

Measurement Results

No.1-3977/22-01-05_Annex_MR_A6

Test logging

This document is electronically signed and valid without handwritten signature.
For verification of the electronic signatures, the public keys can be requested at the testing laboratory.

Test/s performed:

Michael Dorongovski
Lab Manager
Radio Communications

Table of Content

EUT Information	3
FCC Part 15.407 & ISED Bandwidths ~ WLAN5Gx ac-VHT80 mode U-NII-3	4
FCC Part 15.407 & ISED Bandwidths ~ WLAN5Gx ac-VHT80 mode U-NII-3	8
FCC Part 15.407 & ISED Bandwidths ~ WLAN5Gx ac-VHT80 mode U-NII-3	12
FCC Part 15.407 & ISED Bandwidths ~ WLAN5Gx ac-VHT80 mode U-NII-2C	16
FCC Part 15.407 & ISED Bandwidths ~ WLAN5Gx ac-VHT80 mode U-NII-2C	20
FCC Part 15.407 & ISED Bandwidths ~ WLAN5Gx ac-VHT80 mode U-NII-2C	24
FCC Part 15.407 & ISED Bandwidths ~ WLAN5Gx ac-VHT80 mode U-NII-2C	28
FCC Part 15.407 & ISED Bandwidths ~ WLAN5Gx ac-VHT80 mode U-NII-2C	32
FCC Part 15.407 & ISED Bandwidths ~ WLAN5Gx ac-VHT80 mode U-NII-2C	36
FCC Part 15.407 & ISED Bandwidths ~ WLAN5Gx ac-VHT80 mode U-NII-2C	40
FCC Part 15.407 & ISED Bandwidths ~ WLAN5Gx ac-VHT80 mode U-NII-2C	44
FCC Part 15.407 & ISED Bandwidths ~ WLAN5Gx ac-VHT80 mode U-NII-2A	48
FCC Part 15.407 & ISED Bandwidths ~ WLAN5Gx ac-VHT80 mode U-NII-2A	52
FCC Part 15.407 & ISED Bandwidths ~ WLAN5Gx ac-VHT80 mode U-NII-2A	56
FCC Part 15.407 & ISED Bandwidths ~ WLAN5Gx ac-VHT80 mode U-NII-2A	60
FCC Part 15.407 & ISED Bandwidths ~ WLAN5Gx ac-VHT80 mode U-NII-1	64
FCC Part 15.407 & ISED Bandwidths ~ WLAN5Gx ac-VHT80 mode U-NII-1	68
FCC Part 15.407 & ISED Bandwidths ~ WLAN5Gx ac-VHT80 mode U-NII-1	72
FCC Part 15.407 & ISED Bandwidths ~ WLAN5Gx ac-VHT80 mode U-NII-1	76
FCC Part 15.407 Max Output Power and PSD ~ WLAN5Gx ac-VHT80 mode U-NII-3	80
FCC Part 15.407 Max Output Power and PSD ~ WLAN5Gx ac-VHT80 mode U-NII-3	84
FCC Part 15.407 Max Output Power and PSD ~ WLAN5Gx ac-VHT80 mode U-NII-3	88
FCC Part 15.407 Max Output Power and PSD ~ WLAN5Gx ac-VHT80 mode U-NII-3	92
FCC Part 15.407 Max Output Power and PSD ~ WLAN5Gx ac-VHT80 mode U-NII-2C	96
FCC Part 15.407 Max Output Power and PSD ~ WLAN5Gx ac-VHT80 mode U-NII-2C	99
FCC Part 15.407 Max Output Power and PSD ~ WLAN5Gx ac-VHT80 mode U-NII-2C	102
FCC Part 15.407 Max Output Power and PSD ~ WLAN5Gx ac-VHT80 mode U-NII-2C	105
FCC Part 15.407 Max Output Power and PSD ~ WLAN5Gx ac-VHT80 mode U-NII-2C	108
FCC Part 15.407 Max Output Power and PSD ~ WLAN5Gx ac-VHT80 mode U-NII-2C	111
FCC Part 15.407 Max Output Power and PSD ~ WLAN5Gx ac-VHT80 mode U-NII-2C	114
FCC Part 15.407 Max Output Power and PSD ~ WLAN5Gx ac-VHT80 mode U-NII-2C	117
FCC Part 15.407 Max Output Power and PSD ~ WLAN5Gx ac-VHT80 mode U-NII-2A	120
FCC Part 15.407 Max Output Power and PSD ~ WLAN5Gx ac-VHT80 mode U-NII-2A	123
FCC Part 15.407 Max Output Power and PSD ~ WLAN5Gx ac-VHT80 mode U-NII-2A	126
FCC Part 15.407 Max Output Power and PSD ~ WLAN5Gx ac-VHT80 mode U-NII-2A	129
FCC Part 15.407 Max Output Power and PSD ~ WLAN5Gx ac-VHT80 mode U-NII-1	132
FCC Part 15.407 Max Output Power and PSD ~ WLAN5Gx ac-VHT80 mode U-NII-1	135
FCC Part 15.407 Max Output Power and PSD ~ WLAN5Gx ac-VHT80 mode U-NII-1	138
FCC Part 15.407 Max Output Power and PSD ~ WLAN5Gx ac-VHT80 mode U-NII-1	141
FCC Part 15.407 & ISED Bandwidths ~ WLAN5Gx ac-VHT80 mode U-NII-3	144

EUT Information

EUT DEFINITION	
Manufacturer	SAGEMCOM BROADBAND SAS
Type	F5688W
Serial Number	DM2201959000008
Setup Number	1.0
Version SW	NI
Version FW	NI
Version HW	V1.0
Comment 1	
Comment 2	
Temperature [°C] Min	0
Temperature [°C] Nom	20
Temperature [°C] Max	50
Voltage [V] Min	120
Voltage [V] Nom	120
Voltage [V] Max	120

FCC Part 15.407 & ISED Bandwidths ~ WLAN5Gx ac-VHT80 mode U-NII-3

Test References	
TC Start	30.03.2022 04:58:31
Ambit Temp [°C] Humidity [rel%]	25.4 25
System Version	3.0.5.9
Test Specification	FCC Part 15.407 & ISET RSS-GEN
Test Method	26dB Bandwidth KDB789033 D02, C.1 / ISED RSS-GEN
TC Version	0.0.1
My Description	FCC 15.407 Bandwidths - WLAN5Gx ac-VHT80 mode U-NII-3
Add. Information	

EUT Common Settings WLAN5Gx	
Number of Antenna Ports	4
User Interaction	No
Device Class UNII_1	AP indoor

Test Parameter	
Technology to test	WLAN5Gx ac-VHT80 mode U-NII-3
Antenna Port used	3
Temperature	nom
Voltage	nom
Frequency low to test	False Freq [MHz] 0
Frequency mid to test	True Freq [MHz] 5775
Frequency high to test	False Freq [MHz] 0
Auto Control enabled Power Supply Climatic Box	No No
Additional Path Loss [dB]	0.5
Switched Path	EUT - SignalingUnit - SpectrumAnalyzer

Test Equipment	
Signal analyzer,Rohde&Schwarz,FSV-40,1307.9002K40/101042,3.70	
Switch matrix,CTCadvanced,SPM-4 NI DAQ,28016133,NI	

Test at TX 5775 MHz

RESULT: Reference Power cond.

Test Description	Lower Limit	Upper Limit	Measured	Unit	Verdict
Ref. Power 1MHz/1MHz cond.	---	---	13.46	dBm	INFO
Ref. Frequency	---	---	5753.220	MHz	INFO

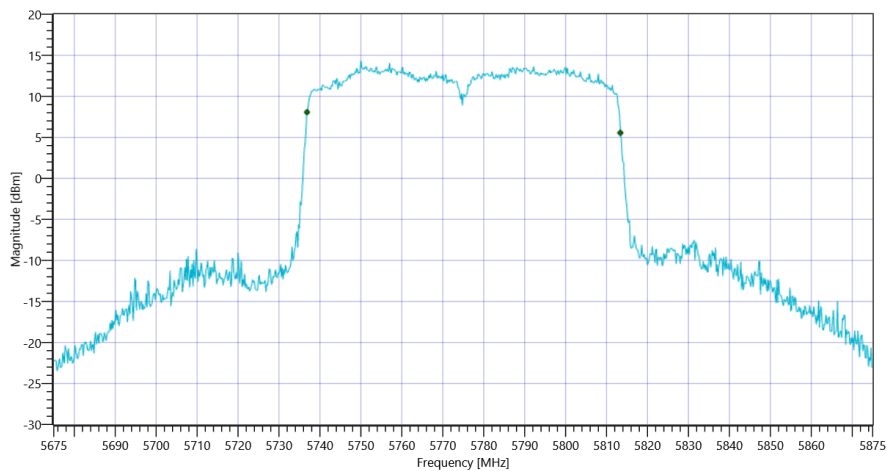
READ SA SETTINGS:

RefLevel [dBm] RefLevelOffset [dB] InpAtt [dB]	21.46 17.86 20
Start [MHz] Stop [MHz]	5675.000 5875.000
RBW [MHz] VBW [MHz]	1.000000 5.000000
Detector TraceMode	POS MAXH
Sweep: Time [ms] Count Points per Section Type	1 2500 1001 SWE

RESULT

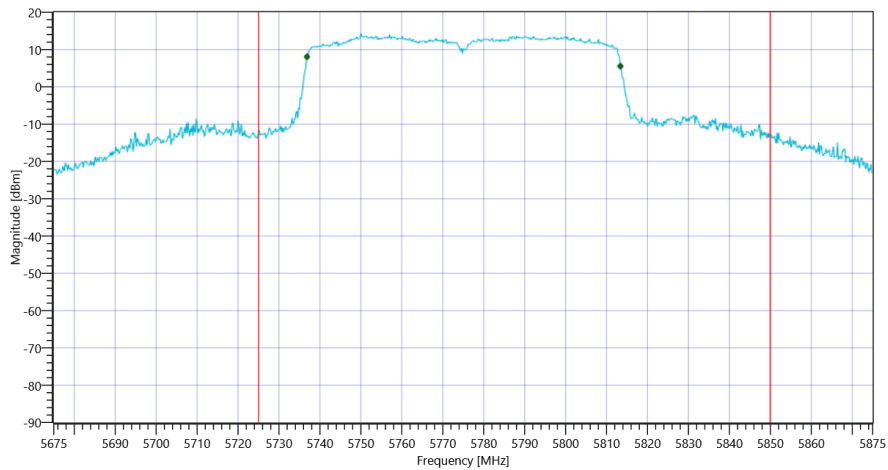
Test Description	Lower Limit	Upper Limit	Measured	Unit	Verdict
Bandwidth 99%	---	---	76.523	MHz	INFO
T1 99%	5725.000000	---	5736.8382	MHz	PASS
T2 99%	---	5850.000000	5813.3616	MHz	PASS

Plot: Bandwidth only



FCC Part 15.407 & ISSED Bandwidths ~ WLAN5Gx ac-VHT80 mode U-NII-3 99PCT

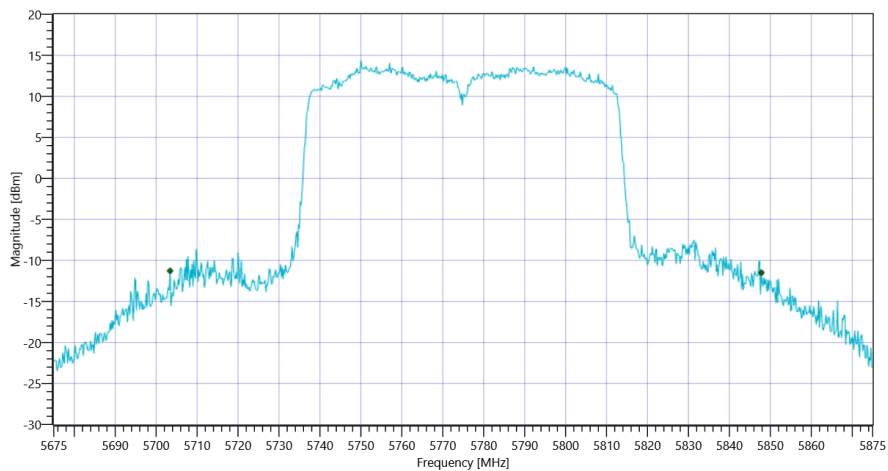
Plot: Bandwidth within Band



FCC Part 15.407 & ISED Bandwidths ~ WLAN5Gx ac-VHT80 mode U-NII-3

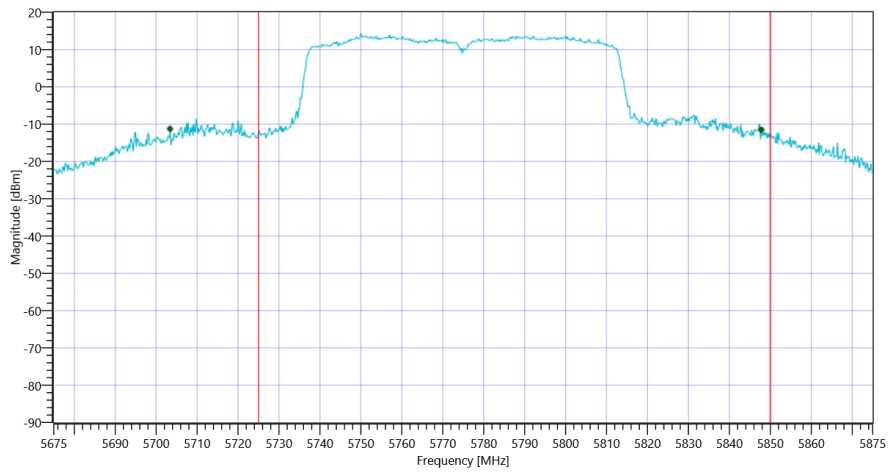
RESULT					
Test Description	Lower Limit	Upper Limit	Measured	Unit	Verdict
Bandwidth 20dB	---	---	144.4	MHz	INFO
T1 26dB	5725.000000	---	5703.4000	MHz	DFS required
T2 26dB	---	5850.000000	5847.8000	MHz	PASS

Plot: Bandwidth only



FCC Part 15.407 & ISED Bandwidths ~ WLAN5Gx ac-VHT80 mode U-NII-3 26dB

Plot: Bandwidth within Band



FCC Part 15.407 & ISM Bandwidths ~ WLAN5Gx ac-VHT80 mode U-NII-3

General verdict

PASS

FCC Part 15.407 & ISED Bandwidths ~ WLAN5Gx ac-VHT80 mode U-NII-3

Test References	
TC Start	30.03.2022 05:05:55
Ambit Temp [°C] Humidity [rel%]	25.4 25
System Version	3.0.5.9
Test Specification	FCC Part 15.407 & ISET RSS-GEN
Test Method	26dB Bandwidth KDB789033 D02, C.1 / ISED RSS-GEN
TC Version	0.0.1
My Description	FCC 15.407 Bandwidths - WLAN5Gx ac-VHT80 mode U-NII-3
Add. Information	

EUT Common Settings WLAN5Gx	
Number of Antenna Ports	4
User Interaction	No
Device Class UNII_1	AP indoor

Test Parameter	
Technology to test	WLAN5Gx ac-VHT80 mode U-NII-3
Antenna Port used	4
Temperature	nom
Voltage	nom
Frequency low to test	False Freq [MHz] 0
Frequency mid to test	True Freq [MHz] 5775
Frequency high to test	False Freq [MHz] 0
Auto Control enabled Power Supply Climatic Box	No No
Additional Path Loss [dB]	0.5
Switched Path	EUT - SignalingUnit - SpectrumAnalyzer

Test Equipment	
Signal analyzer,Rohde&Schwarz,FSV-40,1307.9002K40/101042,3.70	
Switch matrix,CTCadvanced,SPM-4 NI DAQ,28016133,NI	

Test at TX 5775 MHz

RESULT: Reference Power cond.

Test Description	Lower Limit	Upper Limit	Measured	Unit	Verdict
Ref. Power 1MHz/1MHz cond.	---	---	12.76	dBm	INFO
Ref. Frequency	---	---	5766.210	MHz	INFO

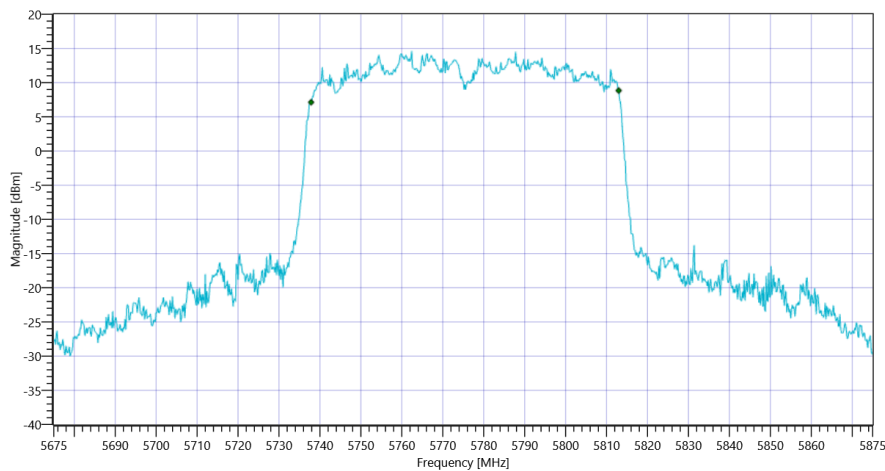
READ SA SETTINGS:

RefLevel [dBm] RefLevelOffset [dB] InpAtt [dB]	20.76 17.86 20
Start [MHz] Stop [MHz]	5675.000 5875.000
RBW [MHz] VBW [MHz]	1.000000 5.000000
Detector TraceMode	POS MAXH
Sweep: Time [ms] Count Points per Section Type	1 2500 1001 SWE

RESULT

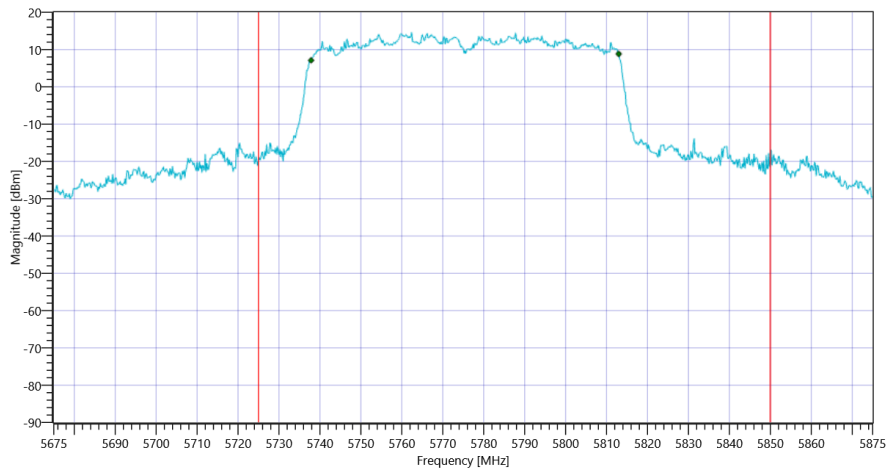
Test Description	Lower Limit	Upper Limit	Measured	Unit	Verdict
Bandwidth 99%	---	---	75.125	MHz	INFO
T1 99%	5725.000000	---	5737.8372	MHz	PASS
T2 99%	---	5850.000000	5812.9620	MHz	PASS

Plot: Bandwidth only



FCC Part 15.407 & ISSED Bandwidths ~ WLAN5Gx ac-VHT80 mode U-NII-3 99PCT

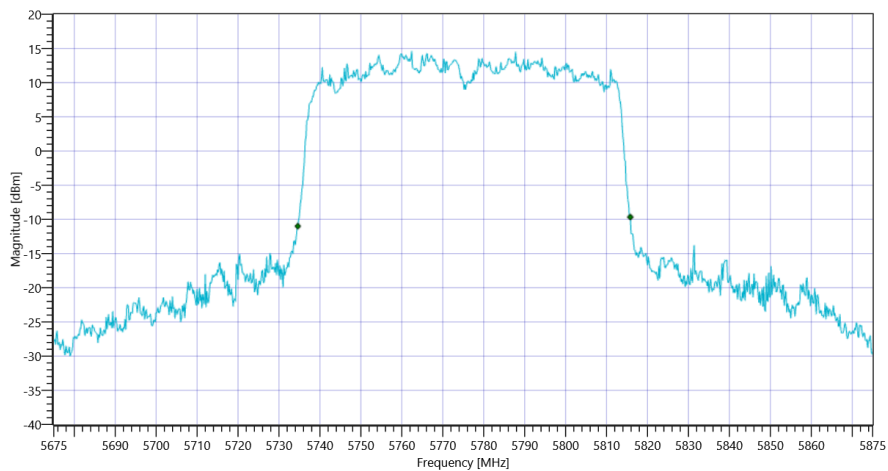
Plot: Bandwidth within Band



FCC Part 15.407 & ISED Bandwidths ~ WLAN5Gx ac-VHT80 mode U-NII-3

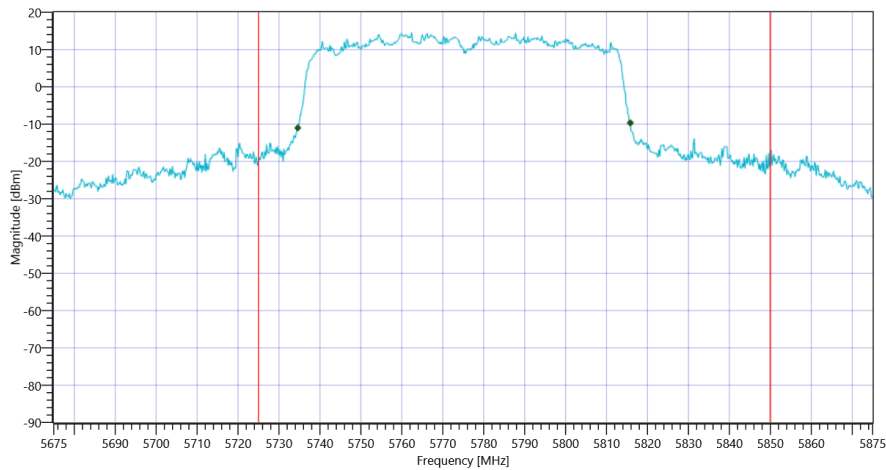
RESULT					
Test Description	Lower Limit	Upper Limit	Measured	Unit	Verdict
Bandwidth 20dB	---	---	81.2	MHz	INFO
T1 26dB	5725.000000	---	5734.6000	MHz	PASS
T2 26dB	---	5850.000000	5815.8000	MHz	PASS

Plot: Bandwidth only



FCC Part 15.407 & ISED Bandwidths ~ WLAN5Gx ac-VHT80 mode U-NII-3 26dB

Plot: Bandwidth within Band



FCC Part 15.407 & ISSED Bandwidths ~ WLAN5Gx ac-VHT80 mode U-NII-3

General verdict

PASS

FCC Part 15.407 & ISED Bandwidths ~ WLAN5Gx ac-VHT80 mode U-NII-3

Test References	
TC Start	30.03.2022 04:43:53
Ambit Temp [°C] Humidity [rel%]	25.4 25
System Version	3.0.5.9
Test Specification	FCC Part 15.407 & ISET RSS-GEN
Test Method	26dB Bandwidth KDB789033 D02, C.1 / ISED RSS-GEN
TC Version	0.0.1
My Description	FCC 15.407 Bandwidths - WLAN5Gx ac-VHT80 mode U-NII-3
Add. Information	

EUT Common Settings WLAN5Gx	
Number of Antenna Ports	4
User Interaction	No
Device Class UNII_1	AP indoor

Test Parameter	
Technology to test	WLAN5Gx ac-VHT80 mode U-NII-3
Antenna Port used	1
Temperature	nom
Voltage	nom
Frequency low to test	False Freq [MHz] 0
Frequency mid to test	True Freq [MHz] 5775
Frequency high to test	False Freq [MHz] 0
Auto Control enabled Power Supply Climatic Box	No No
Additional Path Loss [dB]	0.5
Switched Path	EUT - SignalingUnit - SpectrumAnalyzer

Test Equipment	
Signal analyzer,Rohde&Schwarz,FSV-40,1307.9002K40/101042,3.70	
Switch matrix,CTCadvanced,SPM-4 NI DAQ,28016133,NI	

Test at TX 5775 MHz

RESULT: Reference Power cond.

Test Description	Lower Limit	Upper Limit	Measured	Unit	Verdict
Ref. Power 1MHz/1MHz cond.	---	---	12.73	dBm	INFO
Ref. Frequency	---	---	5783.990	MHz	INFO

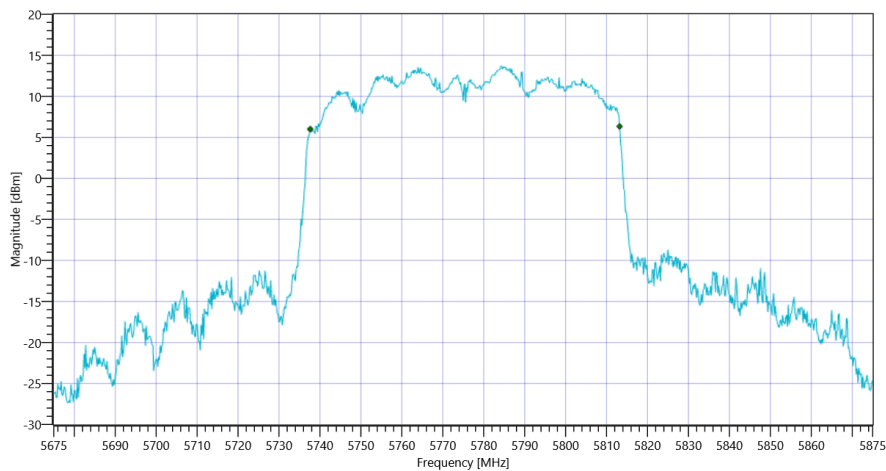
READ SA SETTINGS:

RefLevel [dBm] RefLevelOffset [dB] InpAtt [dB]	20.73 17.86 20
Start [MHz] Stop [MHz]	5675.000 5875.000
RBW [MHz] VBW [MHz]	1.000000 5.000000
Detector TraceMode	POS MAXH
Sweep: Time [ms] Count Points per Section Type	1 2500 1001 SWE

RESULT

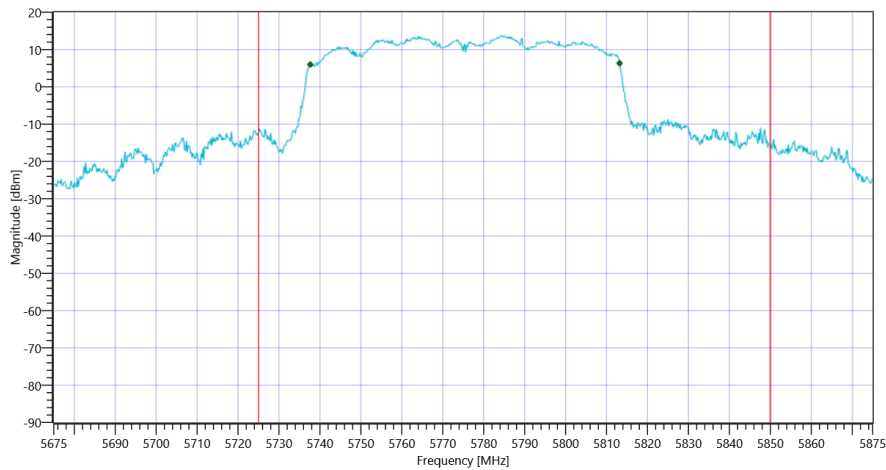
Test Description	Lower Limit	Upper Limit	Measured	Unit	Verdict
Bandwidth 99%	---	---	75.524	MHz	INFO
T1 99%	5725.000000	---	5737.6374	MHz	PASS
T2 99%	---	5850.000000	5813.1618	MHz	PASS

Plot: Bandwidth only



FCC Part 15.407 & ISSED Bandwidths ~ WLAN5Gx ac-VHT80 mode U-NII-3 99PCT

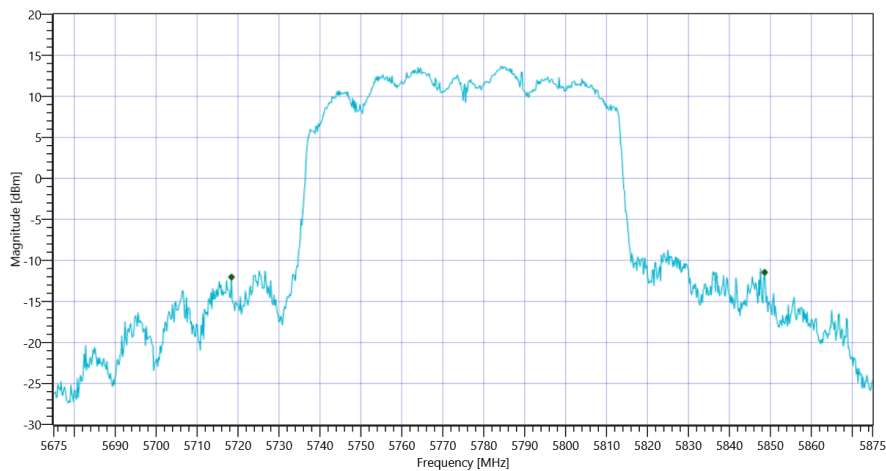
Plot: Bandwidth within Band



FCC Part 15.407 & ISED Bandwidths ~ WLAN5Gx ac-VHT80 mode U-NII-3

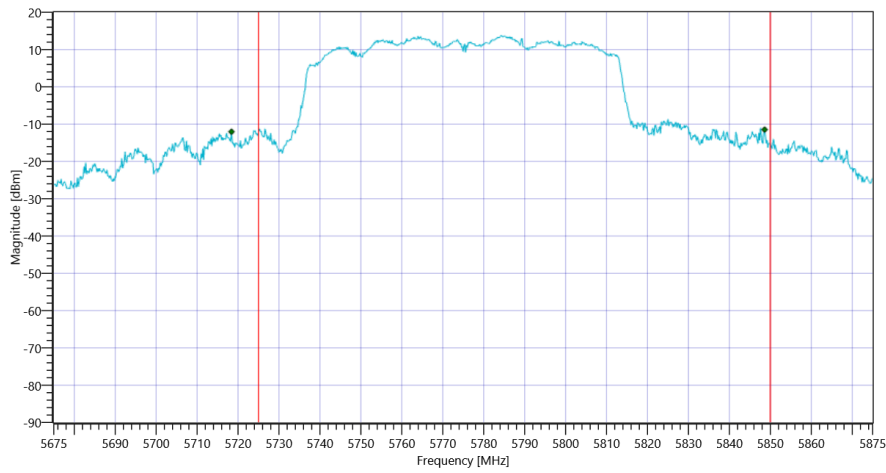
RESULT					
Test Description	Lower Limit	Upper Limit	Measured	Unit	Verdict
Bandwidth 20dB	---	---	130.2	MHz	INFO
T1 26dB	5725.000000	---	5718.4000	MHz	DFS required
T2 26dB	---	5850.000000	5848.6000	MHz	PASS

Plot: Bandwidth only



FCC Part 15.407 & ISED Bandwidths ~ WLAN5Gx ac-VHT80 mode U-NII-3 26dB

Plot: Bandwidth within Band



FCC Part 15.407 & ISSED Bandwidths ~ WLAN5Gx ac-VHT80 mode U-NII-3

General verdict

PASS

FCC Part 15.407 & ISED Bandwidths ~ WLAN5Gx ac-VHT80 mode U-NII-2C

Test References	
TC Start	30.03.2022 04:19:19
Ambit Temp [°C] Humidity [rel%]	25.4 25
System Version	3.0.5.9
Test Specification	FCC Part 15.407 & ISET RSS-GEN
Test Method	26dB Bandwidth KDB789033 D02, C.1 / ISED RSS-GEN
TC Version	0.0.1
My Description	FCC 15.407 Bandwidths - WLAN5Gx ac-VHT80 mode U-NII-2C
Add. Information	

EUT Common Settings WLAN5Gx	
Number of Antenna Ports	4
User Interaction	No
Device Class UNII_1	AP indoor

Test Parameter	
Technology to test	WLAN5Gx ac-VHT80 mode U-NII-2C
Antenna Port used	4
Temperature	nom
Voltage	nom
Frequency low to test	False Freq [MHz] 5530
Frequency mid to test	True Freq [MHz] 5610
Frequency high to test	False Freq [MHz] 5690
Auto Control enabled Power Supply Climatic Box	No No
Additional Path Loss [dB]	0.5
Switched Path	EUT - SignalingUnit - SpectrumAnalyzer

Test Equipment	
Signal analyzer,Rohde&Schwarz,FSV-40,1307.9002K40/101042,3.70	
Switch matrix,CTCadvanced,SPM-4 NI DAQ,28016133,NI	

Test at TX 5610 MHz

RESULT: Reference Power cond.

Test Description	Lower Limit	Upper Limit	Measured	Unit	Verdict
Ref. Power 1MHz/1MHz cond.	---	---	8.54	dBm	INFO
Ref. Frequency	---	---	5587.820	MHz	INFO

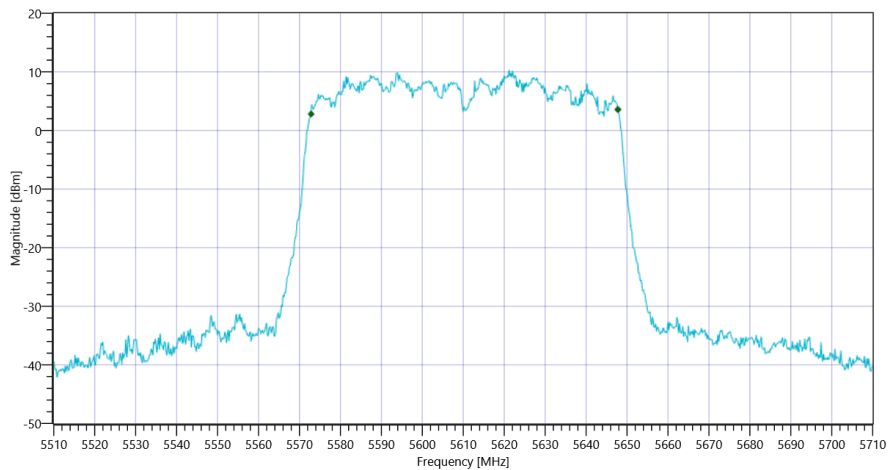
READ SA SETTINGS:

RefLevel [dBm] RefLevelOffset [dB] InpAtt [dB]	16.54 18.15 15
Start [MHz] Stop [MHz]	5510.000 5710.000
RBW [MHz] VBW [MHz]	1.000000 5.000000
Detector TraceMode	POS MAXH
Sweep: Time [ms] Count Points per Section Type	1 2500 1001 SWE

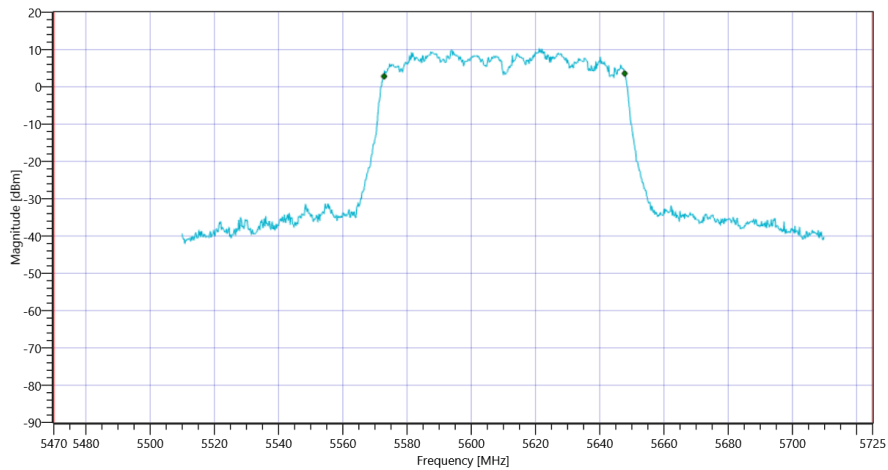
RESULT

Test Description	Lower Limit	Upper Limit	Measured	Unit	Verdict
Bandwidth 99%	---	---	74.925	MHz	INFO
T1 99%	5470.000000	---	5572.8372	MHz	PASS since U-NII-3 is supported
T2 99%	---	5725.000000	5647.7622	MHz	

Plot: Bandwidth only



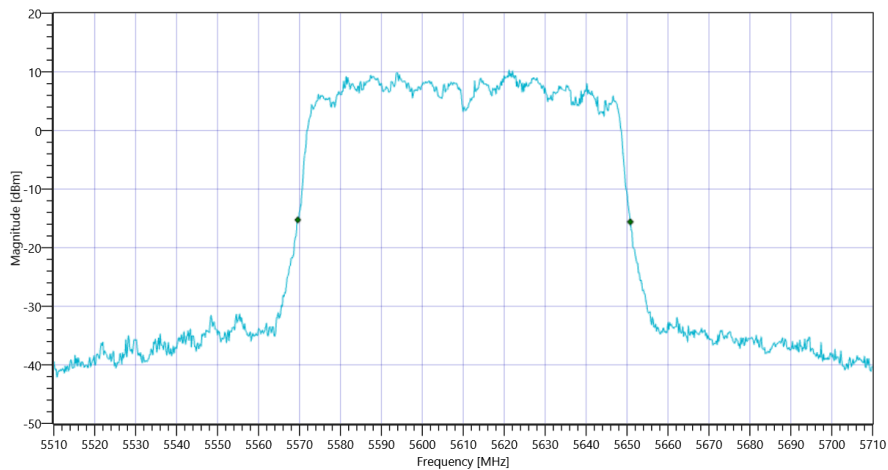
Plot: Bandwidth within Band



FCC Part 15.407 & ISSED Bandwidths ~ WLAN5Gx ac-VHT80 mode U-NII-2C

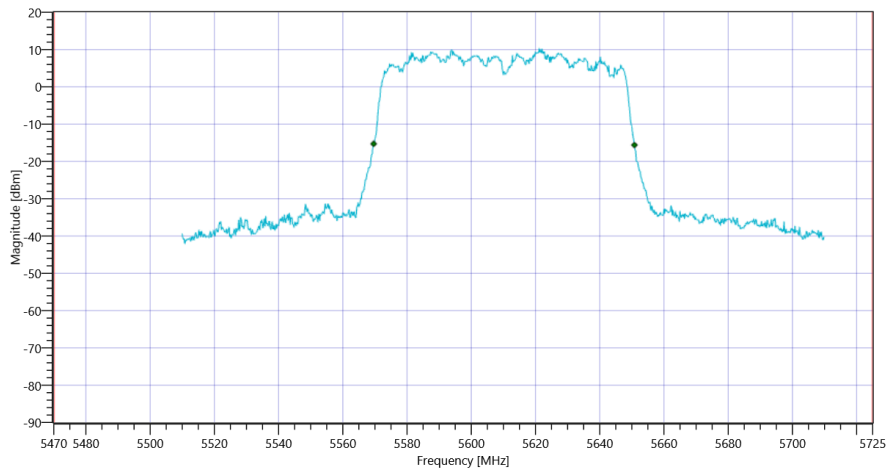
RESULT					
Test Description	Lower Limit	Upper Limit	Measured	Unit	Verdict
Bandwidth 20dB	---	---	81.2	MHz	INFO
T1 26dB	5470.000000	---	5569.6000	MHz	PASS since U-NII-3 is supported
T2 26dB	---	5725.000000	5650.8000	MHz	

Plot: Bandwidth only



FCC Part 15.407 & ISSED Bandwidths ~ WLAN5Gx ac-VHT80 mode U-NII-2C 26dB

Plot: Bandwidth within Band



FCC Part 15.407 & ISSED Bandwidths ~ WLAN5Gx ac-VHT80 mode U-NII-2C

General verdict

PASS

FCC Part 15.407 & ISED Bandwidths ~ WLAN5Gx ac-VHT80 mode U-NII-2C

Test References	
TC Start	30.03.2022 04:14:53
Ambit Temp [°C] Humidity [rel%]	25.4 25
System Version	3.0.5.9
Test Specification	FCC Part 15.407 & ISET RSS-GEN
Test Method	26dB Bandwidth KDB789033 D02, C.1 / ISED RSS-GEN
TC Version	0.0.1
My Description	FCC 15.407 Bandwidths - WLAN5Gx ac-VHT80 mode U-NII-2C
Add. Information	

EUT Common Settings WLAN5Gx	
Number of Antenna Ports	4
User Interaction	No
Device Class UNII_1	AP indoor

Test Parameter	
Technology to test	WLAN5Gx ac-VHT80 mode U-NII-2C
Antenna Port used	3
Temperature	nom
Voltage	nom
Frequency low to test	False Freq [MHz] 5530
Frequency mid to test	True Freq [MHz] 5610
Frequency high to test	False Freq [MHz] 5690
Auto Control enabled Power Supply Climatic Box	No No
Additional Path Loss [dB]	0.5
Switched Path	EUT - SignalingUnit - SpectrumAnalyzer

Test Equipment	
Signal analyzer,Rohde&Schwarz,FSV-40,1307.9002K40/101042,3.70	
Switch matrix,CTCadvanced,SPM-4 NI DAQ,28016133,NI	

Test at TX 5610 MHz

RESULT: Reference Power cond.

Test Description	Lower Limit	Upper Limit	Measured	Unit	Verdict
Ref. Power 1MHz/1MHz cond.	---	---	8.65	dBm	INFO
Ref. Frequency	---	---	5621.390	MHz	INFO

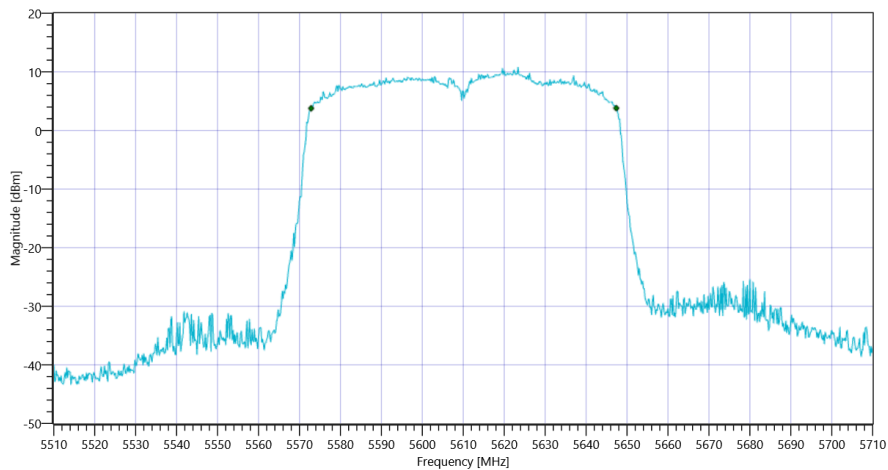
READ SA SETTINGS:

RefLevel [dBm] RefLevelOffset [dB] InpAtt [dB]	16.65 18.15 15
Start [MHz] Stop [MHz]	5510.000 5710.000
RBW [MHz] VBW [MHz]	1.000000 5.000000
Detector TraceMode	POS MAXH
Sweep: Time [ms] Count Points per Section Type	1 2500 1001 SWE

RESULT

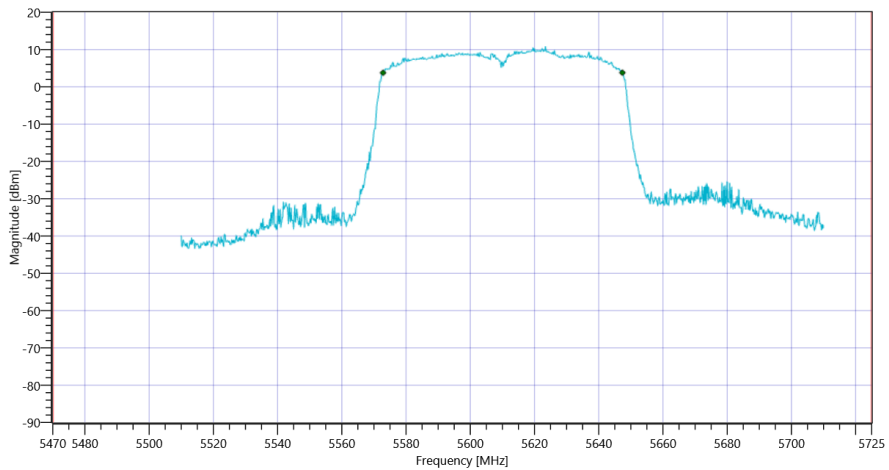
Test Description	Lower Limit	Upper Limit	Measured	Unit	Verdict
Bandwidth 99%	---	---	74.525	MHz	INFO
T1 99%	5470.000000	---	5572.8372	MHz	PASS since U-NII-3 is supported
T2 99%	---	5725.000000	5647.3626	MHz	

Plot: Bandwidth only



FCC Part 15.407 & ISSED Bandwidths ~ WLAN5Gx ac-VHT80 mode U-NII-2C 99PCT

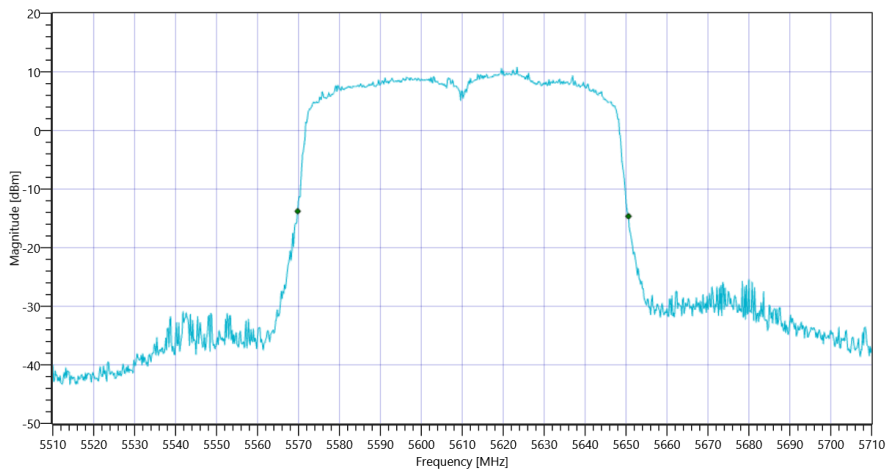
Plot: Bandwidth within Band



FCC Part 15.407 & ISSED Bandwidths ~ WLAN5Gx ac-VHT80 mode U-NII-2C

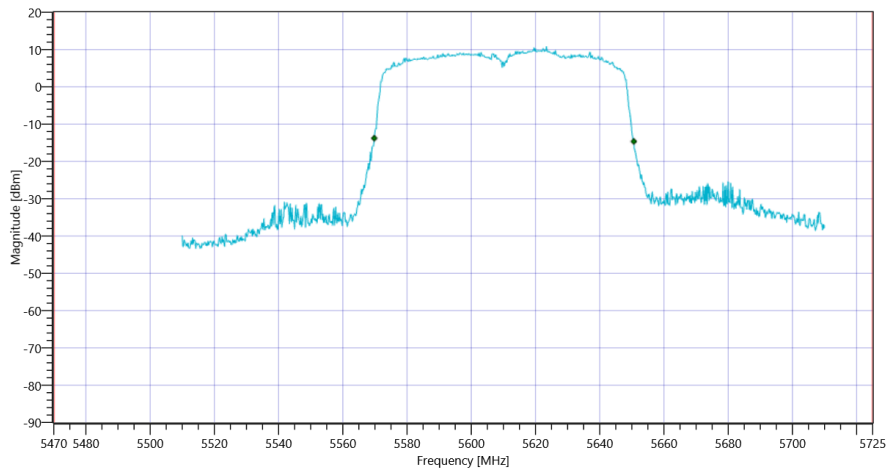
RESULT					
Test Description	Lower Limit	Upper Limit	Measured	Unit	Verdict
Bandwidth 20dB	---	---	80.8	MHz	INFO
T1 26dB	5470.000000	---	5569.8000	MHz	PASS since U-NII-3 is supported
T2 26dB	---	5725.000000	5650.6000	MHz	

Plot: Bandwidth only



FCC Part 15.407 & ISSED Bandwidths ~ WLAN5Gx ac-VHT80 mode U-NII-2C 26dB

Plot: Bandwidth within Band



FCC Part 15.407 & ISSED Bandwidths ~ WLAN5Gx ac-VHT80 mode U-NII-2C

General verdict

PASS

FCC Part 15.407 & ISED Bandwidths ~ WLAN5Gx ac-VHT80 mode U-NII-2C

Test References	
TC Start	30.03.2022 04:10:27
Ambit Temp [°C] Humidity [rel%]	25.4 25
System Version	3.0.5.9
Test Specification	FCC Part 15.407 & ISET RSS-GEN
Test Method	26dB Bandwidth KDB789033 D02, C.1 / ISED RSS-GEN
TC Version	0.0.1
My Description	FCC 15.407 Bandwidths - WLAN5Gx ac-VHT80 mode U-NII-2C
Add. Information	

EUT Common Settings WLAN5Gx	
Number of Antenna Ports	4
User Interaction	No
Device Class UNII_1	AP indoor

Test Parameter	
Technology to test	WLAN5Gx ac-VHT80 mode U-NII-2C
Antenna Port used	2
Temperature	nom
Voltage	nom
Frequency low to test	False Freq [MHz] 5530
Frequency mid to test	True Freq [MHz] 5610
Frequency high to test	False Freq [MHz] 5690
Auto Control enabled Power Supply Climatic Box	No No
Additional Path Loss [dB]	0.5
Switched Path	EUT - SignalingUnit - SpectrumAnalyzer

Test Equipment	
Signal analyzer,Rohde&Schwarz,FSV-40,1307.9002K40/101042,3.70	
Switch matrix,CTCadvanced,SPM-4 NI DAQ,28016133,NI	

Test at TX 5610 MHz

RESULT: Reference Power cond.

Test Description	Lower Limit	Upper Limit	Measured	Unit	Verdict
Ref. Power 1MHz/1MHz cond.	---	---	8.42	dBm	INFO
Ref. Frequency	---	---	5614.600	MHz	INFO

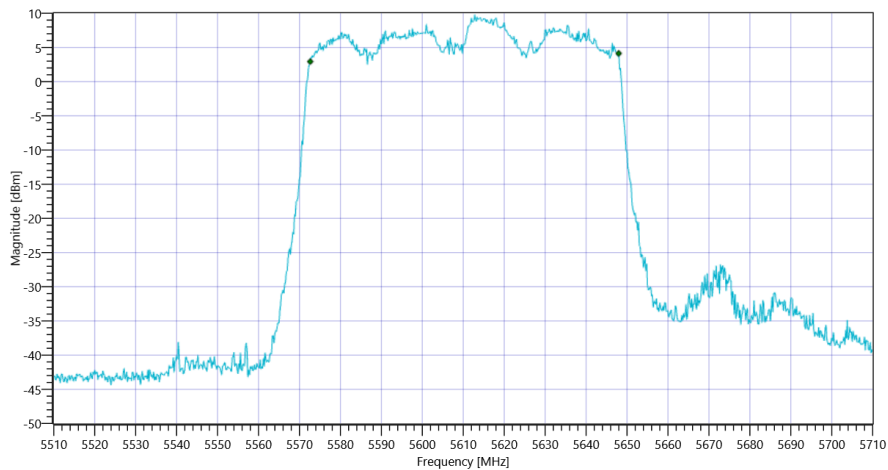
READ SA SETTINGS:

RefLevel [dBm] RefLevelOffset [dB] InpAtt [dB]	16.42 18.15 15
Start [MHz] Stop [MHz]	5510.000 5710.000
RBW [MHz] VBW [MHz]	1.000000 5.000000
Detector TraceMode	POS MAXH
Sweep: Time [ms] Count Points per Section Type	1 2500 1001 SWE

RESULT

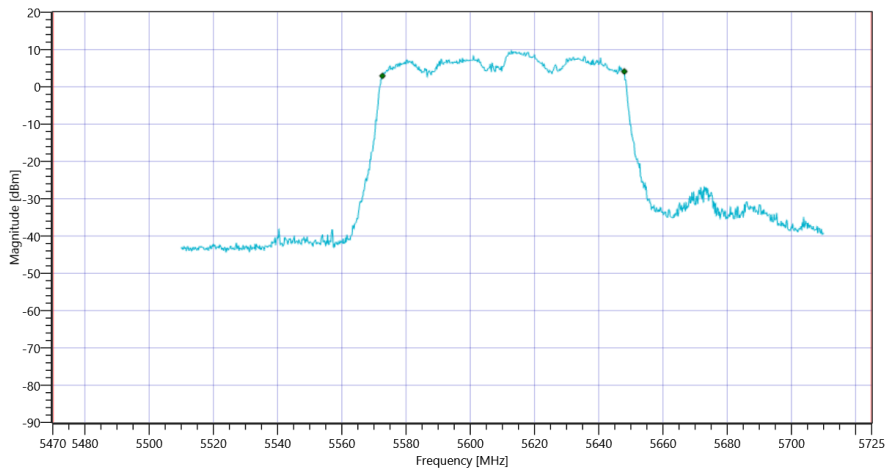
Test Description	Lower Limit	Upper Limit	Measured	Unit	Verdict
Bandwidth 99%	---	---	75.325	MHz	INFO
T1 99%	5470.000000	---	5572.6374	MHz	PASS since U-NII-3 is supported
T2 99%	---	5725.000000	5647.9620	MHz	

Plot: Bandwidth only



FCC Part 15.407 & ISSED Bandwidths ~ WLAN5Gx ac-VHT80 mode U-NII-2C 99PCT

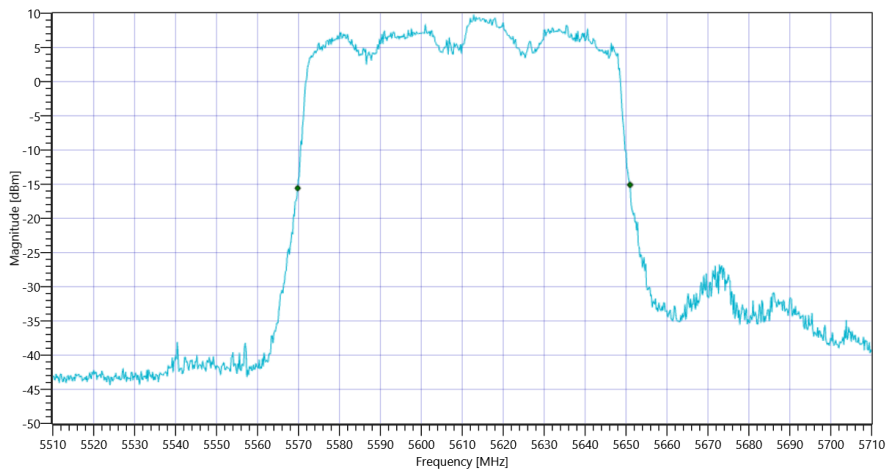
Plot: Bandwidth within Band



FCC Part 15.407 & ISSED Bandwidths ~ WLAN5Gx ac-VHT80 mode U-NII-2C

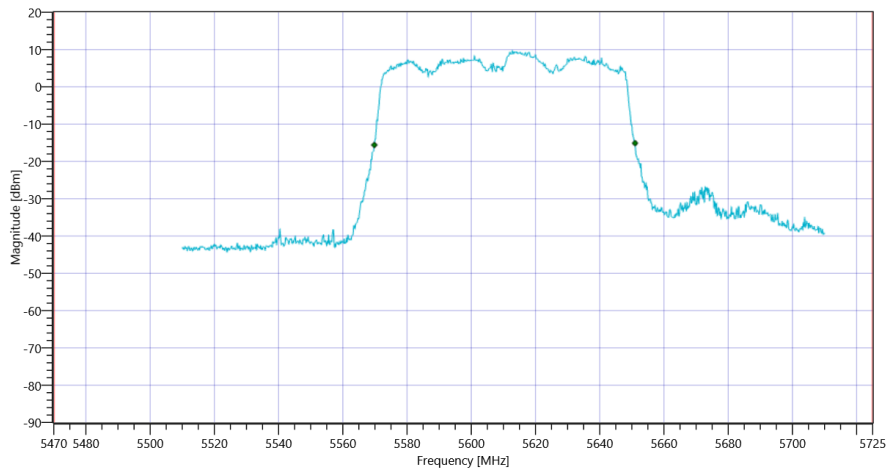
RESULT					
Test Description	Lower Limit	Upper Limit	Measured	Unit	Verdict
Bandwidth 20dB	---	---	81.2	MHz	INFO
T1 26dB	5470.000000	---	5569.8000	MHz	PASS since U-NII-3 is supported
T2 26dB	---	5725.000000	5651.0000	MHz	

Plot: Bandwidth only



FCC Part 15.407 & ISSED Bandwidths ~ WLAN5Gx ac-VHT80 mode U-NII-2C 26dB

Plot: Bandwidth within Band



FCC Part 15.407 & ISSED Bandwidths ~ WLAN5Gx ac-VHT80 mode U-NII-2C

General verdict

PASS

FCC Part 15.407 & ISED Bandwidths ~ WLAN5Gx ac-VHT80 mode U-NII-2C

Test References	
TC Start	30.03.2022 04:06:02
Ambit Temp [°C] Humidity [rel%]	25.4 25
System Version	3.0.5.9
Test Specification	FCC Part 15.407 & ISET RSS-GEN
Test Method	26dB Bandwidth KDB789033 D02, C.1 / ISED RSS-GEN
TC Version	0.0.1
My Description	FCC 15.407 Bandwidths - WLAN5Gx ac-VHT80 mode U-NII-2C
Add. Information	

EUT Common Settings WLAN5Gx	
Number of Antenna Ports	4
User Interaction	No
Device Class UNII_1	AP indoor

Test Parameter	
Technology to test	WLAN5Gx ac-VHT80 mode U-NII-2C
Antenna Port used	1
Temperature	nom
Voltage	nom
Frequency low to test	False Freq [MHz] 5530
Frequency mid to test	True Freq [MHz] 5610
Frequency high to test	False Freq [MHz] 5690
Auto Control enabled Power Supply Climatic Box	No No
Additional Path Loss [dB]	0.5
Switched Path	EUT - SignalingUnit - SpectrumAnalyzer

Test Equipment	
Signal analyzer,Rohde&Schwarz,FSV-40,1307.9002K40/101042,3.70	
Switch matrix,CTCadvanced,SPM-4 NI DAQ,28016133,NI	

Test at TX 5610 MHz

RESULT: Reference Power cond.

Test Description	Lower Limit	Upper Limit	Measured	Unit	Verdict
Ref. Power 1MHz/1MHz cond.	---	---	9.50	dBm	INFO
Ref. Frequency	---	---	5621.590	MHz	INFO

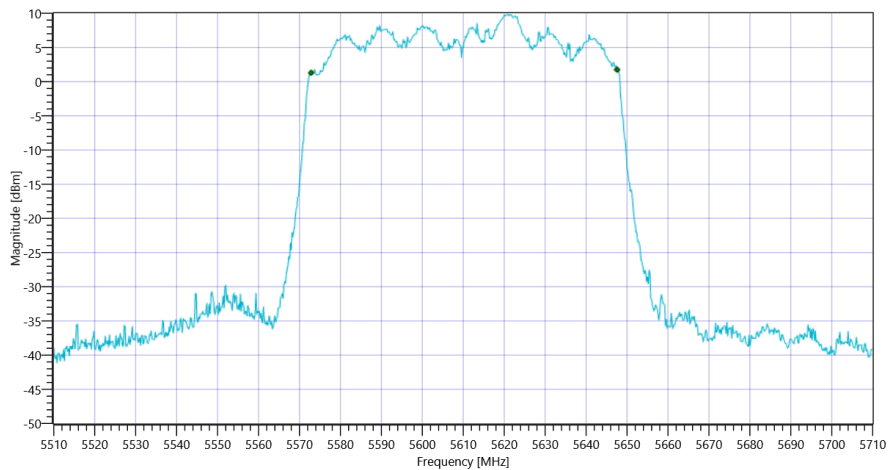
READ SA SETTINGS:

RefLevel [dBm] RefLevelOffset [dB] InpAtt [dB]	17.50 18.15 15
Start [MHz] Stop [MHz]	5510.000 5710.000
RBW [MHz] VBW [MHz]	1.000000 5.000000
Detector TraceMode	POS MAXH
Sweep: Time [ms] Count Points per Section Type	1 2500 1001 SWE

RESULT

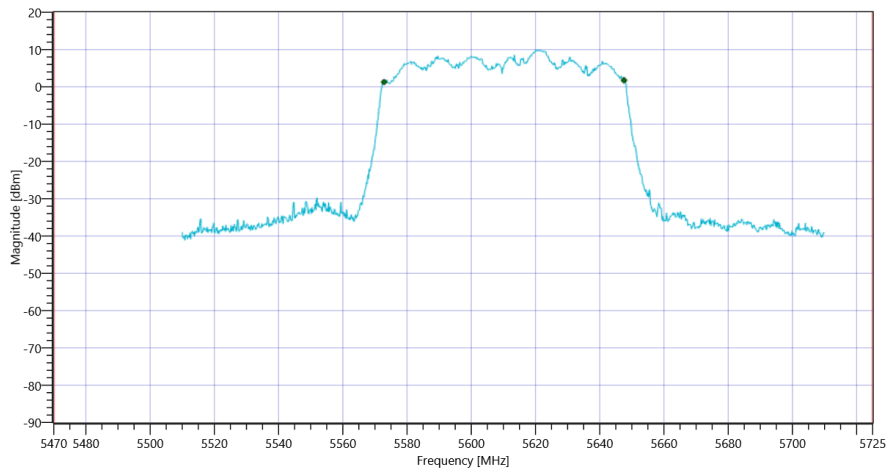
Test Description	Lower Limit	Upper Limit	Measured	Unit	Verdict
Bandwidth 99%	---	---	74.725	MHz	INFO
T1 99%	5470.000000	---	5572.8372	MHz	PASS since U-NII-3 is supported
T2 99%	---	5725.000000	5647.5624	MHz	

Plot: Bandwidth only



FCC Part 15.407 & ISSED Bandwidths ~ WLAN5Gx ac-VHT80 mode U-NII-2C 99PCT

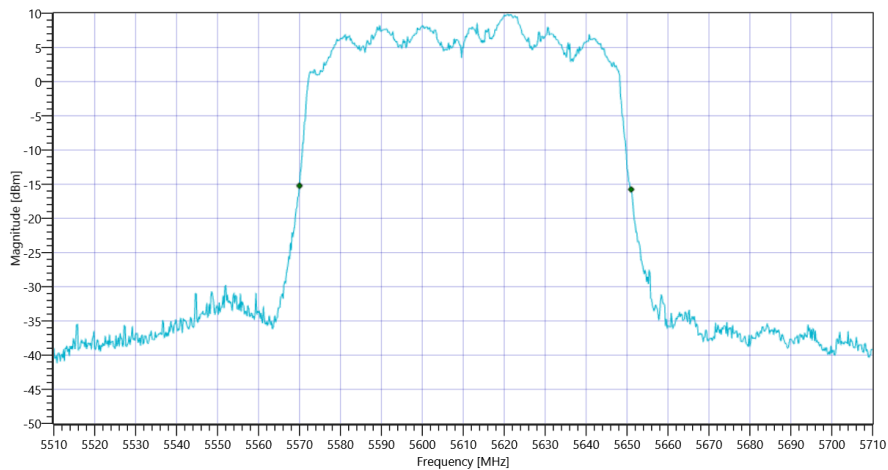
Plot: Bandwidth within Band



FCC Part 15.407 & ISSED Bandwidths ~ WLAN5Gx ac-VHT80 mode U-NII-2C

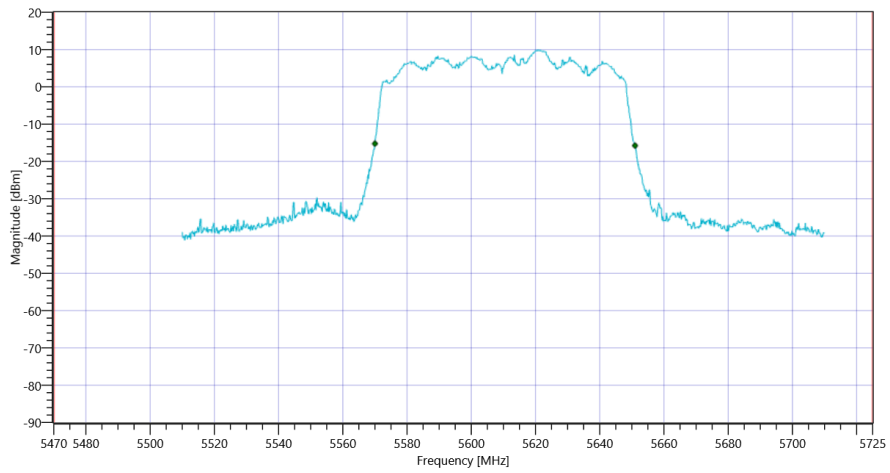
RESULT					
Test Description	Lower Limit	Upper Limit	Measured	Unit	Verdict
Bandwidth 20dB	---	---	81	MHz	INFO
T1 26dB	5470.000000	---	5570.0000	MHz	PASS since U-NII-3 is supported
T2 26dB	---	5725.000000	5651.0000	MHz	

Plot: Bandwidth only



FCC Part 15.407 & ISSED Bandwidths ~ WLAN5Gx ac-VHT80 mode U-NII-2C 26dB

Plot: Bandwidth within Band



FCC Part 15.407 & ISSED Bandwidths ~ WLAN5Gx ac-VHT80 mode U-NII-2C

General verdict

PASS

FCC Part 15.407 & ISED Bandwidths ~ WLAN5Gx ac-VHT80 mode U-NII-2C

Test References	
TC Start	30.03.2022 04:01:20
Ambit Temp [°C] Humidity [rel%]	25.3 25
System Version	3.0.5.9
Test Specification	FCC Part 15.407 & ISET RSS-GEN
Test Method	26dB Bandwidth KDB789033 D02, C.1 / ISED RSS-GEN
TC Version	0.0.1
My Description	FCC 15.407 Bandwidths - WLAN5Gx ac-VHT80 mode U-NII-2C
Add. Information	

EUT Common Settings WLAN5Gx	
Number of Antenna Ports	4
User Interaction	No
Device Class UNII_1	AP indoor

Test Parameter	
Technology to test	WLAN5Gx ac-VHT80 mode U-NII-2C
Antenna Port used	4
Temperature	nom
Voltage	nom
Frequency low to test	True Freq [MHz] 5530
Frequency mid to test	False Freq [MHz] 5610
Frequency high to test	False Freq [MHz] 5690
Auto Control enabled Power Supply Climatic Box	No No
Additional Path Loss [dB]	0.5
Switched Path	EUT - SignalingUnit - SpectrumAnalyzer

Test Equipment	
Signal analyzer,Rohde&Schwarz,FSV-40,1307.9002K40/101042,3.70	
Switch matrix,CTCadvanced,SPM-4 NI DAQ,28016133,NI	

Test at TX 5530 MHz

RESULT: Reference Power cond.

Test Description	Lower Limit	Upper Limit	Measured	Unit	Verdict
Ref. Power 1MHz/1MHz cond.	---	---	8.53	dBm	INFO
Ref. Frequency	---	---	5526.000	MHz	INFO

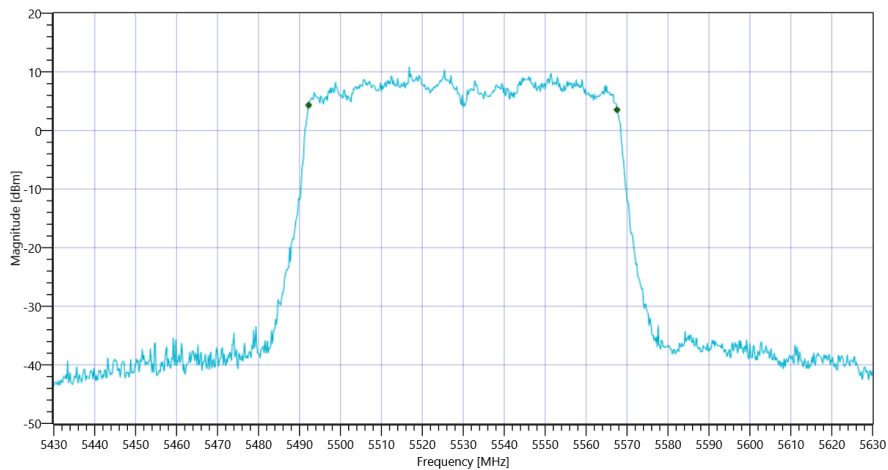
READ SA SETTINGS:

RefLevel [dBm] RefLevelOffset [dB] InpAtt [dB]	16.53 17.77 15
Start [MHz] Stop [MHz]	5430.000 5630.000
RBW [MHz] VBW [MHz]	1.000000 5.000000
Detector TraceMode	POS MAXH
Sweep: Time [ms] Count Points per Section Type	1 2500 1001 SWE

RESULT

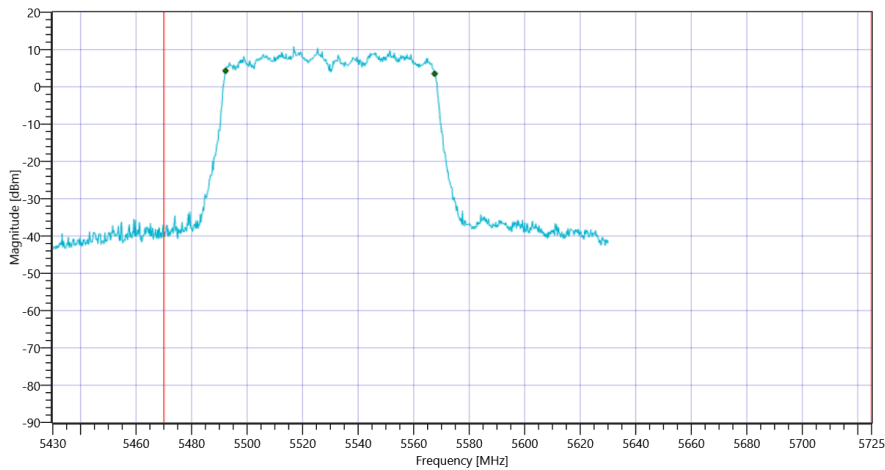
Test Description	Lower Limit	Upper Limit	Measured	Unit	Verdict
Bandwidth 99%	---	---	75.325	MHz	INFO
T1 99%	5470.000000	---	5492.2378	MHz	PASS since U-NII-3 is supported
T2 99%	---	5725.000000	5567.5624	MHz	

Plot: Bandwidth only



FCC Part 15.407 & ISSED Bandwidths ~ WLAN5Gx ac-VHT80 mode U-NII-2C 99PCT

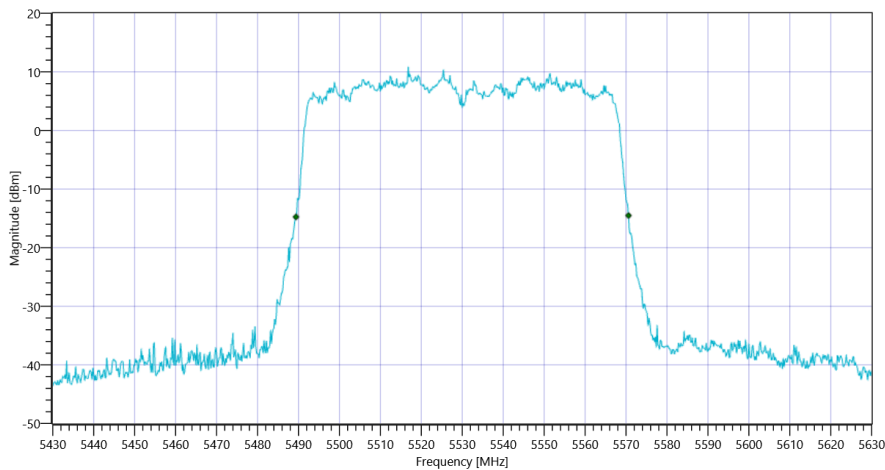
Plot: Bandwidth within Band



FCC Part 15.407 & ISED Bandwidths ~ WLAN5Gx ac-VHT80 mode U-NII-2C

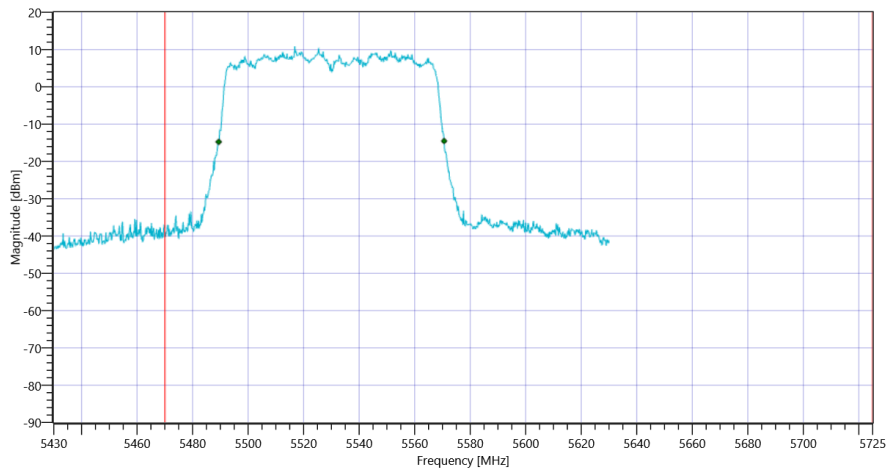
RESULT						
Test Description	Lower Limit	Upper Limit	Measured	Unit	Verdict	
Bandwidth 20dB	---	---	81.2	MHz	INFO	
T1 26dB	5470.000000	---	5489.4000	MHz	PASS since U-NII-3 is supported	
T2 26dB	---	5725.000000	5570.6000	MHz		

Plot: Bandwidth only



FCC Part 15.407 & ISED Bandwidths ~ WLAN5Gx ac-VHT80 mode U-NII-2C 26dB

Plot: Bandwidth within Band



FCC Part 15.407 & ISSED Bandwidths ~ WLAN5Gx ac-VHT80 mode U-NII-2C

General verdict

PASS

FCC Part 15.407 & ISED Bandwidths ~ WLAN5Gx ac-VHT80 mode U-NII-2C

Test References	
TC Start	30.03.2022 03:56:52
Ambit Temp [°C] Humidity [rel%]	25.4 25
System Version	3.0.5.9
Test Specification	FCC Part 15.407 & ISET RSS-GEN
Test Method	26dB Bandwidth KDB789033 D02, C.1 / ISED RSS-GEN
TC Version	0.0.1
My Description	FCC 15.407 Bandwidths - WLAN5Gx ac-VHT80 mode U-NII-2C
Add. Information	

EUT Common Settings WLAN5Gx	
Number of Antenna Ports	4
User Interaction	No
Device Class UNII_1	AP indoor

Test Parameter	
Technology to test	WLAN5Gx ac-VHT80 mode U-NII-2C
Antenna Port used	3
Temperature	nom
Voltage	nom
Frequency low to test	True Freq [MHz] 5530
Frequency mid to test	False Freq [MHz] 5610
Frequency high to test	False Freq [MHz] 5690
Auto Control enabled Power Supply Climatic Box	No No
Additional Path Loss [dB]	0.5
Switched Path	EUT - SignalingUnit - SpectrumAnalyzer

Test Equipment	
Signal analyzer,Rohde&Schwarz,FSV-40,1307.9002K40/101042,3.70	
Switch matrix,CTCadvanced,SPM-4 NI DAQ,28016133,NI	

Test at TX 5530 MHz

RESULT: Reference Power cond.

Test Description	Lower Limit	Upper Limit	Measured	Unit	Verdict
Ref. Power 1MHz/1MHz cond.	---	---	7.20	dBm	INFO
Ref. Frequency	---	---	5537.790	MHz	INFO

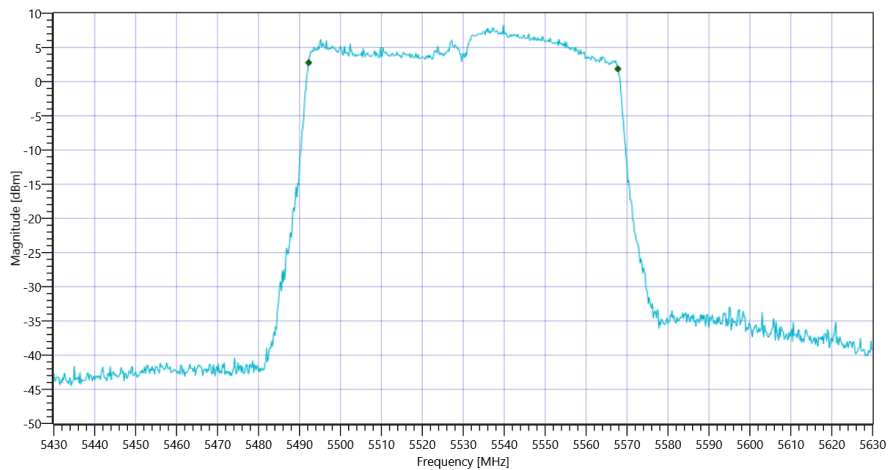
READ SA SETTINGS:

RefLevel [dBm] RefLevelOffset [dB] InpAtt [dB]	15.20 17.77 15
Start [MHz] Stop [MHz]	5430.000 5630.000
RBW [MHz] VBW [MHz]	1.000000 5.000000
Detector TraceMode	POS MAXH
Sweep: Time [ms] Count Points per Section Type	1 2500 1001 SWE

RESULT

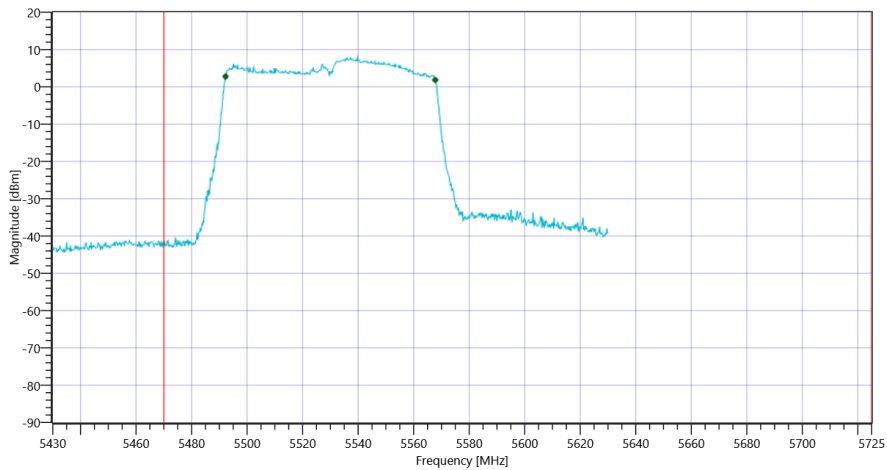
Test Description	Lower Limit	Upper Limit	Measured	Unit	Verdict
Bandwidth 99%	---	---	75.524	MHz	INFO
T1 99%	5470.000000	---	5492.2378	MHz	PASS since U-NII-3 is supported
T2 99%	---	5725.000000	5567.7622	MHz	

Plot: Bandwidth only



FCC Part 15.407 & ISSED Bandwidths ~ WLAN5Gx ac-VHT80 mode U-NII-2C 99PCT

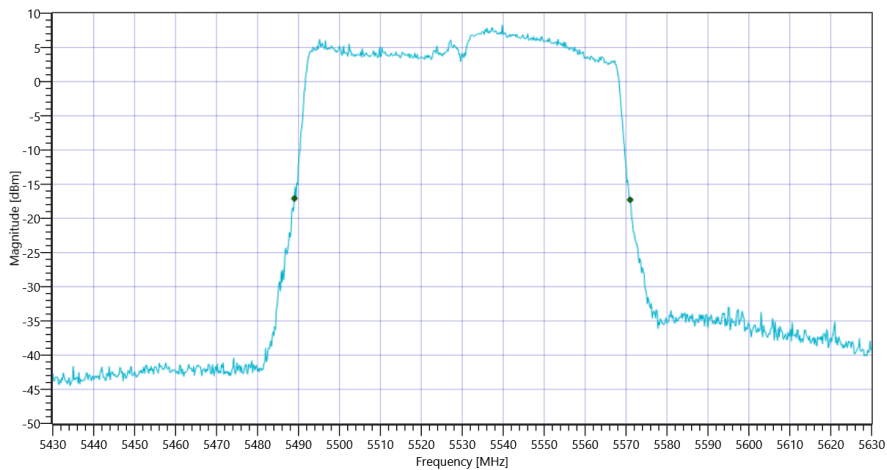
Plot: Bandwidth within Band



FCC Part 15.407 & ISSED Bandwidths ~ WLAN5Gx ac-VHT80 mode U-NII-2C

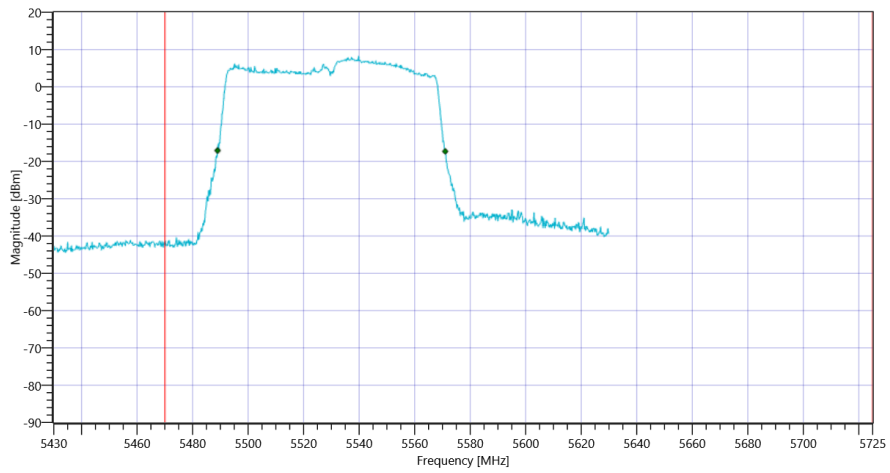
RESULT					
Test Description	Lower Limit	Upper Limit	Measured	Unit	Verdict
Bandwidth 20dB	---	---	82	MHz	INFO
T1 26dB	5470.000000	---	5489.0000	MHz	PASS since U-NII-3 is supported
T2 26dB	---	5725.000000	5571.0000	MHz	

Plot: Bandwidth only



FCC Part 15.407 & ISSED Bandwidths ~ WLAN5Gx ac-VHT80 mode U-NII-2C 26dB

Plot: Bandwidth within Band



FCC Part 15.407 & ISSED Bandwidths ~ WLAN5Gx ac-VHT80 mode U-NII-2C

General verdict

PASS

FCC Part 15.407 & ISED Bandwidths ~ WLAN5Gx ac-VHT80 mode U-NII-2C

Test References	
TC Start	30.03.2022 03:52:23
Ambit Temp [°C] Humidity [rel%]	25.4 25
System Version	3.0.5.9
Test Specification	FCC Part 15.407 & ISET RSS-GEN
Test Method	26dB Bandwidth KDB789033 D02, C.1 / ISED RSS-GEN
TC Version	0.0.1
My Description	FCC 15.407 Bandwidths - WLAN5Gx ac-VHT80 mode U-NII-2C
Add. Information	

EUT Common Settings WLAN5Gx	
Number of Antenna Ports	4
User Interaction	No
Device Class UNII_1	AP indoor

Test Parameter	
Technology to test	WLAN5Gx ac-VHT80 mode U-NII-2C
Antenna Port used	2
Temperature	nom
Voltage	nom
Frequency low to test	True Freq [MHz] 5530
Frequency mid to test	False Freq [MHz] 5610
Frequency high to test	False Freq [MHz] 5690
Auto Control enabled Power Supply Climatic Box	No No
Additional Path Loss [dB]	0.5
Switched Path	EUT - SignalingUnit - SpectrumAnalyzer

Test Equipment	
Signal analyzer,Rohde&Schwarz,FSV-40,1307.9002K40/101042,3.70	
Switch matrix,CTCadvanced,SPM-4 NI DAQ,28016133,NI	

Test at TX 5530 MHz

RESULT: Reference Power cond.

Test Description	Lower Limit	Upper Limit	Measured	Unit	Verdict
Ref. Power 1MHz/1MHz cond.	---	---	6.27	dBm	INFO
Ref. Frequency	---	---	5537.390	MHz	INFO

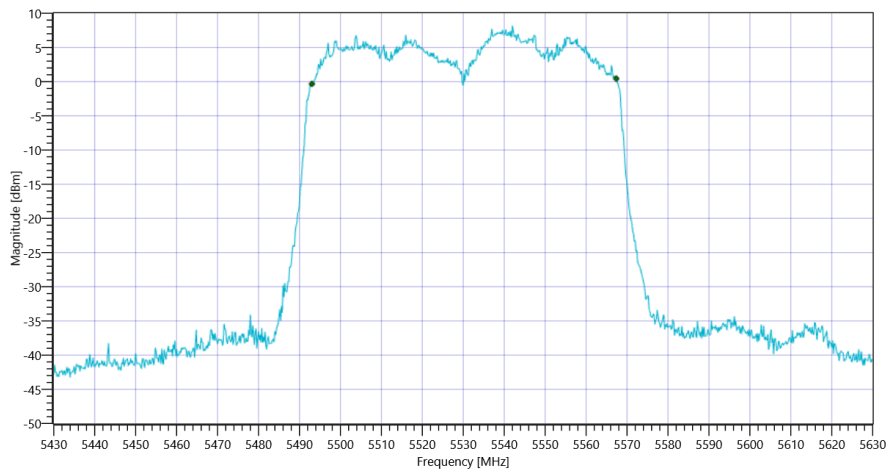
READ SA SETTINGS:

RefLevel [dBm] RefLevelOffset [dB] InpAtt [dB]	14.27 17.77 15
Start [MHz] Stop [MHz]	5430.000 5630.000
RBW [MHz] VBW [MHz]	1.000000 5.000000
Detector TraceMode	POS MAXH
Sweep: Time [ms] Count Points per Section Type	1 2500 1001 SWE

RESULT

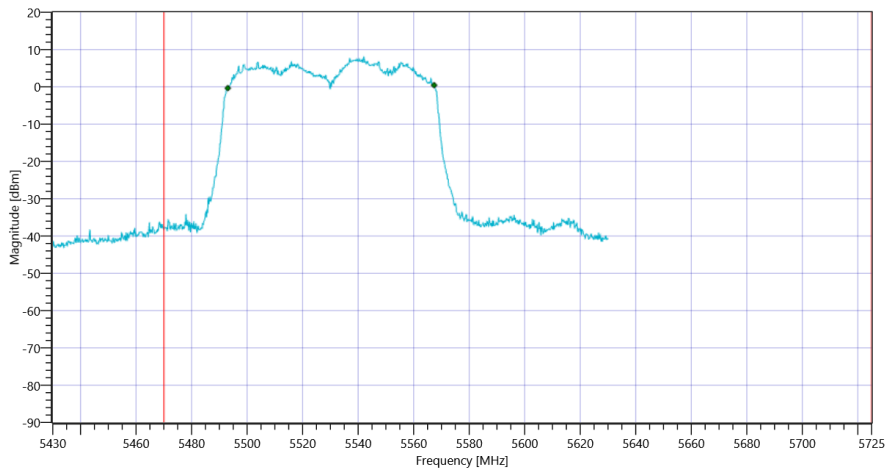
Test Description	Lower Limit	Upper Limit	Measured	Unit	Verdict
Bandwidth 99%	---	---	74.326	MHz	INFO
T1 99%	5470.000000	---	5493.0370	MHz	PASS since U-NII-3 is supported
T2 99%	---	5725.000000	5567.3626	MHz	

Plot: Bandwidth only



FCC Part 15.407 & ISSED Bandwidths ~ WLAN5Gx ac-VHT80 mode U-NII-2C 99PCT

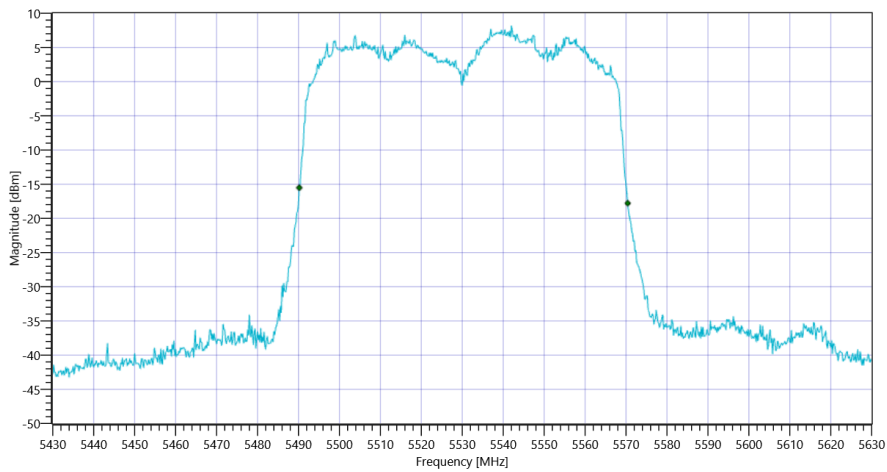
Plot: Bandwidth within Band



FCC Part 15.407 & ISSED Bandwidths ~ WLAN5Gx ac-VHT80 mode U-NII-2C

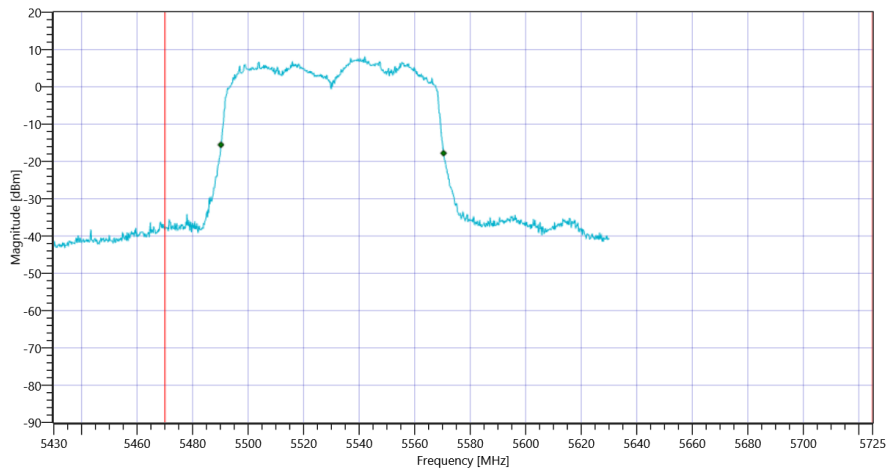
RESULT					
Test Description	Lower Limit	Upper Limit	Measured	Unit	Verdict
Bandwidth 20dB	---	---	80.2	MHz	INFO
T1 26dB	5470.000000	---	5490.2000	MHz	PASS since U-NII-3 is supported
T2 26dB	---	5725.000000	5570.4000	MHz	

Plot: Bandwidth only



FCC Part 15.407 & ISSED Bandwidths ~ WLAN5Gx ac-VHT80 mode U-NII-2C 26dB

Plot: Bandwidth within Band



FCC Part 15.407 & ISSED Bandwidths ~ WLAN5Gx ac-VHT80 mode U-NII-2C

General verdict

PASS

FCC Part 15.407 & ISED Bandwidths ~ WLAN5Gx ac-VHT80 mode U-NII-2C

Test References	
TC Start	30.03.2022 03:47:55
Ambit Temp [°C] Humidity [rel%]	25.4 25
System Version	3.0.5.9
Test Specification	FCC Part 15.407 & ISET RSS-GEN
Test Method	26dB Bandwidth KDB789033 D02, C.1 / ISED RSS-GEN
TC Version	0.0.1
My Description	FCC 15.407 Bandwidths - WLAN5Gx ac-VHT80 mode U-NII-2C
Add. Information	

EUT Common Settings WLAN5Gx	
Number of Antenna Ports	4
User Interaction	No
Device Class UNII_1	AP indoor

Test Parameter	
Technology to test	WLAN5Gx ac-VHT80 mode U-NII-2C
Antenna Port used	1
Temperature	nom
Voltage	nom
Frequency low to test	True Freq [MHz] 5530
Frequency mid to test	False Freq [MHz] 5610
Frequency high to test	False Freq [MHz] 5690
Auto Control enabled Power Supply Climatic Box	No No
Additional Path Loss [dB]	0.5
Switched Path	EUT - SignalingUnit - SpectrumAnalyzer

Test Equipment	
Signal analyzer,Rohde&Schwarz,FSV-40,1307.9002K40/101042,3.70	
Switch matrix,CTCadvanced,SPM-4 NI DAQ,28016133,NI	

Test at TX 5530 MHz

RESULT: Reference Power cond.

Test Description	Lower Limit	Upper Limit	Measured	Unit	Verdict
Ref. Power 1MHz/1MHz cond.	---	---	6.51	dBm	INFO
Ref. Frequency	---	---	5514.220	MHz	INFO

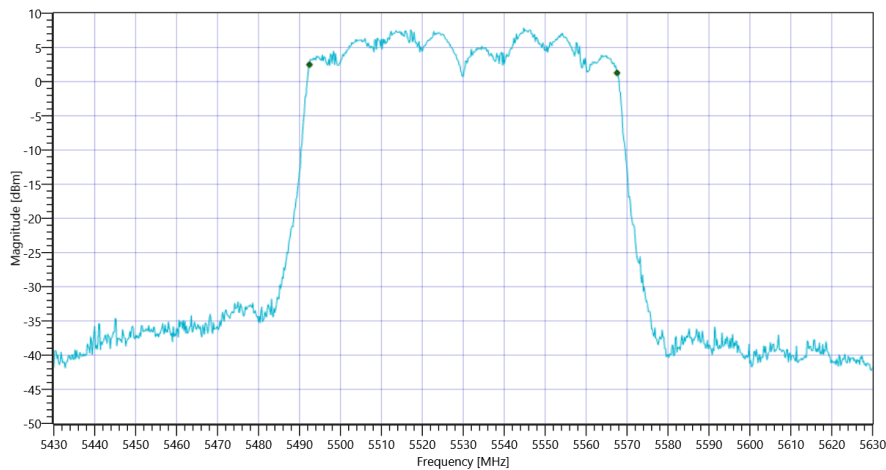
READ SA SETTINGS:

RefLevel [dBm] RefLevelOffset [dB] InpAtt [dB]	14.51 17.77 15
Start [MHz] Stop [MHz]	5430.000 5630.000
RBW [MHz] VBW [MHz]	1.000000 5.000000
Detector TraceMode	POS MAXH
Sweep: Time [ms] Count Points per Section Type	1 2500 1001 SWE

RESULT

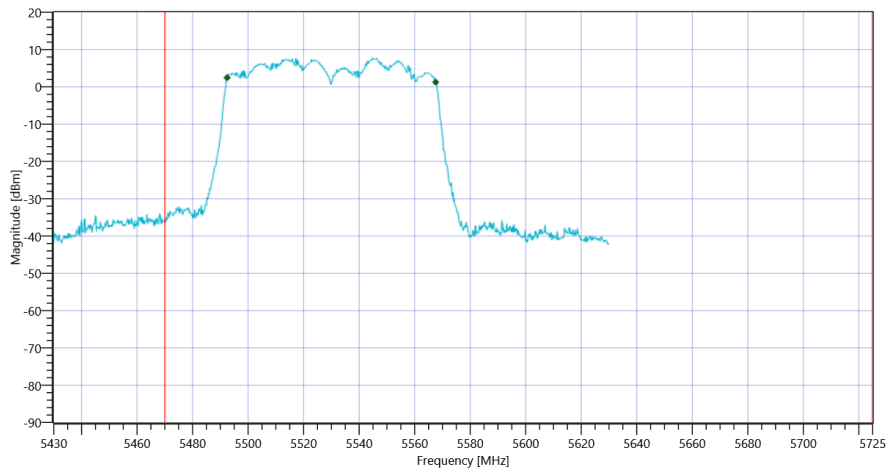
Test Description	Lower Limit	Upper Limit	Measured	Unit	Verdict
Bandwidth 99%	---	---	75.125	MHz	INFO
T1 99%	5470.000000	---	5492.4376	MHz	PASS since U-NII-3 is supported
T2 99%	---	5725.000000	5567.5624	MHz	

Plot: Bandwidth only



FCC Part 15.407 & ISSED Bandwidths ~ WLAN5Gx ac-VHT80 mode U-NII-2C 99PCT

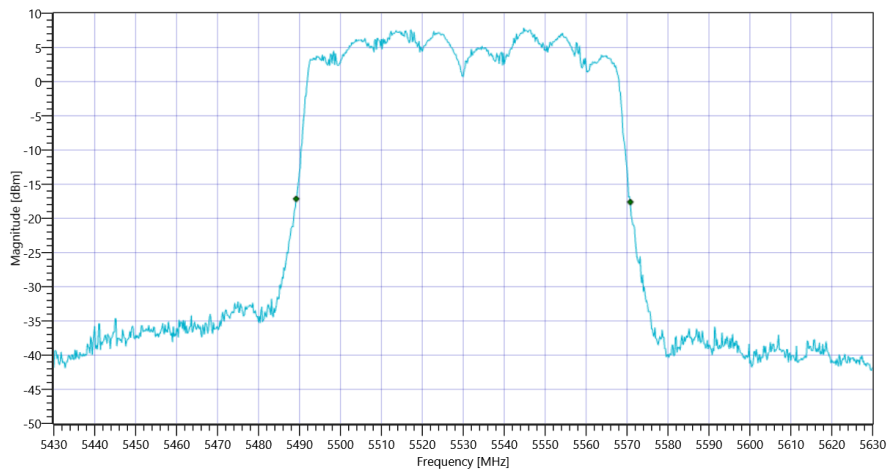
Plot: Bandwidth within Band



FCC Part 15.407 & ISSED Bandwidths ~ WLAN5Gx ac-VHT80 mode U-NII-2C

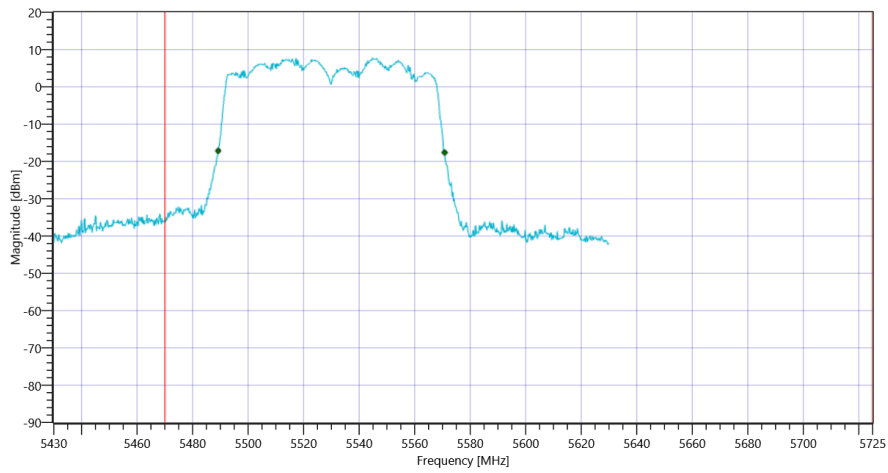
RESULT					
Test Description	Lower Limit	Upper Limit	Measured	Unit	Verdict
Bandwidth 20dB	---	---	81.6	MHz	INFO
T1 26dB	5470.000000	---	5489.2000	MHz	PASS since U-NII-3 is supported
T2 26dB	---	5725.000000	5570.8000	MHz	

Plot: Bandwidth only



FCC Part 15.407 & ISSED Bandwidths ~ WLAN5Gx ac-VHT80 mode U-NII-2C 26dB

Plot: Bandwidth within Band



FCC Part 15.407 & ISSED Bandwidths ~ WLAN5Gx ac-VHT80 mode U-NII-2C

General verdict

PASS

FCC Part 15.407 & ISED Bandwidths ~ WLAN5Gx ac-VHT80 mode U-NII-2A

Test References	
TC Start	30.03.2022 03:43:05
Ambit Temp [°C] Humidity [rel%]	25.4 25
System Version	3.0.5.9
Test Specification	FCC Part 15.407 & ISET RSS-GEN
Test Method	26dB Bandwidth KDB789033 D02, C.1 / ISED RSS-GEN
TC Version	0.0.1
My Description	FCC 15.407 Bandwidths - WLAN5Gx ac-VHT80 mode U-NII-2A
Add. Information	

EUT Common Settings WLAN5Gx	
Number of Antenna Ports	4
User Interaction	No
Device Class UNII_1	AP indoor

Test Parameter	
Technology to test	WLAN5Gx ac-VHT80 mode U-NII-2A
Antenna Port used	4
Temperature	nom
Voltage	nom
Frequency low to test	False Freq [MHz] 0
Frequency mid to test	True Freq [MHz] 5290
Frequency high to test	False Freq [MHz] 0
Auto Control enabled Power Supply Climatic Box	No No
Additional Path Loss [dB]	0.5
Switched Path	EUT - SignalingUnit - SpectrumAnalyzer

Test Equipment	
Signal analyzer,Rohde&Schwarz,FSV-40,1307.9002K40/101042,3.70	
Switch matrix,CTCadvanced,SPM-4 NI DAQ,28016133,NI	

Test at TX 5290 MHz

RESULT: Reference Power cond.

Test Description	Lower Limit	Upper Limit	Measured	Unit	Verdict
Ref. Power 1MHz/1MHz cond.	---	---	5.97	dBm	INFO
Ref. Frequency	---	---	5284.010	MHz	INFO

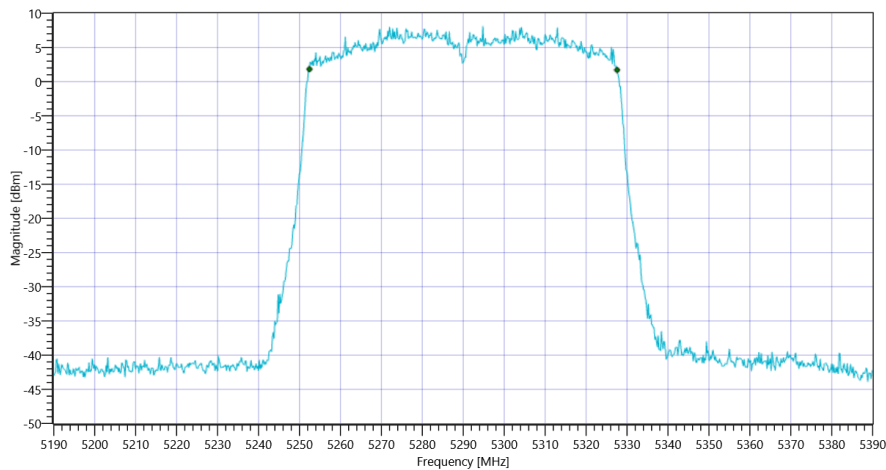
READ SA SETTINGS:

RefLevel [dBm] RefLevelOffset [dB] InpAtt [dB]	13.97 17.67 15
Start [MHz] Stop [MHz]	5190.000 5390.000
RBW [MHz] VBW [MHz]	1.000000 5.000000
Detector TraceMode	POS MAXH
Sweep: Time [ms] Count Points per Section Type	1 2500 1001 SWE

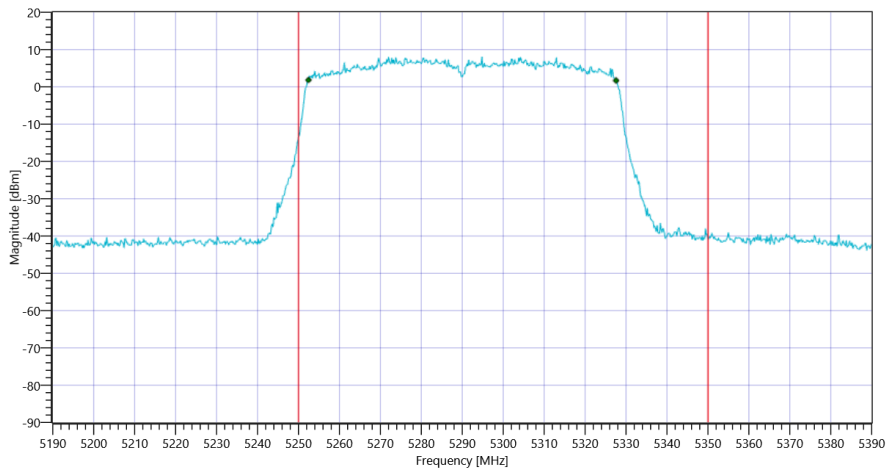
RESULT

Test Description	Lower Limit	Upper Limit	Measured	Unit	Verdict
Bandwidth 99%	---	---	75.125	MHz	INFO
T1 99%	5250.000000	---	5252.4376	MHz	PASS since U-NII-1 is supported
T2 99%	---	5350.000000	5327.5624	MHz	PASS

Plot: Bandwidth only



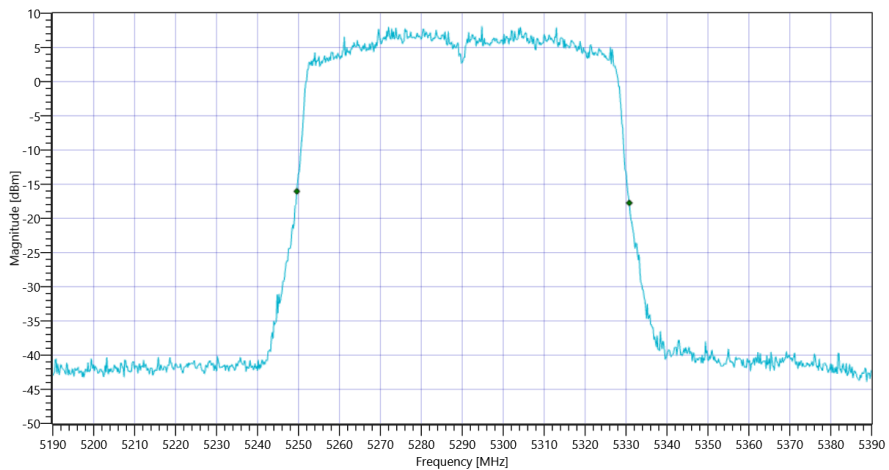
Plot: Bandwidth within Band



FCC Part 15.407 & ISED Bandwidths ~ WLAN5Gx ac-VHT80 mode U-NII-2A

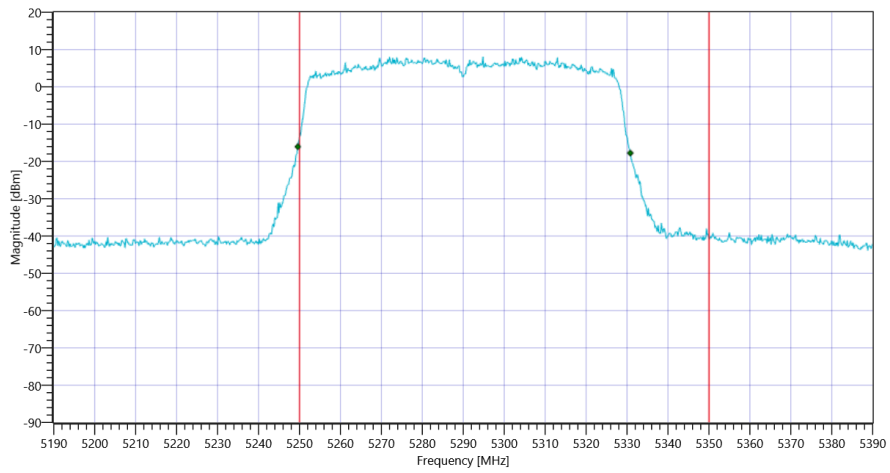
RESULT					
Test Description	Lower Limit	Upper Limit	Measured	Unit	Verdict
Bandwidth 20dB	---	---	81.2	MHz	INFO
T1 26dB	5250.000000	---	5249.6000	MHz	PASS since U-NII-1 is supported
T2 26dB	---	5350.000000	5330.8000	MHz	PASS

Plot: Bandwidth only



FCC Part 15.407 & ISED Bandwidths ~ WLAN5Gx ac-VHT80 mode U-NII-2A 26dB

Plot: Bandwidth within Band



FCC Part 15.407 & ISSED Bandwidths ~ WLAN5Gx ac-VHT80 mode U-NII-2A

General verdict

PASS

FCC Part 15.407 & ISED Bandwidths ~ WLAN5Gx ac-VHT80 mode U-NII-2A

Test References	
TC Start	30.03.2022 03:38:29
Ambit Temp [°C] Humidity [rel%]	25.3 25
System Version	3.0.5.9
Test Specification	FCC Part 15.407 & ISET RSS-GEN
Test Method	26dB Bandwidth KDB789033 D02, C.1 / ISED RSS-GEN
TC Version	0.0.1
My Description	FCC 15.407 Bandwidths - WLAN5Gx ac-VHT80 mode U-NII-2A
Add. Information	

EUT Common Settings WLAN5Gx	
Number of Antenna Ports	4
User Interaction	No
Device Class UNII_1	AP indoor

Test Parameter	
Technology to test	WLAN5Gx ac-VHT80 mode U-NII-2A
Antenna Port used	3
Temperature	nom
Voltage	nom
Frequency low to test	False Freq [MHz] 0
Frequency mid to test	True Freq [MHz] 5290
Frequency high to test	False Freq [MHz] 0
Auto Control enabled Power Supply Climatic Box	No No
Additional Path Loss [dB]	0.5
Switched Path	EUT - SignalingUnit - SpectrumAnalyzer

Test Equipment	
Signal analyzer,Rohde&Schwarz,FSV-40,1307.9002K40/101042,3.70	
Switch matrix,CTCadvanced,SPM-4 NI DAQ,28016133,NI	

Test at TX 5290 MHz

RESULT: Reference Power cond.

Test Description	Lower Limit	Upper Limit	Measured	Unit	Verdict
Ref. Power 1MHz/1MHz cond.	---	---	7.68	dBm	INFO
Ref. Frequency	---	---	5288.000	MHz	INFO

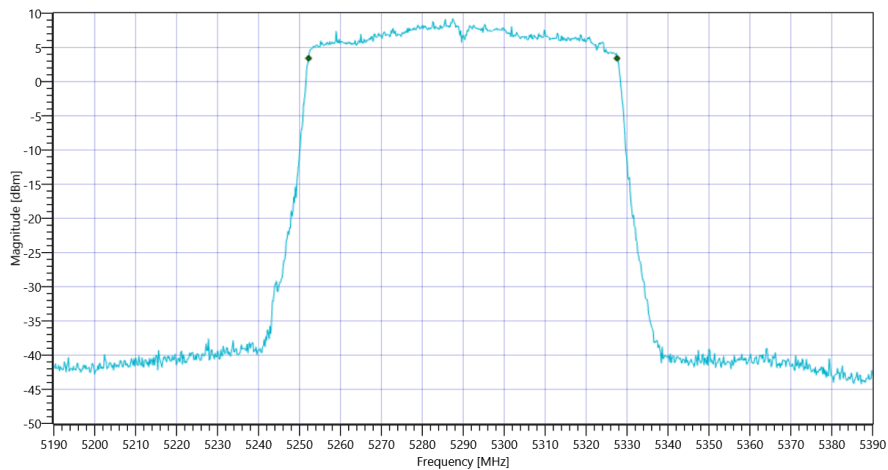
READ SA SETTINGS:

RefLevel [dBm] RefLevelOffset [dB] InpAtt [dB]	15.68 17.67 15
Start [MHz] Stop [MHz]	5190.000 5390.000
RBW [MHz] VBW [MHz]	1.000000 5.000000
Detector TraceMode	POS MAXH
Sweep: Time [ms] Count Points per Section Type	1 2500 1001 SWE

RESULT

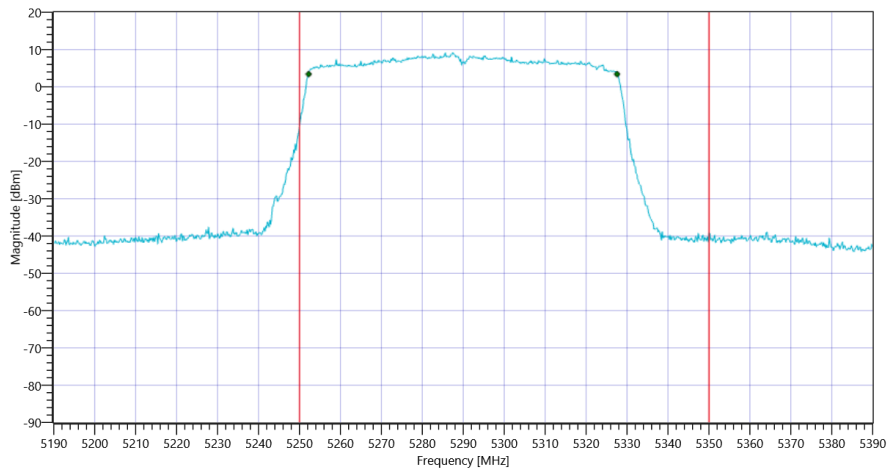
Test Description	Lower Limit	Upper Limit	Measured	Unit	Verdict
Bandwidth 99%	---	---	75.325	MHz	INFO
T1 99%	5250.000000	---	5252.2378	MHz	PASS since U-NII-1 is supported
T2 99%	---	5350.000000	5327.5624	MHz	PASS

Plot: Bandwidth only



FCC Part 15.407 & ISSED Bandwidths ~ WLAN5Gx ac-VHT80 mode U-NII-2A 99PCT

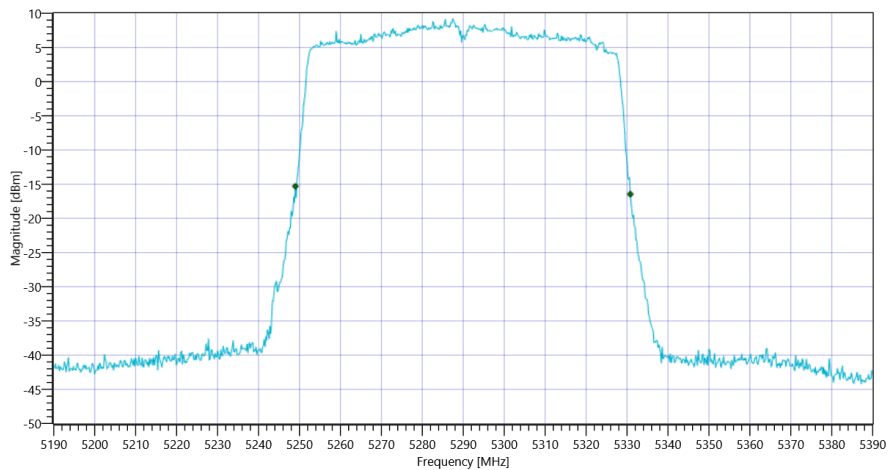
Plot: Bandwidth within Band



FCC Part 15.407 & ISED Bandwidths ~ WLAN5Gx ac-VHT80 mode U-NII-2A

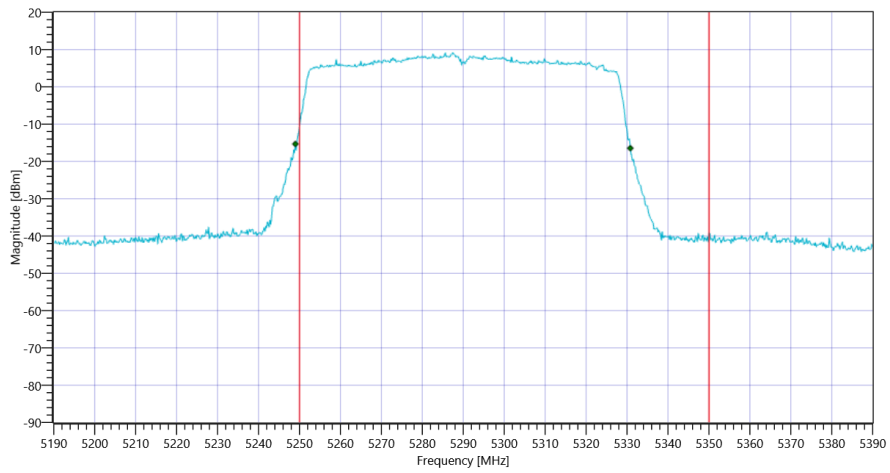
RESULT					
Test Description	Lower Limit	Upper Limit	Measured	Unit	Verdict
Bandwidth 20dB	---	---	81.8	MHz	INFO
T1 26dB	5250.000000	---	5249.0000	MHz	PASS since U-NII-1 is supported
T2 26dB	---	5350.000000	5330.8000	MHz	PASS

Plot: Bandwidth only



FCC Part 15.407 & ISED Bandwidths ~ WLAN5Gx ac-VHT80 mode U-NII-2A 26dB

Plot: Bandwidth within Band



FCC Part 15.407 & ISED Bandwidths ~ WLAN5Gx ac-VHT80 mode U-NII-2A

General verdict

PASS

FCC Part 15.407 & ISED Bandwidths ~ WLAN5Gx ac-VHT80 mode U-NII-2A

Test References	
TC Start	30.03.2022 03:33:53
Ambit Temp [°C] Humidity [rel%]	25.3 25
System Version	3.0.5.9
Test Specification	FCC Part 15.407 & ISET RSS-GEN
Test Method	26dB Bandwidth KDB789033 D02, C.1 / ISED RSS-GEN
TC Version	0.0.1
My Description	FCC 15.407 Bandwidths - WLAN5Gx ac-VHT80 mode U-NII-2A
Add. Information	

EUT Common Settings WLAN5Gx	
Number of Antenna Ports	4
User Interaction	No
Device Class UNII_1	AP indoor

Test Parameter	
Technology to test	WLAN5Gx ac-VHT80 mode U-NII-2A
Antenna Port used	2
Temperature	nom
Voltage	nom
Frequency low to test	False Freq [MHz] 0
Frequency mid to test	True Freq [MHz] 5290
Frequency high to test	False Freq [MHz] 0
Auto Control enabled Power Supply Climatic Box	No No
Additional Path Loss [dB]	0.5
Switched Path	EUT - SignalingUnit - SpectrumAnalyzer

Test Equipment	
Signal analyzer,Rohde&Schwarz,FSV-40,1307.9002K40/101042,3.70	
Switch matrix,CTCadvanced,SPM-4 NI DAQ,28016133,NI	

Test at TX 5290 MHz

RESULT: Reference Power cond.

Test Description	Lower Limit	Upper Limit	Measured	Unit	Verdict
Ref. Power 1MHz/1MHz cond.	---	---	7.17	dBm	INFO
Ref. Frequency	---	---	5300.990	MHz	INFO

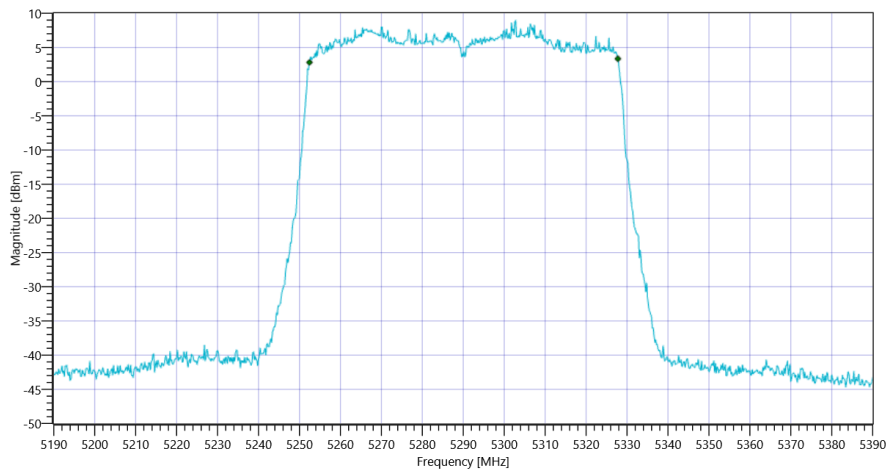
READ SA SETTINGS:

RefLevel [dBm] RefLevelOffset [dB] InpAtt [dB]	15.17 17.67 15
Start [MHz] Stop [MHz]	5190.000 5390.000
RBW [MHz] VBW [MHz]	1.000000 5.000000
Detector TraceMode	POS MAXH
Sweep: Time [ms] Count Points per Section Type	1 2500 1001 SWE

RESULT

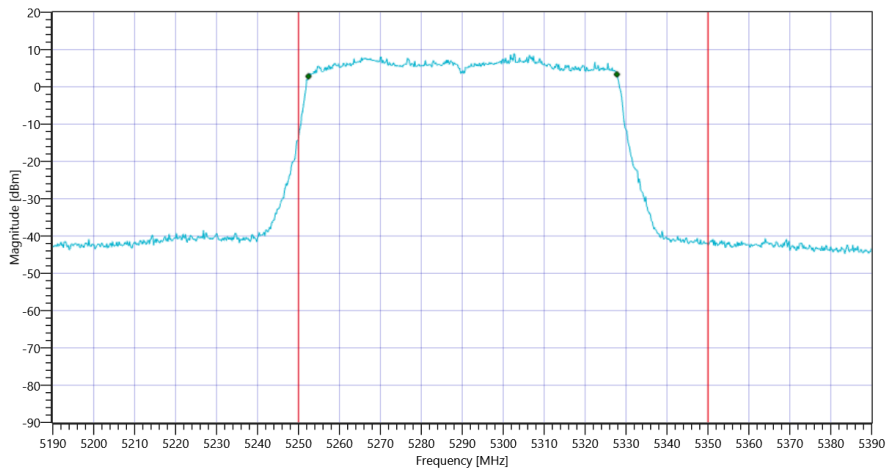
Test Description	Lower Limit	Upper Limit	Measured	Unit	Verdict
Bandwidth 99%	---	---	75.325	MHz	INFO
T1 99%	5250.000000	---	5252.4376	MHz	PASS since U-NII-1 is supported
T2 99%	---	5350.000000	5327.7622	MHz	PASS

Plot: Bandwidth only



FCC Part 15.407 & ISSED Bandwidths ~ WLAN5Gx ac-VHT80 mode U-NII-2A 99PCT

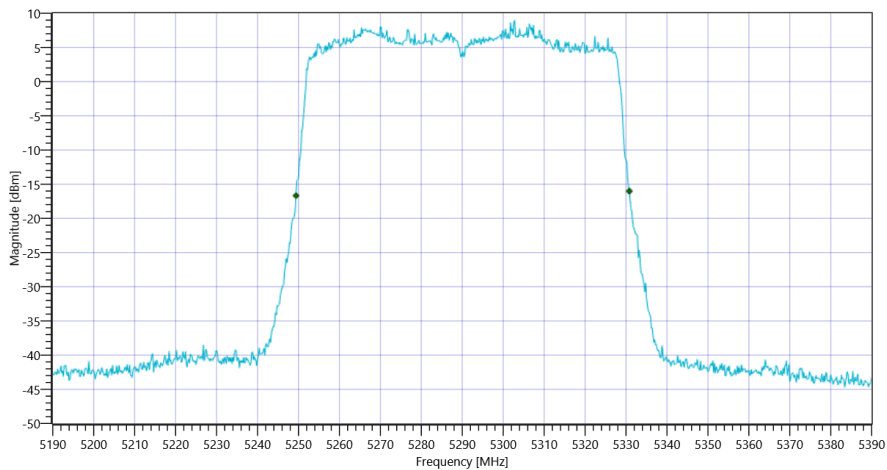
Plot: Bandwidth within Band



FCC Part 15.407 & ISSED Bandwidths ~ WLAN5Gx ac-VHT80 mode U-NII-2A

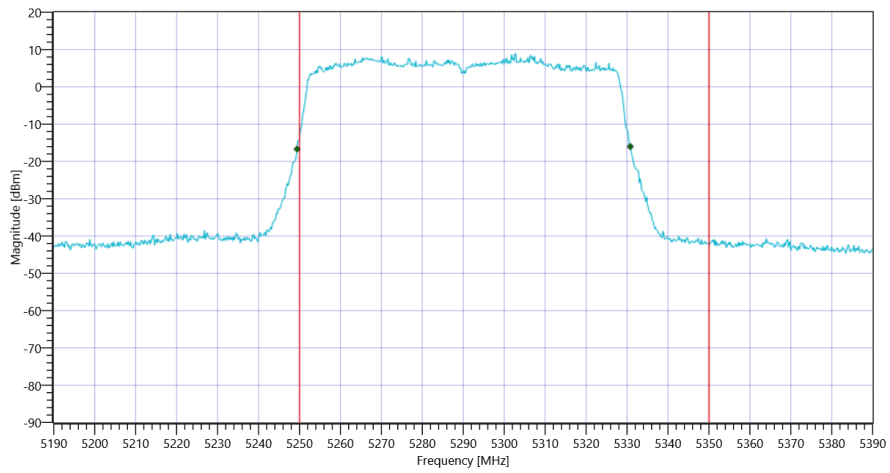
RESULT					
Test Description	Lower Limit	Upper Limit	Measured	Unit	Verdict
Bandwidth 20dB	---	---	81.4	MHz	INFO
T1 26dB	5250.000000	---	5249.4000	MHz	PASS since U-NII-1 is supported
T2 26dB	---	5350.000000	5330.8000	MHz	PASS

Plot: Bandwidth only



FCC Part 15.407 & ISSED Bandwidths ~ WLAN5Gx ac-VHT80 mode U-NII-2A 26dB

Plot: Bandwidth within Band



FCC Part 15.407 & ISSED Bandwidths ~ WLAN5Gx ac-VHT80 mode U-NII-2A

General verdict

PASS

FCC Part 15.407 & ISED Bandwidths ~ WLAN5Gx ac-VHT80 mode U-NII-2A

Test References	
TC Start	30.03.2022 03:29:18
Ambit Temp [°C] Humidity [rel%]	25.4 25
System Version	3.0.5.9
Test Specification	FCC Part 15.407 & ISET RSS-GEN
Test Method	26dB Bandwidth KDB789033 D02, C.1 / ISED RSS-GEN
TC Version	0.0.1
My Description	FCC 15.407 Bandwidths - WLAN5Gx ac-VHT80 mode U-NII-2A
Add. Information	

EUT Common Settings WLAN5Gx	
Number of Antenna Ports	4
User Interaction	No
Device Class UNII_1	AP indoor

Test Parameter	
Technology to test	WLAN5Gx ac-VHT80 mode U-NII-2A
Antenna Port used	1
Temperature	nom
Voltage	nom
Frequency low to test	False Freq [MHz] 0
Frequency mid to test	True Freq [MHz] 5290
Frequency high to test	False Freq [MHz] 0
Auto Control enabled Power Supply Climatic Box	No No
Additional Path Loss [dB]	0.5
Switched Path	EUT - SignalingUnit - SpectrumAnalyzer

Test Equipment	
Signal analyzer,Rohde&Schwarz,FSV-40,1307.9002K40/101042,3.70	
Switch matrix,CTCadvanced,SPM-4 NI DAQ,28016133,NI	

Test at TX 5290 MHz

RESULT: Reference Power cond.

Test Description	Lower Limit	Upper Limit	Measured	Unit	Verdict
Ref. Power 1MHz/1MHz cond.	---	---	5.23	dBm	INFO
Ref. Frequency	---	---	5303.190	MHz	INFO

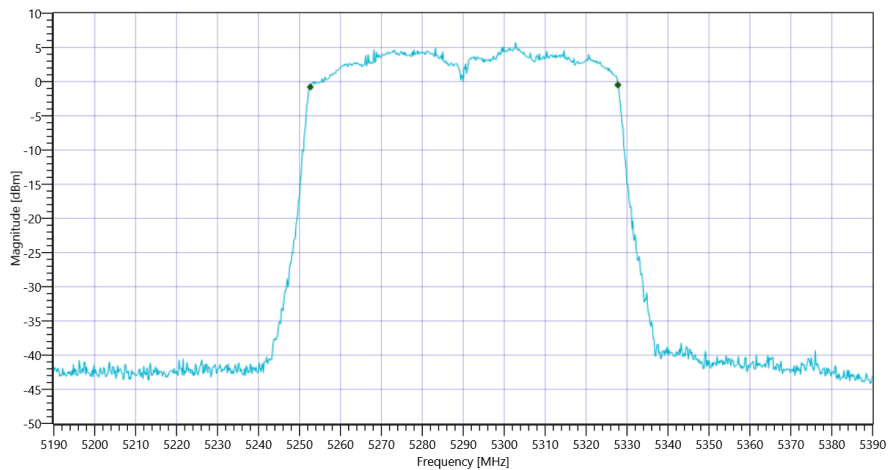
READ SA SETTINGS:

RefLevel [dBm] RefLevelOffset [dB] InpAtt [dB]	13.23 17.67 15
Start [MHz] Stop [MHz]	5190.000 5390.000
RBW [MHz] VBW [MHz]	1.000000 5.000000
Detector TraceMode	POS MAXH
Sweep: Time [ms] Count Points per Section Type	1 2500 1001 SWE

RESULT

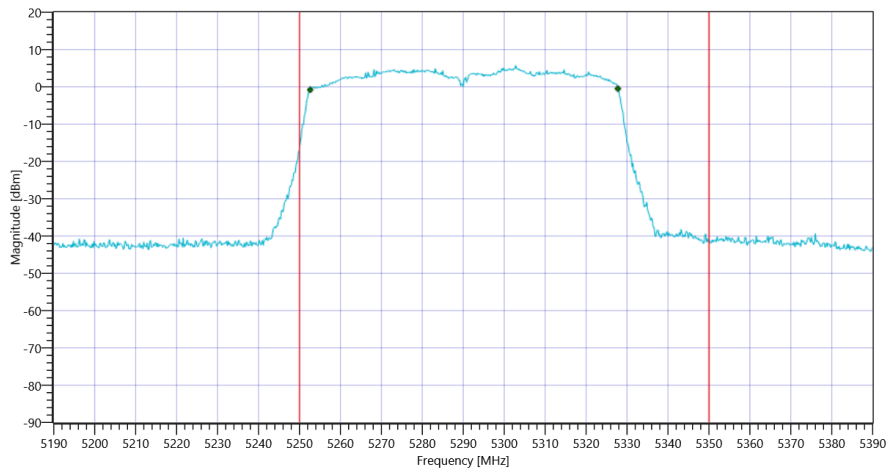
Test Description	Lower Limit	Upper Limit	Measured	Unit	Verdict
Bandwidth 99%	---	---	75.125	MHz	INFO
T1 99%	5250.000000	---	5252.6374	MHz	PASS since U-NII-1 is supported
T2 99%	---	5350.000000	5327.7622	MHz	PASS

Plot: Bandwidth only



FCC Part 15.407 & ISSED Bandwidths ~ WLAN5Gx ac-VHT80 mode U-NII-2A 99PCT

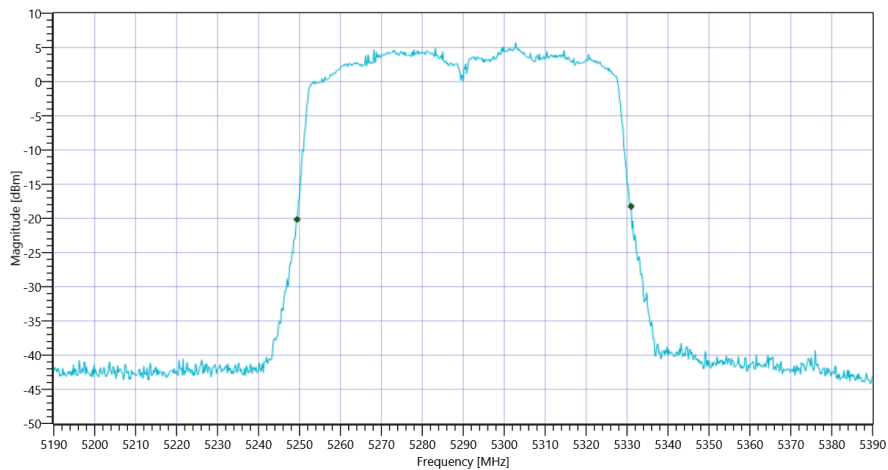
Plot: Bandwidth within Band



FCC Part 15.407 & ISSED Bandwidths ~ WLAN5Gx ac-VHT80 mode U-NII-2A

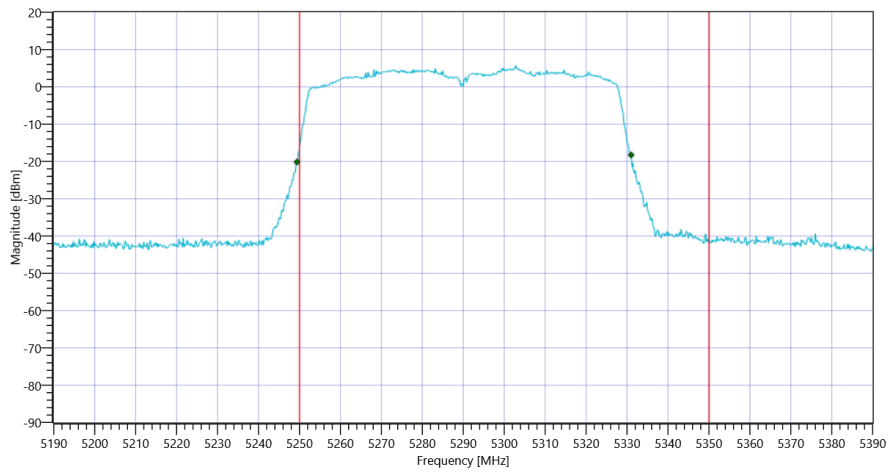
RESULT					
Test Description	Lower Limit	Upper Limit	Measured	Unit	Verdict
Bandwidth 20dB	---	---	81.6	MHz	INFO
T1 26dB	5250.000000	---	5249.4000	MHz	PASS since U-NII-1 is supported
T2 26dB	---	5350.000000	5331.0000	MHz	PASS

Plot: Bandwidth only



FCC Part 15.407 & ISSED Bandwidths ~ WLAN5Gx ac-VHT80 mode U-NII-2A 26dB

Plot: Bandwidth within Band



FCC Part 15.407 & ISED Bandwidths ~ WLAN5Gx ac-VHT80 mode U-NII-2A

General verdict

PASS

FCC Part 15.407 & ISED Bandwidths ~ WLAN5Gx ac-VHT80 mode U-NII-1

Test References	
TC Start	30.03.2022 03:24:21
Ambit Temp [°C] Humidity [rel%]	25.3 25
System Version	3.0.5.9
Test Specification	FCC Part 15.407 & ISET RSS-GEN
Test Method	26dB Bandwidth KDB789033 D02, C.1 / ISED RSS-GEN
TC Version	0.0.1
My Description	FCC 15.407 Bandwidths - WLAN5Gx ac-VHT80 mode U-NII-1
Add. Information	

EUT Common Settings WLAN5Gx	
Number of Antenna Ports	4
User Interaction	No
Device Class UNII_1	AP indoor

Test Parameter	
Technology to test	WLAN5Gx ac-VHT80 mode U-NII-1
Antenna Port used	4
Temperature	nom
Voltage	nom
Frequency low to test	False Freq [MHz] 0
Frequency mid to test	True Freq [MHz] 5210
Frequency high to test	False Freq [MHz] 0
Auto Control enabled Power Supply Climatic Box	No No
Additional Path Loss [dB]	0.5
Switched Path	EUT - SignalingUnit - SpectrumAnalyzer

Test Equipment	
Signal analyzer,Rohde&Schwarz,FSV-40,1307.9002K40/101042,3.70	
Switch matrix,CTCadvanced,SPM-4 NI DAQ,28016133,NI	

Test at TX 5210 MHz

RESULT: Reference Power cond.

Test Description	Lower Limit	Upper Limit	Measured	Unit	Verdict
Ref. Power 1MHz/1MHz cond.	---	---	10.92	dBm	INFO
Ref. Frequency	---	---	5225.380	MHz	INFO

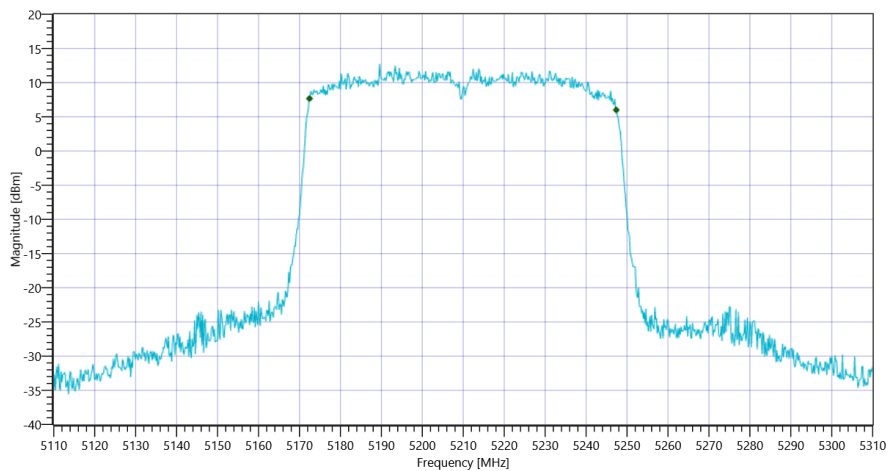
READ SA SETTINGS:

RefLevel [dBm] RefLevelOffset [dB] InpAtt [dB]	18.92 17.09 20
Start [MHz] Stop [MHz]	5110.000 5310.000
RBW [MHz] VBW [MHz]	1.000000 5.000000
Detector TraceMode	POS MAXH
Sweep: Time [ms] Count Points per Section Type	1 2500 1001 SWE

RESULT

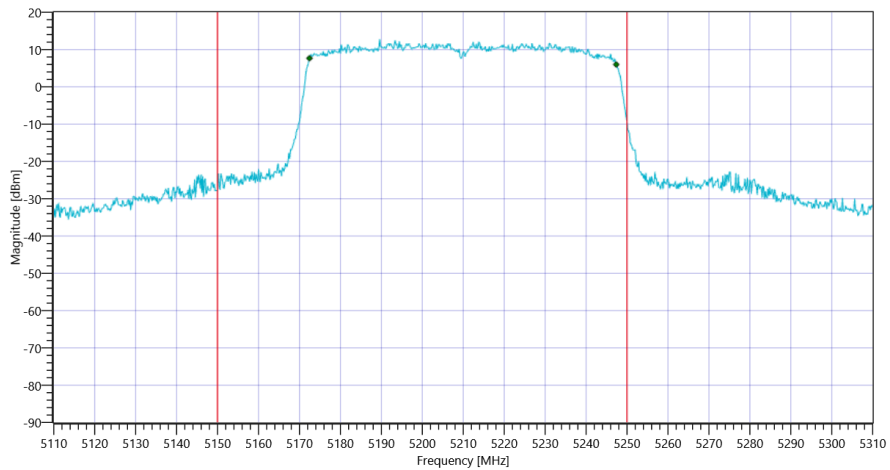
Test Description	Lower Limit	Upper Limit	Measured	Unit	Verdict
Bandwidth 99%	---	---	74.925	MHz	INFO
T1 99%	5150.000000	---	5172.4376	MHz	PASS
T2 99%	---	5250.000000	5247.3626	MHz	PASS

Plot: Bandwidth only



FCC Part 15.407 & ISSED Bandwidths ~ WLAN5Gx ac-VHT80 mode U-NII-1 99PCT

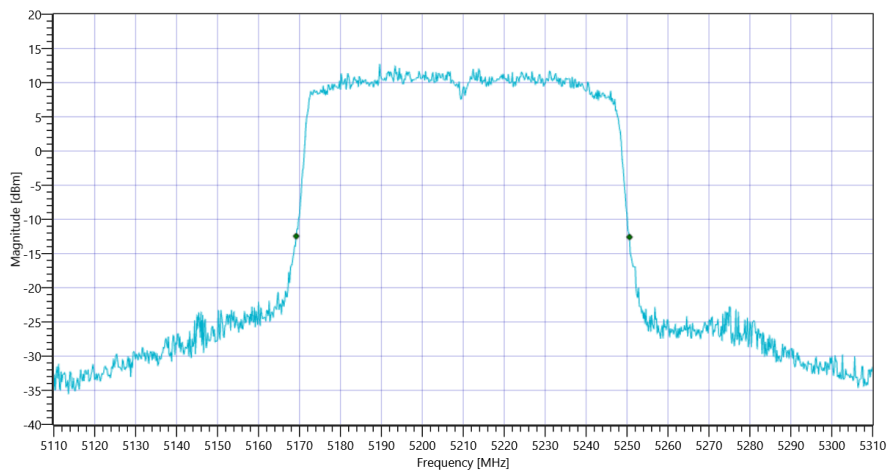
Plot: Bandwidth within Band



FCC Part 15.407 & ISED Bandwidths ~ WLAN5Gx ac-VHT80 mode U-NII-1

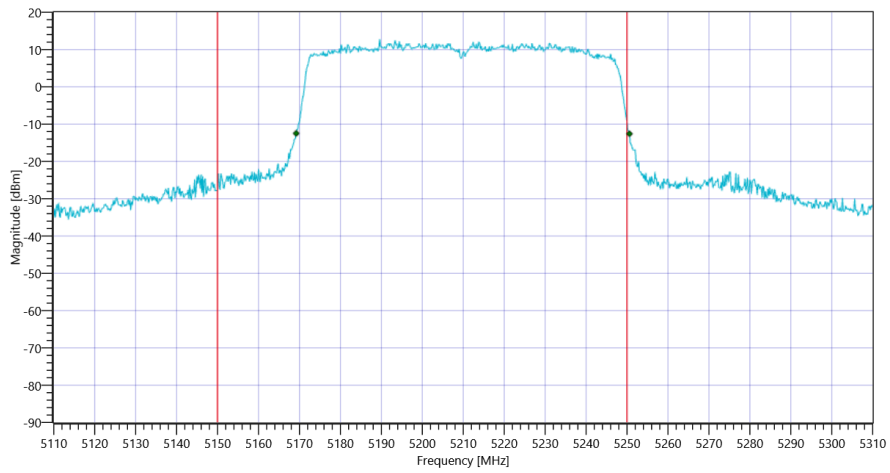
RESULT					
Test Description	Lower Limit	Upper Limit	Measured	Unit	Verdict
Bandwidth 20dB	---	---	81.4	MHz	INFO
T1 26dB	5150.000000	---	5169.2000	MHz	PASS
T2 26dB	---	5250.000000	5250.6000	MHz	DFS required

Plot: Bandwidth only



FCC Part 15.407 & ISED Bandwidths ~ WLAN5Gx ac-VHT80 mode U-NII-1 26dB

Plot: Bandwidth within Band



FCC Part 15.407 & ISM Bandwidths ~ WLAN5Gx ac-VHT80 mode U-NII-1

General verdict

PASS

FCC Part 15.407 & ISED Bandwidths ~ WLAN5Gx ac-VHT80 mode U-NII-1

Test References	
TC Start	30.03.2022 03:19:44
Ambit Temp [°C] Humidity [rel%]	25.4 25
System Version	3.0.5.9
Test Specification	FCC Part 15.407 & ISET RSS-GEN
Test Method	26dB Bandwidth KDB789033 D02, C.1 / ISED RSS-GEN
TC Version	0.0.1
My Description	FCC 15.407 Bandwidths - WLAN5Gx ac-VHT80 mode U-NII-1
Add. Information	

EUT Common Settings WLAN5Gx	
Number of Antenna Ports	4
User Interaction	No
Device Class UNII_1	AP indoor

Test Parameter	
Technology to test	WLAN5Gx ac-VHT80 mode U-NII-1
Antenna Port used	3
Temperature	nom
Voltage	nom
Frequency low to test	False Freq [MHz] 0
Frequency mid to test	True Freq [MHz] 5210
Frequency high to test	False Freq [MHz] 0
Auto Control enabled Power Supply Climatic Box	No No
Additional Path Loss [dB]	0.5
Switched Path	EUT - SignalingUnit - SpectrumAnalyzer

Test Equipment	
Signal analyzer,Rohde&Schwarz,FSV-40,1307.9002K40/101042,3.70	
Switch matrix,CTCadvanced,SPM-4 NI DAQ,28016133,NI	

Test at TX 5210 MHz

RESULT: Reference Power cond.

Test Description	Lower Limit	Upper Limit	Measured	Unit	Verdict
Ref. Power 1MHz/1MHz cond.	---	---	9.04	dBm	INFO
Ref. Frequency	---	---	5200.210	MHz	INFO

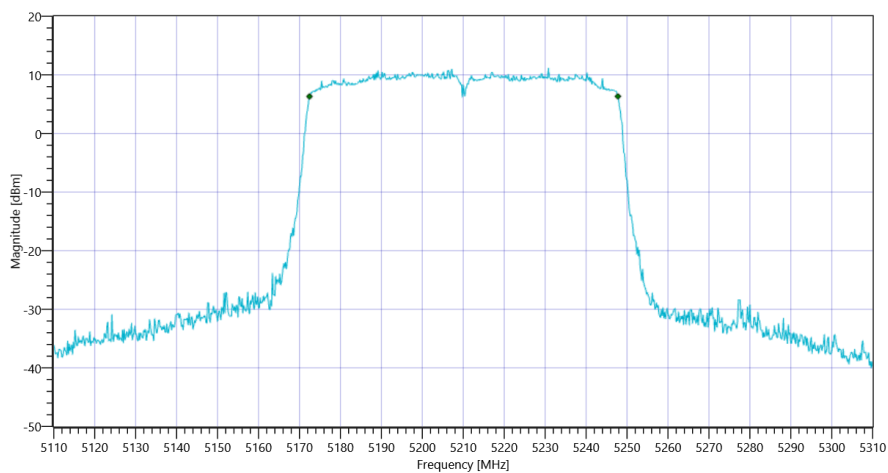
READ SA SETTINGS:

RefLevel [dBm] RefLevelOffset [dB] InpAtt [dB]	17.04 17.09 15
Start [MHz] Stop [MHz]	5110.000 5310.000
RBW [MHz] VBW [MHz]	1.000000 5.000000
Detector TraceMode	POS MAXH
Sweep: Time [ms] Count Points per Section Type	1 2500 1001 SWE

RESULT

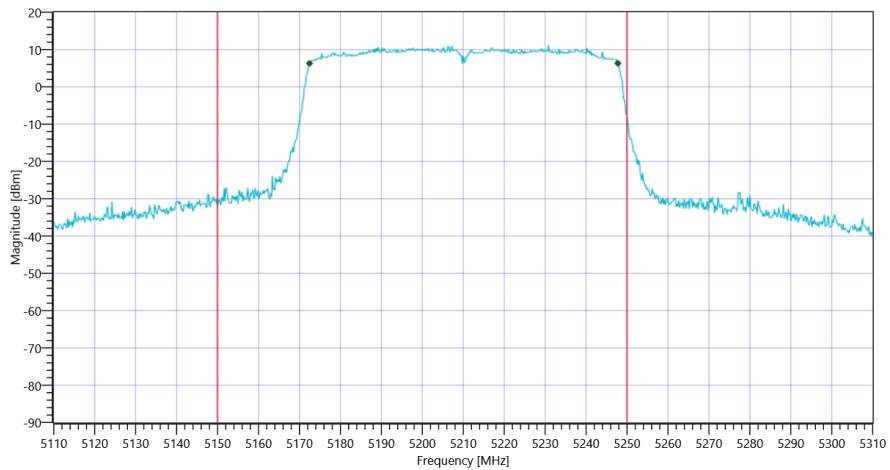
Test Description	Lower Limit	Upper Limit	Measured	Unit	Verdict
Bandwidth 99%	---	---	75.325	MHz	INFO
T1 99%	5150.000000	---	5172.4376	MHz	PASS
T2 99%	---	5250.000000	5247.7622	MHz	PASS

Plot: Bandwidth only



FCC Part 15.407 & ISSED Bandwidths ~ WLAN5Gx ac-VHT80 mode U-NII-1 99PCT

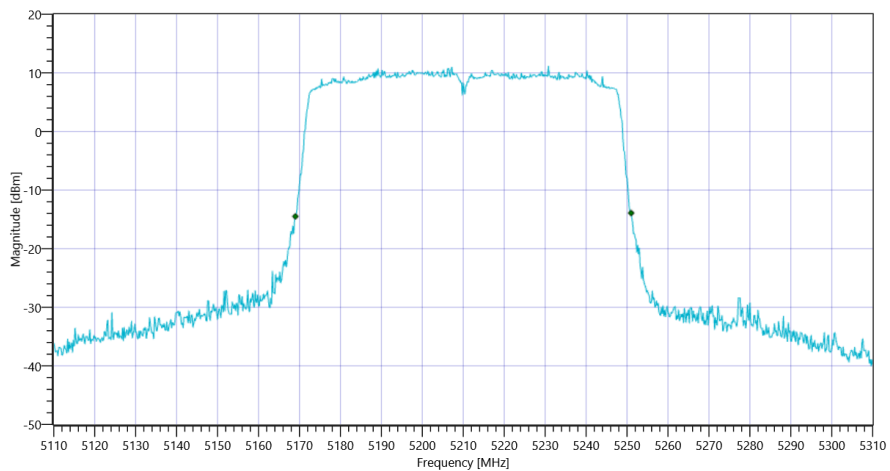
Plot: Bandwidth within Band



FCC Part 15.407 & ISSED Bandwidths ~ WLAN5Gx ac-VHT80 mode U-NII-1

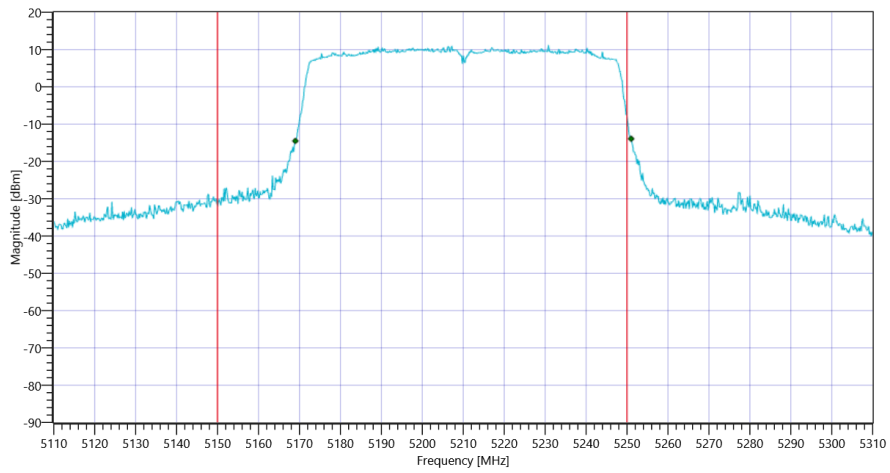
RESULT					
Test Description	Lower Limit	Upper Limit	Measured	Unit	Verdict
Bandwidth 20dB	---	---	82	MHz	INFO
T1 26dB	5150.000000	---	5169.0000	MHz	PASS
T2 26dB	---	5250.000000	5251.0000	MHz	DFS required

Plot: Bandwidth only



FCC Part 15.407 & ISSED Bandwidths ~ WLAN5Gx ac-VHT80 mode U-NII-1 26dB

Plot: Bandwidth within Band



FCC Part 15.407 & ISM Bandwidths ~ WLAN5Gx ac-VHT80 mode U-NII-1

General verdict

PASS

FCC Part 15.407 & ISED Bandwidths ~ WLAN5Gx ac-VHT80 mode U-NII-1

Test References	
TC Start	30.03.2022 03:15:06
Ambit Temp [°C] Humidity [rel%]	25.4 25
System Version	3.0.5.9
Test Specification	FCC Part 15.407 & ISET RSS-GEN
Test Method	26dB Bandwidth KDB789033 D02, C.1 / ISED RSS-GEN
TC Version	0.0.1
My Description	FCC 15.407 Bandwidths - WLAN5Gx ac-VHT80 mode U-NII-1
Add. Information	

EUT Common Settings WLAN5Gx	
Number of Antenna Ports	4
User Interaction	No
Device Class UNII_1	AP indoor

Test Parameter	
Technology to test	WLAN5Gx ac-VHT80 mode U-NII-1
Antenna Port used	2
Temperature	nom
Voltage	nom
Frequency low to test	False Freq [MHz] 0
Frequency mid to test	True Freq [MHz] 5210
Frequency high to test	False Freq [MHz] 0
Auto Control enabled Power Supply Climatic Box	No No
Additional Path Loss [dB]	0.5
Switched Path	EUT - SignalingUnit - SpectrumAnalyzer

Test Equipment	
Signal analyzer,Rohde&Schwarz,FSV-40,1307.9002K40/101042,3.70	
Switch matrix,CTCadvanced,SPM-4 NI DAQ,28016133,NI	

Test at TX 5210 MHz

RESULT: Reference Power cond.

Test Description	Lower Limit	Upper Limit	Measured	Unit	Verdict
Ref. Power 1MHz/1MHz cond.	---	---	7.90	dBm	INFO
Ref. Frequency	---	---	5208.200	MHz	INFO

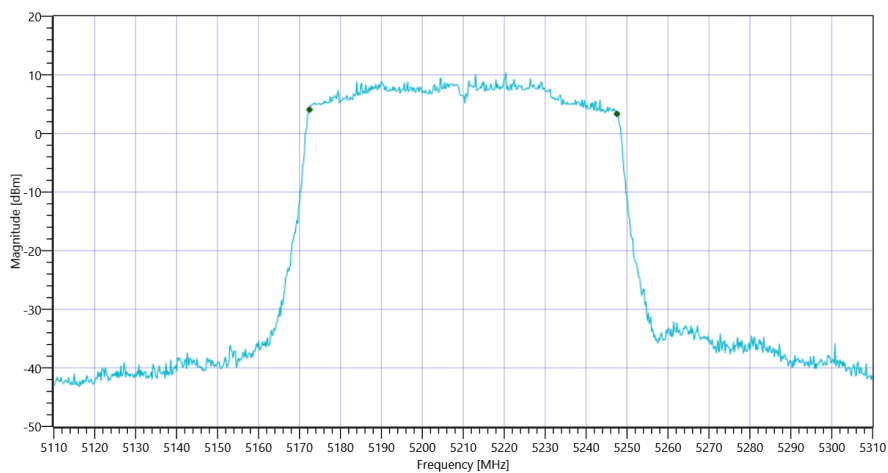
READ SA SETTINGS:

RefLevel [dBm] RefLevelOffset [dB] InpAtt [dB]	15.90 17.09 15
Start [MHz] Stop [MHz]	5110.000 5310.000
RBW [MHz] VBW [MHz]	1.000000 5.000000
Detector TraceMode	POS MAXH
Sweep: Time [ms] Count Points per Section Type	1 2500 1001 SWE

RESULT

Test Description	Lower Limit	Upper Limit	Measured	Unit	Verdict
Bandwidth 99%	---	---	75.125	MHz	INFO
T1 99%	5150.000000	---	5172.4376	MHz	PASS
T2 99%	---	5250.000000	5247.5624	MHz	PASS

Plot: Bandwidth only



FCC Part 15.407 & ISSED Bandwidths ~ WLAN5Gx ac-VHT80 mode U-NII-1 99PCT

Plot: Bandwidth within Band