

Measurement Results

No.1-3977/22-01-05_Annex_MR_A5

Test logging

This document is electronically signed and valid without handwritten signature.
For verification of the electronic signatures, the public keys can be requested at the testing laboratory.

Test/s performed:

Michael Dorongovski
Lab Manager
Radio Communications

Table of Content

EUT Information	4
FCC Part 15.407 & ISED Bandwidths ~ WLAN5Gx ac-VHT40 mode U-NII-3	5
FCC Part 15.407 & ISED Bandwidths ~ WLAN5Gx ac-VHT40 mode U-NII-3	9
FCC Part 15.407 & ISED Bandwidths ~ WLAN5Gx ac-VHT40 mode U-NII-3	13
FCC Part 15.407 & ISED Bandwidths ~ WLAN5Gx ac-VHT40 mode U-NII-3	17
FCC Part 15.407 & ISED Bandwidths ~ WLAN5Gx ac-VHT40 mode U-NII-3	21
FCC Part 15.407 & ISED Bandwidths ~ WLAN5Gx ac-VHT40 mode U-NII-3	25
FCC Part 15.407 & ISED Bandwidths ~ WLAN5Gx ac-VHT40 mode U-NII-3	29
FCC Part 15.407 & ISED Bandwidths ~ WLAN5Gx ac-VHT40 mode U-NII-3	33
FCC Part 15.407 & ISED Bandwidths ~ WLAN5Gx ac-VHT40 mode U-NII-2C	37
FCC Part 15.407 & ISED Bandwidths ~ WLAN5Gx ac-VHT40 mode U-NII-2C	41
FCC Part 15.407 & ISED Bandwidths ~ WLAN5Gx ac-VHT40 mode U-NII-2C	45
FCC Part 15.407 & ISED Bandwidths ~ WLAN5Gx ac-VHT40 mode U-NII-2C	49
FCC Part 15.407 & ISED Bandwidths ~ WLAN5Gx ac-VHT40 mode U-NII-2C	53
FCC Part 15.407 & ISED Bandwidths ~ WLAN5Gx ac-VHT40 mode U-NII-2C	57
FCC Part 15.407 & ISED Bandwidths ~ WLAN5Gx ac-VHT40 mode U-NII-2C	61
FCC Part 15.407 & ISED Bandwidths ~ WLAN5Gx ac-VHT40 mode U-NII-2C	65
FCC Part 15.407 & ISED Bandwidths ~ WLAN5Gx ac-VHT40 mode U-NII-2C	69
FCC Part 15.407 & ISED Bandwidths ~ WLAN5Gx ac-VHT40 mode U-NII-2C	73
FCC Part 15.407 & ISED Bandwidths ~ WLAN5Gx ac-VHT40 mode U-NII-2C	77
FCC Part 15.407 & ISED Bandwidths ~ WLAN5Gx ac-VHT40 mode U-NII-2C	81
FCC Part 15.407 & ISED Bandwidths ~ WLAN5Gx ac-VHT40 mode U-NII-1	85
FCC Part 15.407 & ISED Bandwidths ~ WLAN5Gx ac-VHT40 mode U-NII-1	89
FCC Part 15.407 & ISED Bandwidths ~ WLAN5Gx ac-VHT40 mode U-NII-1	93
FCC Part 15.407 & ISED Bandwidths ~ WLAN5Gx ac-VHT40 mode U-NII-1	97
FCC Part 15.407 & ISED Bandwidths ~ WLAN5Gx ac-VHT40 mode U-NII-1	101
FCC Part 15.407 & ISED Bandwidths ~ WLAN5Gx ac-VHT40 mode U-NII-1	105
FCC Part 15.407 & ISED Bandwidths ~ WLAN5Gx ac-VHT40 mode U-NII-1	109
FCC Part 15.407 & ISED Bandwidths ~ WLAN5Gx ac-VHT40 mode U-NII-1	113
FCC Part 15.407 & ISED Bandwidths ~ WLAN5Gx ac-VHT40 mode U-NII-2A	117
FCC Part 15.407 & ISED Bandwidths ~ WLAN5Gx ac-VHT40 mode U-NII-2A	121
FCC Part 15.407 & ISED Bandwidths ~ WLAN5Gx ac-VHT40 mode U-NII-2A	125
FCC Part 15.407 & ISED Bandwidths ~ WLAN5Gx ac-VHT40 mode U-NII-2A	129
FCC Part 15.407 & ISED Bandwidths ~ WLAN5Gx ac-VHT40 mode U-NII-2A	133
FCC Part 15.407 & ISED Bandwidths ~ WLAN5Gx ac-VHT40 mode U-NII-2A	137
FCC Part 15.407 & ISED Bandwidths ~ WLAN5Gx ac-VHT40 mode U-NII-2A	141
FCC Part 15.407 & ISED Bandwidths ~ WLAN5Gx ac-VHT40 mode U-NII-2A	145
FCC Part 15.407 Max Output Power and PSD ~ WLAN5Gx ac-VHT40 mode U-NII-3	149
FCC Part 15.407 Max Output Power and PSD ~ WLAN5Gx ac-VHT40 mode U-NII-3	153
FCC Part 15.407 Max Output Power and PSD ~ WLAN5Gx ac-VHT40 mode U-NII-3	157
FCC Part 15.407 Max Output Power and PSD ~ WLAN5Gx ac-VHT40 mode U-NII-3	161
FCC Part 15.407 Max Output Power and PSD ~ WLAN5Gx ac-VHT40 mode U-NII-3	165
FCC Part 15.407 Max Output Power and PSD ~ WLAN5Gx ac-VHT40 mode U-NII-3	169

FCC Part 15.407 Max Output Power and PSD ~ WLAN5Gx ac-VHT40 mode U-NII-3	173
FCC Part 15.407 Max Output Power and PSD ~ WLAN5Gx ac-VHT40 mode U-NII-3	177
FCC Part 15.407 Max Output Power and PSD ~ WLAN5Gx ac-VHT40 mode U-NII-2C	181
FCC Part 15.407 Max Output Power and PSD ~ WLAN5Gx ac-VHT40 mode U-NII-2C	184
FCC Part 15.407 Max Output Power and PSD ~ WLAN5Gx ac-VHT40 mode U-NII-2C	187
FCC Part 15.407 Max Output Power and PSD ~ WLAN5Gx ac-VHT40 mode U-NII-2C	190
FCC Part 15.407 Max Output Power and PSD ~ WLAN5Gx ac-VHT40 mode U-NII-2C	193
FCC Part 15.407 Max Output Power and PSD ~ WLAN5Gx ac-VHT40 mode U-NII-2C	196
FCC Part 15.407 Max Output Power and PSD ~ WLAN5Gx ac-VHT40 mode U-NII-2C	199
FCC Part 15.407 Max Output Power and PSD ~ WLAN5Gx ac-VHT40 mode U-NII-2C	202
FCC Part 15.407 Max Output Power and PSD ~ WLAN5Gx ac-VHT40 mode U-NII-2C	205
FCC Part 15.407 Max Output Power and PSD ~ WLAN5Gx ac-VHT40 mode U-NII-2C	208
FCC Part 15.407 Max Output Power and PSD ~ WLAN5Gx ac-VHT40 mode U-NII-2C	211
FCC Part 15.407 Max Output Power and PSD ~ WLAN5Gx ac-VHT40 mode U-NII-2C	214
FCC Part 15.407 Max Output Power and PSD ~ WLAN5Gx ac-VHT40 mode U-NII-1	217
FCC Part 15.407 Max Output Power and PSD ~ WLAN5Gx ac-VHT40 mode U-NII-1	220
FCC Part 15.407 Max Output Power and PSD ~ WLAN5Gx ac-VHT40 mode U-NII-1	223
FCC Part 15.407 Max Output Power and PSD ~ WLAN5Gx ac-VHT40 mode U-NII-1	226
FCC Part 15.407 Max Output Power and PSD ~ WLAN5Gx ac-VHT40 mode U-NII-1	229
FCC Part 15.407 Max Output Power and PSD ~ WLAN5Gx ac-VHT40 mode U-NII-1	232
FCC Part 15.407 Max Output Power and PSD ~ WLAN5Gx ac-VHT40 mode U-NII-1	235
FCC Part 15.407 Max Output Power and PSD ~ WLAN5Gx ac-VHT40 mode U-NII-1	238
FCC Part 15.407 Max Output Power and PSD ~ WLAN5Gx ac-VHT40 mode U-NII-2A	241
FCC Part 15.407 Max Output Power and PSD ~ WLAN5Gx ac-VHT40 mode U-NII-2A	244
FCC Part 15.407 Max Output Power and PSD ~ WLAN5Gx ac-VHT40 mode U-NII-2A	247
FCC Part 15.407 Max Output Power and PSD ~ WLAN5Gx ac-VHT40 mode U-NII-2A	250
FCC Part 15.407 Max Output Power and PSD ~ WLAN5Gx ac-VHT40 mode U-NII-2A	253
FCC Part 15.407 Max Output Power and PSD ~ WLAN5Gx ac-VHT40 mode U-NII-2A	256
FCC Part 15.407 Max Output Power and PSD ~ WLAN5Gx ac-VHT40 mode U-NII-2A	259
FCC Part 15.407 Max Output Power and PSD ~ WLAN5Gx ac-VHT40 mode U-NII-2A	262

EUT Information

EUT DEFINITION	
Manufacturer	SAGEMCOM BROADBAND SAS
Type	F5688W
Serial Number	DM2201959000008
Setup Number	1.0
Version SW	NI
Version FW	NI
Version HW	V1.0
Comment 1	
Comment 2	
Temperature [°C] Min	0
Temperature [°C] Nom	20
Temperature [°C] Max	50
Voltage [V] Min	120
Voltage [V] Nom	120
Voltage [V] Max	120

FCC Part 15.407 & ISED Bandwidths ~ WLAN5Gx ac-VHT40 mode U-NII-3

Test References	
TC Start	30.03.2022 03:05:02
Ambit Temp [°C] Humidity [rel%]	25.3 25
System Version	3.0.5.9
Test Specification	FCC Part 15.407 & ISET RSS-GEN
Test Method	26dB Bandwidth KDB789033 D02, C.1 / ISED RSS-GEN
TC Version	0.0.1
My Description	FCC 15.407 Bandwidths - WLAN5Gx ac-VHT40 mode U-NII-3
Add. Information	

EUT Common Settings WLAN5Gx	
Number of Antenna Ports	4
User Interaction	No
Device Class UNII_1	AP indoor

Test Parameter	
Technology to test	WLAN5Gx ac-VHT40 mode U-NII-3
Antenna Port used	4
Temperature	nom
Voltage	nom
Frequency low to test	False Freq [MHz] 5755
Frequency mid to test	False Freq [MHz] 0
Frequency high to test	True Freq [MHz] 5795
Auto Control enabled Power Supply Climatic Box	No No
Additional Path Loss [dB]	0.5
Switched Path	EUT - SignalingUnit - SpectrumAnalyzer

Test Equipment	
Signal analyzer,Rohde&Schwarz,FSV-40,1307.9002K40/101042,3.70	
Switch matrix,CTCadvanced,SPM-4 NI DAQ,28016133,NI	

Test at TX 5795 MHz

RESULT: Reference Power cond.

Test Description	Lower Limit	Upper Limit	Measured	Unit	Verdict
Ref. Power 1MHz/1MHz cond.	---	---	14.70	dBm	INFO
Ref. Frequency	---	---	5786.010	MHz	INFO

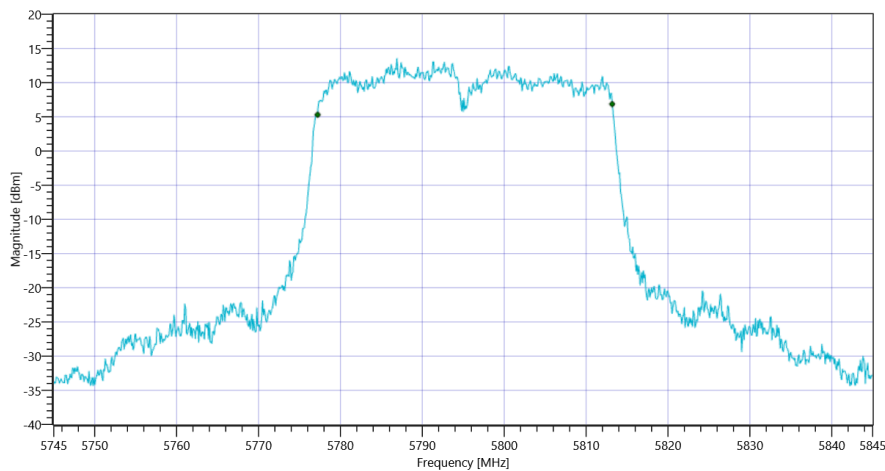
READ SA SETTINGS:

RefLevel [dBm] RefLevelOffset [dB] InpAtt [dB]	22.70 17.85 20
Start [MHz] Stop [MHz]	5745.000 5845.000
RBW [MHz] VBW [MHz]	0.500000 3.000000
Detector TraceMode	POS MAXH
Sweep: Time [ms] Count Points per Section Type	1 2500 1001 SWE

RESULT

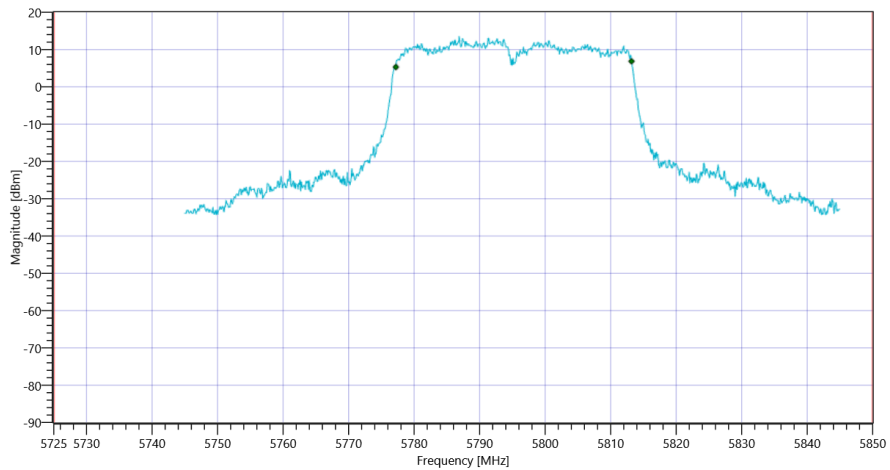
Test Description	Lower Limit	Upper Limit	Measured	Unit	Verdict
Bandwidth 99%	---	---	35.964	MHz	INFO
T1 99%	5725.000000	---	5777.2178	MHz	PASS
T2 99%	---	5850.000000	5813.1818	MHz	PASS

Plot: Bandwidth only



FCC Part 15.407 & ISSED Bandwidths ~ WLAN5Gx ac-VHT40 mode U-NII-3 99PCT

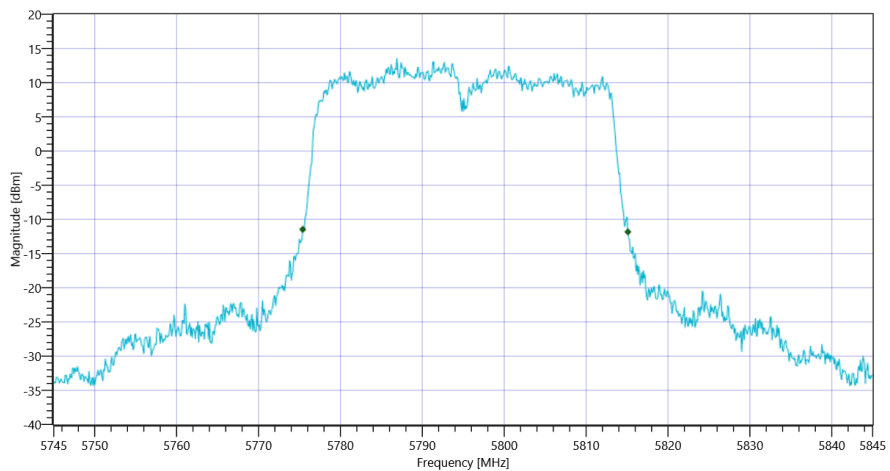
Plot: Bandwidth within Band



FCC Part 15.407 & ISED Bandwidths ~ WLAN5Gx ac-VHT40 mode U-NII-3

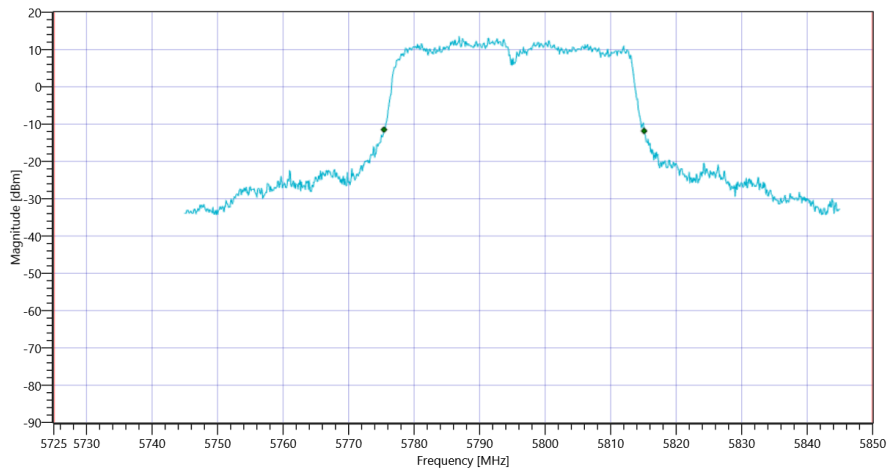
RESULT					
Test Description	Lower Limit	Upper Limit	Measured	Unit	Verdict
Bandwidth 20dB	---	---	39.7	MHz	INFO
T1 26dB	5725.000000	---	5775.4000	MHz	PASS
T2 26dB	---	5850.000000	5815.1000	MHz	PASS

Plot: Bandwidth only



FCC Part 15.407 & ISED Bandwidths ~ WLAN5Gx ac-VHT40 mode U-NII-3 26dB

Plot: Bandwidth within Band



FCC Part 15.407 & ISSED Bandwidths ~ WLAN5Gx ac-VHT40 mode U-NII-3

General verdict

PASS

FCC Part 15.407 & ISED Bandwidths ~ WLAN5Gx ac-VHT40 mode U-NII-3

Test References	
TC Start	30.03.2022 02:59:52
Ambit Temp [°C] Humidity [rel%]	25.3 25
System Version	3.0.5.9
Test Specification	FCC Part 15.407 & ISET RSS-GEN
Test Method	26dB Bandwidth KDB789033 D02, C.1 / ISED RSS-GEN
TC Version	0.0.1
My Description	FCC 15.407 Bandwidths - WLAN5Gx ac-VHT40 mode U-NII-3
Add. Information	

EUT Common Settings WLAN5Gx	
Number of Antenna Ports	4
User Interaction	No
Device Class UNII_1	AP indoor

Test Parameter	
Technology to test	WLAN5Gx ac-VHT40 mode U-NII-3
Antenna Port used	3
Temperature	nom
Voltage	nom
Frequency low to test	False Freq [MHz] 5755
Frequency mid to test	False Freq [MHz] 0
Frequency high to test	True Freq [MHz] 5795
Auto Control enabled Power Supply Climatic Box	No No
Additional Path Loss [dB]	0.5
Switched Path	EUT - SignalingUnit - SpectrumAnalyzer

Test Equipment	
Signal analyzer,Rohde&Schwarz,FSV-40,1307.9002K40/101042,3.70	
Switch matrix,CTCadvanced,SPM-4 NI DAQ,28016133,NI	

Test at TX 5795 MHz

RESULT: Reference Power cond.

Test Description	Lower Limit	Upper Limit	Measured	Unit	Verdict
Ref. Power 1MHz/1MHz cond.	---	---	15.79	dBm	INFO
Ref. Frequency	---	---	5798.800	MHz	INFO

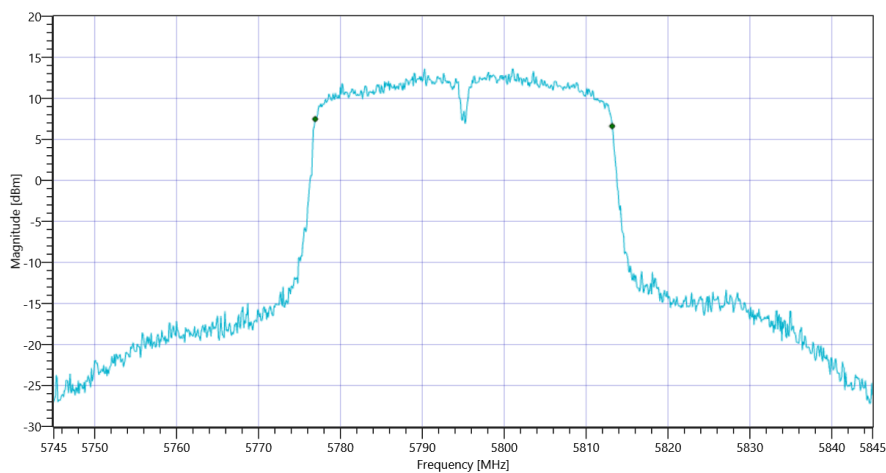
READ SA SETTINGS:

RefLevel [dBm] RefLevelOffset [dB] InpAtt [dB]	23.79 17.85 25
Start [MHz] Stop [MHz]	5745.000 5845.000
RBW [MHz] VBW [MHz]	0.500000 3.000000
Detector TraceMode	POS MAXH
Sweep: Time [ms] Count Points per Section Type	1 2500 1001 SWE

RESULT

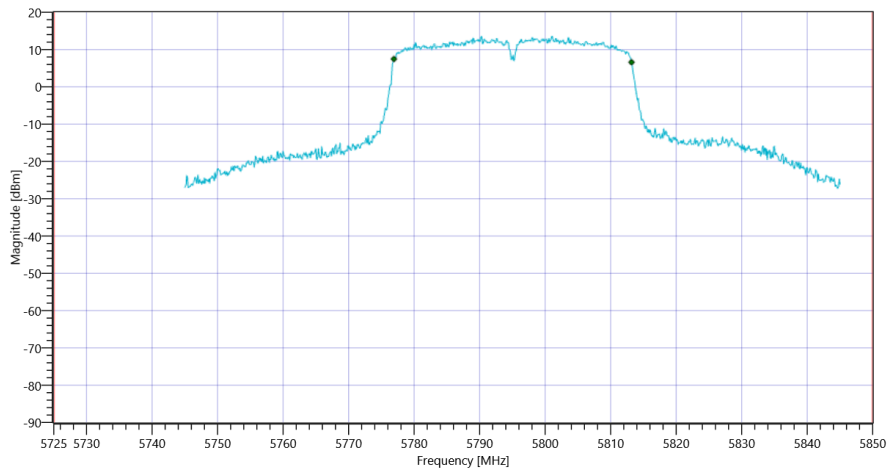
Test Description	Lower Limit	Upper Limit	Measured	Unit	Verdict
Bandwidth 99%	---	---	36.264	MHz	INFO
T1 99%	5725.000000	---	5776.9181	MHz	PASS
T2 99%	---	5850.000000	5813.1818	MHz	PASS

Plot: Bandwidth only



FCC Part 15.407 & ISSED Bandwidths ~ WLAN5Gx ac-VHT40 mode U-NII-3 99PCT

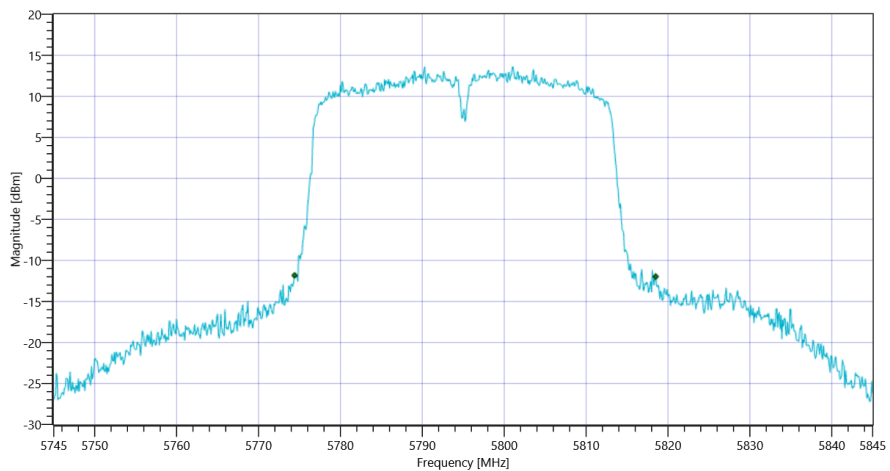
Plot: Bandwidth within Band



FCC Part 15.407 & ISSED Bandwidths ~ WLAN5Gx ac-VHT40 mode U-NII-3

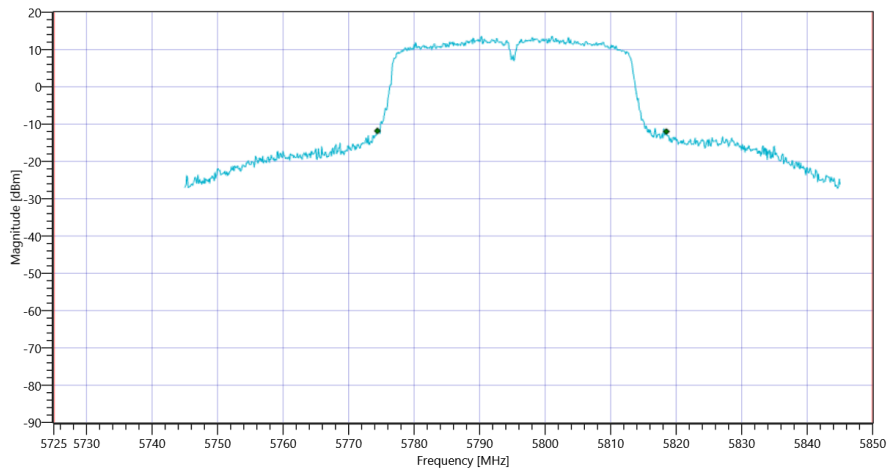
RESULT					
Test Description	Lower Limit	Upper Limit	Measured	Unit	Verdict
Bandwidth 20dB	---	---	44.1	MHz	INFO
T1 26dB	5725.000000	---	5774.4000	MHz	PASS
T2 26dB	---	5850.000000	5818.5000	MHz	PASS

Plot: Bandwidth only



FCC Part 15.407 & ISSED Bandwidths ~ WLAN5Gx ac-VHT40 mode U-NII-3 26dB

Plot: Bandwidth within Band



FCC Part 15.407 & ISM Bandwidths ~ WLAN5Gx ac-VHT40 mode U-NII-3

General verdict

PASS

FCC Part 15.407 & ISED Bandwidths ~ WLAN5Gx ac-VHT40 mode U-NII-3

Test References	
TC Start	30.03.2022 02:54:48
Ambit Temp [°C] Humidity [rel%]	25.3 25
System Version	3.0.5.9
Test Specification	FCC Part 15.407 & ISET RSS-GEN
Test Method	26dB Bandwidth KDB789033 D02, C.1 / ISED RSS-GEN
TC Version	0.0.1
My Description	FCC 15.407 Bandwidths - WLAN5Gx ac-VHT40 mode U-NII-3
Add. Information	

EUT Common Settings WLAN5Gx	
Number of Antenna Ports	4
User Interaction	No
Device Class UNII_1	AP indoor

Test Parameter	
Technology to test	WLAN5Gx ac-VHT40 mode U-NII-3
Antenna Port used	2
Temperature	nom
Voltage	nom
Frequency low to test	False Freq [MHz] 5755
Frequency mid to test	False Freq [MHz] 0
Frequency high to test	True Freq [MHz] 5795
Auto Control enabled Power Supply Climatic Box	No No
Additional Path Loss [dB]	0.5
Switched Path	EUT - SignalingUnit - SpectrumAnalyzer

Test Equipment	
Signal analyzer,Rohde&Schwarz,FSV-40,1307.9002K40/101042,3.70	
Switch matrix,CTCadvanced,SPM-4 NI DAQ,28016133,NI	

Test at TX 5795 MHz

RESULT: Reference Power cond.

Test Description	Lower Limit	Upper Limit	Measured	Unit	Verdict
Ref. Power 1MHz/1MHz cond.	---	---	18.71	dBm	INFO
Ref. Frequency	---	---	5789.010	MHz	INFO

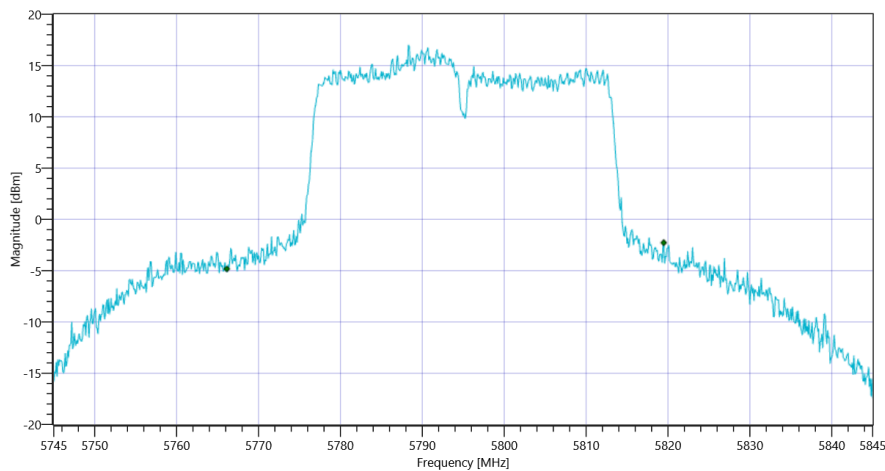
READ SA SETTINGS:

RefLevel [dBm] RefLevelOffset [dB] InpAtt [dB]	26.71 17.85 25
Start [MHz] Stop [MHz]	5745.000 5845.000
RBW [MHz] VBW [MHz]	0.500000 3.000000
Detector TraceMode	POS MAXH
Sweep: Time [ms] Count Points per Section Type	1 2500 1001 SWE

RESULT

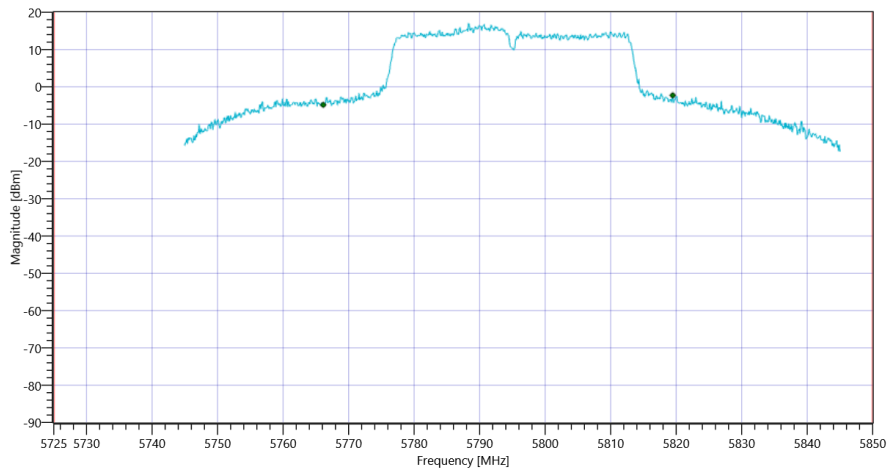
Test Description	Lower Limit	Upper Limit	Measured	Unit	Verdict
Bandwidth 99%	---	---	53.347	MHz	INFO
T1 99%	5725.000000	---	5766.1289	MHz	PASS
T2 99%	---	5850.000000	5819.4755	MHz	PASS

Plot: Bandwidth only



FCC Part 15.407 & ISSED Bandwidths ~ WLAN5Gx ac-VHT40 mode U-NII-3 99PCT

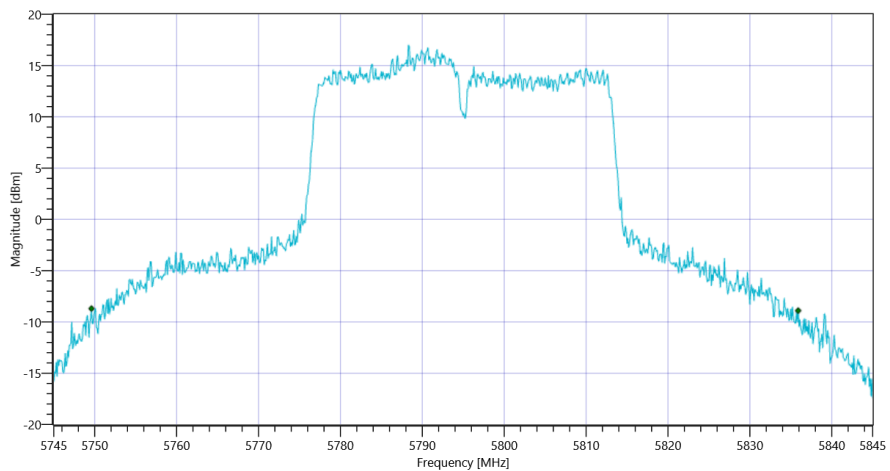
Plot: Bandwidth within Band



FCC Part 15.407 & ISED Bandwidths ~ WLAN5Gx ac-VHT40 mode U-NII-3

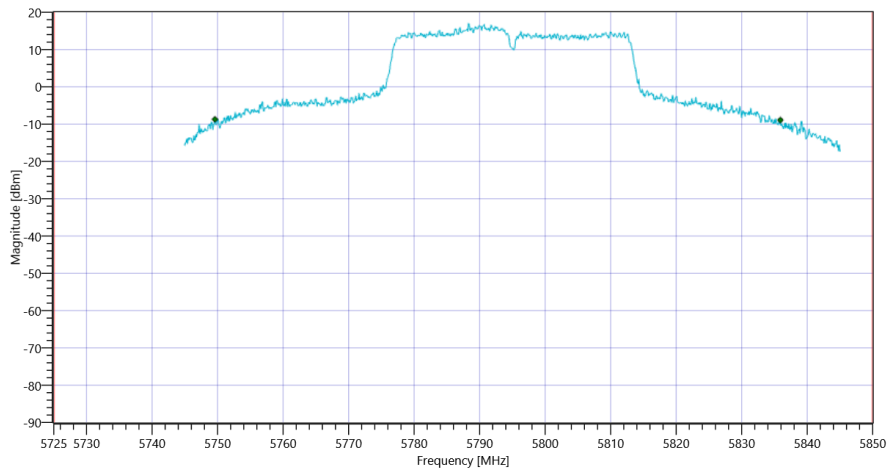
RESULT					
Test Description	Lower Limit	Upper Limit	Measured	Unit	Verdict
Bandwidth 20dB	---	---	86.3	MHz	INFO
T1 26dB	5725.000000	---	5749.6000	MHz	PASS
T2 26dB	---	5850.000000	5835.9000	MHz	PASS

Plot: Bandwidth only



FCC Part 15.407 & ISED Bandwidths ~ WLAN5Gx ac-VHT40 mode U-NII-3 26dB

Plot: Bandwidth within Band



FCC Part 15.407 & ISM Bandwidths ~ WLAN5Gx ac-VHT40 mode U-NII-3

General verdict

PASS

FCC Part 15.407 & ISED Bandwidths ~ WLAN5Gx ac-VHT40 mode U-NII-3

Test References	
TC Start	30.03.2022 02:49:43
Ambit Temp [°C] Humidity [rel%]	25.3 25
System Version	3.0.5.9
Test Specification	FCC Part 15.407 & ISET RSS-GEN
Test Method	26dB Bandwidth KDB789033 D02, C.1 / ISED RSS-GEN
TC Version	0.0.1
My Description	FCC 15.407 Bandwidths - WLAN5Gx ac-VHT40 mode U-NII-3
Add. Information	

EUT Common Settings WLAN5Gx	
Number of Antenna Ports	4
User Interaction	No
Device Class UNII_1	AP indoor

Test Parameter	
Technology to test	WLAN5Gx ac-VHT40 mode U-NII-3
Antenna Port used	1
Temperature	nom
Voltage	nom
Frequency low to test	False Freq [MHz] 5755
Frequency mid to test	False Freq [MHz] 0
Frequency high to test	True Freq [MHz] 5795
Auto Control enabled Power Supply Climatic Box	No No
Additional Path Loss [dB]	0.5
Switched Path	EUT - SignalingUnit - SpectrumAnalyzer

Test Equipment	
Signal analyzer,Rohde&Schwarz,FSV-40,1307.9002K40/101042,3.70	
Switch matrix,CTCadvanced,SPM-4 NI DAQ,28016133,NI	

Test at TX 5795 MHz

RESULT: Reference Power cond.

Test Description	Lower Limit	Upper Limit	Measured	Unit	Verdict
Ref. Power 1MHz/1MHz cond.	---	---	15.10	dBm	INFO
Ref. Frequency	---	---	5784.410	MHz	INFO

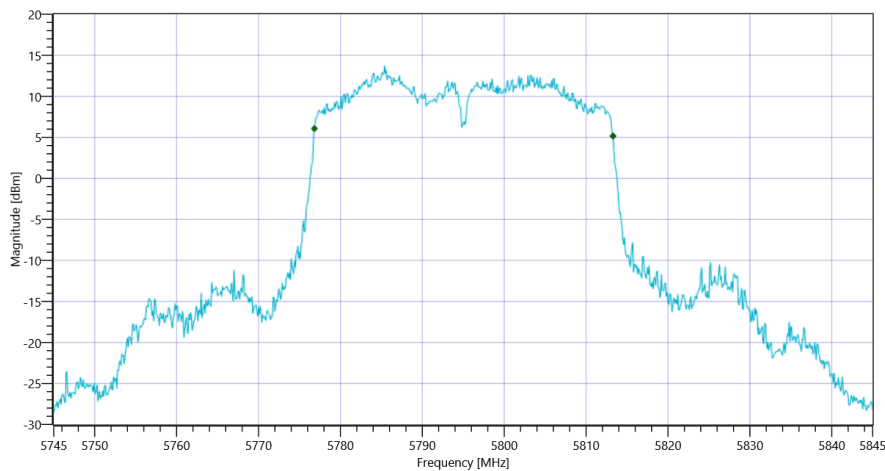
READ SA SETTINGS:

RefLevel [dBm] RefLevelOffset [dB] InpAtt [dB]	23.10 17.85 25
Start [MHz] Stop [MHz]	5745.000 5845.000
RBW [MHz] VBW [MHz]	0.500000 3.000000
Detector TraceMode	POS MAXH
Sweep: Time [ms] Count Points per Section Type	1 2500 1001 SWE

RESULT

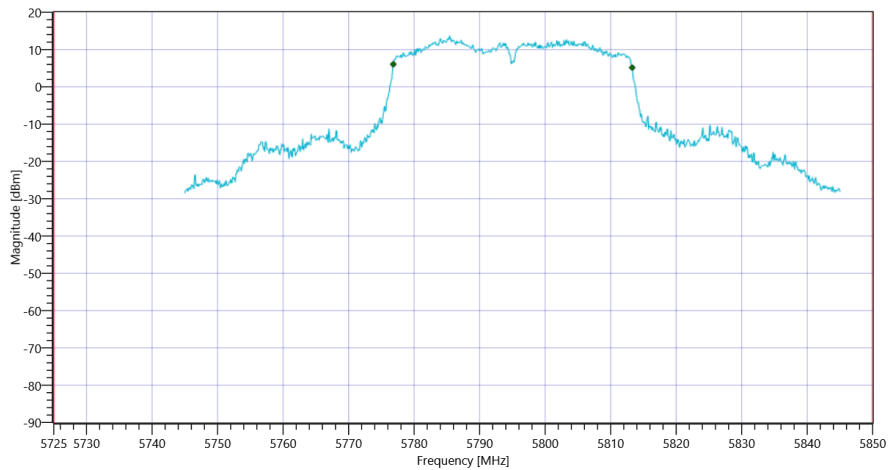
Test Description	Lower Limit	Upper Limit	Measured	Unit	Verdict
Bandwidth 99%	---	---	36.464	MHz	INFO
T1 99%	5725.000000	---	5776.8182	MHz	PASS
T2 99%	---	5850.000000	5813.2817	MHz	PASS

Plot: Bandwidth only



FCC Part 15.407 & ISSED Bandwidths ~ WLAN5Gx ac-VHT40 mode U-NII-3 99PCT

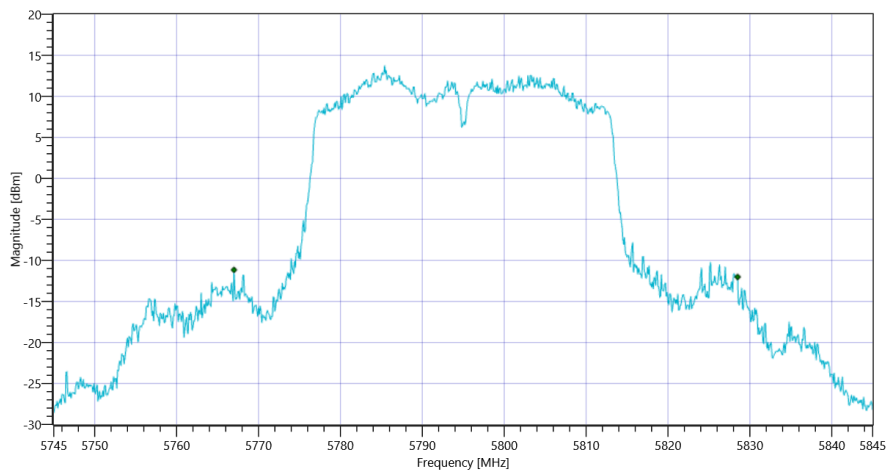
Plot: Bandwidth within Band



FCC Part 15.407 & ISED Bandwidths ~ WLAN5Gx ac-VHT40 mode U-NII-3

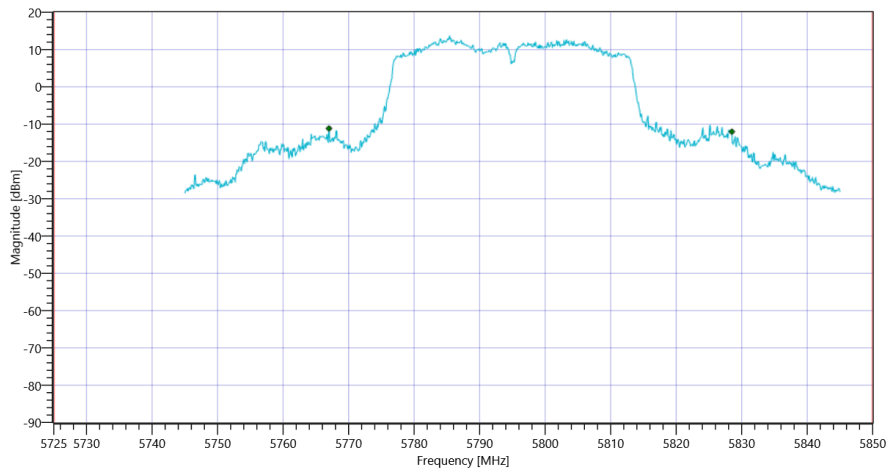
RESULT					
Test Description	Lower Limit	Upper Limit	Measured	Unit	Verdict
Bandwidth 20dB	---	---	61.5	MHz	INFO
T1 26dB	5725.000000	---	5767.0000	MHz	PASS
T2 26dB	---	5850.000000	5828.5000	MHz	PASS

Plot: Bandwidth only



FCC Part 15.407 & ISED Bandwidths ~ WLAN5Gx ac-VHT40 mode U-NII-3 26dB

Plot: Bandwidth within Band



FCC Part 15.407 & ISM Bandwidths ~ WLAN5Gx ac-VHT40 mode U-NII-3

General verdict

PASS

FCC Part 15.407 & ISED Bandwidths ~ WLAN5Gx ac-VHT40 mode U-NII-3

Test References	
TC Start	30.03.2022 02:44:23
Ambit Temp [°C] Humidity [rel%]	25.3 25
System Version	3.0.5.9
Test Specification	FCC Part 15.407 & ISET RSS-GEN
Test Method	26dB Bandwidth KDB789033 D02, C.1 / ISED RSS-GEN
TC Version	0.0.1
My Description	FCC 15.407 Bandwidths - WLAN5Gx ac-VHT40 mode U-NII-3
Add. Information	

EUT Common Settings WLAN5Gx	
Number of Antenna Ports	4
User Interaction	No
Device Class UNII_1	AP indoor

Test Parameter	
Technology to test	WLAN5Gx ac-VHT40 mode U-NII-3
Antenna Port used	4
Temperature	nom
Voltage	nom
Frequency low to test	True Freq [MHz] 5755
Frequency mid to test	False Freq [MHz] 0
Frequency high to test	False Freq [MHz] 5795
Auto Control enabled Power Supply Climatic Box	No No
Additional Path Loss [dB]	0.5
Switched Path	EUT - SignalingUnit - SpectrumAnalyzer

Test Equipment	
Signal analyzer,Rohde&Schwarz,FSV-40,1307.9002K40/101042,3.70	
Switch matrix,CTCadvanced,SPM-4 NI DAQ,28016133,NI	

Test at TX 5755 MHz

RESULT: Reference Power cond.

Test Description	Lower Limit	Upper Limit	Measured	Unit	Verdict
Ref. Power 1MHz/1MHz cond.	---	---	17.16	dBm	INFO
Ref. Frequency	---	---	5760.990	MHz	INFO

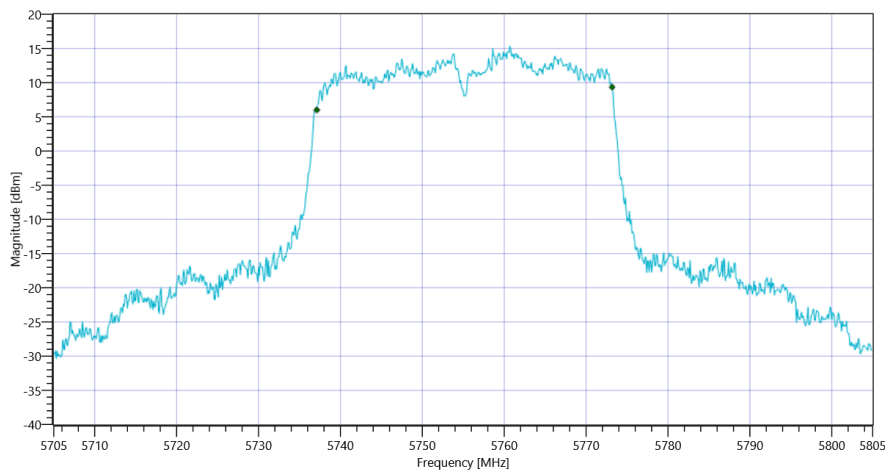
READ SA SETTINGS:

RefLevel [dBm] RefLevelOffset [dB] InpAtt [dB]	25.16 17.87 25
Start [MHz] Stop [MHz]	5705.000 5805.000
RBW [MHz] VBW [MHz]	0.500000 3.000000
Detector TraceMode	POS MAXH
Sweep: Time [ms] Count Points per Section Type	1 2500 1001 SWE

RESULT

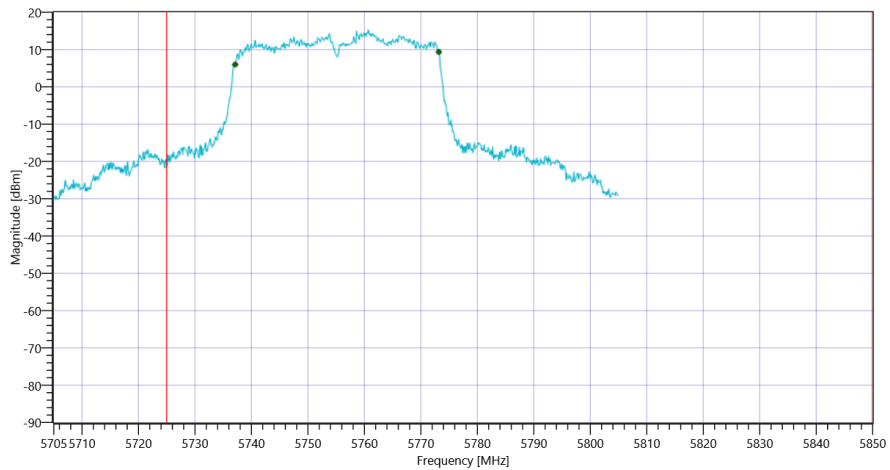
Test Description	Lower Limit	Upper Limit	Measured	Unit	Verdict
Bandwidth 99%	---	---	36.064	MHz	INFO
T1 99%	5725.000000	---	5737.1179	MHz	PASS
T2 99%	---	5850.000000	5773.1818	MHz	PASS

Plot: Bandwidth only



FCC Part 15.407 & ISED Bandwidths ~ WLAN5Gx ac-VHT40 mode U-NII-3 99PCT

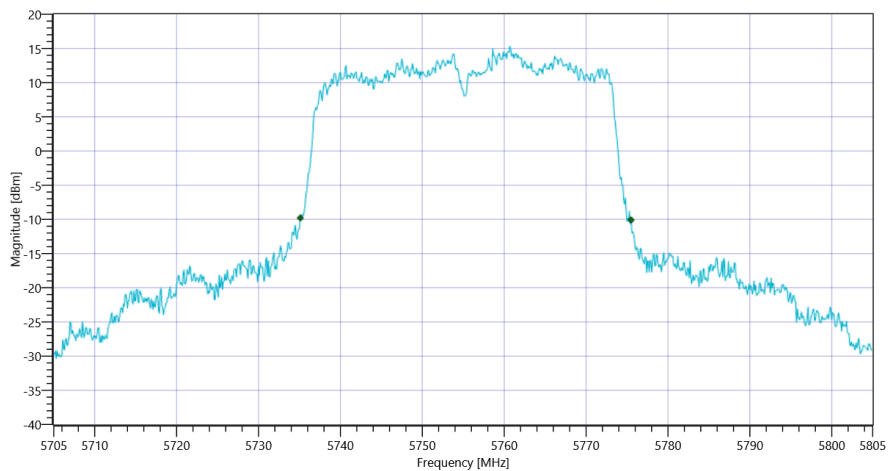
Plot: Bandwidth within Band



FCC Part 15.407 & ISED Bandwidths ~ WLAN5Gx ac-VHT40 mode U-NII-3

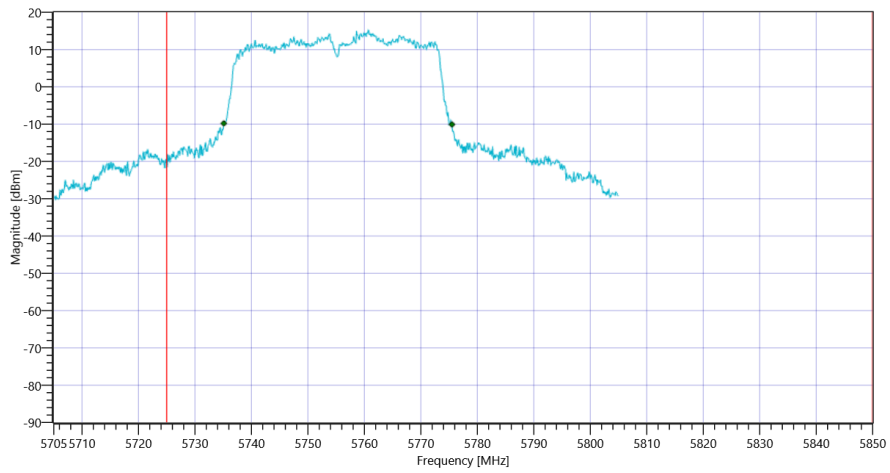
RESULT					
Test Description	Lower Limit	Upper Limit	Measured	Unit	Verdict
Bandwidth 20dB	---	---	40.4	MHz	INFO
T1 26dB	5725.000000	---	5735.1000	MHz	PASS
T2 26dB	---	5850.000000	5775.5000	MHz	PASS

Plot: Bandwidth only



FCC Part 15.407 & ISED Bandwidths ~ WLAN5Gx ac-VHT40 mode U-NII-3 26dB

Plot: Bandwidth within Band



FCC Part 15.407 & ISM Bandwidths ~ WLAN5Gx ac-VHT40 mode U-NII-3

General verdict

PASS

FCC Part 15.407 & ISED Bandwidths ~ WLAN5Gx ac-VHT40 mode U-NII-3

Test References	
TC Start	30.03.2022 02:39:20
Ambit Temp [°C] Humidity [rel%]	25.3 25
System Version	3.0.5.9
Test Specification	FCC Part 15.407 & ISET RSS-GEN
Test Method	26dB Bandwidth KDB789033 D02, C.1 / ISED RSS-GEN
TC Version	0.0.1
My Description	FCC 15.407 Bandwidths - WLAN5Gx ac-VHT40 mode U-NII-3
Add. Information	

EUT Common Settings WLAN5Gx	
Number of Antenna Ports	4
User Interaction	No
Device Class UNII_1	AP indoor

Test Parameter	
Technology to test	WLAN5Gx ac-VHT40 mode U-NII-3
Antenna Port used	3
Temperature	nom
Voltage	nom
Frequency low to test	True Freq [MHz] 5755
Frequency mid to test	False Freq [MHz] 0
Frequency high to test	False Freq [MHz] 5795
Auto Control enabled Power Supply Climatic Box	No No
Additional Path Loss [dB]	0.5
Switched Path	EUT - SignalingUnit - SpectrumAnalyzer

Test Equipment	
Signal analyzer,Rohde&Schwarz,FSV-40,1307.9002K40/101042,3.70	
Switch matrix,CTCadvanced,SPM-4 NI DAQ,28016133,NI	

Test at TX 5755 MHz

RESULT: Reference Power cond.

Test Description	Lower Limit	Upper Limit	Measured	Unit	Verdict
Ref. Power 1MHz/1MHz cond.	---	---	17.57	dBm	INFO
Ref. Frequency	---	---	5753.400	MHz	INFO

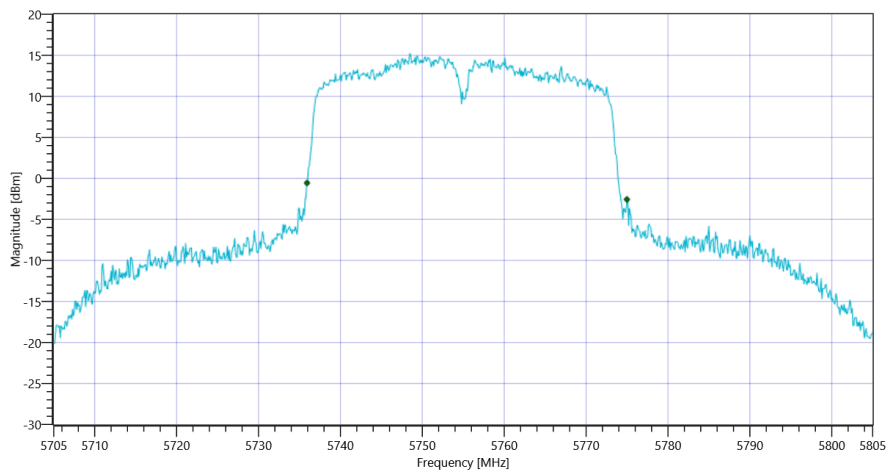
READ SA SETTINGS:

RefLevel [dBm] RefLevelOffset [dB] InpAtt [dB]	25.57 17.87 25
Start [MHz] Stop [MHz]	5705.000 5805.000
RBW [MHz] VBW [MHz]	0.500000 3.000000
Detector TraceMode	POS MAXH
Sweep: Time [ms] Count Points per Section Type	1 2500 1001 SWE

RESULT

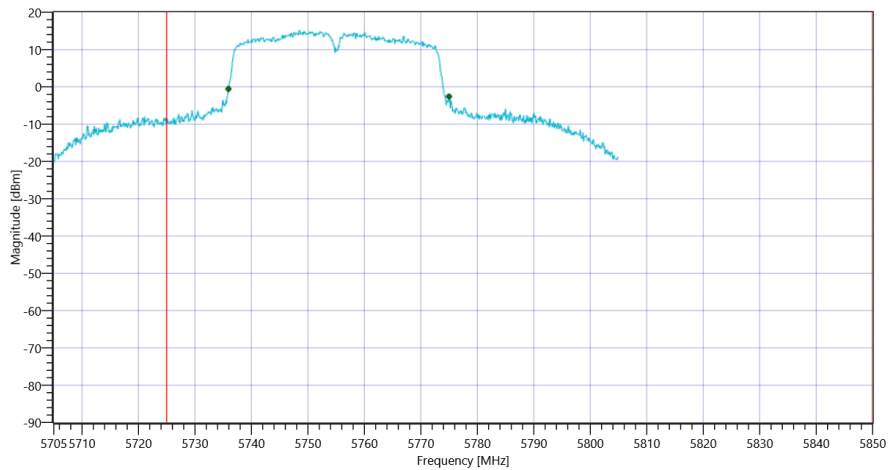
Test Description	Lower Limit	Upper Limit	Measured	Unit	Verdict
Bandwidth 99%	---	---	39.061	MHz	INFO
T1 99%	5725.000000	---	5735.9191	MHz	PASS
T2 99%	---	5850.000000	5774.9800	MHz	PASS

Plot: Bandwidth only



FCC Part 15.407 & ISSED Bandwidths ~ WLAN5Gx ac-VHT40 mode U-NII-3 99PCT

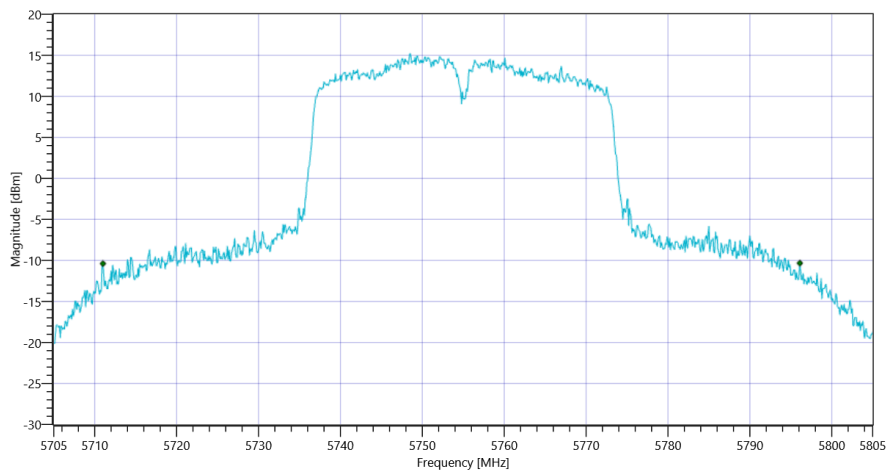
Plot: Bandwidth within Band



FCC Part 15.407 & ISED Bandwidths ~ WLAN5Gx ac-VHT40 mode U-NII-3

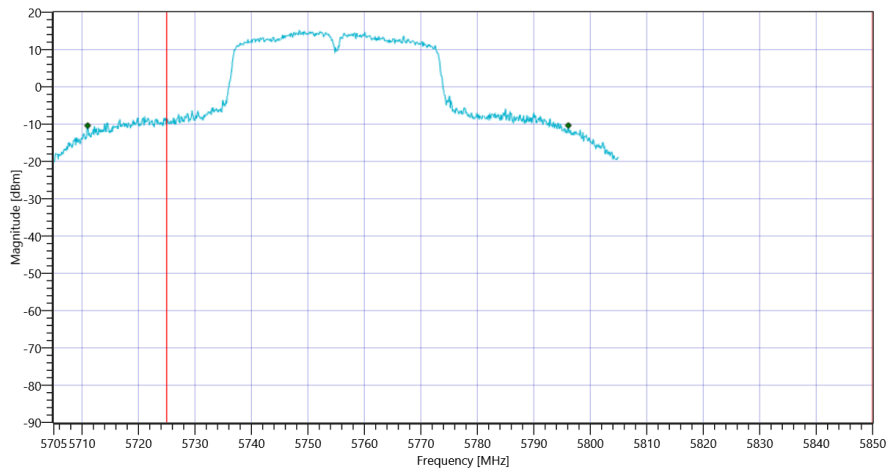
RESULT						
Test Description	Lower Limit	Upper Limit	Measured	Unit	Verdict	
Bandwidth 20dB	---	---	85.1	MHz	INFO	
T1 26dB	5725.000000	---	5711.0000	MHz	DFS required	
T2 26dB	---	5850.000000	5796.1000	MHz	PASS	

Plot: Bandwidth only



FCC Part 15.407 & ISED Bandwidths ~ WLAN5Gx ac-VHT40 mode U-NII-3 26dB

Plot: Bandwidth within Band



FCC Part 15.407 & ISM Bandwidths ~ WLAN5Gx ac-VHT40 mode U-NII-3

General verdict

PASS

FCC Part 15.407 & ISED Bandwidths ~ WLAN5Gx ac-VHT40 mode U-NII-3

Test References	
TC Start	30.03.2022 02:34:17
Ambit Temp [°C] Humidity [rel%]	25.3 25
System Version	3.0.5.9
Test Specification	FCC Part 15.407 & ISET RSS-GEN
Test Method	26dB Bandwidth KDB789033 D02, C.1 / ISED RSS-GEN
TC Version	0.0.1
My Description	FCC 15.407 Bandwidths - WLAN5Gx ac-VHT40 mode U-NII-3
Add. Information	

EUT Common Settings WLAN5Gx	
Number of Antenna Ports	4
User Interaction	No
Device Class UNII_1	AP indoor

Test Parameter	
Technology to test	WLAN5Gx ac-VHT40 mode U-NII-3
Antenna Port used	2
Temperature	nom
Voltage	nom
Frequency low to test	True Freq [MHz] 5755
Frequency mid to test	False Freq [MHz] 0
Frequency high to test	False Freq [MHz] 5795
Auto Control enabled Power Supply Climatic Box	No No
Additional Path Loss [dB]	0.5
Switched Path	EUT - SignalingUnit - SpectrumAnalyzer

Test Equipment	
Signal analyzer,Rohde&Schwarz,FSV-40,1307.9002K40/101042,3.70	
Switch matrix,CTCadvanced,SPM-4 NI DAQ,28016133,NI	

Test at TX 5755 MHz

RESULT: Reference Power cond.

Test Description	Lower Limit	Upper Limit	Measured	Unit	Verdict
Ref. Power 1MHz/1MHz cond.	---	---	17.23	dBm	INFO
Ref. Frequency	---	---	5750.600	MHz	INFO

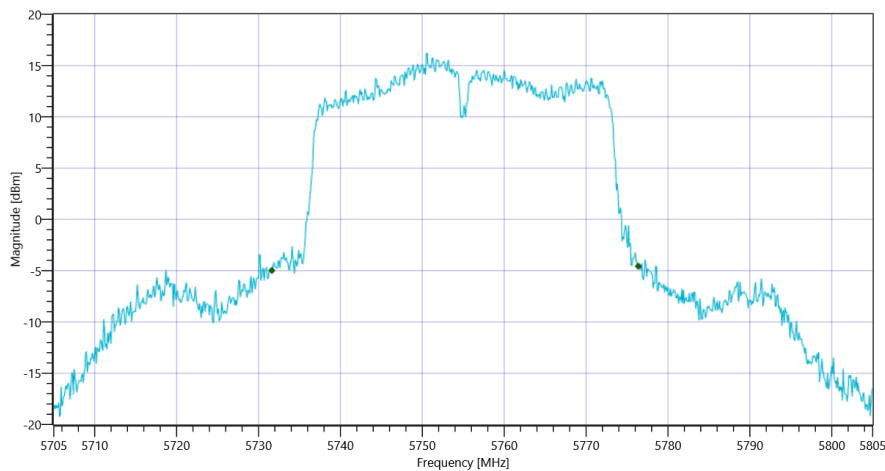
READ SA SETTINGS:

RefLevel [dBm] RefLevelOffset [dB] InpAtt [dB]	25.23 17.87 25
Start [MHz] Stop [MHz]	5705.000 5805.000
RBW [MHz] VBW [MHz]	0.500000 3.000000
Detector TraceMode	POS MAXH
Sweep: Time [ms] Count Points per Section Type	1 2500 1001 SWE

RESULT

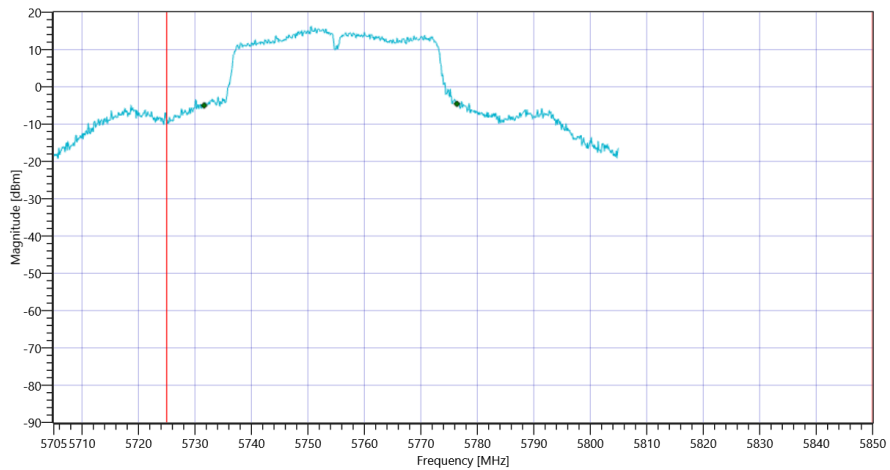
Test Description	Lower Limit	Upper Limit	Measured	Unit	Verdict
Bandwidth 99%	---	---	44.755	MHz	INFO
T1 99%	5725.000000	---	5731.6234	MHz	PASS
T2 99%	---	5850.000000	5776.3786	MHz	PASS

Plot: Bandwidth only



FCC Part 15.407 & ISED Bandwidths ~ WLAN5Gx ac-VHT40 mode U-NII-3 99PCT

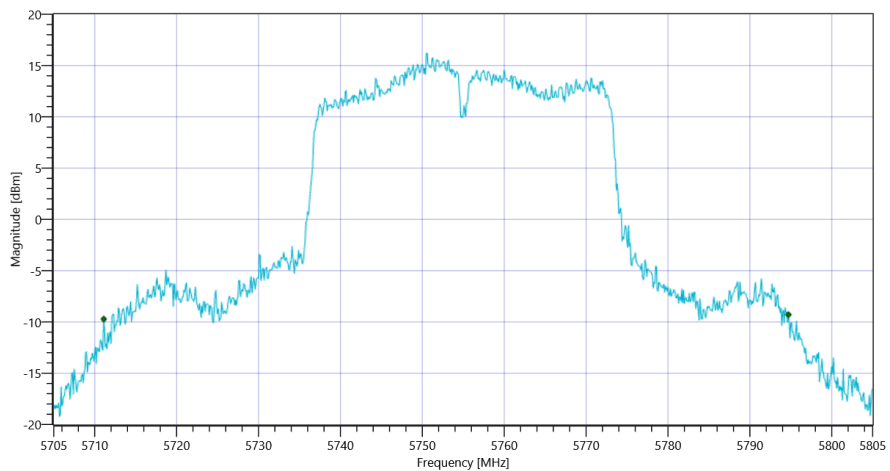
Plot: Bandwidth within Band



FCC Part 15.407 & ISED Bandwidths ~ WLAN5Gx ac-VHT40 mode U-NII-3

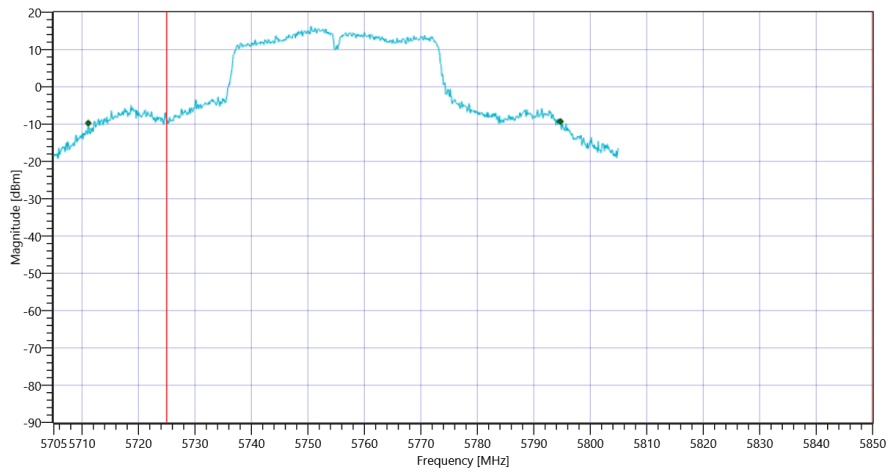
RESULT					
Test Description	Lower Limit	Upper Limit	Measured	Unit	Verdict
Bandwidth 20dB	---	---	83.6	MHz	INFO
T1 26dB	5725.000000	---	5711.1000	MHz	DFS required
T2 26dB	---	5850.000000	5794.7000	MHz	PASS

Plot: Bandwidth only



FCC Part 15.407 & ISED Bandwidths ~ WLAN5Gx ac-VHT40 mode U-NII-3 26dB

Plot: Bandwidth within Band



FCC Part 15.407 & ISM Bandwidths ~ WLAN5Gx ac-VHT40 mode U-NII-3

General verdict

PASS

FCC Part 15.407 & ISED Bandwidths ~ WLAN5Gx ac-VHT40 mode U-NII-3

Test References	
TC Start	30.03.2022 02:29:14
Ambit Temp [°C] Humidity [rel%]	25.3 25
System Version	3.0.5.9
Test Specification	FCC Part 15.407 & ISET RSS-GEN
Test Method	26dB Bandwidth KDB789033 D02, C.1 / ISED RSS-GEN
TC Version	0.0.1
My Description	FCC 15.407 Bandwidths - WLAN5Gx ac-VHT40 mode U-NII-3
Add. Information	

EUT Common Settings WLAN5Gx	
Number of Antenna Ports	4
User Interaction	No
Device Class UNII_1	AP indoor

Test Parameter	
Technology to test	WLAN5Gx ac-VHT40 mode U-NII-3
Antenna Port used	1
Temperature	nom
Voltage	nom
Frequency low to test	True Freq [MHz] 5755
Frequency mid to test	False Freq [MHz] 0
Frequency high to test	False Freq [MHz] 5795
Auto Control enabled Power Supply Climatic Box	No No
Additional Path Loss [dB]	0.5
Switched Path	EUT - SignalingUnit - SpectrumAnalyzer

Test Equipment	
Signal analyzer,Rohde&Schwarz,FSV-40,1307.9002K40/101042,3.70	
Switch matrix,CTCadvanced,SPM-4 NI DAQ,28016133,NI	

Test at TX 5755 MHz

RESULT: Reference Power cond.

Test Description	Lower Limit	Upper Limit	Measured	Unit	Verdict
Ref. Power 1MHz/1MHz cond.	---	---	15.62	dBm	INFO
Ref. Frequency	---	---	5763.990	MHz	INFO

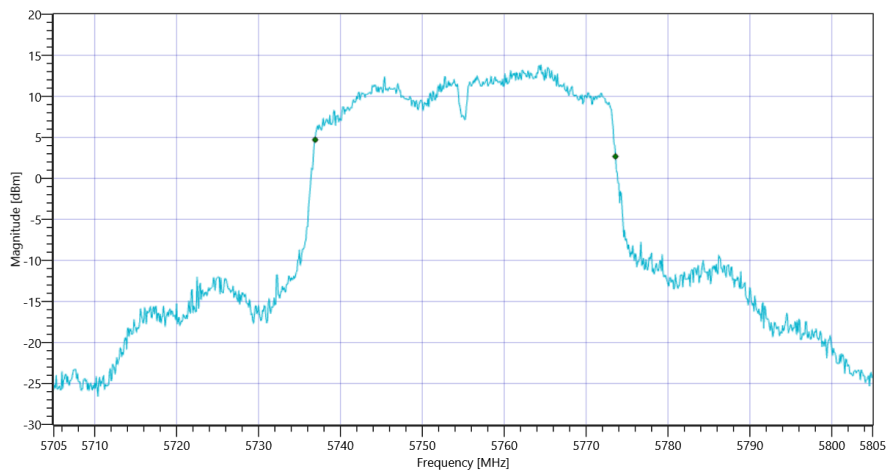
READ SA SETTINGS:

RefLevel [dBm] RefLevelOffset [dB] InpAtt [dB]	23.62 17.87 25
Start [MHz] Stop [MHz]	5705.000 5805.000
RBW [MHz] VBW [MHz]	0.500000 3.000000
Detector TraceMode	POS MAXH
Sweep: Time [ms] Count Points per Section Type	1 2500 1001 SWE

RESULT

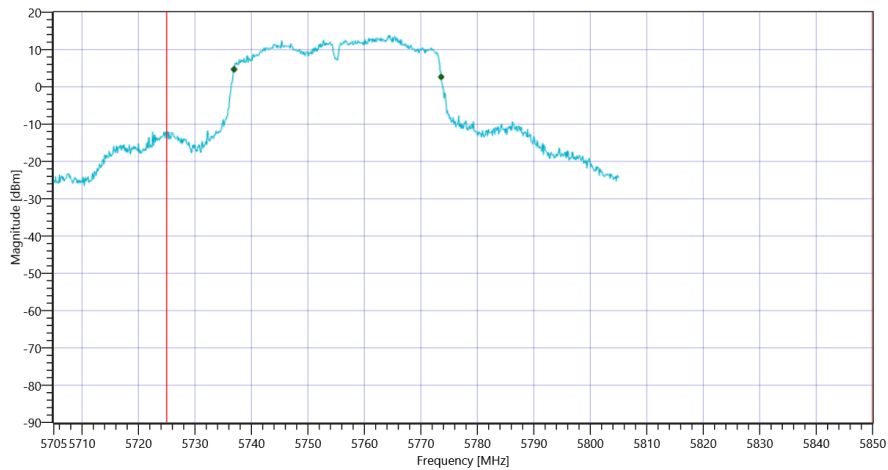
Test Description	Lower Limit	Upper Limit	Measured	Unit	Verdict
Bandwidth 99%	---	---	36.663	MHz	INFO
T1 99%	5725.000000	---	5736.9181	MHz	PASS
T2 99%	---	5850.000000	5773.5814	MHz	PASS

Plot: Bandwidth only



FCC Part 15.407 & ISSED Bandwidths ~ WLAN5Gx ac-VHT40 mode U-NII-3 99PCT

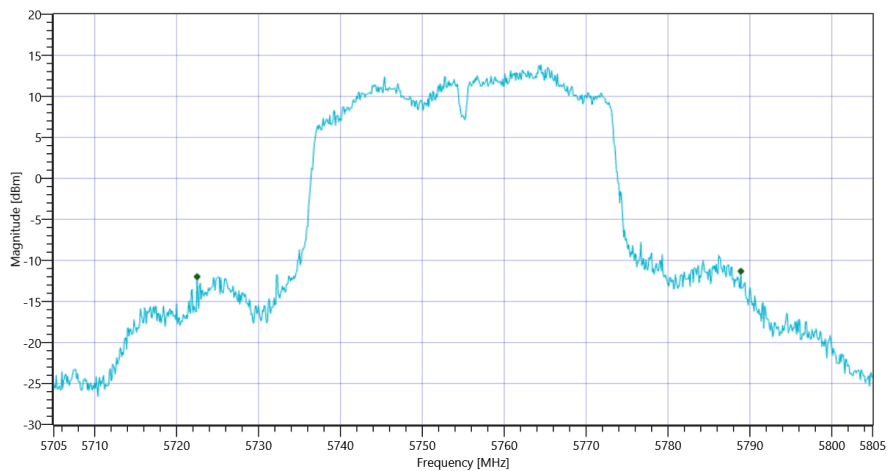
Plot: Bandwidth within Band



FCC Part 15.407 & ISED Bandwidths ~ WLAN5Gx ac-VHT40 mode U-NII-3

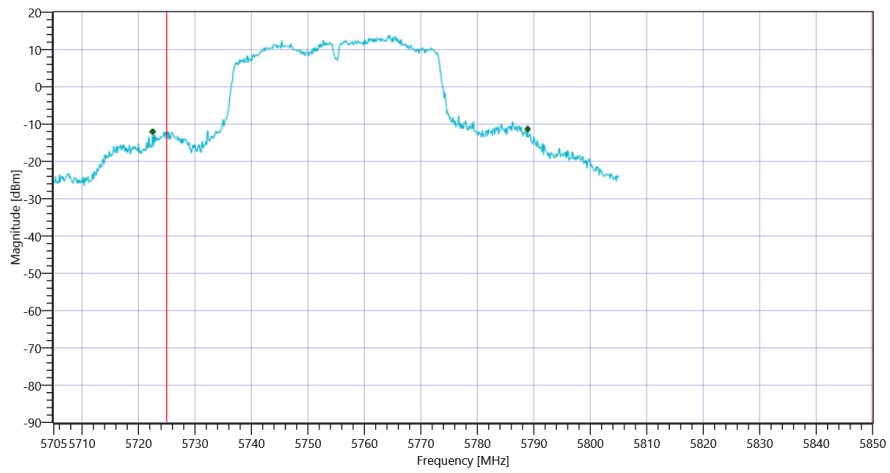
RESULT					
Test Description	Lower Limit	Upper Limit	Measured	Unit	Verdict
Bandwidth 20dB	---	---	66.4	MHz	INFO
T1 26dB	5725.000000	---	5722.5000	MHz	DFS required
T2 26dB	---	5850.000000	5788.9000	MHz	PASS

Plot: Bandwidth only



FCC Part 15.407 & ISED Bandwidths ~ WLAN5Gx ac-VHT40 mode U-NII-3 26dB

Plot: Bandwidth within Band



FCC Part 15.407 & ISM Bandwidths ~ WLAN5Gx ac-VHT40 mode U-NII-3

General verdict

PASS

FCC Part 15.407 & ISED Bandwidths ~ WLAN5Gx ac-VHT40 mode U-NII-2C

Test References	
TC Start	30.03.2022 02:24:39
Ambit Temp [°C] Humidity [rel%]	25.3 25
System Version	3.0.5.9
Test Specification	FCC Part 15.407 & ISET RSS-GEN
Test Method	26dB Bandwidth KDB789033 D02, C.1 / ISED RSS-GEN
TC Version	0.0.1
My Description	FCC 15.407 Bandwidths - WLAN5Gx ac-VHT40 mode U-NII-2C
Add. Information	

EUT Common Settings WLAN5Gx	
Number of Antenna Ports	4
User Interaction	No
Device Class UNII_1	AP indoor

Test Parameter	
Technology to test	WLAN5Gx ac-VHT40 mode U-NII-2C
Antenna Port used	4
Temperature	nom
Voltage	nom
Frequency low to test	False Freq [MHz] 5510
Frequency mid to test	False Freq [MHz] 5590
Frequency high to test	True Freq [MHz] 5670
Auto Control enabled Power Supply Climatic Box	No No
Additional Path Loss [dB]	0.5
Switched Path	EUT - SignalingUnit - SpectrumAnalyzer

Test Equipment	
Signal analyzer,Rohde&Schwarz,FSV-40,1307.9002K40/101042,3.70	
Switch matrix,CTCadvanced,SPM-4 NI DAQ,28016133,NI	

Test at TX 5670 MHz

RESULT: Reference Power cond.

Test Description	Lower Limit	Upper Limit	Measured	Unit	Verdict
Ref. Power 1MHz/1MHz cond.	---	---	11.72	dBm	INFO
Ref. Frequency	---	---	5656.610	MHz	INFO

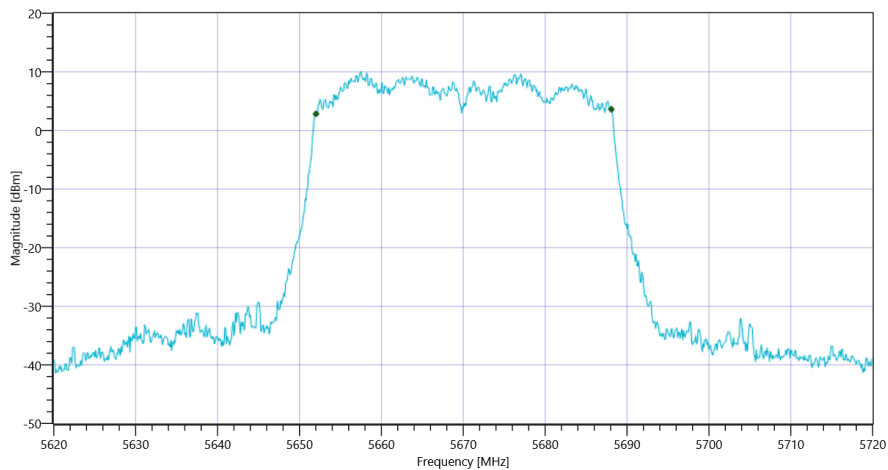
READ SA SETTINGS:

RefLevel [dBm] RefLevelOffset [dB] InpAtt [dB]	19.72 17.77 20
Start [MHz] Stop [MHz]	5620.000 5720.000
RBW [MHz] VBW [MHz]	0.500000 3.000000
Detector TraceMode	POS MAXH
Sweep: Time [ms] Count Points per Section Type	1 2500 1001 SWE

RESULT

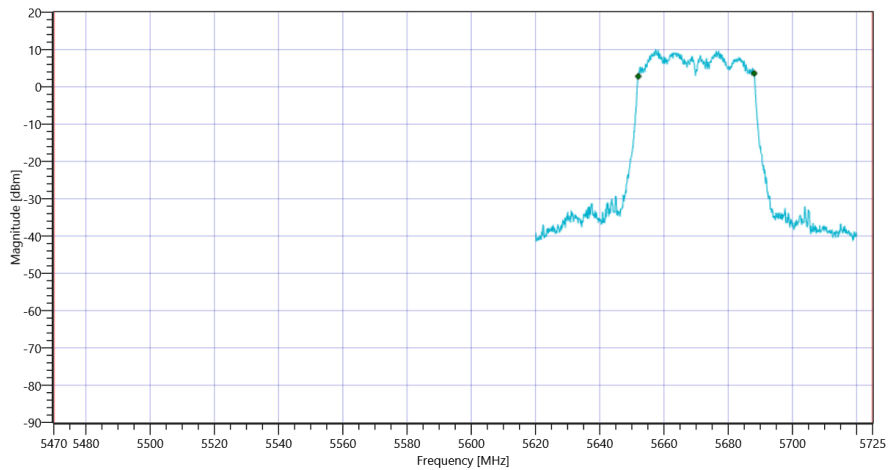
Test Description	Lower Limit	Upper Limit	Measured	Unit	Verdict
Bandwidth 99%	---	---	36.064	MHz	INFO
T1 99%	5470.000000	---	5652.0180	MHz	PASS since U-NII-3 is supported
T2 99%	---	5725.000000	5688.0819	MHz	

Plot: Bandwidth only



FCC Part 15.407 & ISED Bandwidths ~ WLAN5Gx ac-VHT40 mode U-NII-2C 99PCT

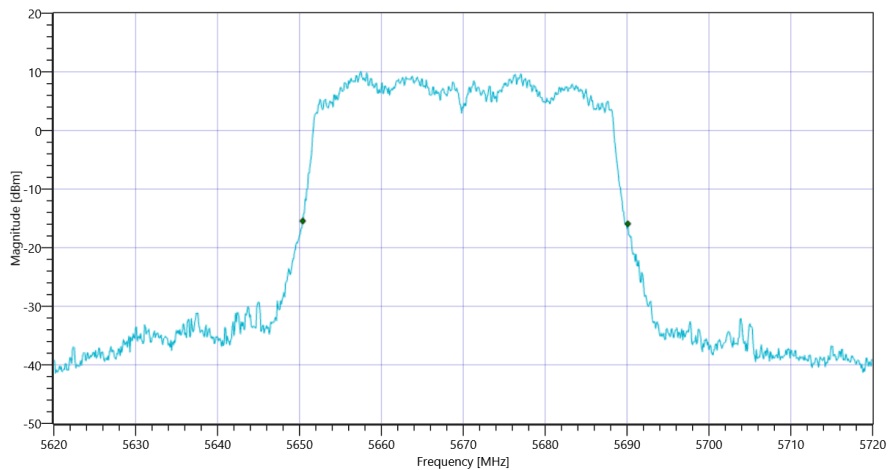
Plot: Bandwidth within Band



FCC Part 15.407 & ISSED Bandwidths ~ WLAN5Gx ac-VHT40 mode U-NII-2C

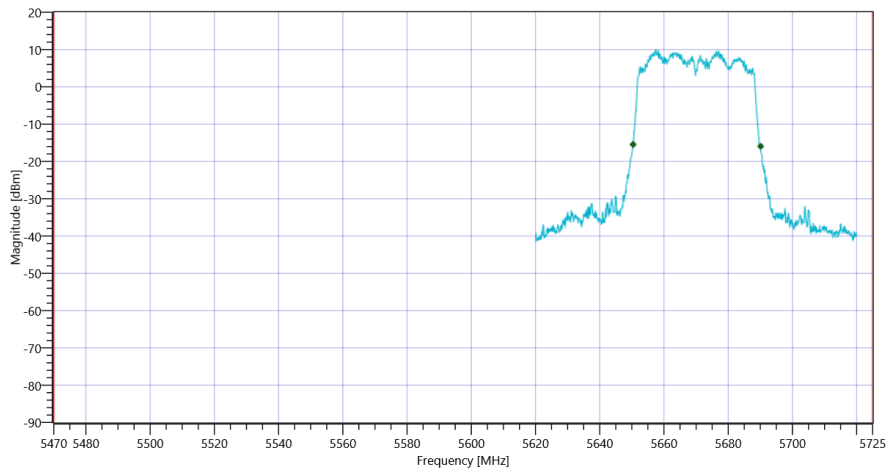
RESULT					
Test Description	Lower Limit	Upper Limit	Measured	Unit	Verdict
Bandwidth 20dB	---	---	39.7	MHz	INFO
T1 26dB	5470.000000	---	5650.4000	MHz	PASS since U-NII-3 is supported
T2 26dB	---	5725.000000	5690.1000	MHz	

Plot: Bandwidth only



FCC Part 15.407 & ISSED Bandwidths ~ WLAN5Gx ac-VHT40 mode U-NII-2C 26dB

Plot: Bandwidth within Band



FCC Part 15.407 & ISSED Bandwidths ~ WLAN5Gx ac-VHT40 mode U-NII-2C

General verdict

PASS

FCC Part 15.407 & ISED Bandwidths ~ WLAN5Gx ac-VHT40 mode U-NII-2C

Test References	
TC Start	30.03.2022 02:21:26
Ambit Temp [°C] Humidity [rel%]	25.3 25
System Version	3.0.5.9
Test Specification	FCC Part 15.407 & ISET RSS-GEN
Test Method	26dB Bandwidth KDB789033 D02, C.1 / ISED RSS-GEN
TC Version	0.0.1
My Description	FCC 15.407 Bandwidths - WLAN5Gx ac-VHT40 mode U-NII-2C
Add. Information	

EUT Common Settings WLAN5Gx	
Number of Antenna Ports	4
User Interaction	No
Device Class UNII_1	AP indoor

Test Parameter	
Technology to test	WLAN5Gx ac-VHT40 mode U-NII-2C
Antenna Port used	3
Temperature	nom
Voltage	nom
Frequency low to test	False Freq [MHz] 5510
Frequency mid to test	False Freq [MHz] 5590
Frequency high to test	True Freq [MHz] 5670
Auto Control enabled Power Supply Climatic Box	No No
Additional Path Loss [dB]	0.5
Switched Path	EUT - SignalingUnit - SpectrumAnalyzer

Test Equipment	
Signal analyzer,Rohde&Schwarz,FSV-40,1307.9002K40/101042,3.70	
Switch matrix,CTCadvanced,SPM-4 NI DAQ,28016133,NI	

Test at TX 5670 MHz

RESULT: Reference Power cond.

Test Description	Lower Limit	Upper Limit	Measured	Unit	Verdict
Ref. Power 1MHz/1MHz cond.	---	---	12.53	dBm	INFO
Ref. Frequency	---	---	5666.600	MHz	INFO

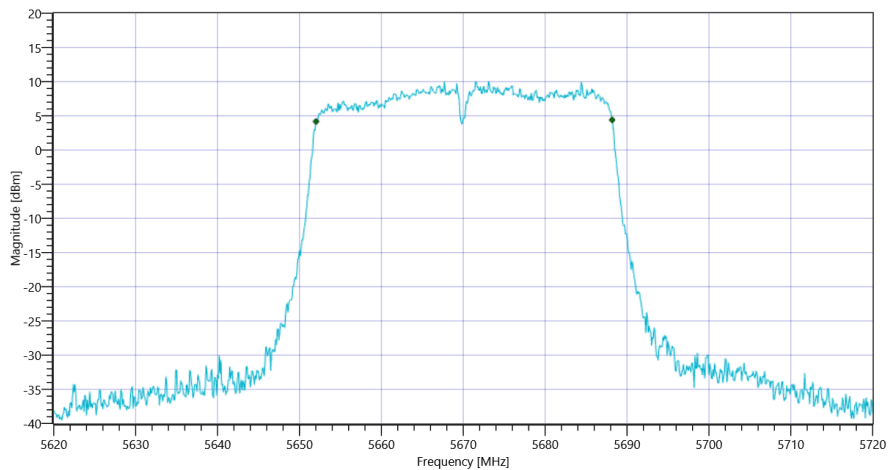
READ SA SETTINGS:

RefLevel [dBm] RefLevelOffset [dB] InpAtt [dB]	20.53 17.77 20
Start [MHz] Stop [MHz]	5620.000 5720.000
RBW [MHz] VBW [MHz]	0.500000 3.000000
Detector TraceMode	POS MAXH
Sweep: Time [ms] Count Points per Section Type	1 2500 1001 SWE

RESULT

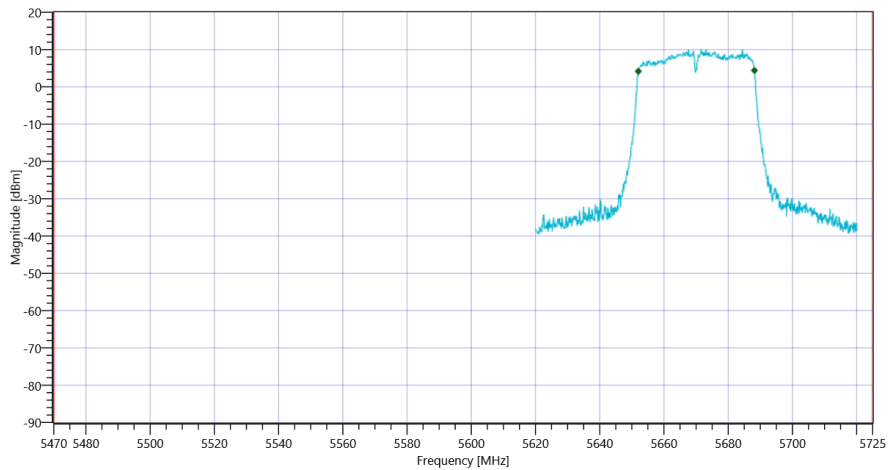
Test Description	Lower Limit	Upper Limit	Measured	Unit	Verdict
Bandwidth 99%	---	---	36.164	MHz	INFO
T1 99%	5470.000000	---	5652.0180	MHz	PASS since U-NII-3 is supported
T2 99%	---	5725.000000	5688.1818	MHz	

Plot: Bandwidth only



FCC Part 15.407 & ISED Bandwidths ~ WLAN5Gx ac-VHT40 mode U-NII-2C 99PCT

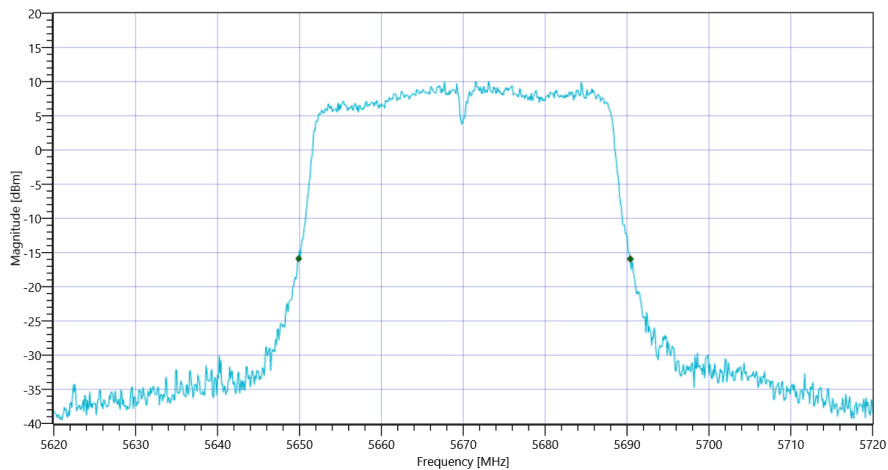
Plot: Bandwidth within Band



FCC Part 15.407 & ISED Bandwidths ~ WLAN5Gx ac-VHT40 mode U-NII-2C

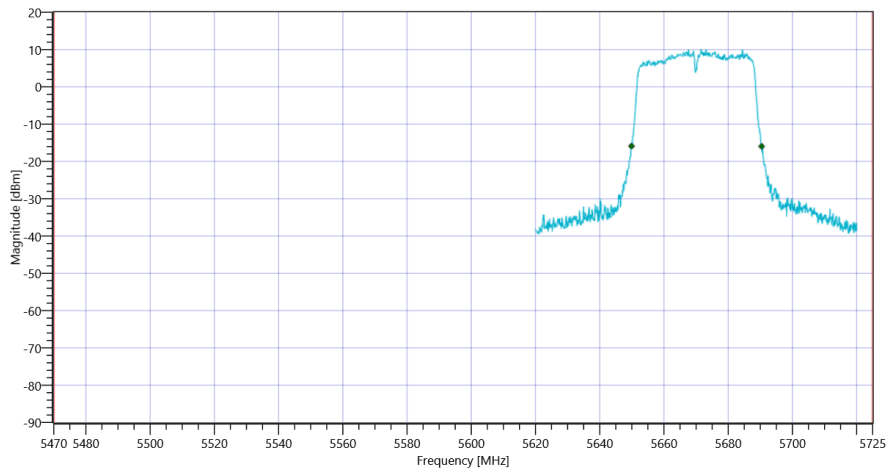
RESULT					
Test Description	Lower Limit	Upper Limit	Measured	Unit	Verdict
Bandwidth 20dB	---	---	40.5	MHz	INFO
T1 26dB	5470.000000	---	5649.9000	MHz	PASS since U-NII-3 is supported
T2 26dB	---	5725.000000	5690.4000	MHz	

Plot: Bandwidth only



FCC Part 15.407 & ISED Bandwidths ~ WLAN5Gx ac-VHT40 mode U-NII-2C 26dB

Plot: Bandwidth within Band



FCC Part 15.407 & ISSED Bandwidths ~ WLAN5Gx ac-VHT40 mode U-NII-2C

General verdict

PASS

FCC Part 15.407 & ISED Bandwidths ~ WLAN5Gx ac-VHT40 mode U-NII-2C

Test References	
TC Start	30.03.2022 02:18:12
Ambit Temp [°C] Humidity [rel%]	25.3 25
System Version	3.0.5.9
Test Specification	FCC Part 15.407 & ISET RSS-GEN
Test Method	26dB Bandwidth KDB789033 D02, C.1 / ISED RSS-GEN
TC Version	0.0.1
My Description	FCC 15.407 Bandwidths - WLAN5Gx ac-VHT40 mode U-NII-2C
Add. Information	

EUT Common Settings WLAN5Gx	
Number of Antenna Ports	4
User Interaction	No
Device Class UNII_1	AP indoor

Test Parameter	
Technology to test	WLAN5Gx ac-VHT40 mode U-NII-2C
Antenna Port used	2
Temperature	nom
Voltage	nom
Frequency low to test	False Freq [MHz] 5510
Frequency mid to test	False Freq [MHz] 5590
Frequency high to test	True Freq [MHz] 5670
Auto Control enabled Power Supply Climatic Box	No No
Additional Path Loss [dB]	0.5
Switched Path	EUT - SignalingUnit - SpectrumAnalyzer

Test Equipment	
Signal analyzer,Rohde&Schwarz,FSV-40,1307.9002K40/101042,3.70	
Switch matrix,CTCadvanced,SPM-4 NI DAQ,28016133,NI	

Test at TX 5670 MHz

RESULT: Reference Power cond.

Test Description	Lower Limit	Upper Limit	Measured	Unit	Verdict
Ref. Power 1MHz/1MHz cond.	---	---	10.95	dBm	INFO
Ref. Frequency	---	---	5656.010	MHz	INFO

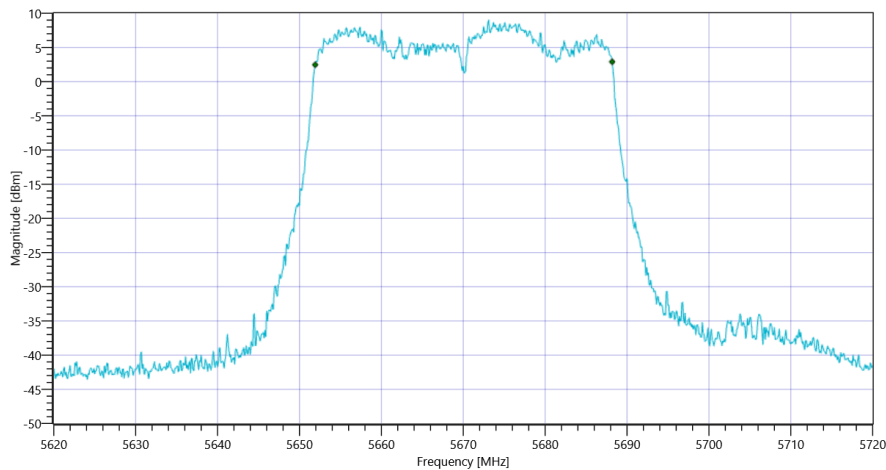
READ SA SETTINGS:

RefLevel [dBm] RefLevelOffset [dB] InpAtt [dB]	18.95 17.77 20
Start [MHz] Stop [MHz]	5620.000 5720.000
RBW [MHz] VBW [MHz]	0.500000 3.000000
Detector TraceMode	POS MAXH
Sweep: Time [ms] Count Points per Section Type	1 2500 1001 SWE

RESULT

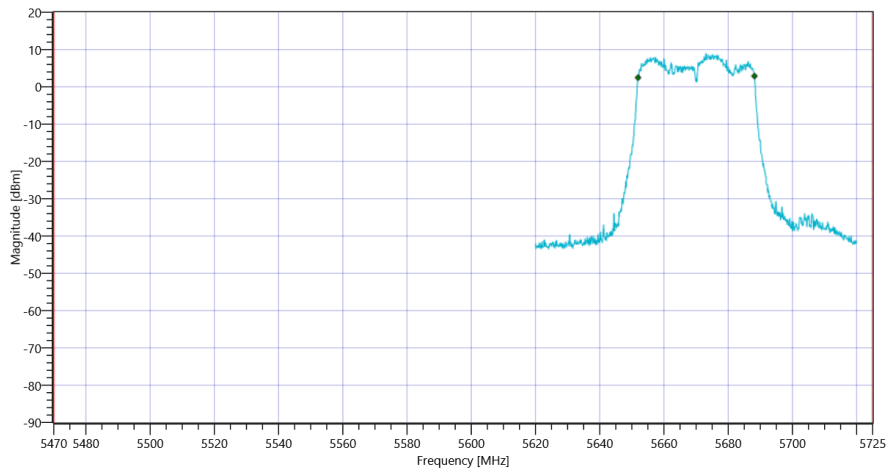
Test Description	Lower Limit	Upper Limit	Measured	Unit	Verdict
Bandwidth 99%	---	---	36.264	MHz	INFO
T1 99%	5470.000000	---	5651.9181	MHz	PASS since U-NII-3 is supported
T2 99%	---	5725.000000	5688.1818	MHz	

Plot: Bandwidth only



FCC Part 15.407 & ISED Bandwidths ~ WLAN5Gx ac-VHT40 mode U-NII-2C 99PCT

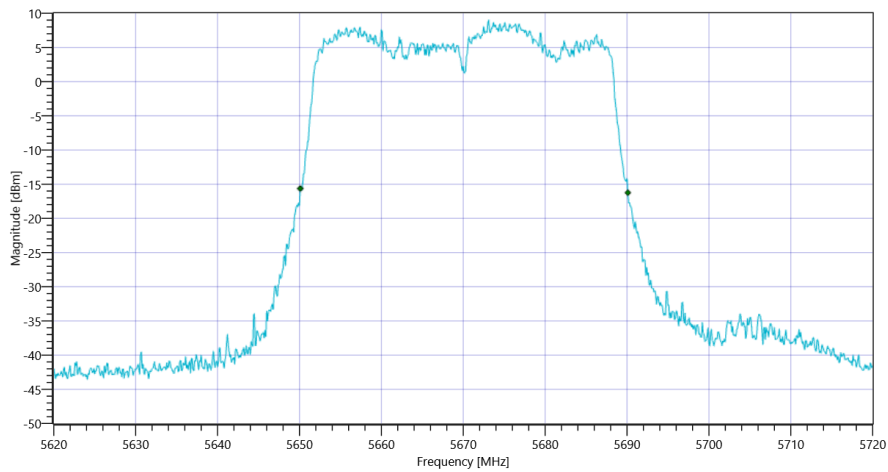
Plot: Bandwidth within Band



FCC Part 15.407 & ISSED Bandwidths ~ WLAN5Gx ac-VHT40 mode U-NII-2C

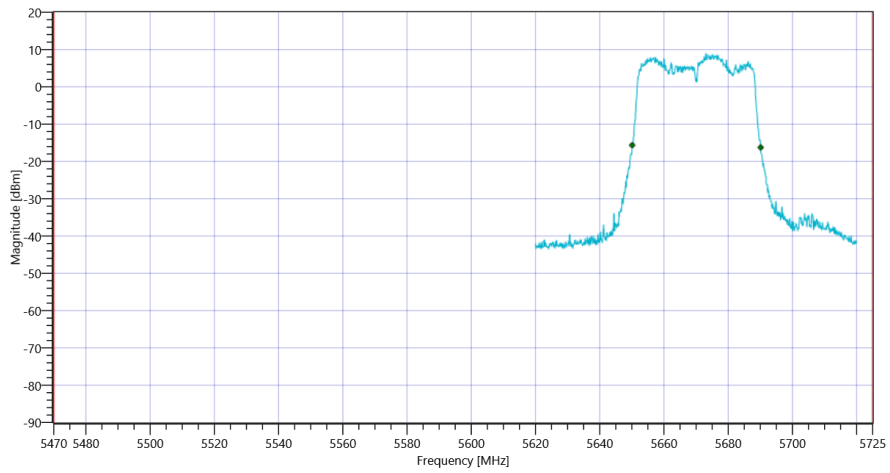
RESULT					
Test Description	Lower Limit	Upper Limit	Measured	Unit	Verdict
Bandwidth 20dB	---	---	40	MHz	INFO
T1 26dB	5470.000000	---	5650.1000	MHz	PASS since U-NII-3 is supported
T2 26dB	---	5725.000000	5690.1000	MHz	

Plot: Bandwidth only



FCC Part 15.407 & ISSED Bandwidths ~ WLAN5Gx ac-VHT40 mode U-NII-2C 26dB

Plot: Bandwidth within Band



FCC Part 15.407 & ISSED Bandwidths ~ WLAN5Gx ac-VHT40 mode U-NII-2C

General verdict

PASS

FCC Part 15.407 & ISED Bandwidths ~ WLAN5Gx ac-VHT40 mode U-NII-2C

Test References	
TC Start	30.03.2022 02:14:58
Ambit Temp [°C] Humidity [rel%]	25.3 25
System Version	3.0.5.9
Test Specification	FCC Part 15.407 & ISET RSS-GEN
Test Method	26dB Bandwidth KDB789033 D02, C.1 / ISED RSS-GEN
TC Version	0.0.1
My Description	FCC 15.407 Bandwidths - WLAN5Gx ac-VHT40 mode U-NII-2C
Add. Information	

EUT Common Settings WLAN5Gx	
Number of Antenna Ports	4
User Interaction	No
Device Class UNII_1	AP indoor

Test Parameter	
Technology to test	WLAN5Gx ac-VHT40 mode U-NII-2C
Antenna Port used	1
Temperature	nom
Voltage	nom
Frequency low to test	False Freq [MHz] 5510
Frequency mid to test	False Freq [MHz] 5590
Frequency high to test	True Freq [MHz] 5670
Auto Control enabled Power Supply Climatic Box	No No
Additional Path Loss [dB]	0.5
Switched Path	EUT - SignalingUnit - SpectrumAnalyzer

Test Equipment	
Signal analyzer,Rohde&Schwarz,FSV-40,1307.9002K40/101042,3.70	
Switch matrix,CTCadvanced,SPM-4 NI DAQ,28016133,NI	

Test at TX 5670 MHz

RESULT: Reference Power cond.

Test Description	Lower Limit	Upper Limit	Measured	Unit	Verdict
Ref. Power 1MHz/1MHz cond.	---	---	10.85	dBm	INFO
Ref. Frequency	---	---	5666.800	MHz	INFO

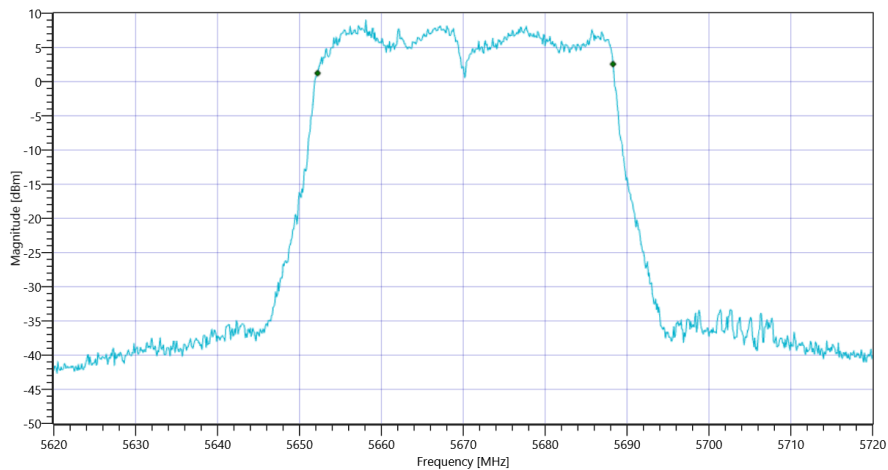
READ SA SETTINGS:

RefLevel [dBm] RefLevelOffset [dB] InpAtt [dB]	18.85 17.77 20
Start [MHz] Stop [MHz]	5620.000 5720.000
RBW [MHz] VBW [MHz]	0.500000 3.000000
Detector TraceMode	POS MAXH
Sweep: Time [ms] Count Points per Section Type	1 2500 1001 SWE

RESULT

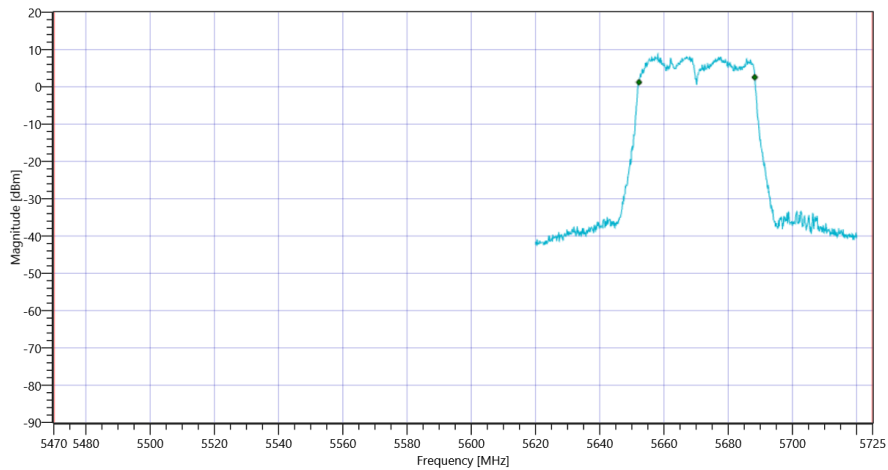
Test Description	Lower Limit	Upper Limit	Measured	Unit	Verdict
Bandwidth 99%	---	---	36.064	MHz	INFO
T1 99%	5470.000000	---	5652.2178	MHz	PASS since U-NII-3 is supported
T2 99%	---	5725.000000	5688.2817	MHz	

Plot: Bandwidth only



FCC Part 15.407 & ISSED Bandwidths ~ WLAN5Gx ac-VHT40 mode U-NII-2C 99PCT

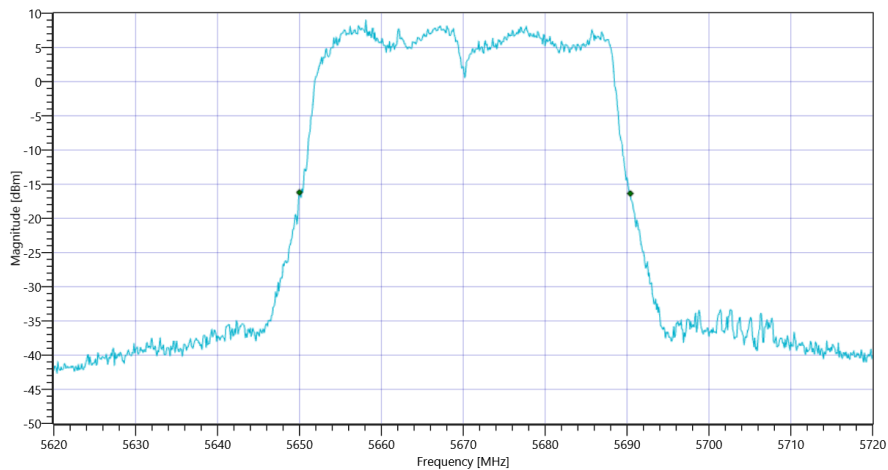
Plot: Bandwidth within Band



FCC Part 15.407 & ISSED Bandwidths ~ WLAN5Gx ac-VHT40 mode U-NII-2C

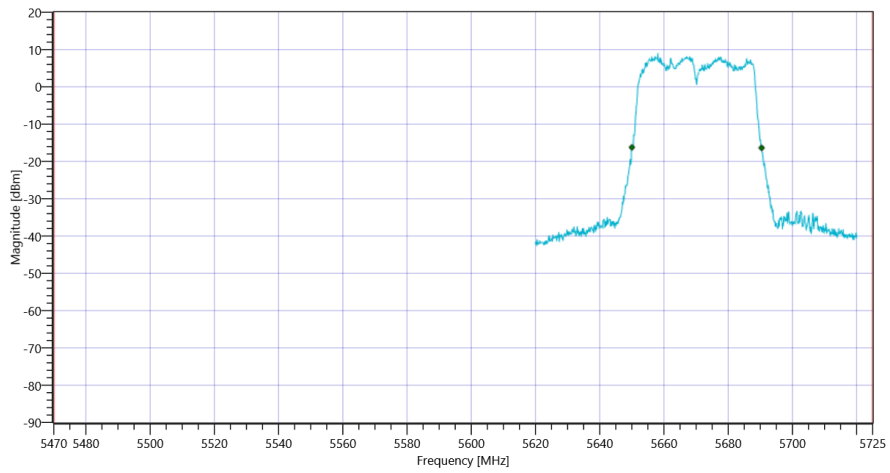
RESULT					
Test Description	Lower Limit	Upper Limit	Measured	Unit	Verdict
Bandwidth 20dB	---	---	40.4	MHz	INFO
T1 26dB	5470.000000	---	5650.0000	MHz	PASS since U-NII-3 is supported
T2 26dB	---	5725.000000	5690.4000	MHz	

Plot: Bandwidth only



FCC Part 15.407 & ISSED Bandwidths ~ WLAN5Gx ac-VHT40 mode U-NII-2C 26dB

Plot: Bandwidth within Band



FCC Part 15.407 & ISSED Bandwidths ~ WLAN5Gx ac-VHT40 mode U-NII-2C

General verdict

PASS

FCC Part 15.407 & ISED Bandwidths ~ WLAN5Gx ac-VHT40 mode U-NII-2C

Test References	
TC Start	30.03.2022 02:11:25
Ambit Temp [°C] Humidity [rel%]	25.3 25
System Version	3.0.5.9
Test Specification	FCC Part 15.407 & ISET RSS-GEN
Test Method	26dB Bandwidth KDB789033 D02, C.1 / ISED RSS-GEN
TC Version	0.0.1
My Description	FCC 15.407 Bandwidths - WLAN5Gx ac-VHT40 mode U-NII-2C
Add. Information	

EUT Common Settings WLAN5Gx	
Number of Antenna Ports	4
User Interaction	No
Device Class UNII_1	AP indoor

Test Parameter	
Technology to test	WLAN5Gx ac-VHT40 mode U-NII-2C
Antenna Port used	4
Temperature	nom
Voltage	nom
Frequency low to test	False Freq [MHz] 5510
Frequency mid to test	True Freq [MHz] 5590
Frequency high to test	False Freq [MHz] 5670
Auto Control enabled Power Supply Climatic Box	No No
Additional Path Loss [dB]	0.5
Switched Path	EUT - SignalingUnit - SpectrumAnalyzer

Test Equipment	
Signal analyzer,Rohde&Schwarz,FSV-40,1307.9002K40/101042,3.70	
Switch matrix,CTCadvanced,SPM-4 NI DAQ,28016133,NI	

Test at TX 5590 MHz

RESULT: Reference Power cond.

Test Description	Lower Limit	Upper Limit	Measured	Unit	Verdict
Ref. Power 1MHz/1MHz cond.	---	---	11.08	dBm	INFO
Ref. Frequency	---	---	5591.600	MHz	INFO

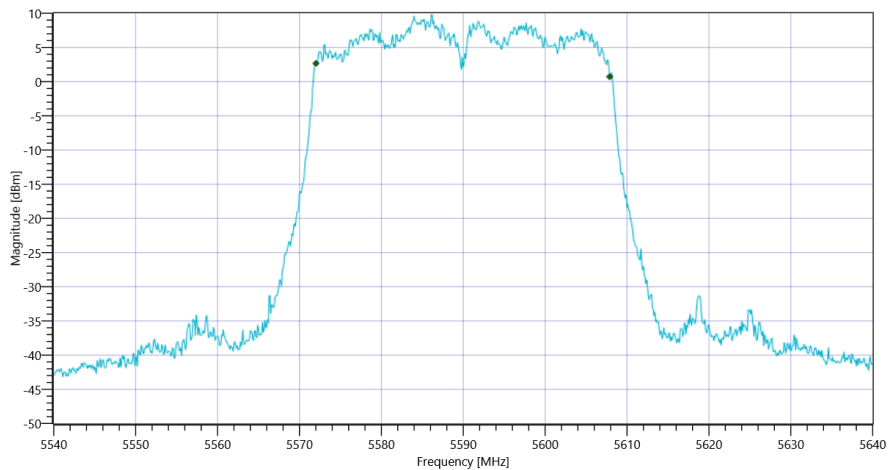
READ SA SETTINGS:

RefLevel [dBm] RefLevelOffset [dB] InpAtt [dB]	19.08 18.12 20
Start [MHz] Stop [MHz]	5540.000 5640.000
RBW [MHz] VBW [MHz]	0.500000 3.000000
Detector TraceMode	POS MAXH
Sweep: Time [ms] Count Points per Section Type	1 2500 1001 SWE

RESULT

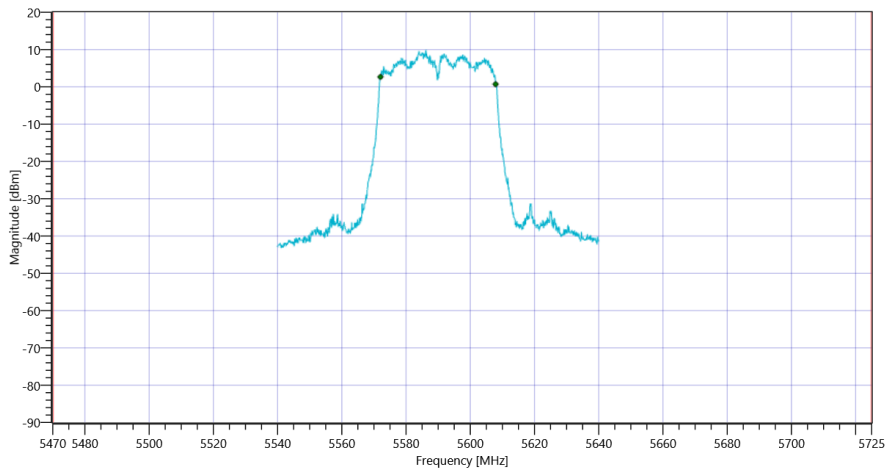
Test Description	Lower Limit	Upper Limit	Measured	Unit	Verdict
Bandwidth 99%	---	---	35.864	MHz	INFO
T1 99%	5470.000000	---	5572.0180	MHz	PASS since U-NII-3 is supported
T2 99%	---	5725.000000	5607.8821	MHz	

Plot: Bandwidth only



FCC Part 15.407 & ISED Bandwidths ~ WLAN5Gx ac-VHT40 mode U-NII-2C 99PCT

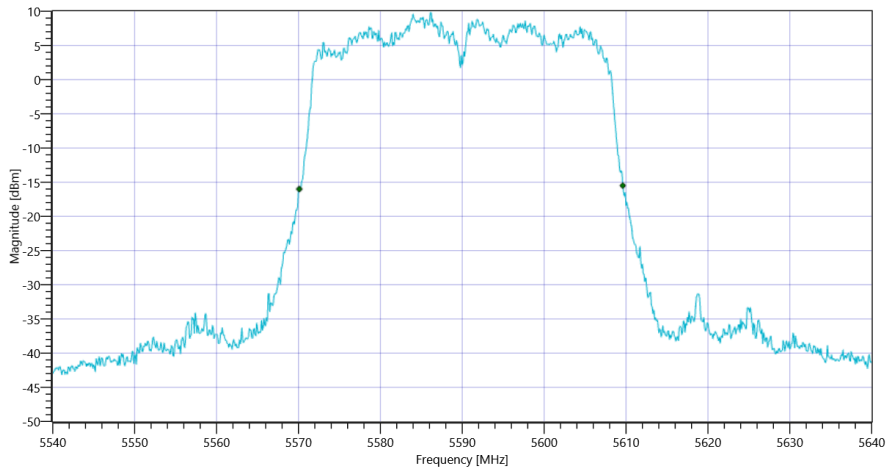
Plot: Bandwidth within Band



FCC Part 15.407 & ISSED Bandwidths ~ WLAN5Gx ac-VHT40 mode U-NII-2C

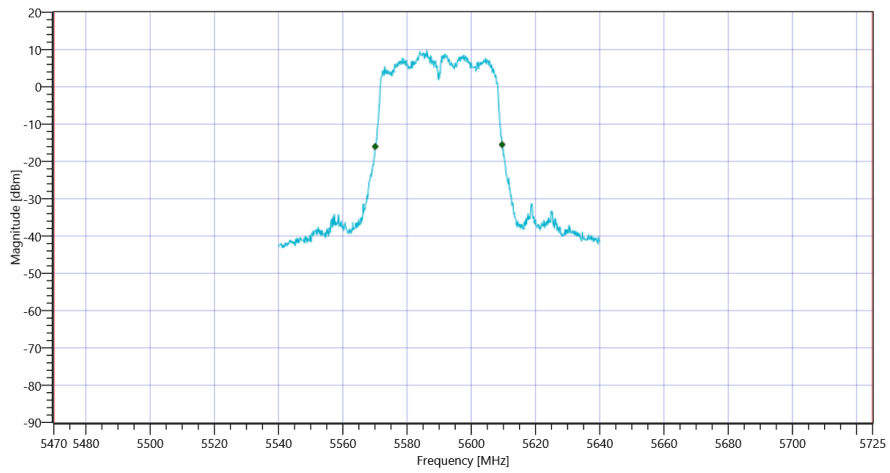
RESULT					
Test Description	Lower Limit	Upper Limit	Measured	Unit	Verdict
Bandwidth 20dB	---	---	39.5	MHz	INFO
T1 26dB	5470.000000	---	5570.1000	MHz	PASS since U-NII-3 is supported
T2 26dB	---	5725.000000	5609.6000	MHz	

Plot: Bandwidth only



FCC Part 15.407 & ISSED Bandwidths ~ WLAN5Gx ac-VHT40 mode U-NII-2C 26dB

Plot: Bandwidth within Band



FCC Part 15.407 & ISSED Bandwidths ~ WLAN5Gx ac-VHT40 mode U-NII-2C

General verdict

PASS

FCC Part 15.407 & ISED Bandwidths ~ WLAN5Gx ac-VHT40 mode U-NII-2C

Test References	
TC Start	30.03.2022 02:08:09
Ambit Temp [°C] Humidity [rel%]	25.3 25
System Version	3.0.5.9
Test Specification	FCC Part 15.407 & ISET RSS-GEN
Test Method	26dB Bandwidth KDB789033 D02, C.1 / ISED RSS-GEN
TC Version	0.0.1
My Description	FCC 15.407 Bandwidths - WLAN5Gx ac-VHT40 mode U-NII-2C
Add. Information	

EUT Common Settings WLAN5Gx	
Number of Antenna Ports	4
User Interaction	No
Device Class UNII_1	AP indoor

Test Parameter	
Technology to test	WLAN5Gx ac-VHT40 mode U-NII-2C
Antenna Port used	3
Temperature	nom
Voltage	nom
Frequency low to test	False Freq [MHz] 5510
Frequency mid to test	True Freq [MHz] 5590
Frequency high to test	False Freq [MHz] 5670
Auto Control enabled Power Supply Climatic Box	No No
Additional Path Loss [dB]	0.5
Switched Path	EUT - SignalingUnit - SpectrumAnalyzer

Test Equipment	
Signal analyzer,Rohde&Schwarz,FSV-40,1307.9002K40/101042,3.70	
Switch matrix,CTCadvanced,SPM-4 NI DAQ,28016133,NI	

Test at TX 5590 MHz

RESULT: Reference Power cond.

Test Description	Lower Limit	Upper Limit	Measured	Unit	Verdict
Ref. Power 1MHz/1MHz cond.	---	---	12.25	dBm	INFO
Ref. Frequency	---	---	5593.400	MHz	INFO

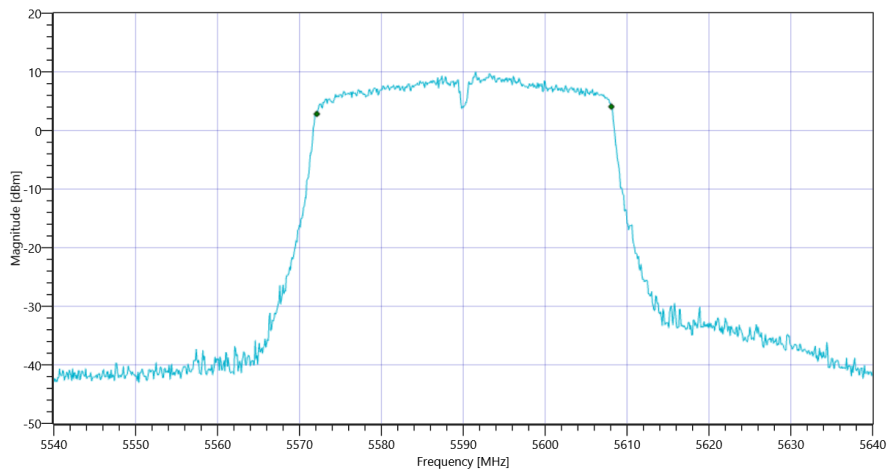
READ SA SETTINGS:

RefLevel [dBm] RefLevelOffset [dB] InpAtt [dB]	20.25 18.12 20
Start [MHz] Stop [MHz]	5540.000 5640.000
RBW [MHz] VBW [MHz]	0.500000 3.000000
Detector TraceMode	POS MAXH
Sweep: Time [ms] Count Points per Section Type	1 2500 1001 SWE

RESULT

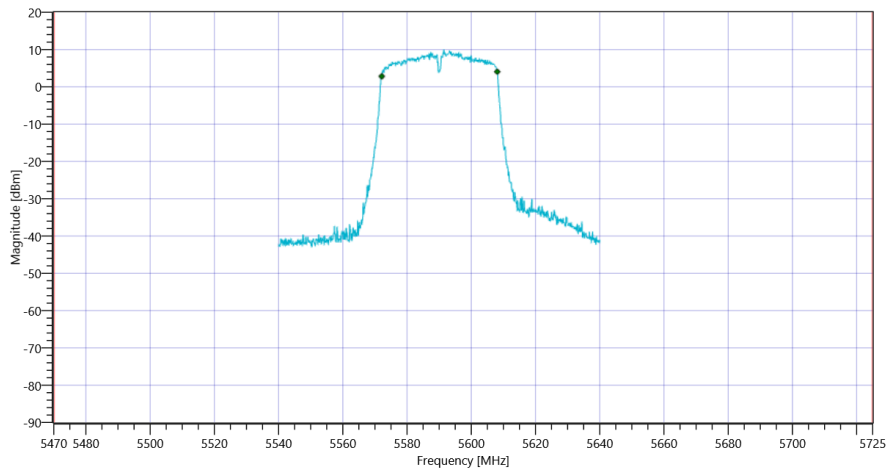
Test Description	Lower Limit	Upper Limit	Measured	Unit	Verdict
Bandwidth 99%	---	---	35.964	MHz	INFO
T1 99%	5470.000000	---	5572.1179	MHz	PASS since U-NII-3 is supported
T2 99%	---	5725.000000	5608.0819	MHz	

Plot: Bandwidth only



FCC Part 15.407 & ISCED Bandwidths ~ WLAN5Gx ac-VHT40 mode U-NII-2C 99PCT

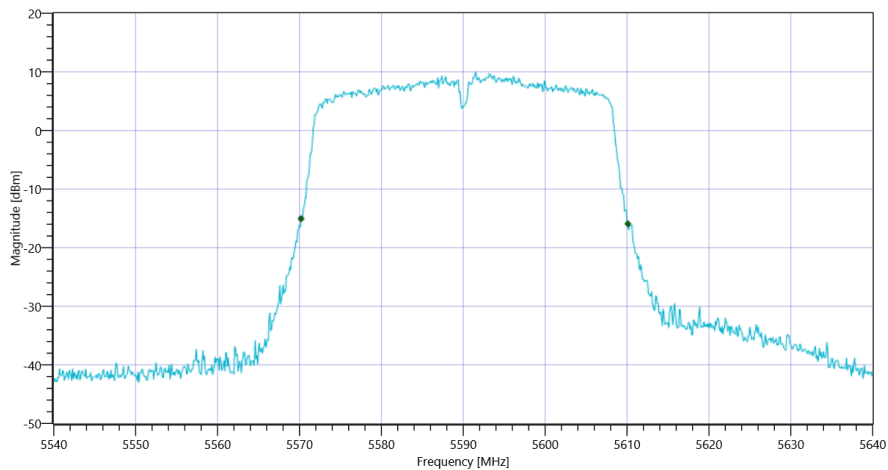
Plot: Bandwidth within Band



FCC Part 15.407 & ISSED Bandwidths ~ WLAN5Gx ac-VHT40 mode U-NII-2C

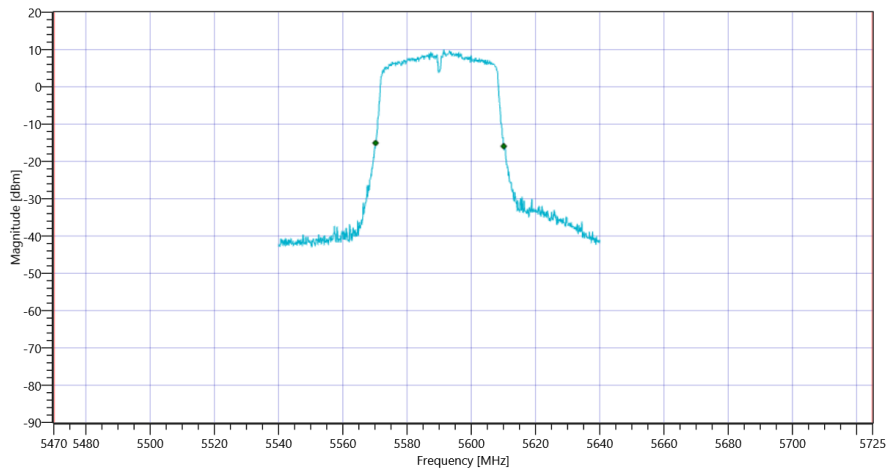
RESULT					
Test Description	Lower Limit	Upper Limit	Measured	Unit	Verdict
Bandwidth 20dB	---	---	39.9	MHz	INFO
T1 26dB	5470.000000	---	5570.2000	MHz	PASS since U-NII-3 is supported
T2 26dB	---	5725.000000	5610.1000	MHz	

Plot: Bandwidth only



FCC Part 15.407 & ISSED Bandwidths ~ WLAN5Gx ac-VHT40 mode U-NII-2C 26dB

Plot: Bandwidth within Band



FCC Part 15.407 & ISSED Bandwidths ~ WLAN5Gx ac-VHT40 mode U-NII-2C

General verdict

PASS

FCC Part 15.407 & ISED Bandwidths ~ WLAN5Gx ac-VHT40 mode U-NII-2C

Test References	
TC Start	30.03.2022 02:04:52
Ambit Temp [°C] Humidity [rel%]	25.3 25
System Version	3.0.5.9
Test Specification	FCC Part 15.407 & ISET RSS-GEN
Test Method	26dB Bandwidth KDB789033 D02, C.1 / ISED RSS-GEN
TC Version	0.0.1
My Description	FCC 15.407 Bandwidths - WLAN5Gx ac-VHT40 mode U-NII-2C
Add. Information	

EUT Common Settings WLAN5Gx	
Number of Antenna Ports	4
User Interaction	No
Device Class UNII_1	AP indoor

Test Parameter	
Technology to test	WLAN5Gx ac-VHT40 mode U-NII-2C
Antenna Port used	2
Temperature	nom
Voltage	nom
Frequency low to test	False Freq [MHz] 5510
Frequency mid to test	True Freq [MHz] 5590
Frequency high to test	False Freq [MHz] 5670
Auto Control enabled Power Supply Climatic Box	No No
Additional Path Loss [dB]	0.5
Switched Path	EUT - SignalingUnit - SpectrumAnalyzer

Test Equipment	
Signal analyzer,Rohde&Schwarz,FSV-40,1307.9002K40/101042,3.70	
Switch matrix,CTCadvanced,SPM-4 NI DAQ,28016133,NI	

Test at TX 5590 MHz

RESULT: Reference Power cond.

Test Description	Lower Limit	Upper Limit	Measured	Unit	Verdict
Ref. Power 1MHz/1MHz cond.	---	---	10.35	dBm	INFO
Ref. Frequency	---	---	5595.790	MHz	INFO

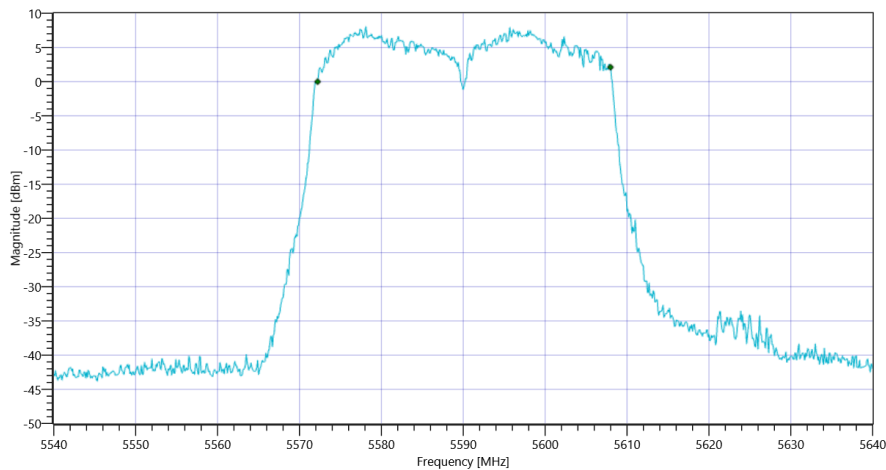
READ SA SETTINGS:

RefLevel [dBm] RefLevelOffset [dB] InpAtt [dB]	18.35 18.12 20
Start [MHz] Stop [MHz]	5540.000 5640.000
RBW [MHz] VBW [MHz]	0.500000 3.000000
Detector TraceMode	POS MAXH
Sweep: Time [ms] Count Points per Section Type	1 2500 1001 SWE

RESULT

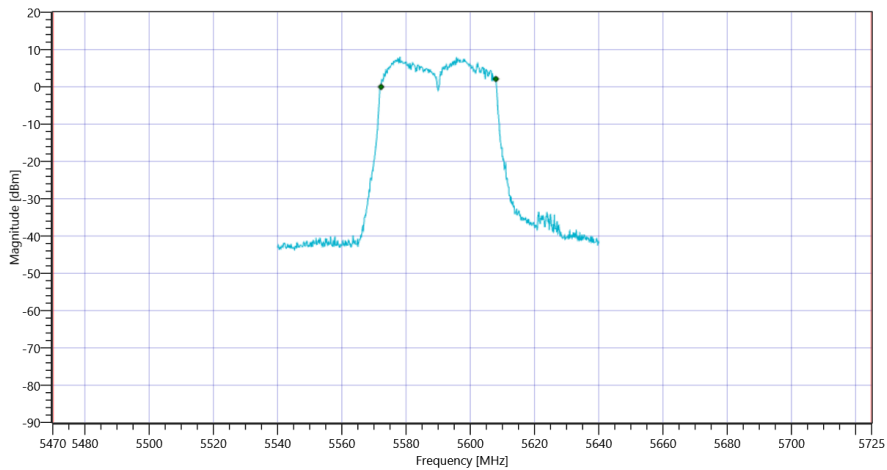
Test Description	Lower Limit	Upper Limit	Measured	Unit	Verdict
Bandwidth 99%	---	---	35.764	MHz	INFO
T1 99%	5470.000000	---	5572.2178	MHz	PASS since U-NII-3 is supported
T2 99%	---	5725.000000	5607.9820	MHz	

Plot: Bandwidth only



FCC Part 15.407 & ISCED Bandwidths ~ WLAN5Gx ac-VHT40 mode U-NII-2C 99PCT

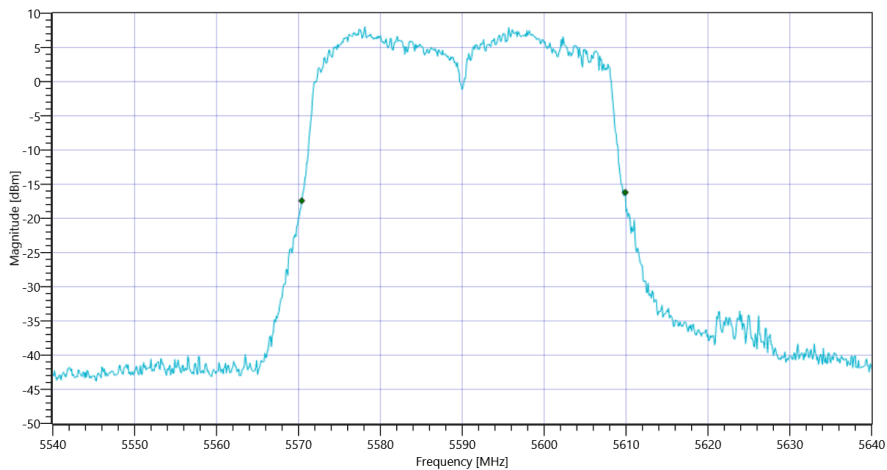
Plot: Bandwidth within Band



FCC Part 15.407 & ISSED Bandwidths ~ WLAN5Gx ac-VHT40 mode U-NII-2C

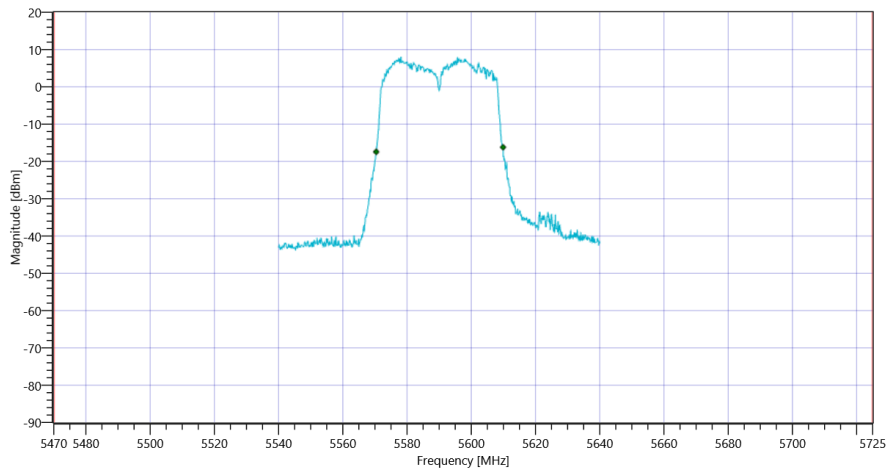
RESULT						
Test Description	Lower Limit	Upper Limit	Measured	Unit	Verdict	
Bandwidth 20dB	---	---	39.5	MHz	INFO	
T1 26dB	5470.000000	---	5570.4000	MHz	PASS since U-NII-3 is supported	
T2 26dB	---	5725.000000	5609.9000	MHz		

Plot: Bandwidth only



FCC Part 15.407 & ISSED Bandwidths ~ WLAN5Gx ac-VHT40 mode U-NII-2C 26dB

Plot: Bandwidth within Band



FCC Part 15.407 & ISSED Bandwidths ~ WLAN5Gx ac-VHT40 mode U-NII-2C

General verdict

PASS

FCC Part 15.407 & ISED Bandwidths ~ WLAN5Gx ac-VHT40 mode U-NII-2C

Test References	
TC Start	30.03.2022 02:01:38
Ambit Temp [°C] Humidity [rel%]	25.2 25
System Version	3.0.5.9
Test Specification	FCC Part 15.407 & ISET RSS-GEN
Test Method	26dB Bandwidth KDB789033 D02, C.1 / ISED RSS-GEN
TC Version	0.0.1
My Description	FCC 15.407 Bandwidths - WLAN5Gx ac-VHT40 mode U-NII-2C
Add. Information	

EUT Common Settings WLAN5Gx	
Number of Antenna Ports	4
User Interaction	No
Device Class UNII_1	AP indoor

Test Parameter	
Technology to test	WLAN5Gx ac-VHT40 mode U-NII-2C
Antenna Port used	1
Temperature	nom
Voltage	nom
Frequency low to test	False Freq [MHz] 5510
Frequency mid to test	True Freq [MHz] 5590
Frequency high to test	False Freq [MHz] 5670
Auto Control enabled Power Supply Climatic Box	No No
Additional Path Loss [dB]	0.5
Switched Path	EUT - SignalingUnit - SpectrumAnalyzer

Test Equipment	
Signal analyzer,Rohde&Schwarz,FSV-40,1307.9002K40/101042,3.70	
Switch matrix,CTCadvanced,SPM-4 NI DAQ,28016133,NI	

Test at TX 5590 MHz

RESULT: Reference Power cond.

Test Description	Lower Limit	Upper Limit	Measured	Unit	Verdict
Ref. Power 1MHz/1MHz cond.	---	---	9.88	dBm	INFO
Ref. Frequency	---	---	5585.600	MHz	INFO

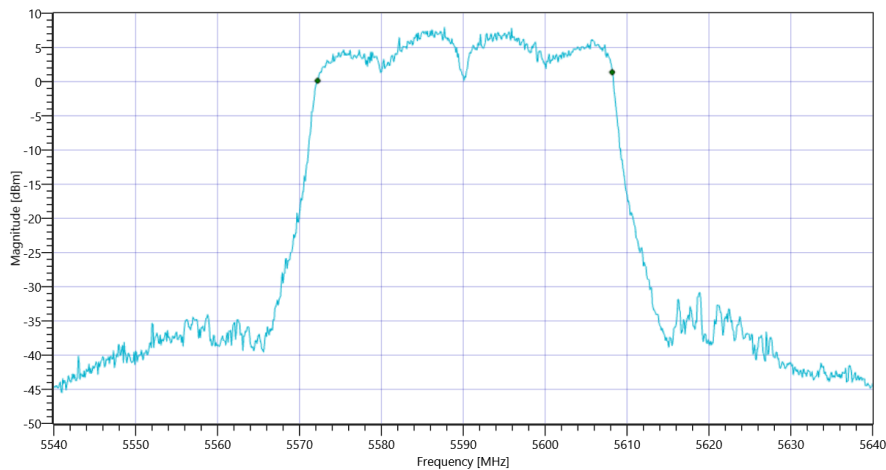
READ SA SETTINGS:

RefLevel [dBm] RefLevelOffset [dB] InpAtt [dB]	17.88 18.12 15
Start [MHz] Stop [MHz]	5540.000 5640.000
RBW [MHz] VBW [MHz]	0.500000 3.000000
Detector TraceMode	POS MAXH
Sweep: Time [ms] Count Points per Section Type	1 2500 1001 SWE

RESULT

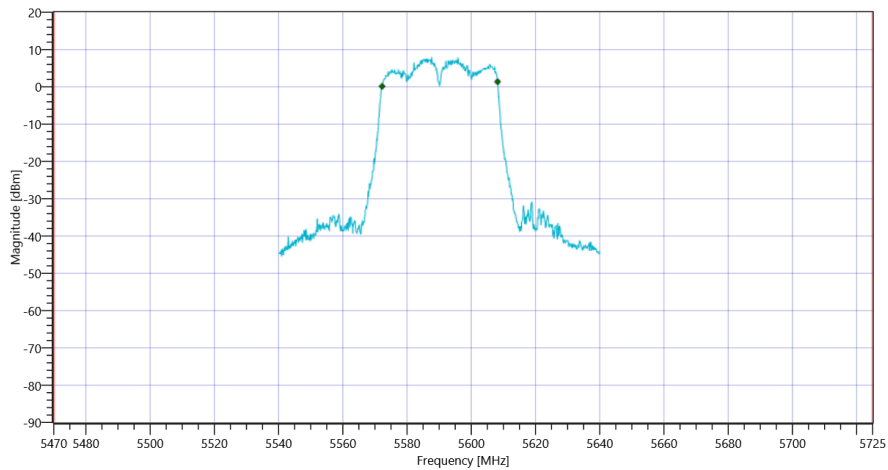
Test Description	Lower Limit	Upper Limit	Measured	Unit	Verdict
Bandwidth 99%	---	---	35.964	MHz	INFO
T1 99%	5470.000000	---	5572.2178	MHz	PASS since U-NII-3 is supported
T2 99%	---	5725.000000	5608.1818	MHz	

Plot: Bandwidth only



FCC Part 15.407 & ISED Bandwidths ~ WLAN5Gx ac-VHT40 mode U-NII-2C 99PCT

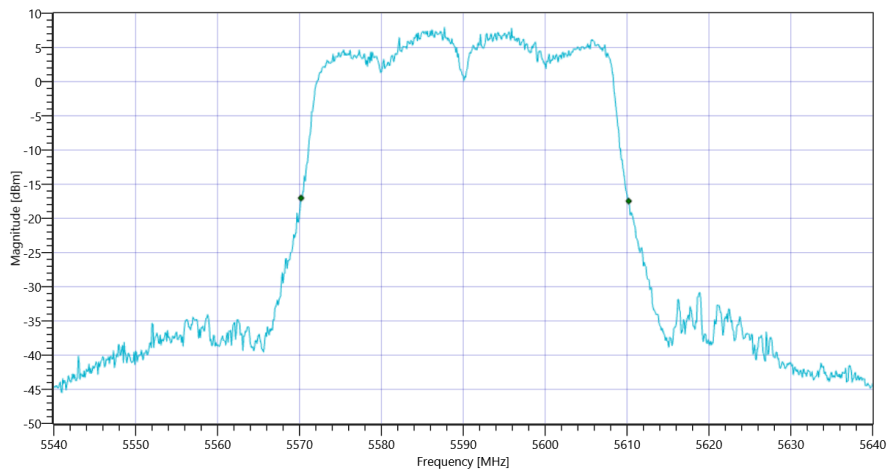
Plot: Bandwidth within Band



FCC Part 15.407 & ISSED Bandwidths ~ WLAN5Gx ac-VHT40 mode U-NII-2C

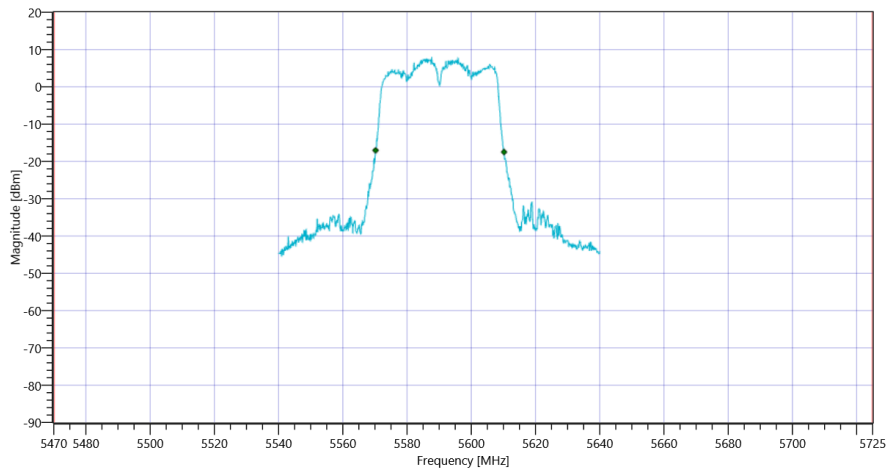
RESULT					
Test Description	Lower Limit	Upper Limit	Measured	Unit	Verdict
Bandwidth 20dB	---	---	40	MHz	INFO
T1 26dB	5470.000000	---	5570.2000	MHz	PASS since U-NII-3 is supported
T2 26dB	---	5725.000000	5610.2000	MHz	

Plot: Bandwidth only



FCC Part 15.407 & ISSED Bandwidths ~ WLAN5Gx ac-VHT40 mode U-NII-2C 26dB

Plot: Bandwidth within Band



FCC Part 15.407 & ISSED Bandwidths ~ WLAN5Gx ac-VHT40 mode U-NII-2C

General verdict

PASS

FCC Part 15.407 & ISED Bandwidths ~ WLAN5Gx ac-VHT40 mode U-NII-2C

Test References	
TC Start	30.03.2022 01:58:11
Ambit Temp [°C] Humidity [rel%]	25.2 25
System Version	3.0.5.9
Test Specification	FCC Part 15.407 & ISET RSS-GEN
Test Method	26dB Bandwidth KDB789033 D02, C.1 / ISED RSS-GEN
TC Version	0.0.1
My Description	FCC 15.407 Bandwidths - WLAN5Gx ac-VHT40 mode U-NII-2C
Add. Information	

EUT Common Settings WLAN5Gx	
Number of Antenna Ports	4
User Interaction	No
Device Class UNII_1	AP indoor

Test Parameter	
Technology to test	WLAN5Gx ac-VHT40 mode U-NII-2C
Antenna Port used	4
Temperature	nom
Voltage	nom
Frequency low to test	True Freq [MHz] 5510
Frequency mid to test	False Freq [MHz] 5590
Frequency high to test	False Freq [MHz] 5670
Auto Control enabled Power Supply Climatic Box	No No
Additional Path Loss [dB]	0.5
Switched Path	EUT - SignalingUnit - SpectrumAnalyzer

Test Equipment	
Signal analyzer,Rohde&Schwarz,FSV-40,1307.9002K40/101042,3.70	
Switch matrix,CTCadvanced,SPM-4 NI DAQ,28016133,NI	

Test at TX 5510 MHz

RESULT: Reference Power cond.

Test Description	Lower Limit	Upper Limit	Measured	Unit	Verdict
Ref. Power 1MHz/1MHz cond.	---	---	11.34	dBm	INFO
Ref. Frequency	---	---	5505.200	MHz	INFO

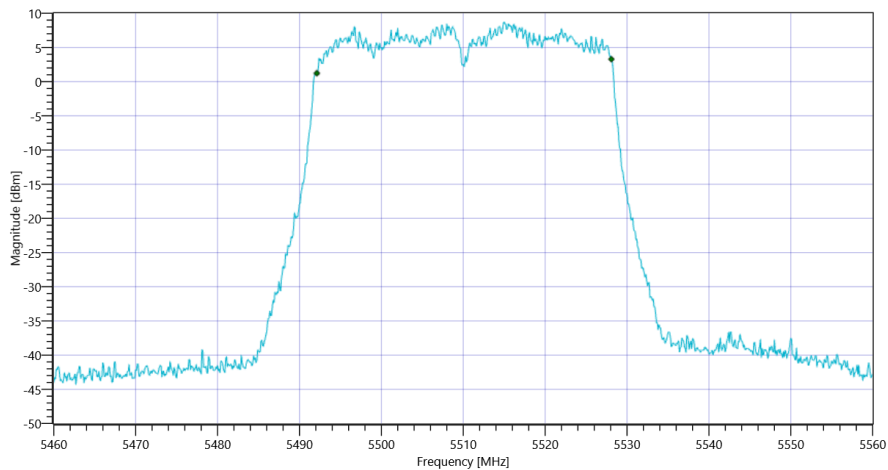
READ SA SETTINGS:

RefLevel [dBm] RefLevelOffset [dB] InpAtt [dB]	19.34 17.59 20
Start [MHz] Stop [MHz]	5460.000 5560.000
RBW [MHz] VBW [MHz]	0.500000 3.000000
Detector TraceMode	POS MAXH
Sweep: Time [ms] Count Points per Section Type	1 2500 1001 SWE

RESULT

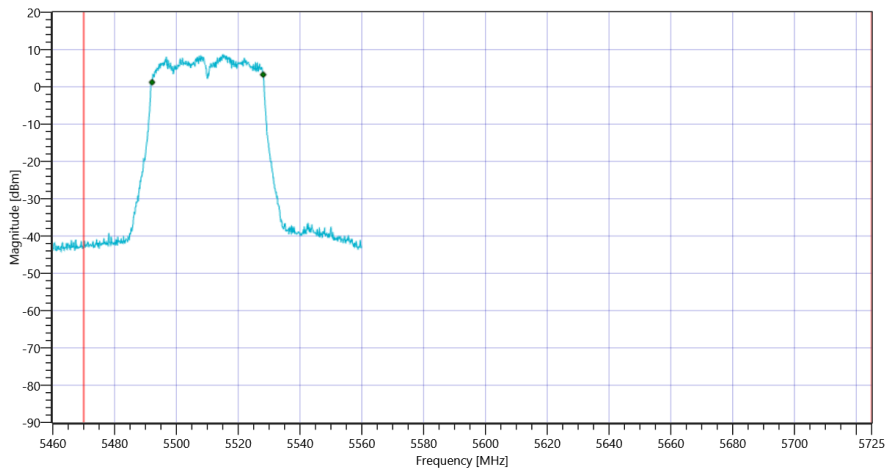
Test Description	Lower Limit	Upper Limit	Measured	Unit	Verdict
Bandwidth 99%	---	---	35.964	MHz	INFO
T1 99%	5470.000000	---	5492.1179	MHz	PASS since U-NII-3 is supported
T2 99%	---	5725.000000	5528.0819	MHz	

Plot: Bandwidth only



FCC Part 15.407 & ISED Bandwidths ~ WLAN5Gx ac-VHT40 mode U-NII-2C 99PCT

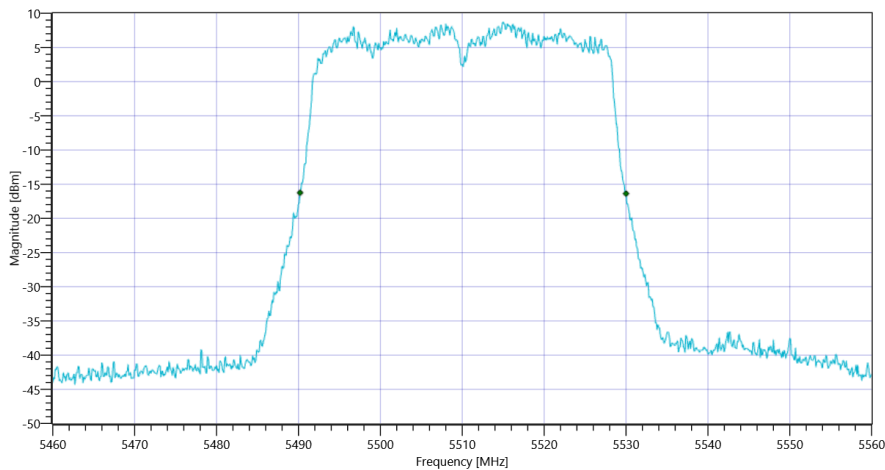
Plot: Bandwidth within Band



FCC Part 15.407 & ISSED Bandwidths ~ WLAN5Gx ac-VHT40 mode U-NII-2C

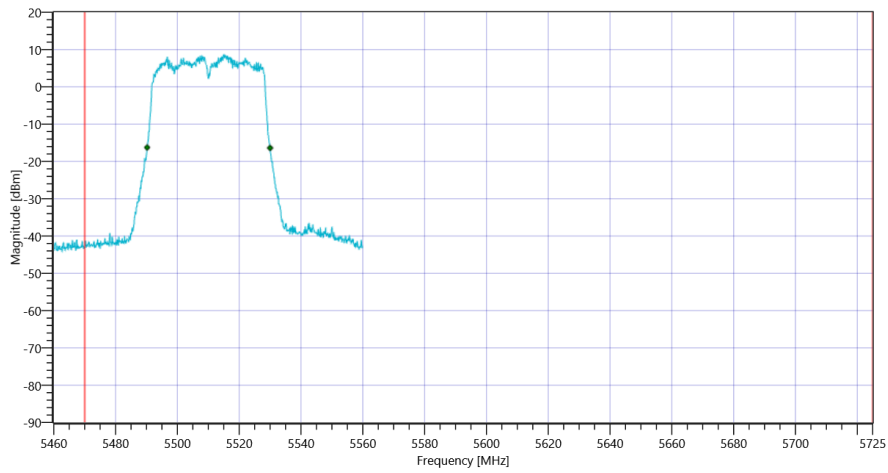
RESULT						
Test Description	Lower Limit	Upper Limit	Measured	Unit	Verdict	
Bandwidth 20dB	---	---	39.8	MHz	INFO	
T1 26dB	5470.000000	---	5490.2000	MHz	PASS since U-NII-3 is supported	
T2 26dB	---	5725.000000	5530.0000	MHz		

Plot: Bandwidth only



FCC Part 15.407 & ISSED Bandwidths ~ WLAN5Gx ac-VHT40 mode U-NII-2C 26dB

Plot: Bandwidth within Band



FCC Part 15.407 & ISSED Bandwidths ~ WLAN5Gx ac-VHT40 mode U-NII-2C

General verdict

PASS

FCC Part 15.407 & ISED Bandwidths ~ WLAN5Gx ac-VHT40 mode U-NII-2C

Test References	
TC Start	30.03.2022 01:54:58
Ambit Temp [°C] Humidity [rel%]	25.2 25
System Version	3.0.5.9
Test Specification	FCC Part 15.407 & ISET RSS-GEN
Test Method	26dB Bandwidth KDB789033 D02, C.1 / ISED RSS-GEN
TC Version	0.0.1
My Description	FCC 15.407 Bandwidths - WLAN5Gx ac-VHT40 mode U-NII-2C
Add. Information	

EUT Common Settings WLAN5Gx	
Number of Antenna Ports	4
User Interaction	No
Device Class UNII_1	AP indoor

Test Parameter	
Technology to test	WLAN5Gx ac-VHT40 mode U-NII-2C
Antenna Port used	3
Temperature	nom
Voltage	nom
Frequency low to test	True Freq [MHz] 5510
Frequency mid to test	False Freq [MHz] 5590
Frequency high to test	False Freq [MHz] 5670
Auto Control enabled Power Supply Climatic Box	No No
Additional Path Loss [dB]	0.5
Switched Path	EUT - SignalingUnit - SpectrumAnalyzer

Test Equipment	
Signal analyzer,Rohde&Schwarz,FSV-40,1307.9002K40/101042,3.70	
Switch matrix,CTCadvanced,SPM-4 NI DAQ,28016133,NI	

Test at TX 5510 MHz

RESULT: Reference Power cond.

Test Description	Lower Limit	Upper Limit	Measured	Unit	Verdict
Ref. Power 1MHz/1MHz cond.	---	---	7.69	dBm	INFO
Ref. Frequency	---	---	5495.210	MHz	INFO

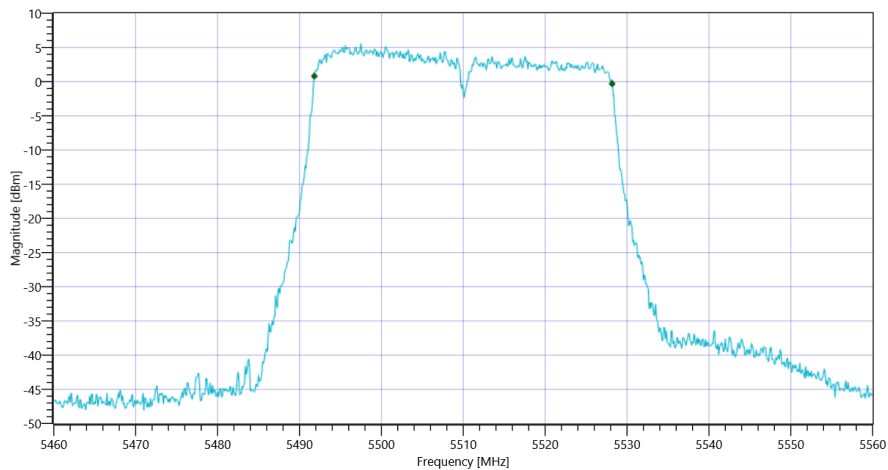
READ SA SETTINGS:

RefLevel [dBm] RefLevelOffset [dB] InpAtt [dB]	15.69 17.59 15
Start [MHz] Stop [MHz]	5460.000 5560.000
RBW [MHz] VBW [MHz]	0.500000 3.000000
Detector TraceMode	POS MAXH
Sweep: Time [ms] Count Points per Section Type	1 2500 1001 SWE

RESULT

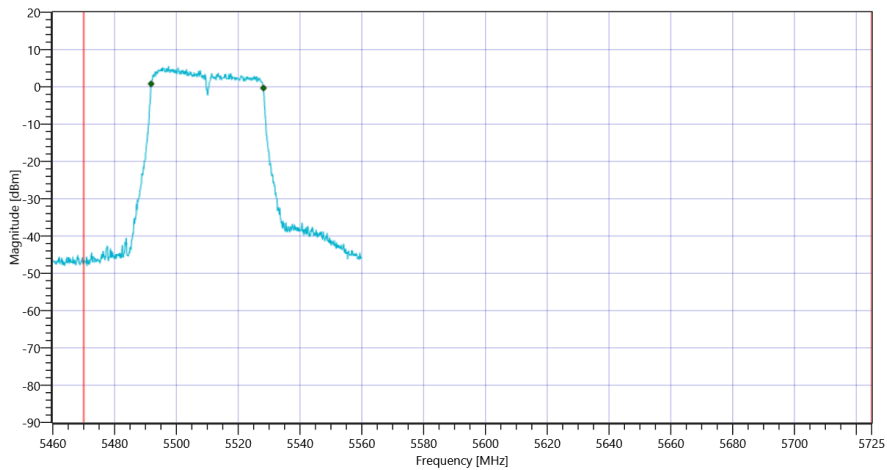
Test Description	Lower Limit	Upper Limit	Measured	Unit	Verdict
Bandwidth 99%	---	---	36.364	MHz	INFO
T1 99%	5470.000000	---	5491.8182	MHz	PASS since U-NII-3 is supported
T2 99%	---	5725.000000	5528.1818	MHz	

Plot: Bandwidth only



FCC Part 15.407 & ISED Bandwidths ~ WLAN5Gx ac-VHT40 mode U-NII-2C 99PCT

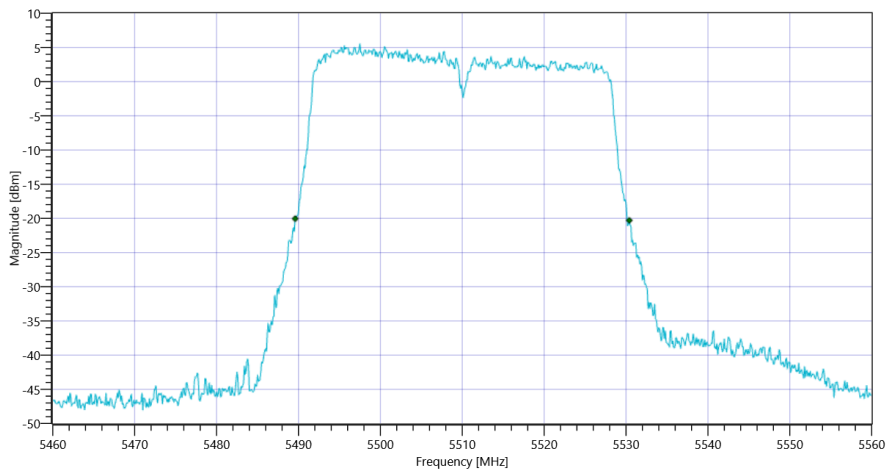
Plot: Bandwidth within Band



FCC Part 15.407 & ISSED Bandwidths ~ WLAN5Gx ac-VHT40 mode U-NII-2C

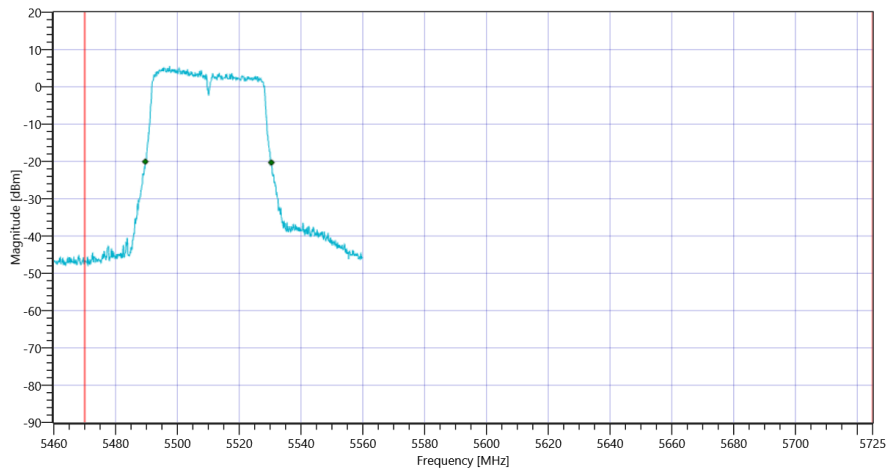
RESULT					
Test Description	Lower Limit	Upper Limit	Measured	Unit	Verdict
Bandwidth 20dB	---	---	40.8	MHz	INFO
T1 26dB	5470.000000	---	5489.6000	MHz	PASS since U-NII-3 is supported
T2 26dB	---	5725.000000	5530.4000	MHz	

Plot: Bandwidth only



FCC Part 15.407 & ISSED Bandwidths ~ WLAN5Gx ac-VHT40 mode U-NII-2C 26dB

Plot: Bandwidth within Band



FCC Part 15.407 & ISSED Bandwidths ~ WLAN5Gx ac-VHT40 mode U-NII-2C

General verdict

PASS

FCC Part 15.407 & ISED Bandwidths ~ WLAN5Gx ac-VHT40 mode U-NII-2C

Test References	
TC Start	30.03.2022 01:51:46
Ambit Temp [°C] Humidity [rel%]	25.2 25
System Version	3.0.5.9
Test Specification	FCC Part 15.407 & ISET RSS-GEN
Test Method	26dB Bandwidth KDB789033 D02, C.1 / ISED RSS-GEN
TC Version	0.0.1
My Description	FCC 15.407 Bandwidths - WLAN5Gx ac-VHT40 mode U-NII-2C
Add. Information	

EUT Common Settings WLAN5Gx	
Number of Antenna Ports	4
User Interaction	No
Device Class UNII_1	AP indoor

Test Parameter	
Technology to test	WLAN5Gx ac-VHT40 mode U-NII-2C
Antenna Port used	2
Temperature	nom
Voltage	nom
Frequency low to test	True Freq [MHz] 5510
Frequency mid to test	False Freq [MHz] 5590
Frequency high to test	False Freq [MHz] 5670
Auto Control enabled Power Supply Climatic Box	No No
Additional Path Loss [dB]	0.5
Switched Path	EUT - SignalingUnit - SpectrumAnalyzer

Test Equipment	
Signal analyzer,Rohde&Schwarz,FSV-40,1307.9002K40/101042,3.70	
Switch matrix,CTCadvanced,SPM-4 NI DAQ,28016133,NI	

Test at TX 5510 MHz

RESULT: Reference Power cond.

Test Description	Lower Limit	Upper Limit	Measured	Unit	Verdict
Ref. Power 1MHz/1MHz cond.	---	---	8.65	dBm	INFO
Ref. Frequency	---	---	5502.610	MHz	INFO

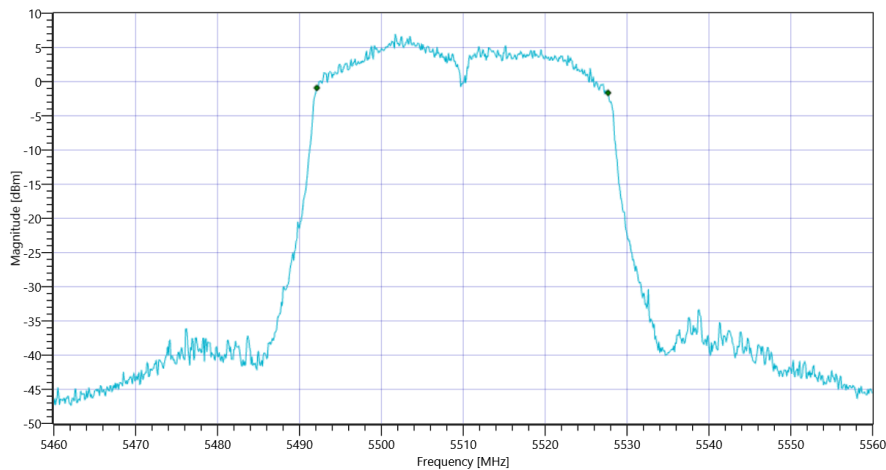
READ SA SETTINGS:

RefLevel [dBm] RefLevelOffset [dB] InpAtt [dB]	16.65 17.59 15
Start [MHz] Stop [MHz]	5460.000 5560.000
RBW [MHz] VBW [MHz]	0.500000 3.000000
Detector TraceMode	POS MAXH
Sweep: Time [ms] Count Points per Section Type	1 2500 1001 SWE

RESULT

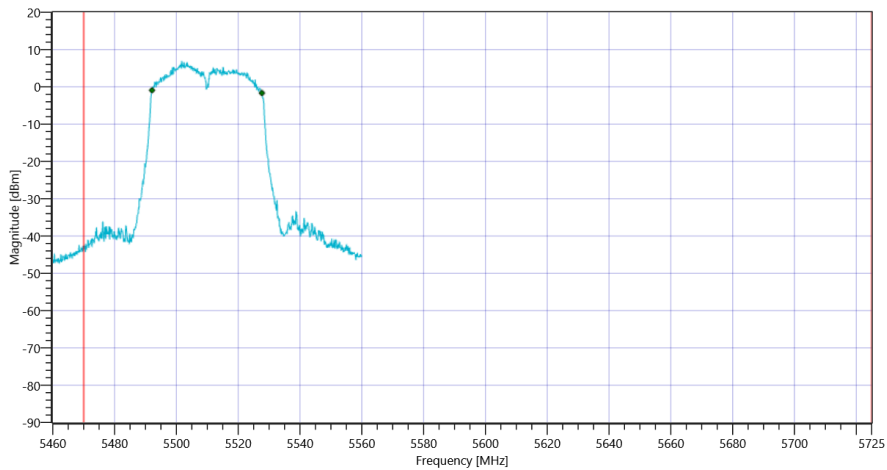
Test Description	Lower Limit	Upper Limit	Measured	Unit	Verdict
Bandwidth 99%	---	---	35.564	MHz	INFO
T1 99%	5470.000000	---	5492.1179	MHz	PASS since U-NII-3 is supported
T2 99%	---	5725.000000	5527.6823	MHz	

Plot: Bandwidth only



FCC Part 15.407 & ISED Bandwidths ~ WLAN5Gx ac-VHT40 mode U-NII-2C 99PCT

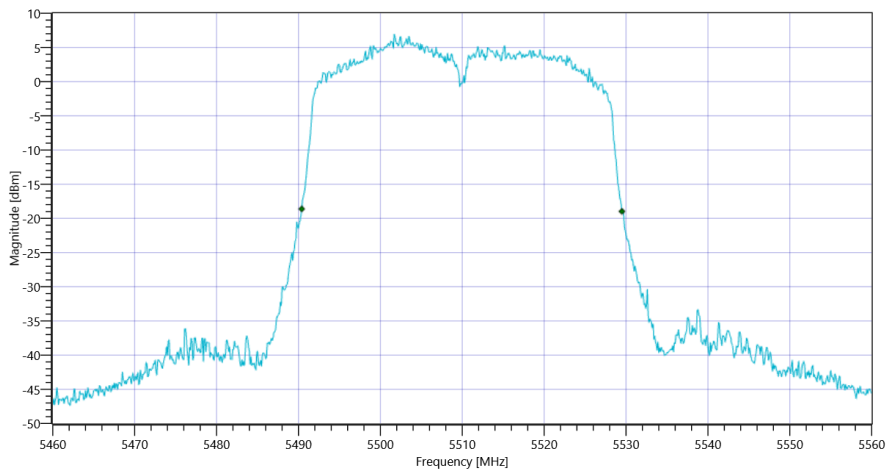
Plot: Bandwidth within Band



FCC Part 15.407 & ISSED Bandwidths ~ WLAN5Gx ac-VHT40 mode U-NII-2C

RESULT						
Test Description	Lower Limit	Upper Limit	Measured	Unit	Verdict	
Bandwidth 20dB	---	---	39.1	MHz	INFO	
T1 26dB	5470.000000	---	5490.4000	MHz	PASS since U-NII-3 is supported	
T2 26dB	---	5725.000000	5529.5000	MHz		

Plot: Bandwidth only



FCC Part 15.407 & ISSED Bandwidths ~ WLAN5Gx ac-VHT40 mode U-NII-2C 26dB

Plot: Bandwidth within Band