

# Measurement Results

No.1-3977/22-01-05\_Annex\_MR\_A3

---

## Test logging

This document is electronically signed and valid without handwritten signature.  
For verification of the electronic signatures, the public keys can be requested at the testing laboratory.

Test/s performed:

---

---

**Michael Dorongovski**  
Lab Manager  
Radio Communications

## Table of Content

EUT Information	4
FCC Part 15.407 & ISED Bandwidths ~ WLAN5Gx n-HT40 mode U-NII-3	5
FCC Part 15.407 & ISED Bandwidths ~ WLAN5Gx n-HT40 mode U-NII-3	9
FCC Part 15.407 & ISED Bandwidths ~ WLAN5Gx n-HT40 mode U-NII-3	13
FCC Part 15.407 & ISED Bandwidths ~ WLAN5Gx n-HT40 mode U-NII-3	17
FCC Part 15.407 & ISED Bandwidths ~ WLAN5Gx n-HT40 mode U-NII-3	21
FCC Part 15.407 & ISED Bandwidths ~ WLAN5Gx n-HT40 mode U-NII-3	25
FCC Part 15.407 & ISED Bandwidths ~ WLAN5Gx n-HT40 mode U-NII-3	29
FCC Part 15.407 & ISED Bandwidths ~ WLAN5Gx n-HT40 mode U-NII-3	33
FCC Part 15.407 & ISED Bandwidths ~ WLAN5Gx n-HT40 mode U-NII-2C	37
FCC Part 15.407 & ISED Bandwidths ~ WLAN5Gx n-HT40 mode U-NII-2C	41
FCC Part 15.407 & ISED Bandwidths ~ WLAN5Gx n-HT40 mode U-NII-2C	45
FCC Part 15.407 & ISED Bandwidths ~ WLAN5Gx n-HT40 mode U-NII-2C	49
FCC Part 15.407 & ISED Bandwidths ~ WLAN5Gx n-HT40 mode U-NII-2C	53
FCC Part 15.407 & ISED Bandwidths ~ WLAN5Gx n-HT40 mode U-NII-2C	57
FCC Part 15.407 & ISED Bandwidths ~ WLAN5Gx n-HT40 mode U-NII-2C	61
FCC Part 15.407 & ISED Bandwidths ~ WLAN5Gx n-HT40 mode U-NII-2C	65
FCC Part 15.407 & ISED Bandwidths ~ WLAN5Gx n-HT40 mode U-NII-2C	69
FCC Part 15.407 & ISED Bandwidths ~ WLAN5Gx n-HT40 mode U-NII-2C	73
FCC Part 15.407 & ISED Bandwidths ~ WLAN5Gx n-HT40 mode U-NII-2C	77
FCC Part 15.407 & ISED Bandwidths ~ WLAN5Gx n-HT40 mode U-NII-2C	81
FCC Part 15.407 & ISED Bandwidths ~ WLAN5Gx n-HT40 mode U-NII-1	85
FCC Part 15.407 & ISED Bandwidths ~ WLAN5Gx n-HT40 mode U-NII-1	89
FCC Part 15.407 & ISED Bandwidths ~ WLAN5Gx n-HT40 mode U-NII-1	93
FCC Part 15.407 & ISED Bandwidths ~ WLAN5Gx n-HT40 mode U-NII-1	97
FCC Part 15.407 & ISED Bandwidths ~ WLAN5Gx n-HT40 mode U-NII-1	101
FCC Part 15.407 & ISED Bandwidths ~ WLAN5Gx n-HT40 mode U-NII-1	105
FCC Part 15.407 & ISED Bandwidths ~ WLAN5Gx n-HT40 mode U-NII-1	109
FCC Part 15.407 & ISED Bandwidths ~ WLAN5Gx n-HT40 mode U-NII-1	113
FCC Part 15.407 & ISED Bandwidths ~ WLAN5Gx n-HT40 mode U-NII-2A	117
FCC Part 15.407 & ISED Bandwidths ~ WLAN5Gx n-HT40 mode U-NII-2A	121
FCC Part 15.407 & ISED Bandwidths ~ WLAN5Gx n-HT40 mode U-NII-2A	125
FCC Part 15.407 & ISED Bandwidths ~ WLAN5Gx n-HT40 mode U-NII-2A	129
FCC Part 15.407 & ISED Bandwidths ~ WLAN5Gx n-HT40 mode U-NII-2A	133
FCC Part 15.407 & ISED Bandwidths ~ WLAN5Gx n-HT40 mode U-NII-2A	137
FCC Part 15.407 & ISED Bandwidths ~ WLAN5Gx n-HT40 mode U-NII-2A	141
FCC Part 15.407 & ISED Bandwidths ~ WLAN5Gx n-HT40 mode U-NII-2A	145
FCC Part 15.407 Max Output Power and PSD ~ WLAN5Gx n-HT40 mode U-NII-1	149
FCC Part 15.407 Max Output Power and PSD ~ WLAN5Gx n-HT40 mode U-NII-1	152
FCC Part 15.407 Max Output Power and PSD ~ WLAN5Gx n-HT40 mode U-NII-1	155
FCC Part 15.407 Max Output Power and PSD ~ WLAN5Gx n-HT40 mode U-NII-1	158
FCC Part 15.407 Max Output Power and PSD ~ WLAN5Gx n-HT40 mode U-NII-1	161
FCC Part 15.407 Max Output Power and PSD ~ WLAN5Gx n-HT40 mode U-NII-1	164

FCC Part 15.407 Max Output Power and PSD ~ WLAN5Gx n-HT40 mode U-NII-1	167
FCC Part 15.407 Max Output Power and PSD ~ WLAN5Gx n-HT40 mode U-NII-1	170
FCC Part 15.407 Max Output Power and PSD ~ WLAN5Gx n-HT40 mode U-NII-2A	173
FCC Part 15.407 Max Output Power and PSD ~ WLAN5Gx n-HT40 mode U-NII-2A	176
FCC Part 15.407 Max Output Power and PSD ~ WLAN5Gx n-HT40 mode U-NII-2A	179
FCC Part 15.407 Max Output Power and PSD ~ WLAN5Gx n-HT40 mode U-NII-2A	182
FCC Part 15.407 Max Output Power and PSD ~ WLAN5Gx n-HT40 mode U-NII-2A	185
FCC Part 15.407 Max Output Power and PSD ~ WLAN5Gx n-HT40 mode U-NII-2A	188
FCC Part 15.407 Max Output Power and PSD ~ WLAN5Gx n-HT40 mode U-NII-2A	191
FCC Part 15.407 Max Output Power and PSD ~ WLAN5Gx n-HT40 mode U-NII-2A	194
FCC Part 15.407 Max Output Power and PSD ~ WLAN5Gx n-HT40 mode U-NII-3	197
FCC Part 15.407 Max Output Power and PSD ~ WLAN5Gx n-HT40 mode U-NII-3	201
FCC Part 15.407 Max Output Power and PSD ~ WLAN5Gx n-HT40 mode U-NII-3	205
FCC Part 15.407 Max Output Power and PSD ~ WLAN5Gx n-HT40 mode U-NII-3	209
FCC Part 15.407 Max Output Power and PSD ~ WLAN5Gx n-HT40 mode U-NII-3	213
FCC Part 15.407 Max Output Power and PSD ~ WLAN5Gx n-HT40 mode U-NII-3	217
FCC Part 15.407 Max Output Power and PSD ~ WLAN5Gx n-HT40 mode U-NII-3	221
FCC Part 15.407 Max Output Power and PSD ~ WLAN5Gx n-HT40 mode U-NII-3	225
FCC Part 15.407 Max Output Power and PSD ~ WLAN5Gx n-HT40 mode U-NII-2C	229
FCC Part 15.407 Max Output Power and PSD ~ WLAN5Gx n-HT40 mode U-NII-2C	232
FCC Part 15.407 Max Output Power and PSD ~ WLAN5Gx n-HT40 mode U-NII-2C	235
FCC Part 15.407 Max Output Power and PSD ~ WLAN5Gx n-HT40 mode U-NII-2C	238
FCC Part 15.407 Max Output Power and PSD ~ WLAN5Gx n-HT40 mode U-NII-2C	241
FCC Part 15.407 Max Output Power and PSD ~ WLAN5Gx n-HT40 mode U-NII-2C	244
FCC Part 15.407 Max Output Power and PSD ~ WLAN5Gx n-HT40 mode U-NII-2C	247
FCC Part 15.407 Max Output Power and PSD ~ WLAN5Gx n-HT40 mode U-NII-2C	250
FCC Part 15.407 Max Output Power and PSD ~ WLAN5Gx n-HT40 mode U-NII-2C	253
FCC Part 15.407 Max Output Power and PSD ~ WLAN5Gx n-HT40 mode U-NII-2C	256
FCC Part 15.407 Max Output Power and PSD ~ WLAN5Gx n-HT40 mode U-NII-2C	259
FCC Part 15.407 Max Output Power and PSD ~ WLAN5Gx n-HT40 mode U-NII-2C	262

## EUT Information

EUT DEFINITION	
Manufacturer	SAGEMCOM BROADBAND SAS
Type	F5688W
Serial Number	DM2201959000008
Setup Number	1.0
Version SW	NI
Version FW	NI
Version HW	V1.0
Comment 1	
Comment 2	
Temperature [°C] Min	0
Temperature [°C] Nom	20
Temperature [°C] Max	50
Voltage [V] Min	120
Voltage [V] Nom	120
Voltage [V] Max	120

## FCC Part 15.407 & ISED Bandwidths ~ WLAN5Gx n-HT40 mode U-NII-3

Test References	
TC Start	30.03.2022 00:49:48
Ambit Temp [°C]   Humidity [rel%]	25.2   25
System Version	3.0.5.9
Test Specification	FCC Part 15.407 & ISET RSS-GEN
Test Method	26dB Bandwidth KDB789033 D02, C.1 / ISED RSS-GEN
TC Version	0.0.1
My Description	FCC 15.407 Bandwidths - WLAN5Gx n-HT40 mode U-NII-3
Add. Information	

EUT Common Settings WLAN5Gx	
Number of Antenna Ports	4
User Interaction	No
Device Class UNII_1	AP indoor

Test Parameter	
Technology to test	WLAN5Gx n-HT40 mode U-NII-3
Antenna Port used	4
Temperature	nom
Voltage	nom
Frequency low to test	False   Freq [MHz] 5755
Frequency mid to test	False   Freq [MHz] 0
Frequency high to test	True   Freq [MHz] 5795
Auto Control enabled Power Supply   Climatic Box	No   No
Additional Path Loss [dB]	0.5
Switched Path	EUT - SignalingUnit - SpectrumAnalyzer

Test Equipment	
Signal analyzer,Rohde&Schwarz,FSV-40,1307.9002K40/101042,3.70	
Switch matrix,CTCadvanced,SPM-4 NI DAQ,28016133,NI	

## Test at TX 5795 MHz

### RESULT: Reference Power cond.

Test Description	Lower Limit	Upper Limit	Measured	Unit	Verdict
Ref. Power 1MHz/1MHz cond.	---	---	15.76	dBm	INFO
Ref. Frequency	---	---	5786.810	MHz	INFO

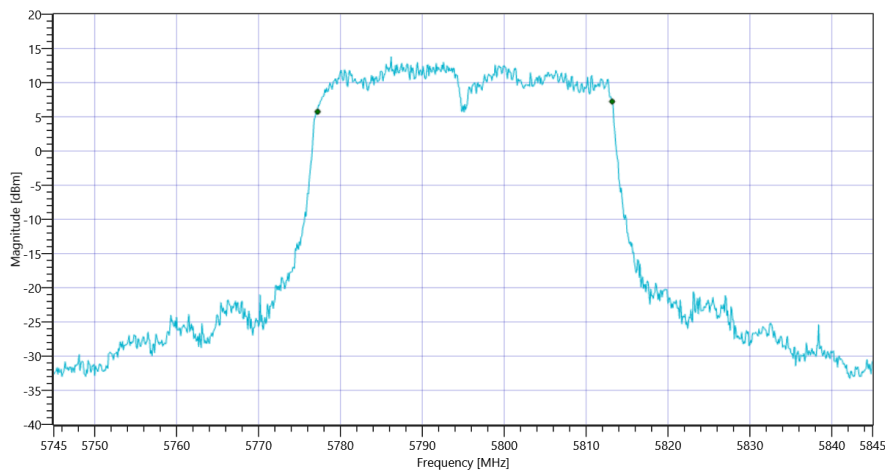
### READ SA SETTINGS:

RefLevel [dBm]   RefLevelOffset [dB]   InpAtt [dB]	23.76   17.85   25
Start [MHz]   Stop [MHz]	5745.000   5845.000
RBW [MHz]   VBW [MHz]	0.500000   3.000000
Detector   TraceMode	POS   MAXH
Sweep: Time [ms]   Count   Points per Section   Type	1   2500   1001   SWE

### RESULT

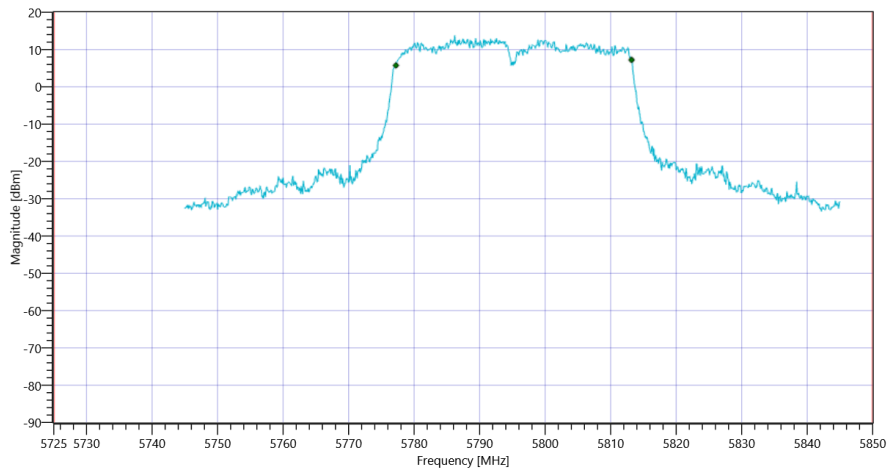
Test Description	Lower Limit	Upper Limit	Measured	Unit	Verdict
Bandwidth 99%	---	---	35.964	MHz	INFO
T1 99%	5725.000000	---	5777.2178	MHz	PASS
T2 99%	---	5850.000000	5813.1818	MHz	PASS

### Plot: Bandwidth only



FCC Part 15.407 & ISSED Bandwidths ~ WLAN5Gx n-HT40 mode U-NII-3 99PCT

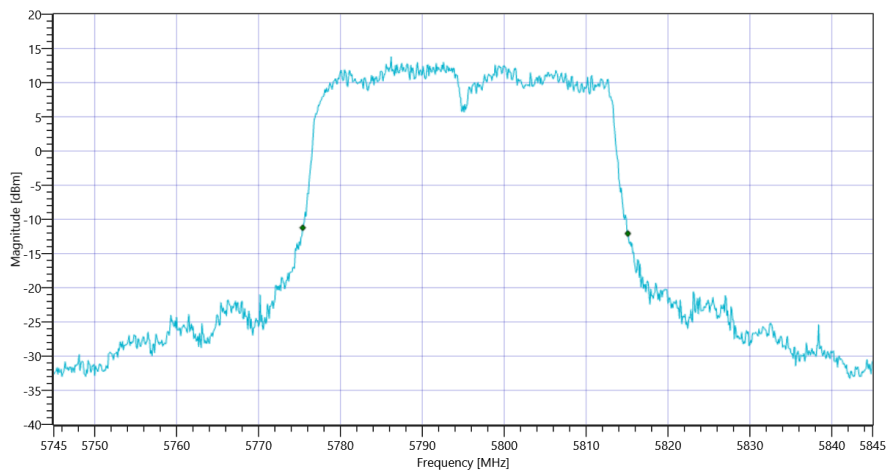
### Plot: Bandwidth within Band



FCC Part 15.407 & ISED Bandwidths ~ WLAN5Gx n-HT40 mode U-NII-3

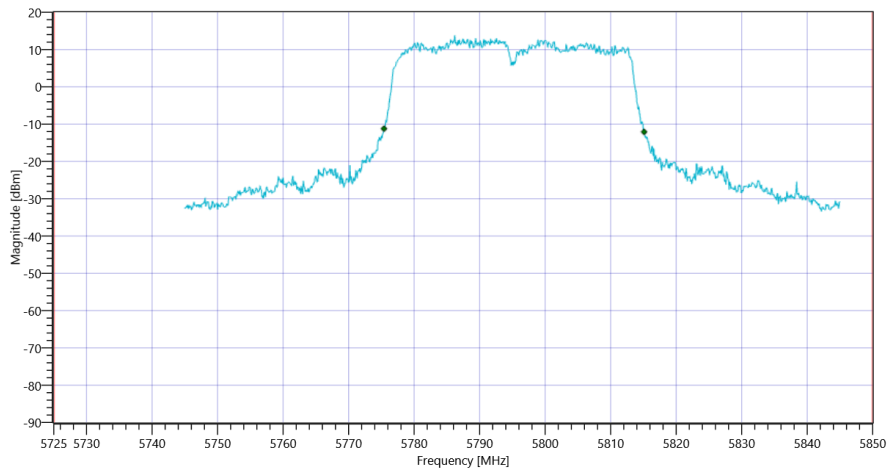
RESULT					
Test Description	Lower Limit	Upper Limit	Measured	Unit	Verdict
Bandwidth 20dB	---	---	39.7	MHz	INFO
T1 26dB	5725.000000	---	5775.4000	MHz	PASS
T2 26dB	---	5850.000000	5815.1000	MHz	PASS

Plot: Bandwidth only



FCC Part 15.407 & ISED Bandwidths ~ WLAN5Gx n-HT40 mode U-NII-3 26dB

Plot: Bandwidth within Band



FCC Part 15.407 & ISSED Bandwidths ~ WLAN5Gx n-HT40 mode U-NII-3

General verdict

PASS



## FCC Part 15.407 & ISED Bandwidths ~ WLAN5Gx n-HT40 mode U-NII-3

Test References	
TC Start	30.03.2022 00:44:54
Ambit Temp [°C]   Humidity [rel%]	25.1   25
System Version	3.0.5.9
Test Specification	FCC Part 15.407 & ISET RSS-GEN
Test Method	26dB Bandwidth KDB789033 D02, C.1 / ISED RSS-GEN
TC Version	0.0.1
My Description	FCC 15.407 Bandwidths - WLAN5Gx n-HT40 mode U-NII-3
Add. Information	

EUT Common Settings WLAN5Gx	
Number of Antenna Ports	4
User Interaction	No
Device Class UNII_1	AP indoor

Test Parameter	
Technology to test	WLAN5Gx n-HT40 mode U-NII-3
Antenna Port used	3
Temperature	nom
Voltage	nom
Frequency low to test	False   Freq [MHz] 5755
Frequency mid to test	False   Freq [MHz] 0
Frequency high to test	True   Freq [MHz] 5795
Auto Control enabled Power Supply   Climatic Box	No   No
Additional Path Loss [dB]	0.5
Switched Path	EUT - SignalingUnit - SpectrumAnalyzer

Test Equipment	
Signal analyzer,Rohde&Schwarz,FSV-40,1307.9002K40/101042,3.70	
Switch matrix,CTCadvanced,SPM-4 NI DAQ,28016133,NI	

## Test at TX 5795 MHz

### RESULT: Reference Power cond.

Test Description	Lower Limit	Upper Limit	Measured	Unit	Verdict
Ref. Power 1MHz/1MHz cond.	---	---	15.93	dBm	INFO
Ref. Frequency	---	---	5798.600	MHz	INFO

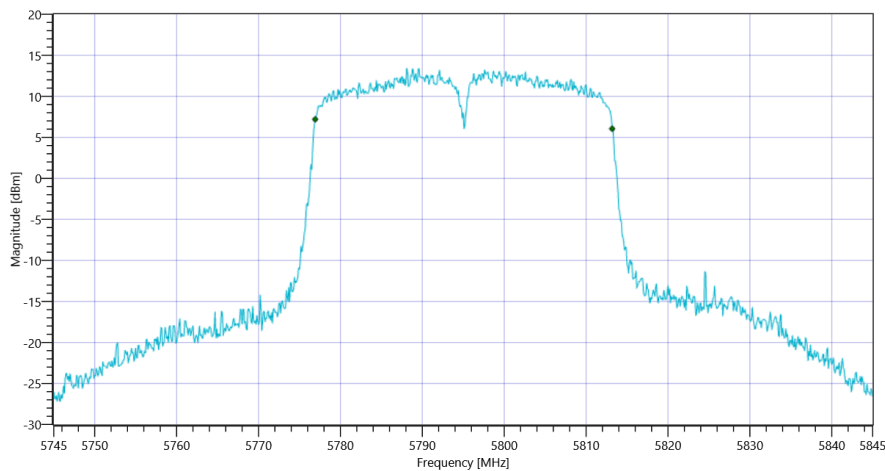
### READ SA SETTINGS:

RefLevel [dBm]   RefLevelOffset [dB]   InpAtt [dB]	23.93   17.85   25
Start [MHz]   Stop [MHz]	5745.000   5845.000
RBW [MHz]   VBW [MHz]	0.500000   3.000000
Detector   TraceMode	POS   MAXH
Sweep: Time [ms]   Count   Points per Section   Type	1   2500   1001   SWE

### RESULT

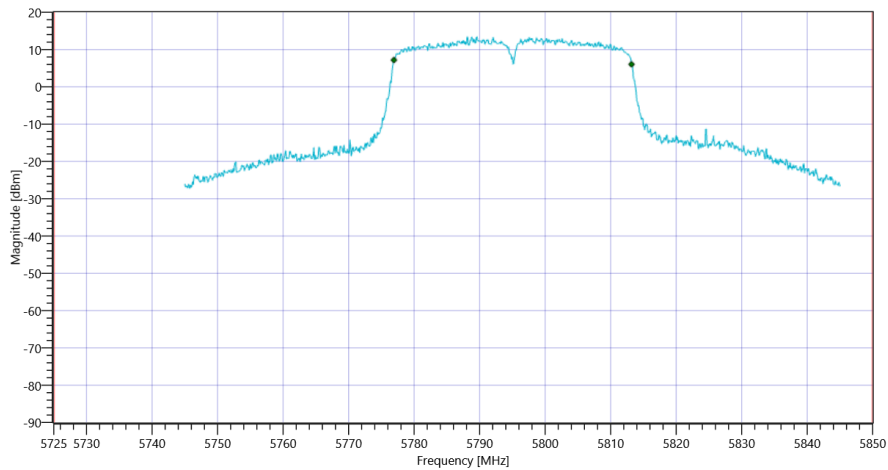
Test Description	Lower Limit	Upper Limit	Measured	Unit	Verdict
Bandwidth 99%	---	---	36.264	MHz	INFO
T1 99%	5725.000000	---	5776.9181	MHz	PASS
T2 99%	---	5850.000000	5813.1818	MHz	PASS

### Plot: Bandwidth only



FCC Part 15.407 & ISSED Bandwidths ~ WLAN5Gx n-HT40 mode U-NII-3 99PCT

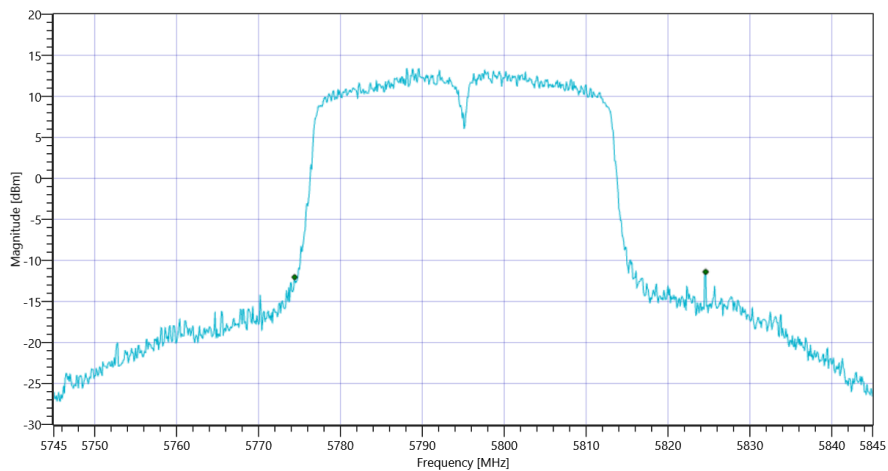
### Plot: Bandwidth within Band



FCC Part 15.407 & ISED Bandwidths ~ WLAN5Gx n-HT40 mode U-NII-3

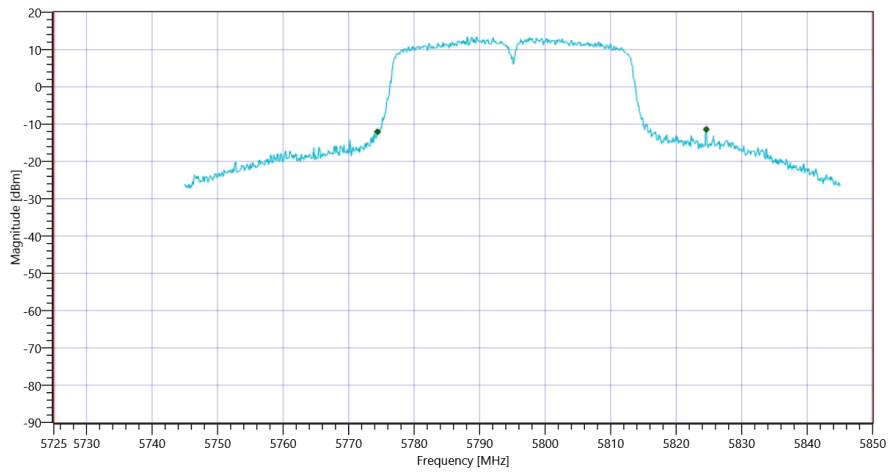
RESULT					
Test Description	Lower Limit	Upper Limit	Measured	Unit	Verdict
Bandwidth 20dB	---	---	50.2	MHz	INFO
T1 26dB	5725.000000	---	5774.4000	MHz	PASS
T2 26dB	---	5850.000000	5824.6000	MHz	PASS

Plot: Bandwidth only



FCC Part 15.407 & ISED Bandwidths ~ WLAN5Gx n-HT40 mode U-NII-3 26dB

Plot: Bandwidth within Band



FCC Part 15.407 & ISSED Bandwidths ~ WLAN5Gx n-HT40 mode U-NII-3

General verdict

PASS

## FCC Part 15.407 & ISED Bandwidths ~ WLAN5Gx n-HT40 mode U-NII-3

Test References	
TC Start	30.03.2022 00:40:01
Ambit Temp [°C]   Humidity [rel%]	25.2   25
System Version	3.0.5.9
Test Specification	FCC Part 15.407 & ISET RSS-GEN
Test Method	26dB Bandwidth KDB789033 D02, C.1 / ISED RSS-GEN
TC Version	0.0.1
My Description	FCC 15.407 Bandwidths - WLAN5Gx n-HT40 mode U-NII-3
Add. Information	

EUT Common Settings WLAN5Gx	
Number of Antenna Ports	4
User Interaction	No
Device Class UNII_1	AP indoor

Test Parameter	
Technology to test	WLAN5Gx n-HT40 mode U-NII-3
Antenna Port used	2
Temperature	nom
Voltage	nom
Frequency low to test	False   Freq [MHz] 5755
Frequency mid to test	False   Freq [MHz] 0
Frequency high to test	True   Freq [MHz] 5795
Auto Control enabled Power Supply   Climatic Box	No   No
Additional Path Loss [dB]	0.5
Switched Path	EUT - SignalingUnit - SpectrumAnalyzer

Test Equipment	
Signal analyzer,Rohde&Schwarz,FSV-40,1307.9002K40/101042,3.70	
Switch matrix,CTCadvanced,SPM-4 NI DAQ,28016133,NI	

## Test at TX 5795 MHz

### RESULT: Reference Power cond.

Test Description	Lower Limit	Upper Limit	Measured	Unit	Verdict
Ref. Power 1MHz/1MHz cond.	---	---	18.33	dBm	INFO
Ref. Frequency	---	---	5789.010	MHz	INFO

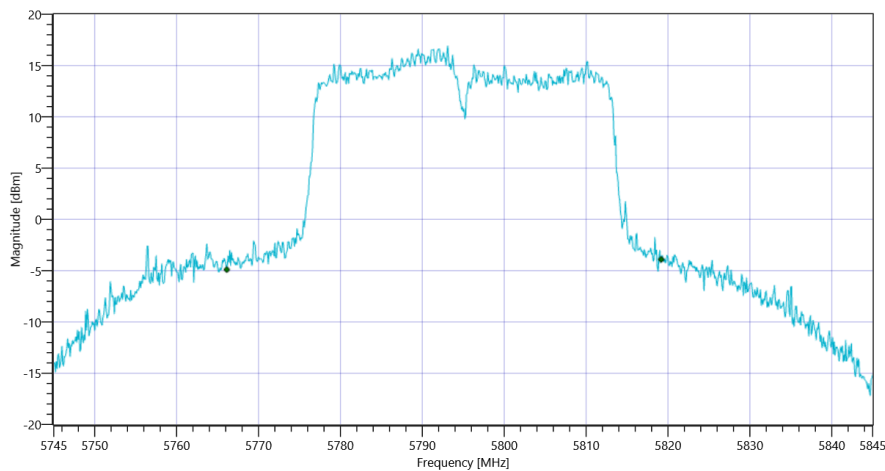
### READ SA SETTINGS:

RefLevel [dBm]   RefLevelOffset [dB]   InpAtt [dB]	26.33   17.85   25
Start [MHz]   Stop [MHz]	5745.000   5845.000
RBW [MHz]   VBW [MHz]	0.500000   3.000000
Detector   TraceMode	POS   MAXH
Sweep: Time [ms]   Count   Points per Section   Type	1   2500   1001   SWE

### RESULT

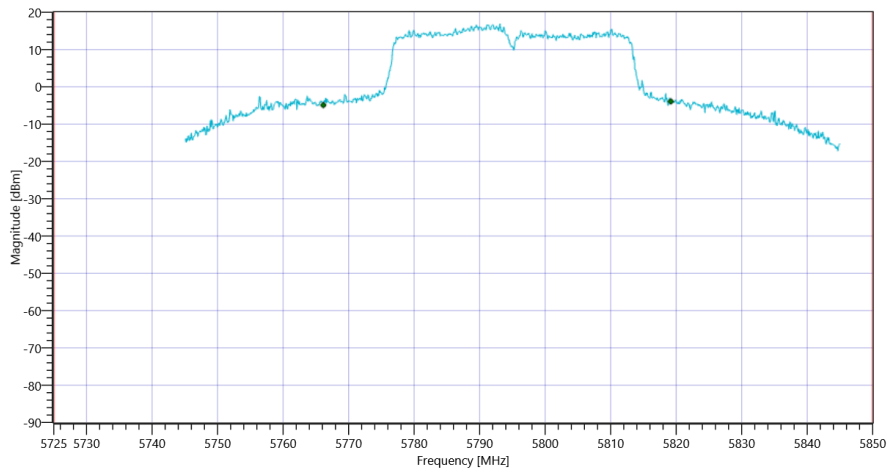
Test Description	Lower Limit	Upper Limit	Measured	Unit	Verdict
Bandwidth 99%	---	---	53.047	MHz	INFO
T1 99%	5725.000000	---	5766.1289	MHz	PASS
T2 99%	---	5850.000000	5819.1758	MHz	PASS

### Plot: Bandwidth only



FCC Part 15.407 & ISSED Bandwidths ~ WLAN5Gx n-HT40 mode U-NII-3 99PCT

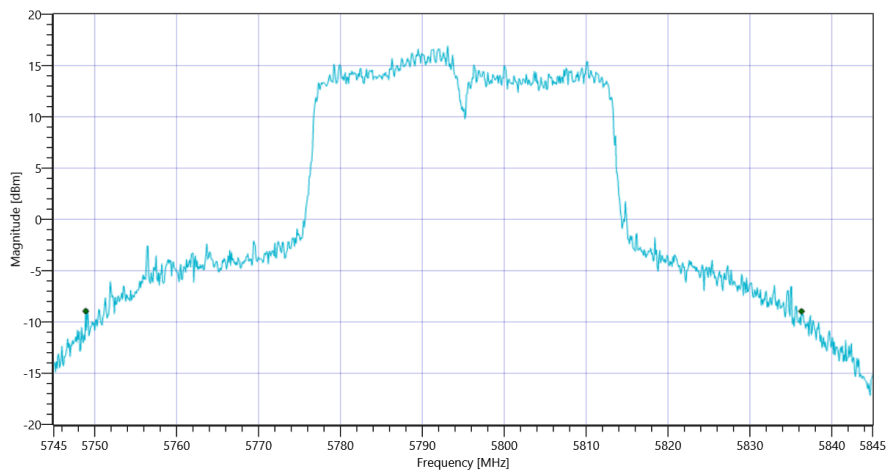
### Plot: Bandwidth within Band



FCC Part 15.407 & ISED Bandwidths ~ WLAN5Gx n-HT40 mode U-NII-3

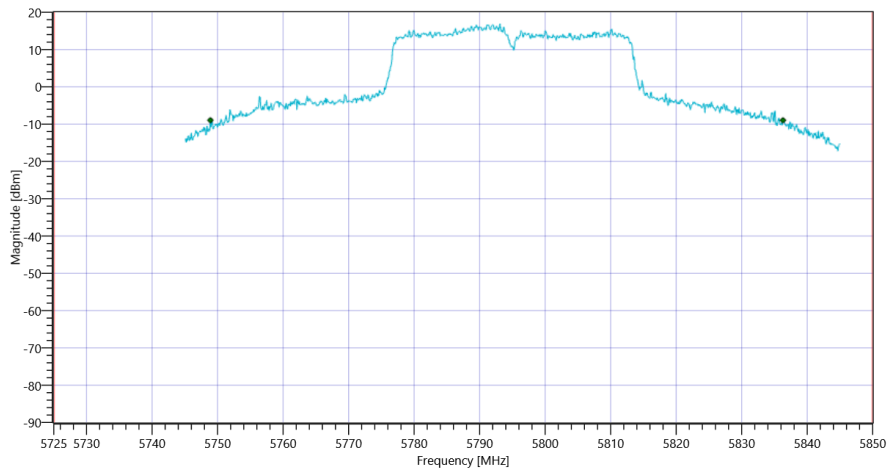
RESULT					
Test Description	Lower Limit	Upper Limit	Measured	Unit	Verdict
Bandwidth 20dB	---	---	87.4	MHz	INFO
T1 26dB	5725.000000	---	5748.9000	MHz	PASS
T2 26dB	---	5850.000000	5836.3000	MHz	PASS

Plot: Bandwidth only



FCC Part 15.407 & ISED Bandwidths ~ WLAN5Gx n-HT40 mode U-NII-3 26dB

Plot: Bandwidth within Band



FCC Part 15.407 & ISSED Bandwidths ~ WLAN5Gx n-HT40 mode U-NII-3

General verdict

PASS



## FCC Part 15.407 & ISED Bandwidths ~ WLAN5Gx n-HT40 mode U-NII-3

Test References	
TC Start	30.03.2022 00:35:08
Ambit Temp [°C]   Humidity [rel%]	25.2   25
System Version	3.0.5.9
Test Specification	FCC Part 15.407 & ISET RSS-GEN
Test Method	26dB Bandwidth KDB789033 D02, C.1 / ISED RSS-GEN
TC Version	0.0.1
My Description	FCC 15.407 Bandwidths - WLAN5Gx n-HT40 mode U-NII-3
Add. Information	

EUT Common Settings WLAN5Gx	
Number of Antenna Ports	4
User Interaction	No
Device Class UNII_1	AP indoor

Test Parameter	
Technology to test	WLAN5Gx n-HT40 mode U-NII-3
Antenna Port used	1
Temperature	nom
Voltage	nom
Frequency low to test	False   Freq [MHz] 5755
Frequency mid to test	False   Freq [MHz] 0
Frequency high to test	True   Freq [MHz] 5795
Auto Control enabled Power Supply   Climatic Box	No   No
Additional Path Loss [dB]	0.5
Switched Path	EUT - SignalingUnit - SpectrumAnalyzer

Test Equipment	
Signal analyzer,Rohde&Schwarz,FSV-40,1307.9002K40/101042,3.70	
Switch matrix,CTCadvanced,SPM-4 NI DAQ,28016133,NI	

## Test at TX 5795 MHz

### RESULT: Reference Power cond.

Test Description	Lower Limit	Upper Limit	Measured	Unit	Verdict
Ref. Power 1MHz/1MHz cond.	---	---	14.97	dBm	INFO
Ref. Frequency	---	---	5785.810	MHz	INFO

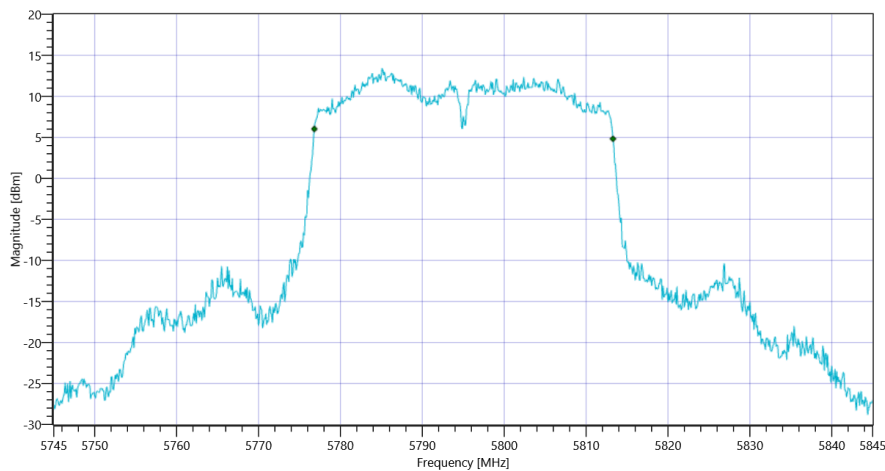
### READ SA SETTINGS:

RefLevel [dBm]   RefLevelOffset [dB]   InpAtt [dB]	22.97   17.85   25
Start [MHz]   Stop [MHz]	5745.000   5845.000
RBW [MHz]   VBW [MHz]	0.500000   3.000000
Detector   TraceMode	POS   MAXH
Sweep: Time [ms]   Count   Points per Section   Type	1   2500   1001   SWE

### RESULT

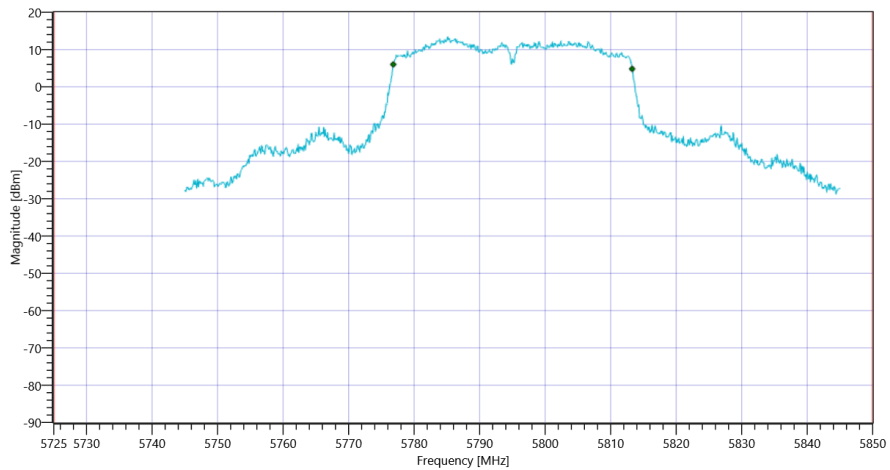
Test Description	Lower Limit	Upper Limit	Measured	Unit	Verdict
Bandwidth 99%	---	---	36.464	MHz	INFO
T1 99%	5725.000000	---	5776.8182	MHz	PASS
T2 99%	---	5850.000000	5813.2817	MHz	PASS

### Plot: Bandwidth only



FCC Part 15.407 & ISSED Bandwidths ~ WLAN5Gx n-HT40 mode U-NII-3 99PCT

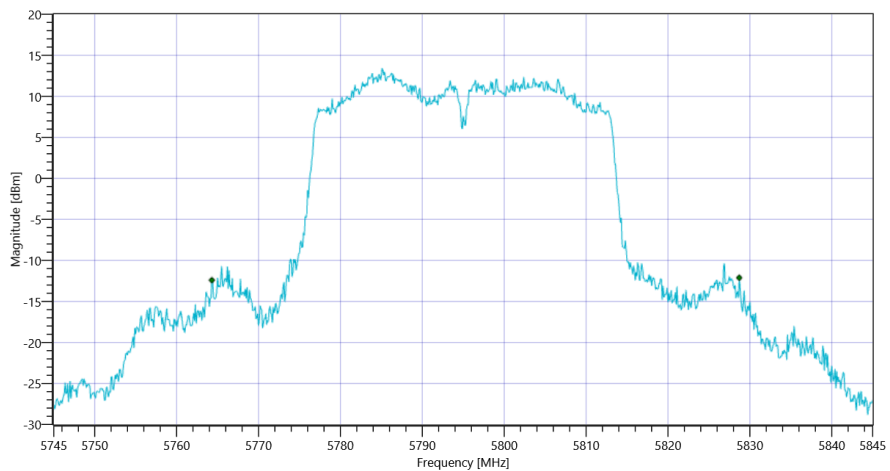
### Plot: Bandwidth within Band



FCC Part 15.407 & ISSED Bandwidths ~ WLAN5Gx n-HT40 mode U-NII-3

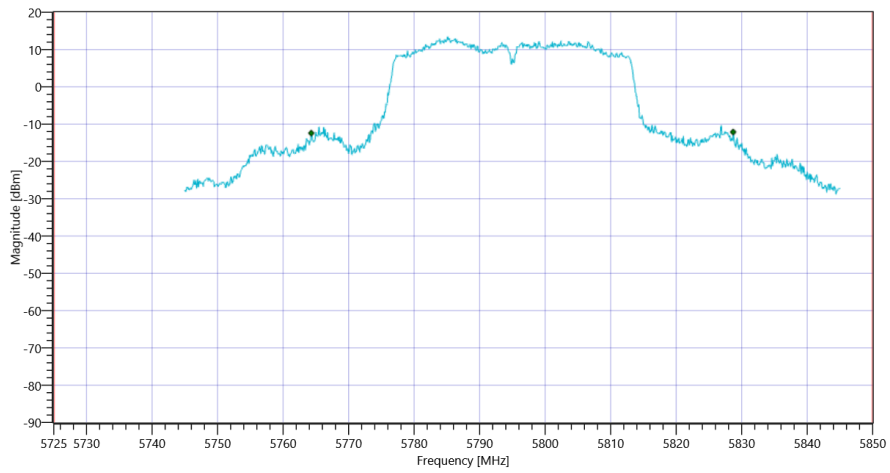
RESULT					
Test Description	Lower Limit	Upper Limit	Measured	Unit	Verdict
Bandwidth 20dB	---	---	64.4	MHz	INFO
T1 26dB	5725.000000	---	5764.3000	MHz	PASS
T2 26dB	---	5850.000000	5828.7000	MHz	PASS

Plot: Bandwidth only



FCC Part 15.407 & ISSED Bandwidths ~ WLAN5Gx n-HT40 mode U-NII-3 26dB

Plot: Bandwidth within Band



FCC Part 15.407 & ISSED Bandwidths ~ WLAN5Gx n-HT40 mode U-NII-3

General verdict

PASS

## FCC Part 15.407 & ISED Bandwidths ~ WLAN5Gx n-HT40 mode U-NII-3

Test References	
TC Start	30.03.2022 00:30:01
Ambit Temp [°C]   Humidity [rel%]	25.2   25
System Version	3.0.5.9
Test Specification	FCC Part 15.407 & ISET RSS-GEN
Test Method	26dB Bandwidth KDB789033 D02, C.1 / ISED RSS-GEN
TC Version	0.0.1
My Description	FCC 15.407 Bandwidths - WLAN5Gx n-HT40 mode U-NII-3
Add. Information	

EUT Common Settings WLAN5Gx	
Number of Antenna Ports	4
User Interaction	No
Device Class UNII_1	AP indoor

Test Parameter	
Technology to test	WLAN5Gx n-HT40 mode U-NII-3
Antenna Port used	4
Temperature	nom
Voltage	nom
Frequency low to test	True   Freq [MHz] 5755
Frequency mid to test	False   Freq [MHz] 0
Frequency high to test	False   Freq [MHz] 5795
Auto Control enabled Power Supply   Climatic Box	No   No
Additional Path Loss [dB]	0.5
Switched Path	EUT - SignalingUnit - SpectrumAnalyzer

Test Equipment	
Signal analyzer,Rohde&Schwarz,FSV-40,1307.9002K40/101042,3.70	
Switch matrix,CTCadvanced,SPM-4 NI DAQ,28016133,NI	

## Test at TX 5755 MHz

### RESULT: Reference Power cond.

Test Description	Lower Limit	Upper Limit	Measured	Unit	Verdict
Ref. Power 1MHz/1MHz cond.	---	---	16.71	dBm	INFO
Ref. Frequency	---	---	5760.000	MHz	INFO

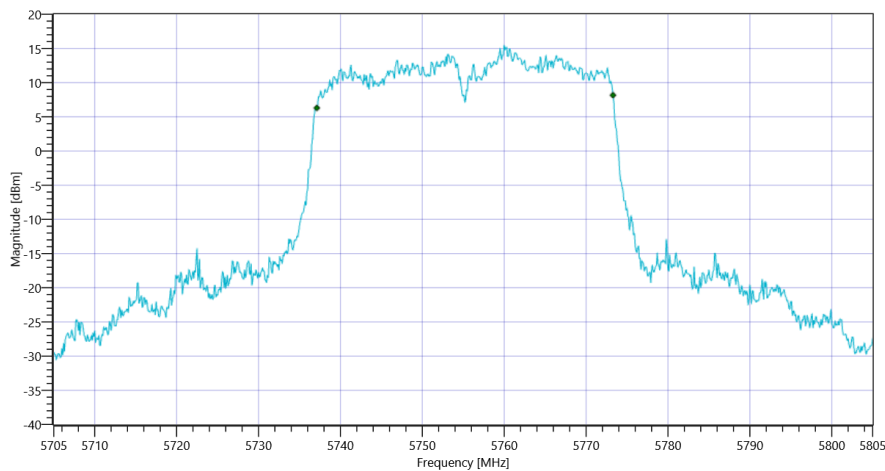
### READ SA SETTINGS:

RefLevel [dBm]   RefLevelOffset [dB]   InpAtt [dB]	24.71   17.87   25
Start [MHz]   Stop [MHz]	5705.000   5805.000
RBW [MHz]   VBW [MHz]	0.500000   3.000000
Detector   TraceMode	POS   MAXH
Sweep: Time [ms]   Count   Points per Section   Type	1   2500   1001   SWE

### RESULT

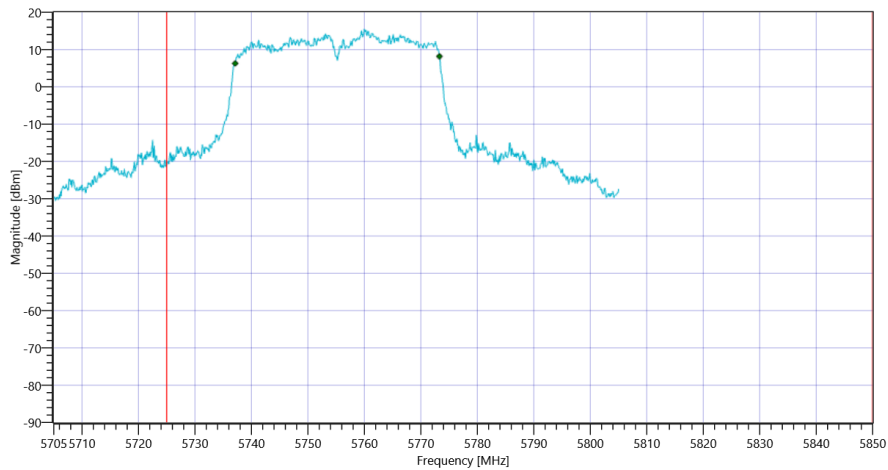
Test Description	Lower Limit	Upper Limit	Measured	Unit	Verdict
Bandwidth 99%	---	---	36.164	MHz	INFO
T1 99%	5725.000000	---	5737.1179	MHz	PASS
T2 99%	---	5850.000000	5773.2817	MHz	PASS

### Plot: Bandwidth only



FCC Part 15.407 & ISSED Bandwidths ~ WLAN5Gx n-HT40 mode U-NII-3 99PCT

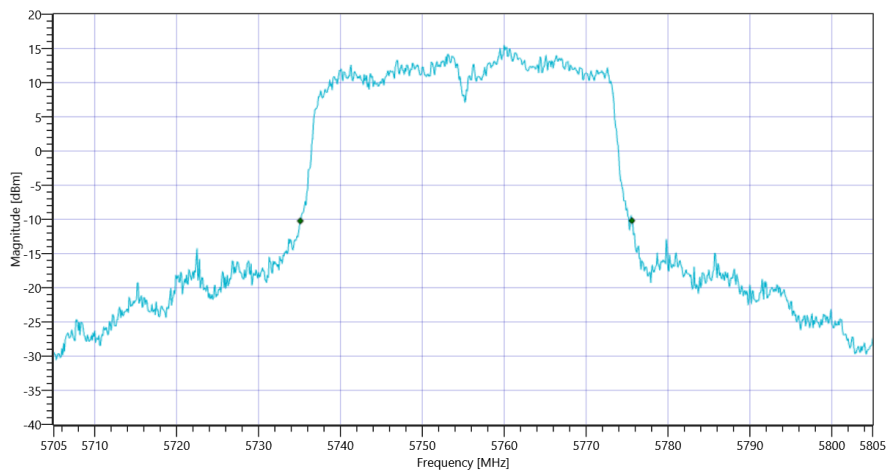
### Plot: Bandwidth within Band



FCC Part 15.407 & ISED Bandwidths ~ WLAN5Gx n-HT40 mode U-NII-3

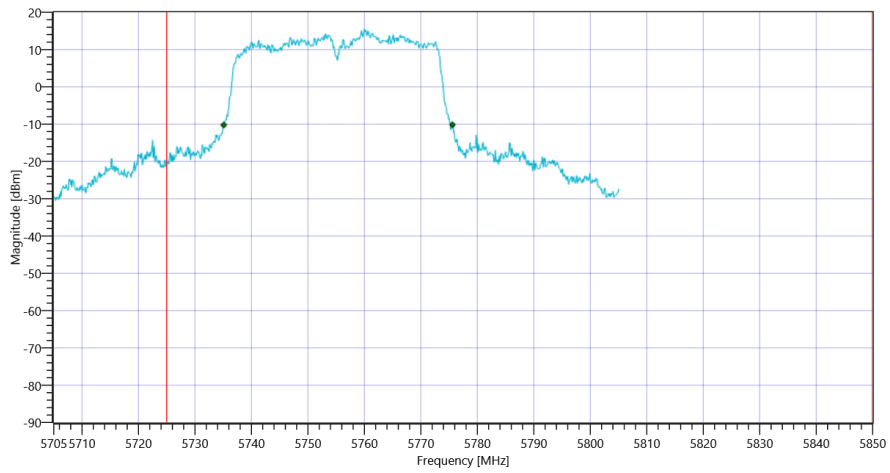
RESULT					
Test Description	Lower Limit	Upper Limit	Measured	Unit	Verdict
Bandwidth 20dB	---	---	40.5	MHz	INFO
T1 26dB	5725.000000	---	5735.1000	MHz	PASS
T2 26dB	---	5850.000000	5775.6000	MHz	PASS

Plot: Bandwidth only



FCC Part 15.407 & ISED Bandwidths ~ WLAN5Gx n-HT40 mode U-NII-3 26dB

Plot: Bandwidth within Band



FCC Part 15.407 & ISSED Bandwidths ~ WLAN5Gx n-HT40 mode U-NII-3

General verdict

PASS



## FCC Part 15.407 & ISED Bandwidths ~ WLAN5Gx n-HT40 mode U-NII-3

Test References	
TC Start	30.03.2022 00:25:08
Ambit Temp [°C]   Humidity [rel%]	25.2   24
System Version	3.0.5.9
Test Specification	FCC Part 15.407 & ISET RSS-GEN
Test Method	26dB Bandwidth KDB789033 D02, C.1 / ISED RSS-GEN
TC Version	0.0.1
My Description	FCC 15.407 Bandwidths - WLAN5Gx n-HT40 mode U-NII-3
Add. Information	

EUT Common Settings WLAN5Gx	
Number of Antenna Ports	4
User Interaction	No
Device Class UNII_1	AP indoor

Test Parameter	
Technology to test	WLAN5Gx n-HT40 mode U-NII-3
Antenna Port used	3
Temperature	nom
Voltage	nom
Frequency low to test	True   Freq [MHz] 5755
Frequency mid to test	False   Freq [MHz] 0
Frequency high to test	False   Freq [MHz] 5795
Auto Control enabled Power Supply   Climatic Box	No   No
Additional Path Loss [dB]	0.5
Switched Path	EUT - SignalingUnit - SpectrumAnalyzer

Test Equipment	
Signal analyzer,Rohde&Schwarz,FSV-40,1307.9002K40/101042,3.70	
Switch matrix,CTCadvanced,SPM-4 NI DAQ,28016133,NI	

## Test at TX 5755 MHz

### RESULT: Reference Power cond.

Test Description	Lower Limit	Upper Limit	Measured	Unit	Verdict
Ref. Power 1MHz/1MHz cond.	---	---	16.37	dBm	INFO
Ref. Frequency	---	---	5747.810	MHz	INFO

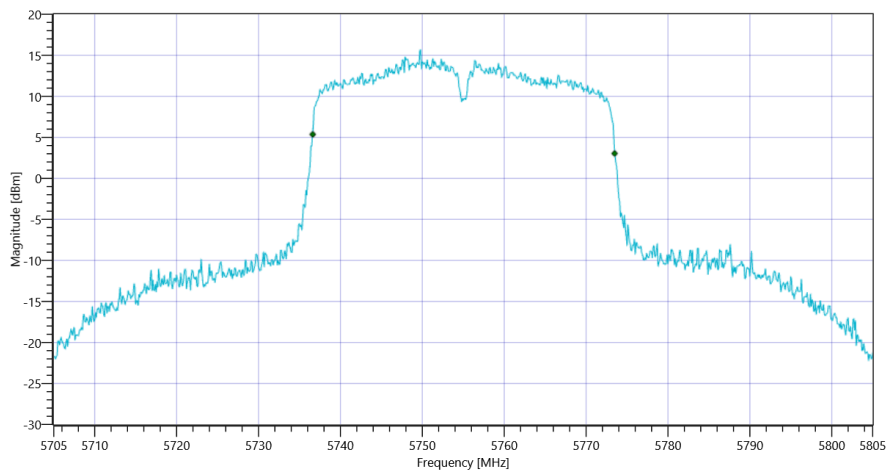
### READ SA SETTINGS:

RefLevel [dBm]   RefLevelOffset [dB]   InpAtt [dB]	24.37   17.87   25
Start [MHz]   Stop [MHz]	5705.000   5805.000
RBW [MHz]   VBW [MHz]	0.500000   3.000000
Detector   TraceMode	POS   MAXH
Sweep: Time [ms]   Count   Points per Section   Type	1   2500   1001   SWE

### RESULT

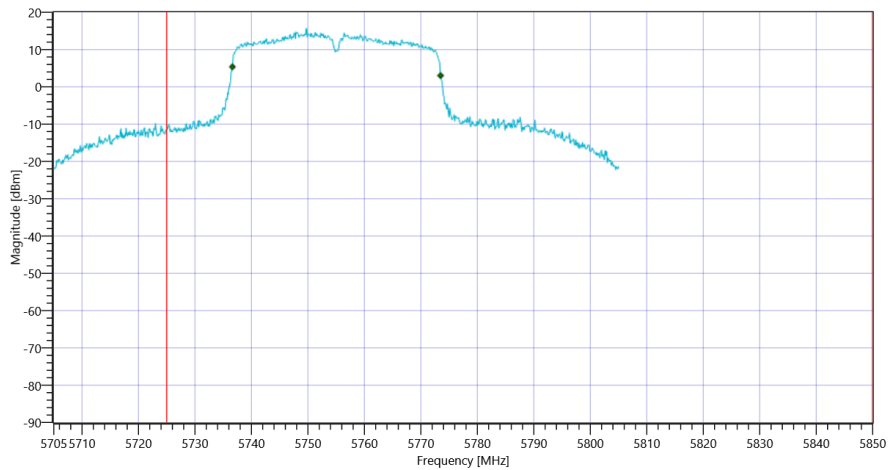
Test Description	Lower Limit	Upper Limit	Measured	Unit	Verdict
Bandwidth 99%	---	---	36.863	MHz	INFO
T1 99%	5725.000000	---	5736.6184	MHz	PASS
T2 99%	---	5850.000000	5773.4815	MHz	PASS

### Plot: Bandwidth only



FCC Part 15.407 & ISSED Bandwidths ~ WLAN5Gx n-HT40 mode U-NII-3 99PCT

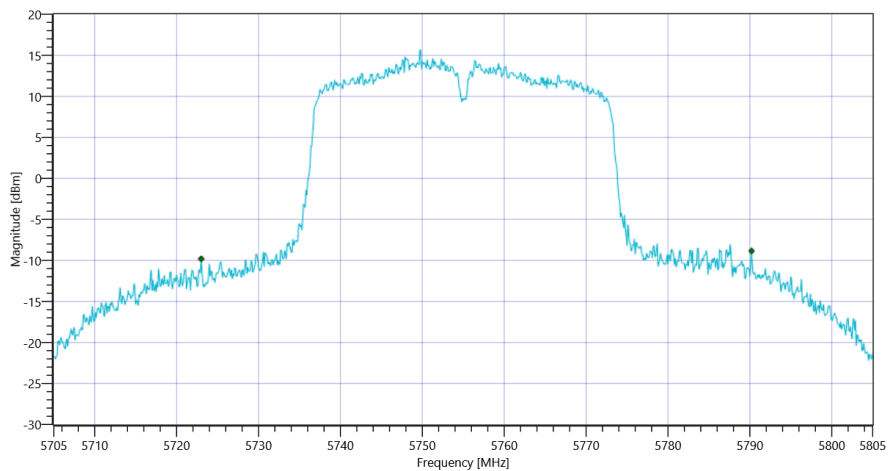
### Plot: Bandwidth within Band



FCC Part 15.407 & ISED Bandwidths ~ WLAN5Gx n-HT40 mode U-NII-3

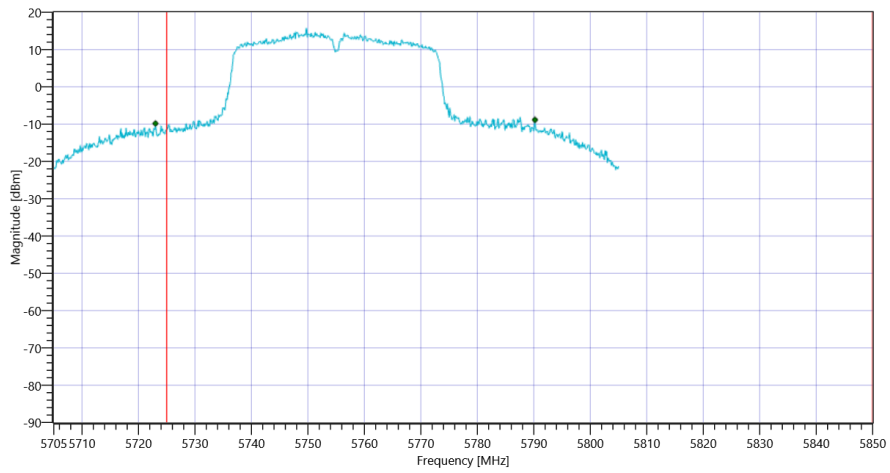
RESULT						
Test Description	Lower Limit	Upper Limit	Measured	Unit	Verdict	
Bandwidth 20dB	---	---	67.2	MHz	INFO	
T1 26dB	5725.000000	---	5723.0000	MHz	DFS required	
T2 26dB	---	5850.000000	5790.2000	MHz	PASS	

Plot: Bandwidth only



FCC Part 15.407 & ISED Bandwidths ~ WLAN5Gx n-HT40 mode U-NII-3 26dB

Plot: Bandwidth within Band



FCC Part 15.407 & ISSED Bandwidths ~ WLAN5Gx n-HT40 mode U-NII-3

General verdict

PASS

## FCC Part 15.407 & ISED Bandwidths ~ WLAN5Gx n-HT40 mode U-NII-3

Test References	
TC Start	30.03.2022 00:20:15
Ambit Temp [°C]   Humidity [rel%]	25.1   24
System Version	3.0.5.9
Test Specification	FCC Part 15.407 & ISET RSS-GEN
Test Method	26dB Bandwidth KDB789033 D02, C.1 / ISED RSS-GEN
TC Version	0.0.1
My Description	FCC 15.407 Bandwidths - WLAN5Gx n-HT40 mode U-NII-3
Add. Information	

EUT Common Settings WLAN5Gx	
Number of Antenna Ports	4
User Interaction	No
Device Class UNII_1	AP indoor

Test Parameter	
Technology to test	WLAN5Gx n-HT40 mode U-NII-3
Antenna Port used	2
Temperature	nom
Voltage	nom
Frequency low to test	True   Freq [MHz] 5755
Frequency mid to test	False   Freq [MHz] 0
Frequency high to test	False   Freq [MHz] 5795
Auto Control enabled Power Supply   Climatic Box	No   No
Additional Path Loss [dB]	0.5
Switched Path	EUT - SignalingUnit - SpectrumAnalyzer

Test Equipment	
Signal analyzer,Rohde&Schwarz,FSV-40,1307.9002K40/101042,3.70	
Switch matrix,CTCadvanced,SPM-4 NI DAQ,28016133,NI	

## Test at TX 5755 MHz

### RESULT: Reference Power cond.

Test Description	Lower Limit	Upper Limit	Measured	Unit	Verdict
Ref. Power 1MHz/1MHz cond.	---	---	17.96	dBm	INFO
Ref. Frequency	---	---	5752.600	MHz	INFO

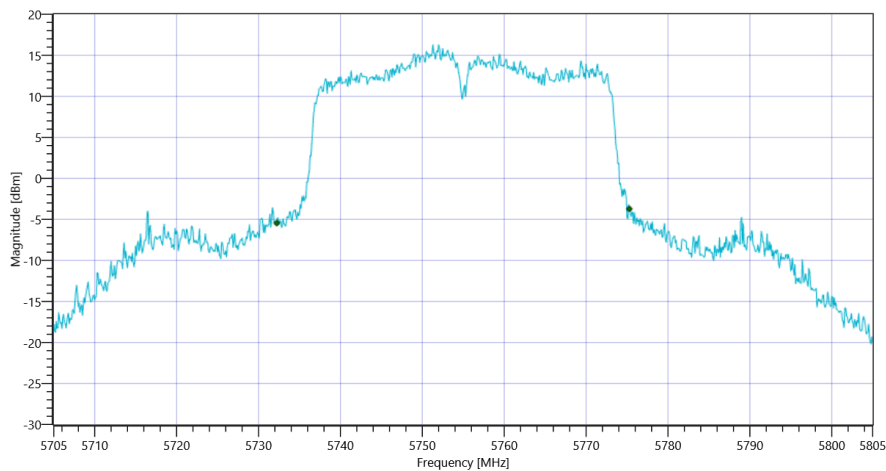
### READ SA SETTINGS:

RefLevel [dBm]   RefLevelOffset [dB]   InpAtt [dB]	25.96   17.87   25
Start [MHz]   Stop [MHz]	5705.000   5805.000
RBW [MHz]   VBW [MHz]	0.500000   3.000000
Detector   TraceMode	POS   MAXH
Sweep: Time [ms]   Count   Points per Section   Type	1   2500   1001   SWE

### RESULT

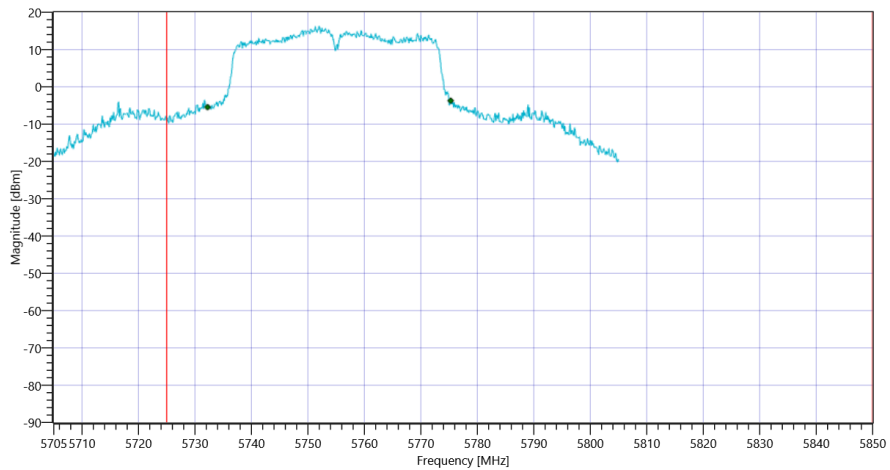
Test Description	Lower Limit	Upper Limit	Measured	Unit	Verdict
Bandwidth 99%	---	---	43.057	MHz	INFO
T1 99%	5725.000000	---	5732.2228	MHz	PASS
T2 99%	---	5850.000000	5775.2797	MHz	PASS

### Plot: Bandwidth only



FCC Part 15.407 & ISSED Bandwidths ~ WLAN5Gx n-HT40 mode U-NII-3 99PCT

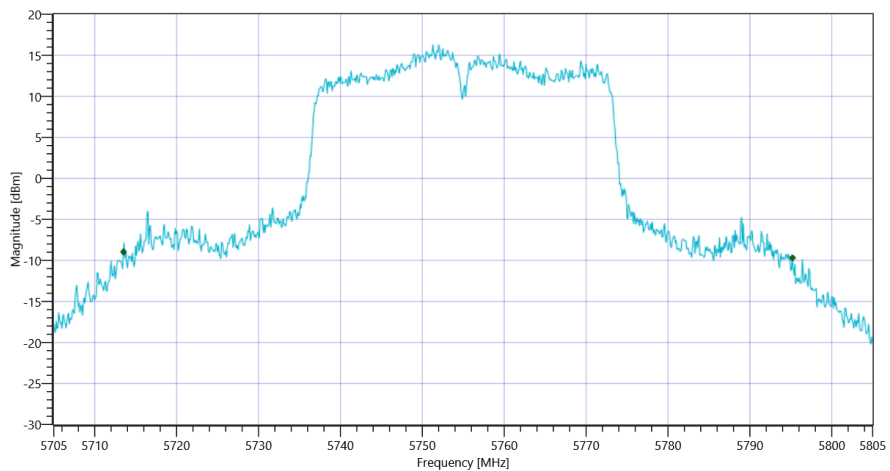
### Plot: Bandwidth within Band



FCC Part 15.407 & ISSED Bandwidths ~ WLAN5Gx n-HT40 mode U-NII-3

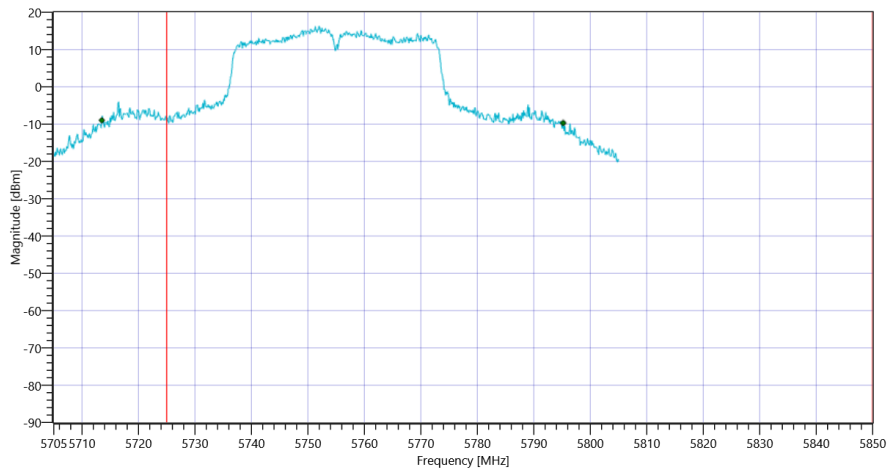
RESULT						
Test Description	Lower Limit	Upper Limit	Measured	Unit	Verdict	
Bandwidth 20dB	---	---	81.7	MHz	INFO	
T1 26dB	5725.000000	---	5713.5000	MHz	DFS required	
T2 26dB	---	5850.000000	5795.2000	MHz	PASS	

Plot: Bandwidth only



FCC Part 15.407 & ISSED Bandwidths ~ WLAN5Gx n-HT40 mode U-NII-3 26dB

Plot: Bandwidth within Band



FCC Part 15.407 & ISSED Bandwidths ~ WLAN5Gx n-HT40 mode U-NII-3

General verdict

PASS



## FCC Part 15.407 & ISED Bandwidths ~ WLAN5Gx n-HT40 mode U-NII-3

Test References	
TC Start	30.03.2022 00:15:21
Ambit Temp [°C]   Humidity [rel%]	25.2   24
System Version	3.0.5.9
Test Specification	FCC Part 15.407 & ISET RSS-GEN
Test Method	26dB Bandwidth KDB789033 D02, C.1 / ISED RSS-GEN
TC Version	0.0.1
My Description	FCC 15.407 Bandwidths - WLAN5Gx n-HT40 mode U-NII-3
Add. Information	

EUT Common Settings WLAN5Gx	
Number of Antenna Ports	4
User Interaction	No
Device Class UNII_1	AP indoor

Test Parameter	
Technology to test	WLAN5Gx n-HT40 mode U-NII-3
Antenna Port used	1
Temperature	nom
Voltage	nom
Frequency low to test	True   Freq [MHz] 5755
Frequency mid to test	False   Freq [MHz] 0
Frequency high to test	False   Freq [MHz] 5795
Auto Control enabled Power Supply   Climatic Box	No   No
Additional Path Loss [dB]	0.5
Switched Path	EUT - SignalingUnit - SpectrumAnalyzer

Test Equipment	
Signal analyzer,Rohde&Schwarz,FSV-40,1307.9002K40/101042,3.70	
Switch matrix,CTCadvanced,SPM-4 NI DAQ,28016133,NI	

## Test at TX 5755 MHz

### RESULT: Reference Power cond.

Test Description	Lower Limit	Upper Limit	Measured	Unit	Verdict
Ref. Power 1MHz/1MHz cond.	---	---	16.50	dBm	INFO
Ref. Frequency	---	---	5762.790	MHz	INFO

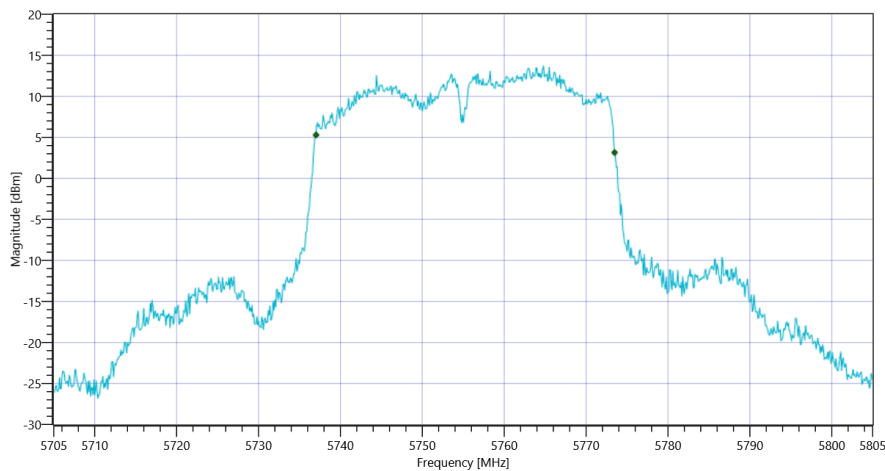
### READ SA SETTINGS:

RefLevel [dBm]   RefLevelOffset [dB]   InpAtt [dB]	24.50   17.87   25
Start [MHz]   Stop [MHz]	5705.000   5805.000
RBW [MHz]   VBW [MHz]	0.500000   3.000000
Detector   TraceMode	POS   MAXH
Sweep: Time [ms]   Count   Points per Section   Type	1   2500   1001   SWE

### RESULT

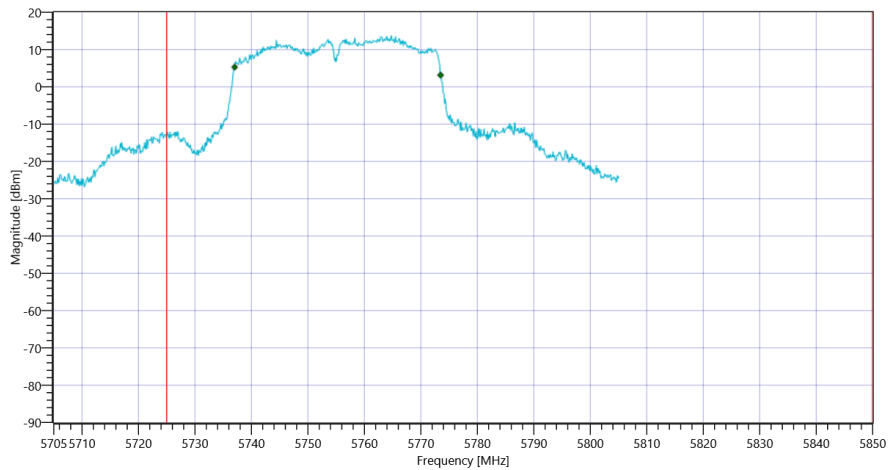
Test Description	Lower Limit	Upper Limit	Measured	Unit	Verdict
Bandwidth 99%	---	---	36.464	MHz	INFO
T1 99%	5725.000000	---	5737.0180	MHz	PASS
T2 99%	---	5850.000000	5773.4815	MHz	PASS

### Plot: Bandwidth only



FCC Part 15.407 & ISSED Bandwidths ~ WLAN5Gx n-HT40 mode U-NII-3 99PCT

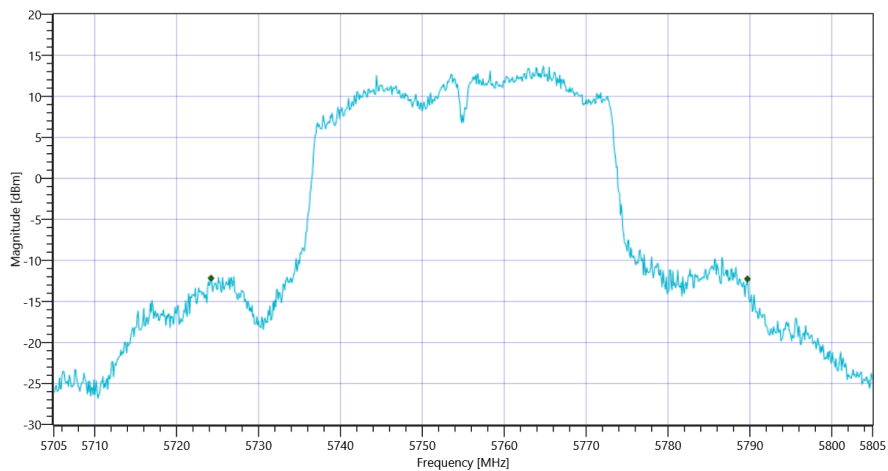
### Plot: Bandwidth within Band



FCC Part 15.407 & ISED Bandwidths ~ WLAN5Gx n-HT40 mode U-NII-3

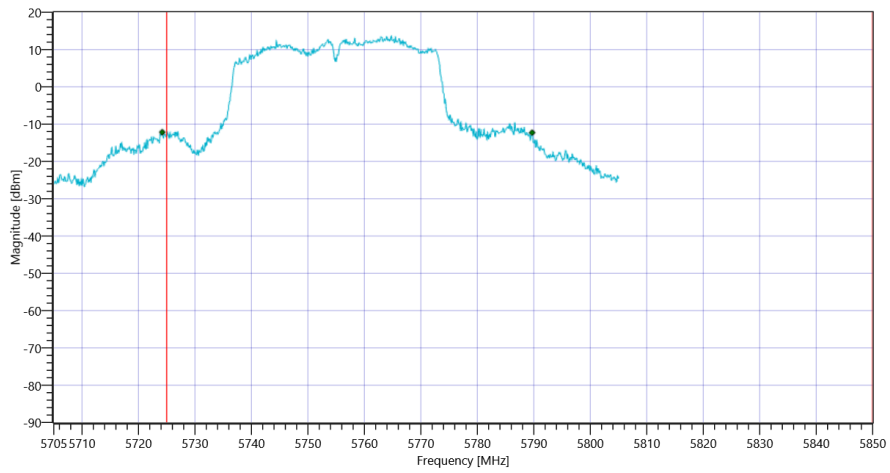
RESULT					
Test Description	Lower Limit	Upper Limit	Measured	Unit	Verdict
Bandwidth 20dB	---	---	65.5	MHz	INFO
T1 26dB	5725.000000	---	5724.2000	MHz	DFS required
T2 26dB	---	5850.000000	5789.7000	MHz	PASS

Plot: Bandwidth only



FCC Part 15.407 & ISED Bandwidths ~ WLAN5Gx n-HT40 mode U-NII-3 26dB

Plot: Bandwidth within Band



FCC Part 15.407 & ISSED Bandwidths ~ WLAN5Gx n-HT40 mode U-NII-3

General verdict

PASS

## FCC Part 15.407 & ISED Bandwidths ~ WLAN5Gx n-HT40 mode U-NII-2C

Test References	
TC Start	30.03.2022 00:10:56
Ambit Temp [°C]   Humidity [rel%]	25.2   24
System Version	3.0.5.9
Test Specification	FCC Part 15.407 & ISET RSS-GEN
Test Method	26dB Bandwidth KDB789033 D02, C.1 / ISED RSS-GEN
TC Version	0.0.1
My Description	FCC 15.407 Bandwidths - WLAN5Gx n-HT40 mode U-NII-2C
Add. Information	

EUT Common Settings WLAN5Gx	
Number of Antenna Ports	4
User Interaction	No
Device Class UNII_1	AP indoor

Test Parameter	
Technology to test	WLAN5Gx n-HT40 mode U-NII-2C
Antenna Port used	4
Temperature	nom
Voltage	nom
Frequency low to test	False   Freq [MHz] 5510
Frequency mid to test	False   Freq [MHz] 5590
Frequency high to test	True   Freq [MHz] 5670
Auto Control enabled Power Supply   Climatic Box	No   No
Additional Path Loss [dB]	0.5
Switched Path	EUT - SignalingUnit - SpectrumAnalyzer

Test Equipment	
Signal analyzer,Rohde&Schwarz,FSV-40,1307.9002K40/101042,3.70	
Switch matrix,CTCadvanced,SPM-4 NI DAQ,28016133,NI	

## Test at TX 5670 MHz

### RESULT: Reference Power cond.

Test Description	Lower Limit	Upper Limit	Measured	Unit	Verdict
Ref. Power 1MHz/1MHz cond.	---	---	11.71	dBm	INFO
Ref. Frequency	---	---	5664.010	MHz	INFO

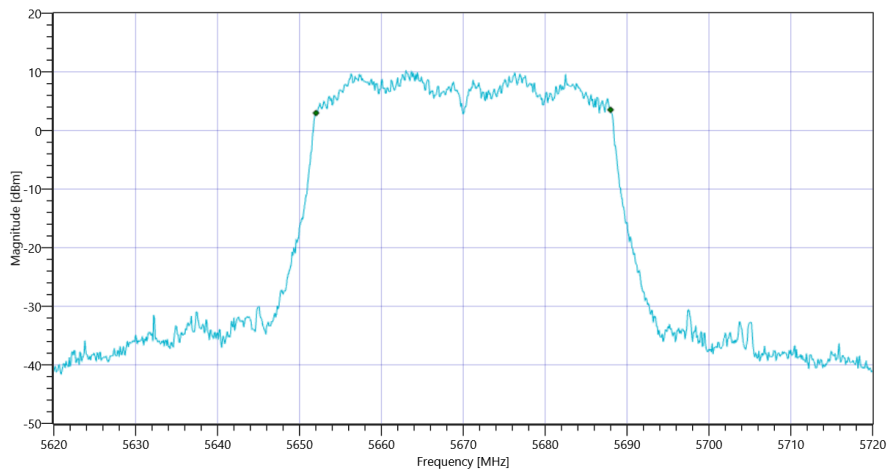
### READ SA SETTINGS:

RefLevel [dBm]   RefLevelOffset [dB]   InpAtt [dB]	19.71   17.77   20
Start [MHz]   Stop [MHz]	5620.000   5720.000
RBW [MHz]   VBW [MHz]	0.500000   3.000000
Detector   TraceMode	POS   MAXH
Sweep: Time [ms]   Count   Points per Section   Type	1   2500   1001   SWE

### RESULT

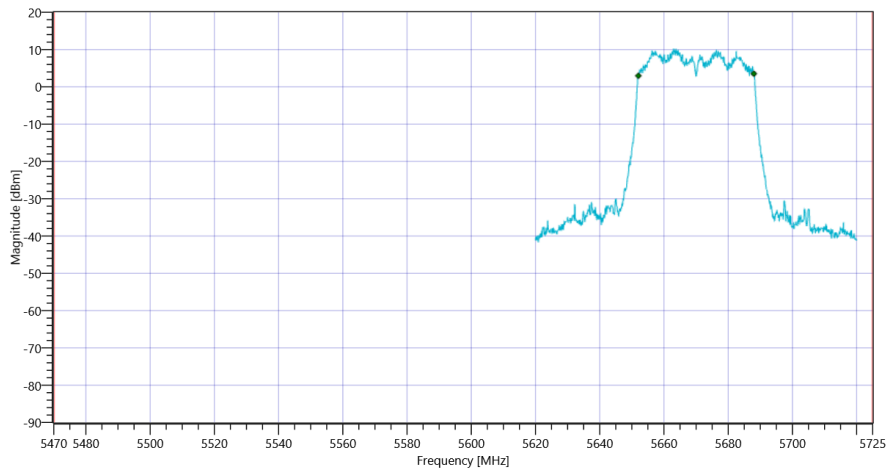
Test Description	Lower Limit	Upper Limit	Measured	Unit	Verdict
Bandwidth 99%	---	---	35.964	MHz	INFO
T1 99%	5470.000000	---	5652.0180	MHz	PASS since U-NII-3 is supported
T2 99%	---	5725.000000	5687.9820	MHz	

### Plot: Bandwidth only



FCC Part 15.407 & ISSED Bandwidths ~ WLAN5Gx n-HT40 mode U-NII-2C 99PCT

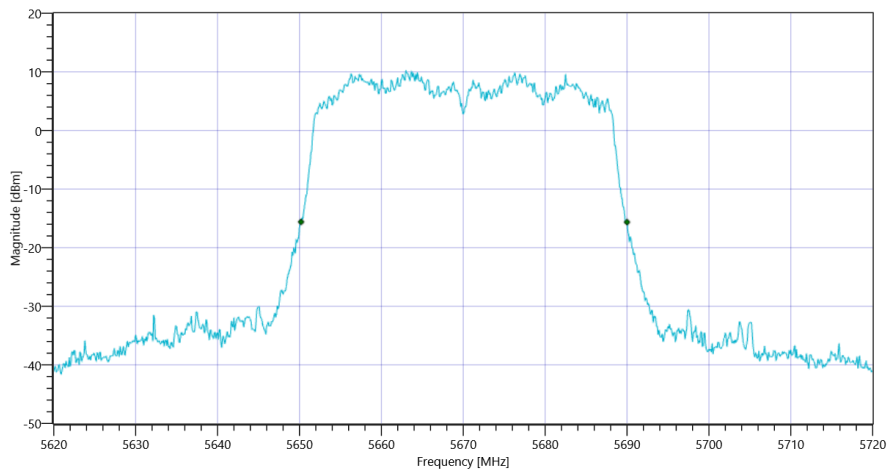
### Plot: Bandwidth within Band



FCC Part 15.407 & ISSED Bandwidths ~ WLAN5Gx n-HT40 mode U-NII-2C

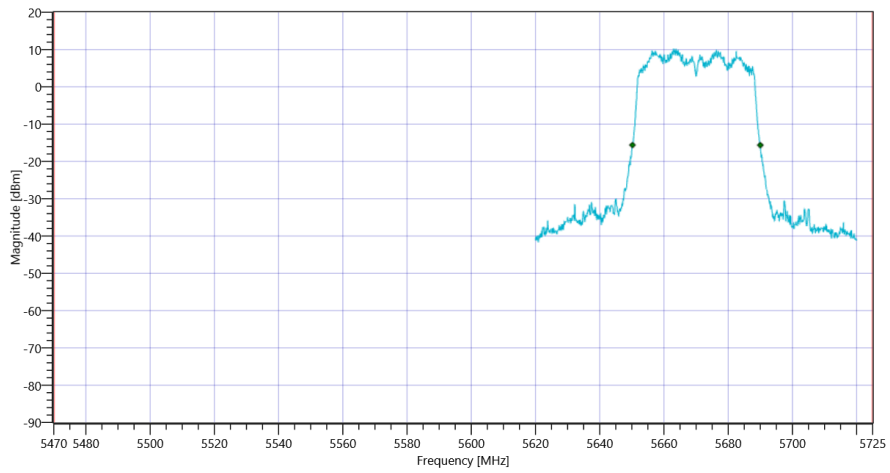
RESULT					
Test Description	Lower Limit	Upper Limit	Measured	Unit	Verdict
Bandwidth 20dB	---	---	39.8	MHz	INFO
T1 26dB	5470.000000	---	5650.2000	MHz	PASS since U-NII-3 is supported
T2 26dB	---	5725.000000	5690.0000	MHz	

Plot: Bandwidth only



FCC Part 15.407 & ISSED Bandwidths ~ WLAN5Gx n-HT40 mode U-NII-2C 26dB

Plot: Bandwidth within Band



FCC Part 15.407 & ISSED Bandwidths ~ WLAN5Gx n-HT40 mode U-NII-2C

General verdict

PASS



## FCC Part 15.407 & ISED Bandwidths ~ WLAN5Gx n-HT40 mode U-NII-2C

Test References	
TC Start	30.03.2022 00:07:49
Ambit Temp [°C]   Humidity [rel%]	25.2   24
System Version	3.0.5.9
Test Specification	FCC Part 15.407 & ISET RSS-GEN
Test Method	26dB Bandwidth KDB789033 D02, C.1 / ISED RSS-GEN
TC Version	0.0.1
My Description	FCC 15.407 Bandwidths - WLAN5Gx n-HT40 mode U-NII-2C
Add. Information	

EUT Common Settings WLAN5Gx	
Number of Antenna Ports	4
User Interaction	No
Device Class UNII_1	AP indoor

Test Parameter	
Technology to test	WLAN5Gx n-HT40 mode U-NII-2C
Antenna Port used	3
Temperature	nom
Voltage	nom
Frequency low to test	False   Freq [MHz] 5510
Frequency mid to test	False   Freq [MHz] 5590
Frequency high to test	True   Freq [MHz] 5670
Auto Control enabled Power Supply   Climatic Box	No   No
Additional Path Loss [dB]	0.5
Switched Path	EUT - SignalingUnit - SpectrumAnalyzer

Test Equipment	
Signal analyzer,Rohde&Schwarz,FSV-40,1307.9002K40/101042,3.70	
Switch matrix,CTCadvanced,SPM-4 NI DAQ,28016133,NI	

## Test at TX 5670 MHz

### RESULT: Reference Power cond.

Test Description	Lower Limit	Upper Limit	Measured	Unit	Verdict
Ref. Power 1MHz/1MHz cond.	---	---	12.78	dBm	INFO
Ref. Frequency	---	---	5674.000	MHz	INFO

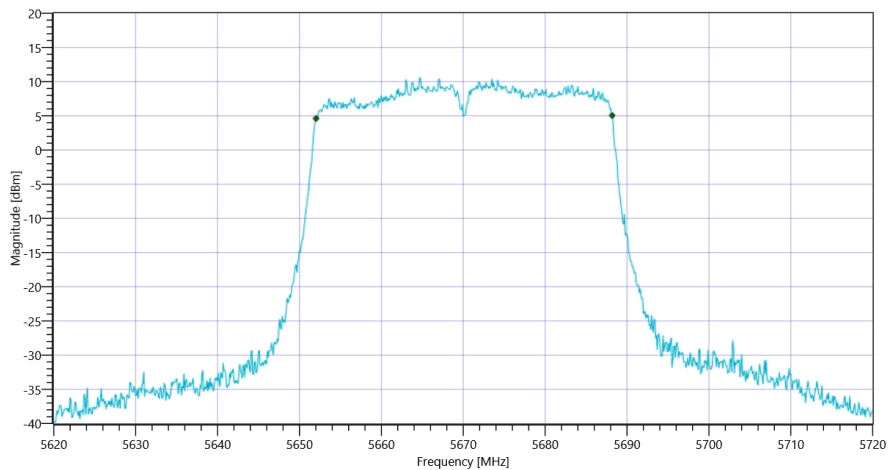
### READ SA SETTINGS:

RefLevel [dBm]   RefLevelOffset [dB]   InpAtt [dB]	20.78   17.77   20
Start [MHz]   Stop [MHz]	5620.000   5720.000
RBW [MHz]   VBW [MHz]	0.500000   3.000000
Detector   TraceMode	POS   MAXH
Sweep: Time [ms]   Count   Points per Section   Type	1   2500   1001   SWE

### RESULT

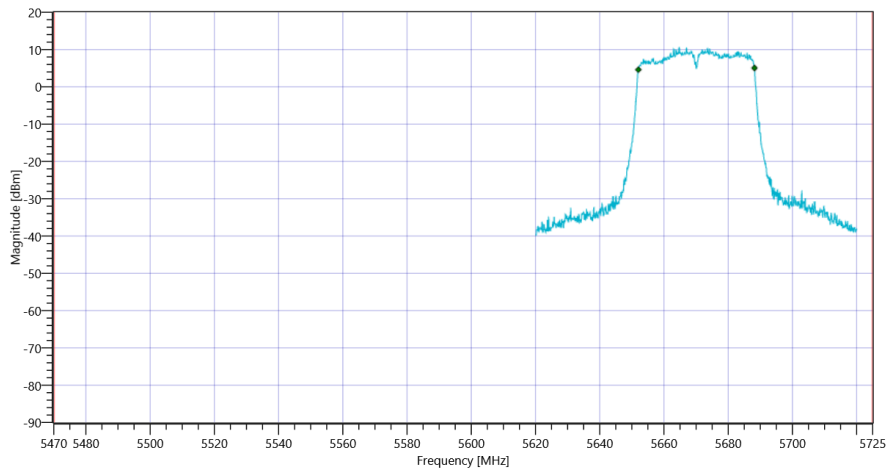
Test Description	Lower Limit	Upper Limit	Measured	Unit	Verdict
Bandwidth 99%	---	---	36.164	MHz	INFO
T1 99%	5470.000000	---	5652.0180	MHz	PASS since U-NII-3 is supported
T2 99%	---	5725.000000	5688.1818	MHz	

### Plot: Bandwidth only



FCC Part 15.407 & ISSED Bandwidths ~ WLAN5Gx n-HT40 mode U-NII-2C 99PCT

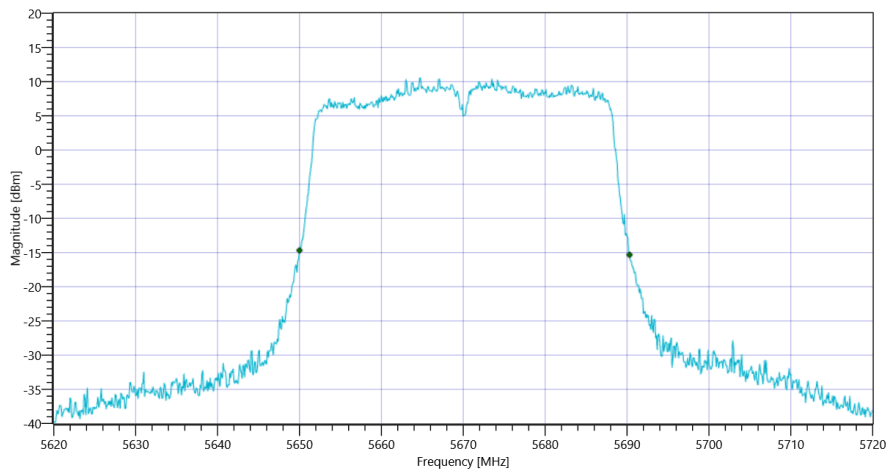
### Plot: Bandwidth within Band



FCC Part 15.407 & ISSED Bandwidths ~ WLAN5Gx n-HT40 mode U-NII-2C

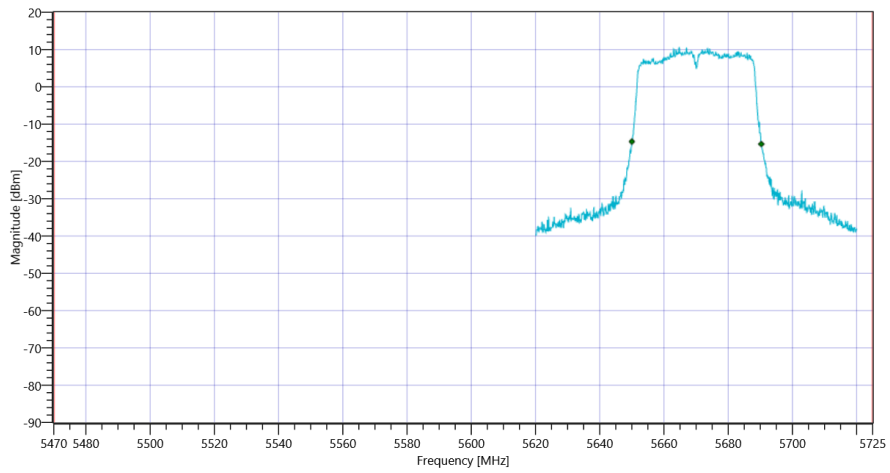
RESULT					
Test Description	Lower Limit	Upper Limit	Measured	Unit	Verdict
Bandwidth 20dB	---	---	40.3	MHz	INFO
T1 26dB	5470.000000	---	5650.0000	MHz	PASS since U-NII-3 is supported
T2 26dB	---	5725.000000	5690.3000	MHz	

Plot: Bandwidth only



FCC Part 15.407 & ISSED Bandwidths ~ WLAN5Gx n-HT40 mode U-NII-2C 26dB

Plot: Bandwidth within Band



FCC Part 15.407 & ISSED Bandwidths ~ WLAN5Gx n-HT40 mode U-NII-2C

General verdict

PASS

## FCC Part 15.407 & ISED Bandwidths ~ WLAN5Gx n-HT40 mode U-NII-2C

Test References	
TC Start	30.03.2022 00:04:40
Ambit Temp [°C]   Humidity [rel%]	25.2   25
System Version	3.0.5.9
Test Specification	FCC Part 15.407 & ISET RSS-GEN
Test Method	26dB Bandwidth KDB789033 D02, C.1 / ISED RSS-GEN
TC Version	0.0.1
My Description	FCC 15.407 Bandwidths - WLAN5Gx n-HT40 mode U-NII-2C
Add. Information	

EUT Common Settings WLAN5Gx	
Number of Antenna Ports	4
User Interaction	No
Device Class UNII_1	AP indoor

Test Parameter	
Technology to test	WLAN5Gx n-HT40 mode U-NII-2C
Antenna Port used	2
Temperature	nom
Voltage	nom
Frequency low to test	False   Freq [MHz] 5510
Frequency mid to test	False   Freq [MHz] 5590
Frequency high to test	True   Freq [MHz] 5670
Auto Control enabled Power Supply   Climatic Box	No   No
Additional Path Loss [dB]	0.5
Switched Path	EUT - SignalingUnit - SpectrumAnalyzer

Test Equipment	
Signal analyzer,Rohde&Schwarz,FSV-40,1307.9002K40/101042,3.70	
Switch matrix,CTCadvanced,SPM-4 NI DAQ,28016133,NI	

## Test at TX 5670 MHz

### RESULT: Reference Power cond.

Test Description	Lower Limit	Upper Limit	Measured	Unit	Verdict
Ref. Power 1MHz/1MHz cond.	---	---	10.57	dBm	INFO
Ref. Frequency	---	---	5673.800	MHz	INFO

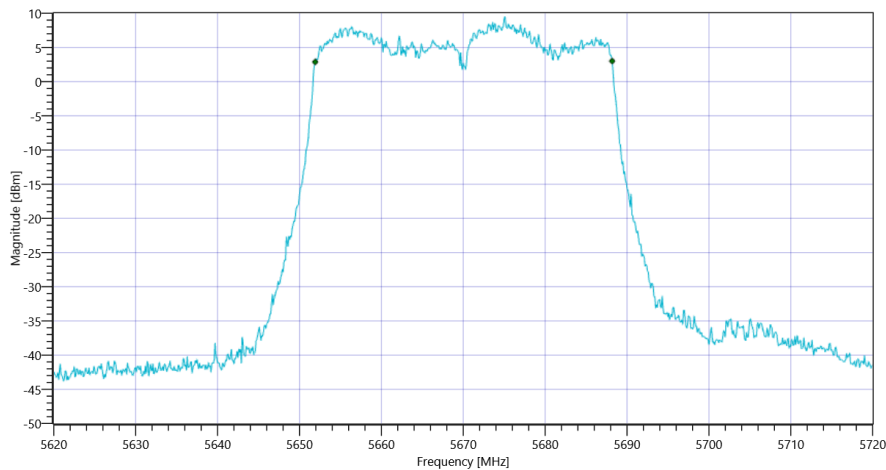
### READ SA SETTINGS:

RefLevel [dBm]   RefLevelOffset [dB]   InpAtt [dB]	18.57   17.77   20
Start [MHz]   Stop [MHz]	5620.000   5720.000
RBW [MHz]   VBW [MHz]	0.500000   3.000000
Detector   TraceMode	POS   MAXH
Sweep: Time [ms]   Count   Points per Section   Type	1   2500   1001   SWE

### RESULT

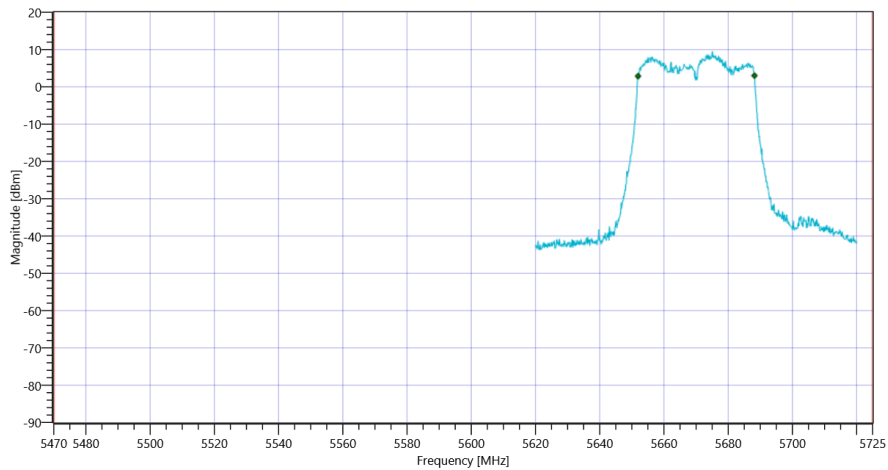
Test Description	Lower Limit	Upper Limit	Measured	Unit	Verdict
Bandwidth 99%	---	---	36.264	MHz	INFO
T1 99%	5470.000000	---	5651.9181	MHz	PASS since U-NII-3 is supported
T2 99%	---	5725.000000	5688.1818	MHz	

### Plot: Bandwidth only



FCC Part 15.407 & ISSED Bandwidths ~ WLAN5Gx n-HT40 mode U-NII-2C 99PCT

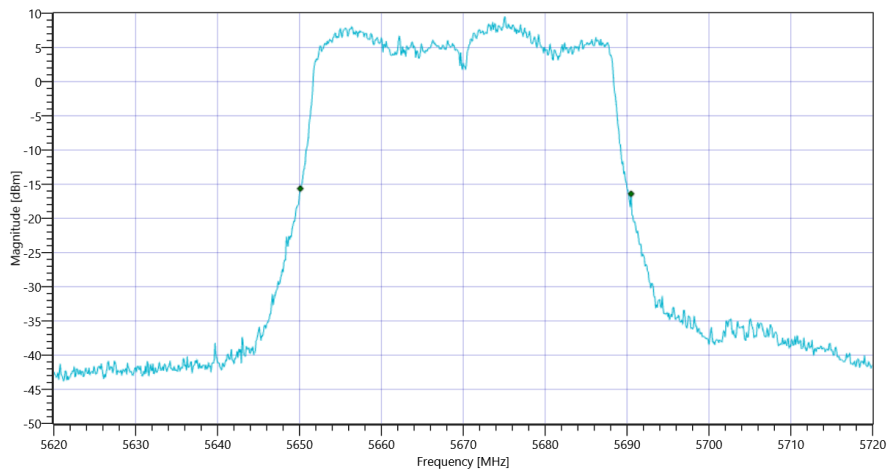
### Plot: Bandwidth within Band



FCC Part 15.407 & ISSED Bandwidths ~ WLAN5Gx n-HT40 mode U-NII-2C

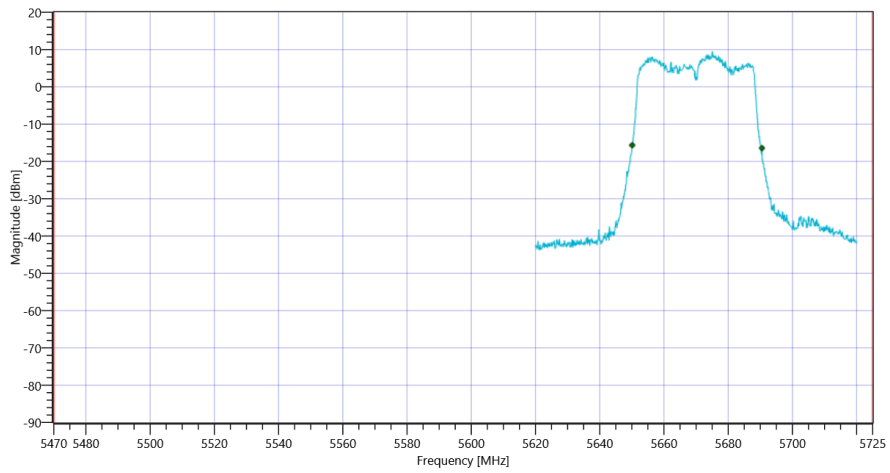
RESULT					
Test Description	Lower Limit	Upper Limit	Measured	Unit	Verdict
Bandwidth 20dB	---	---	40.4	MHz	INFO
T1 26dB	5470.000000	---	5650.1000	MHz	PASS since U-NII-3 is supported
T2 26dB	---	5725.000000	5690.5000	MHz	

Plot: Bandwidth only



FCC Part 15.407 & ISSED Bandwidths ~ WLAN5Gx n-HT40 mode U-NII-2C 26dB

Plot: Bandwidth within Band



FCC Part 15.407 & ISSED Bandwidths ~ WLAN5Gx n-HT40 mode U-NII-2C

General verdict

PASS



## FCC Part 15.407 & ISED Bandwidths ~ WLAN5Gx n-HT40 mode U-NII-2C

Test References	
TC Start	30.03.2022 00:01:33
Ambit Temp [°C]   Humidity [rel%]	25.1   24
System Version	3.0.5.9
Test Specification	FCC Part 15.407 & ISET RSS-GEN
Test Method	26dB Bandwidth KDB789033 D02, C.1 / ISED RSS-GEN
TC Version	0.0.1
My Description	FCC 15.407 Bandwidths - WLAN5Gx n-HT40 mode U-NII-2C
Add. Information	

EUT Common Settings WLAN5Gx	
Number of Antenna Ports	4
User Interaction	No
Device Class UNII_1	AP indoor

Test Parameter	
Technology to test	WLAN5Gx n-HT40 mode U-NII-2C
Antenna Port used	1
Temperature	nom
Voltage	nom
Frequency low to test	False   Freq [MHz] 5510
Frequency mid to test	False   Freq [MHz] 5590
Frequency high to test	True   Freq [MHz] 5670
Auto Control enabled Power Supply   Climatic Box	No   No
Additional Path Loss [dB]	0.5
Switched Path	EUT - SignalingUnit - SpectrumAnalyzer

Test Equipment	
Signal analyzer,Rohde&Schwarz,FSV-40,1307.9002K40/101042,3.70	
Switch matrix,CTCadvanced,SPM-4 NI DAQ,28016133,NI	

## Test at TX 5670 MHz

### RESULT: Reference Power cond.

Test Description	Lower Limit	Upper Limit	Measured	Unit	Verdict
Ref. Power 1MHz/1MHz cond.	---	---	11.27	dBm	INFO
Ref. Frequency	---	---	5667.800	MHz	INFO

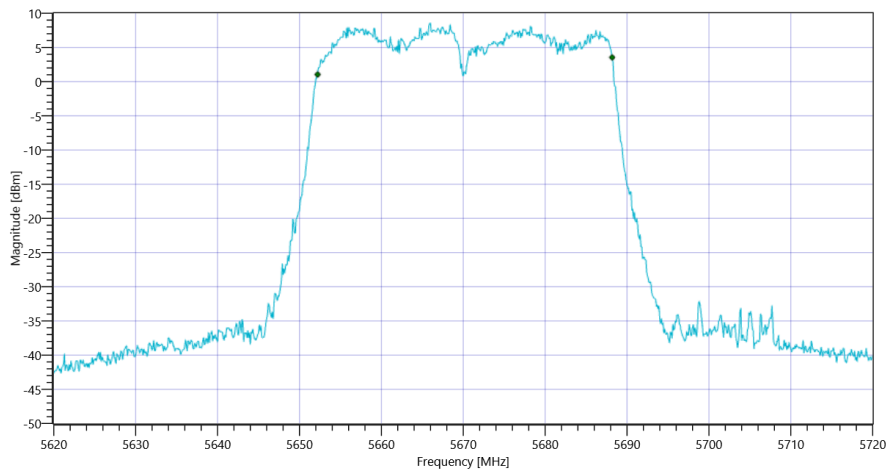
### READ SA SETTINGS:

RefLevel [dBm]   RefLevelOffset [dB]   InpAtt [dB]	19.27   17.77   20
Start [MHz]   Stop [MHz]	5620.000   5720.000
RBW [MHz]   VBW [MHz]	0.500000   3.000000
Detector   TraceMode	POS   MAXH
Sweep: Time [ms]   Count   Points per Section   Type	1   2500   1001   SWE

### RESULT

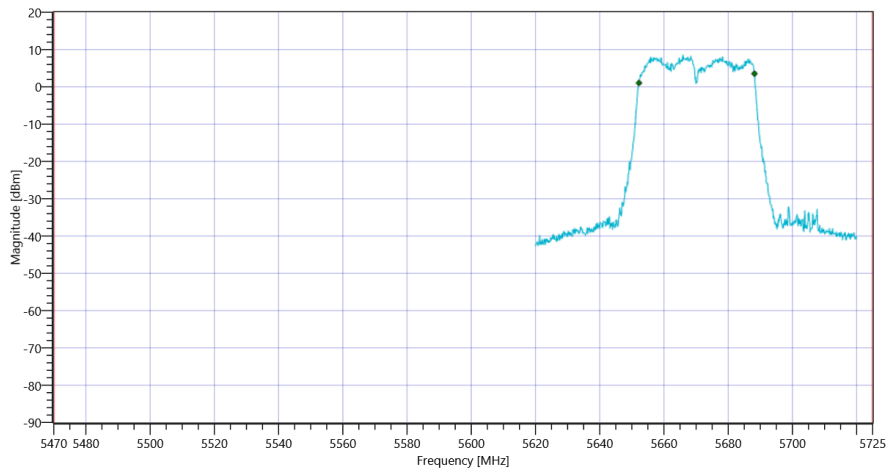
Test Description	Lower Limit	Upper Limit	Measured	Unit	Verdict
Bandwidth 99%	---	---	35.964	MHz	INFO
T1 99%	5470.000000	---	5652.2178	MHz	PASS since U-NII-3 is supported
T2 99%	---	5725.000000	5688.1818	MHz	

### Plot: Bandwidth only



FCC Part 15.407 & ISSED Bandwidths ~ WLAN5Gx n-HT40 mode U-NII-2C 99PCT

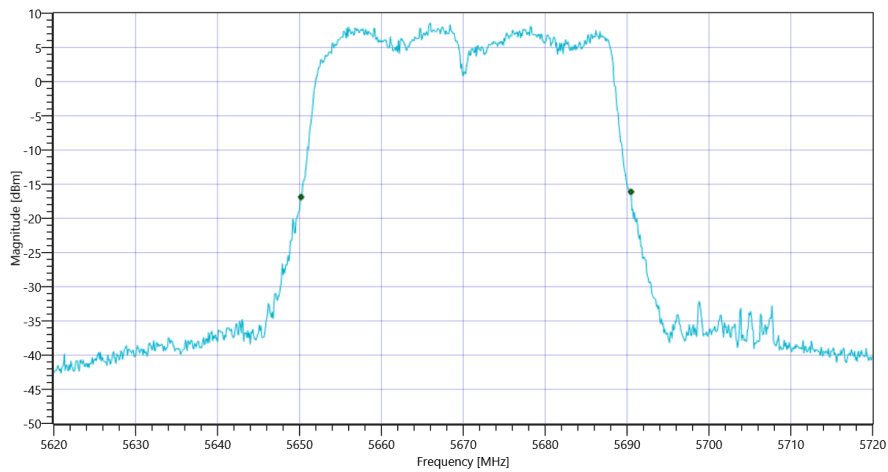
### Plot: Bandwidth within Band



FCC Part 15.407 & ISSED Bandwidths ~ WLAN5Gx n-HT40 mode U-NII-2C

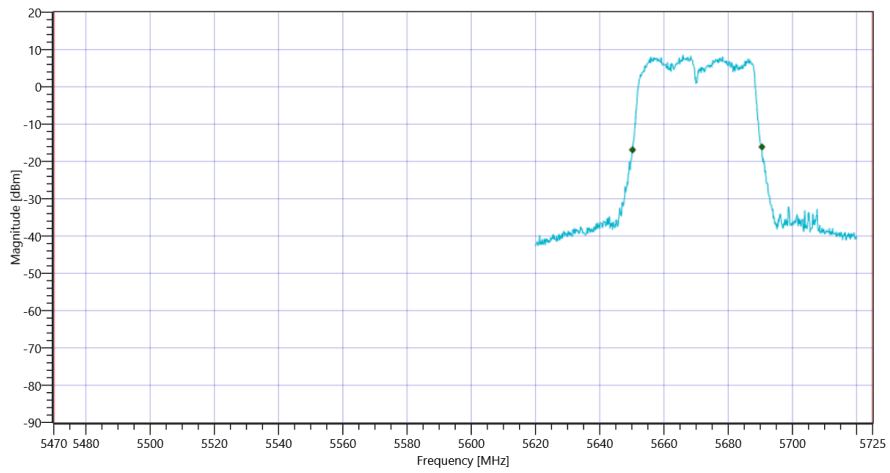
RESULT					
Test Description	Lower Limit	Upper Limit	Measured	Unit	Verdict
Bandwidth 20dB	---	---	40.3	MHz	INFO
T1 26dB	5470.000000	---	5650.2000	MHz	PASS since U-NII-3 is supported
T2 26dB	---	5725.000000	5690.5000	MHz	

Plot: Bandwidth only



FCC Part 15.407 & ISSED Bandwidths ~ WLAN5Gx n-HT40 mode U-NII-2C 26dB

Plot: Bandwidth within Band



FCC Part 15.407 & ISSED Bandwidths ~ WLAN5Gx n-HT40 mode U-NII-2C

General verdict

PASS

## FCC Part 15.407 & ISED Bandwidths ~ WLAN5Gx n-HT40 mode U-NII-2C

Test References	
TC Start	29.03.2022 23:58:12
Ambit Temp [°C]   Humidity [rel%]	25.1   24
System Version	3.0.5.9
Test Specification	FCC Part 15.407 & ISET RSS-GEN
Test Method	26dB Bandwidth KDB789033 D02, C.1 / ISED RSS-GEN
TC Version	0.0.1
My Description	FCC 15.407 Bandwidths - WLAN5Gx n-HT40 mode U-NII-2C
Add. Information	

EUT Common Settings WLAN5Gx	
Number of Antenna Ports	4
User Interaction	No
Device Class UNII_1	AP indoor

Test Parameter	
Technology to test	WLAN5Gx n-HT40 mode U-NII-2C
Antenna Port used	4
Temperature	nom
Voltage	nom
Frequency low to test	False   Freq [MHz] 5510
Frequency mid to test	True   Freq [MHz] 5590
Frequency high to test	False   Freq [MHz] 5670
Auto Control enabled Power Supply   Climatic Box	No   No
Additional Path Loss [dB]	0.5
Switched Path	EUT - SignalingUnit - SpectrumAnalyzer

Test Equipment	
Signal analyzer,Rohde&Schwarz,FSV-40,1307.9002K40/101042,3.70	
Switch matrix,CTCadvanced,SPM-4 NI DAQ,28016133,NI	

## Test at TX 5590 MHz

### RESULT: Reference Power cond.

Test Description	Lower Limit	Upper Limit	Measured	Unit	Verdict
Ref. Power 1MHz/1MHz cond.	---	---	11.66	dBm	INFO
Ref. Frequency	---	---	5584.410	MHz	INFO

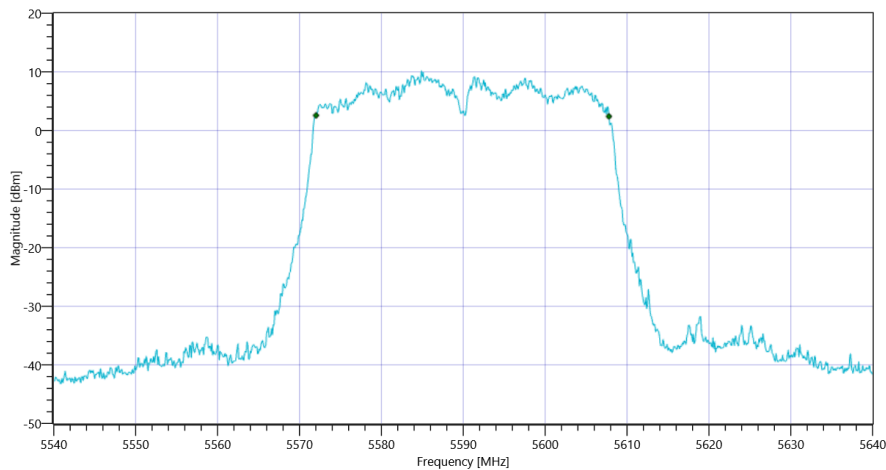
### READ SA SETTINGS:

RefLevel [dBm]   RefLevelOffset [dB]   InpAtt [dB]	19.66   18.12   20
Start [MHz]   Stop [MHz]	5540.000   5640.000
RBW [MHz]   VBW [MHz]	0.500000   3.000000
Detector   TraceMode	POS   MAXH
Sweep: Time [ms]   Count   Points per Section   Type	1   2500   1001   SWE

### RESULT

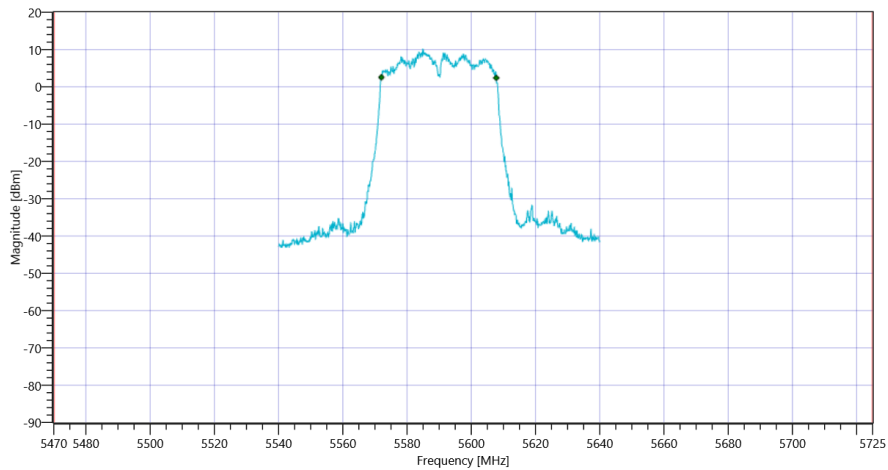
Test Description	Lower Limit	Upper Limit	Measured	Unit	Verdict
Bandwidth 99%	---	---	35.764	MHz	INFO
T1 99%	5470.000000	---	5572.0180	MHz	PASS since U-NII-3 is supported
T2 99%	---	5725.000000	5607.7822	MHz	

### Plot: Bandwidth only



FCC Part 15.407 & ISSED Bandwidths ~ WLAN5Gx n-HT40 mode U-NII-2C 99PCT

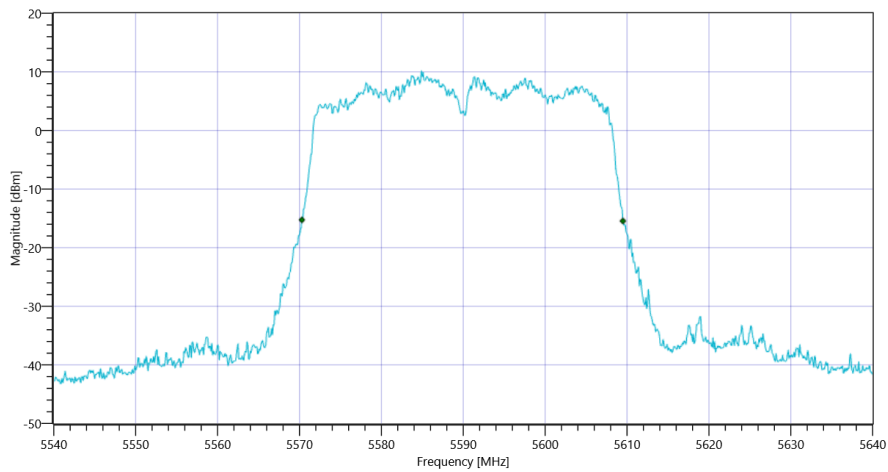
### Plot: Bandwidth within Band



FCC Part 15.407 & ISSED Bandwidths ~ WLAN5Gx n-HT40 mode U-NII-2C

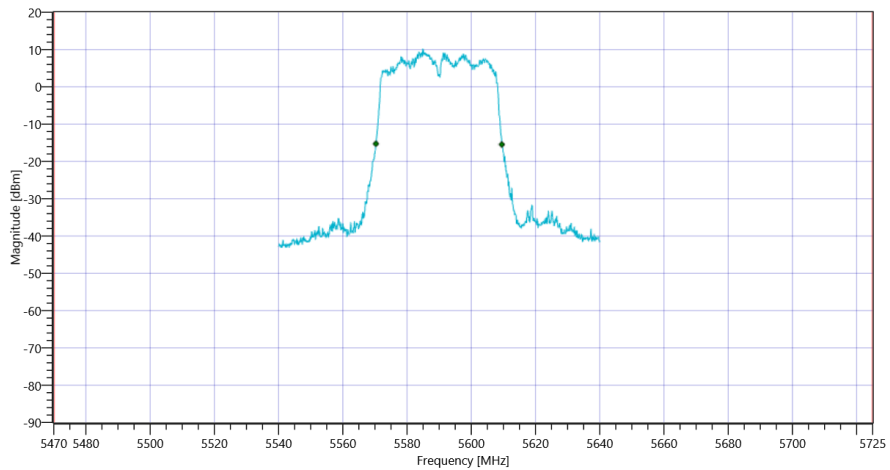
RESULT					
Test Description	Lower Limit	Upper Limit	Measured	Unit	Verdict
Bandwidth 20dB	---	---	39.2	MHz	INFO
T1 26dB	5470.000000	---	5570.3000	MHz	PASS since U-NII-3 is supported
T2 26dB	---	5725.000000	5609.5000	MHz	

Plot: Bandwidth only



FCC Part 15.407 & ISSED Bandwidths ~ WLAN5Gx n-HT40 mode U-NII-2C 26dB

Plot: Bandwidth within Band



FCC Part 15.407 & ISSED Bandwidths ~ WLAN5Gx n-HT40 mode U-NII-2C

General verdict

PASS



## FCC Part 15.407 & ISED Bandwidths ~ WLAN5Gx n-HT40 mode U-NII-2C

Test References	
TC Start	29.03.2022 23:55:05
Ambit Temp [°C]   Humidity [rel%]	25.1   24
System Version	3.0.5.9
Test Specification	FCC Part 15.407 & ISET RSS-GEN
Test Method	26dB Bandwidth KDB789033 D02, C.1 / ISED RSS-GEN
TC Version	0.0.1
My Description	FCC 15.407 Bandwidths - WLAN5Gx n-HT40 mode U-NII-2C
Add. Information	

EUT Common Settings WLAN5Gx	
Number of Antenna Ports	4
User Interaction	No
Device Class UNII_1	AP indoor

Test Parameter	
Technology to test	WLAN5Gx n-HT40 mode U-NII-2C
Antenna Port used	3
Temperature	nom
Voltage	nom
Frequency low to test	False   Freq [MHz] 5510
Frequency mid to test	True   Freq [MHz] 5590
Frequency high to test	False   Freq [MHz] 5670
Auto Control enabled Power Supply   Climatic Box	No   No
Additional Path Loss [dB]	0.5
Switched Path	EUT - SignalingUnit - SpectrumAnalyzer

Test Equipment	
Signal analyzer,Rohde&Schwarz,FSV-40,1307.9002K40/101042,3.70	
Switch matrix,CTCadvanced,SPM-4 NI DAQ,28016133,NI	

## Test at TX 5590 MHz

### RESULT: Reference Power cond.

Test Description	Lower Limit	Upper Limit	Measured	Unit	Verdict
Ref. Power 1MHz/1MHz cond.	---	---	12.15	dBm	INFO
Ref. Frequency	---	---	5595.190	MHz	INFO

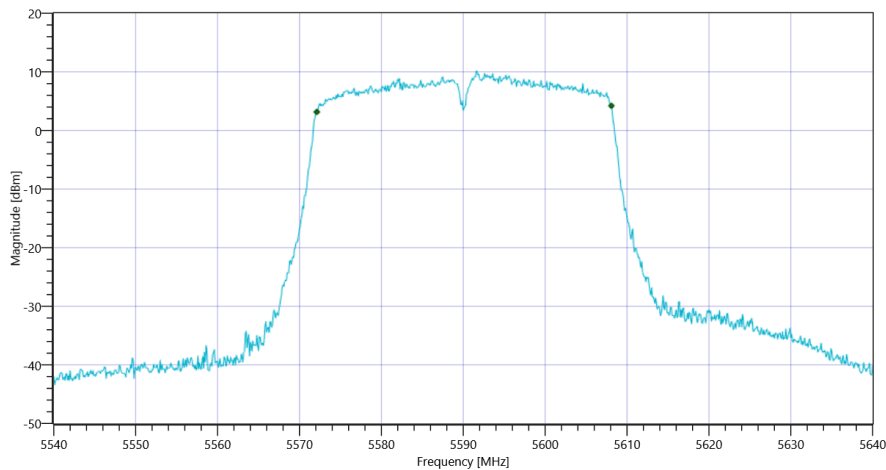
### READ SA SETTINGS:

RefLevel [dBm]   RefLevelOffset [dB]   InpAtt [dB]	20.15   18.12   20
Start [MHz]   Stop [MHz]	5540.000   5640.000
RBW [MHz]   VBW [MHz]	0.500000   3.000000
Detector   TraceMode	POS   MAXH
Sweep: Time [ms]   Count   Points per Section   Type	1   2500   1001   SWE

### RESULT

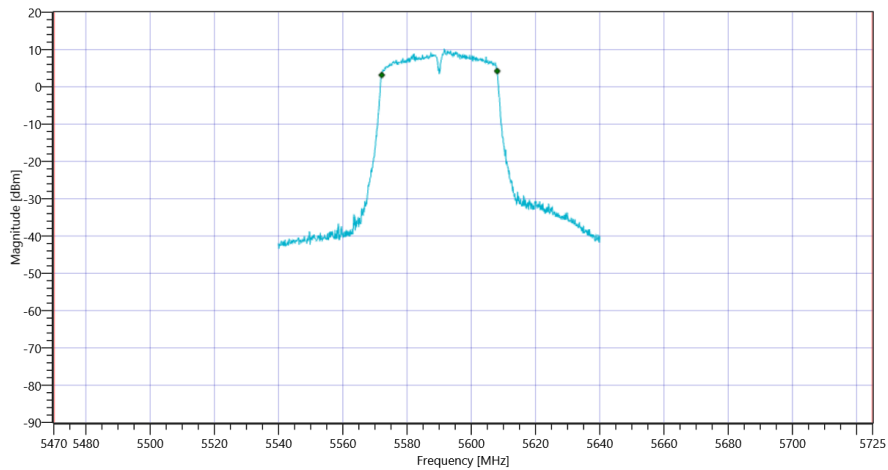
Test Description	Lower Limit	Upper Limit	Measured	Unit	Verdict
Bandwidth 99%	---	---	35.964	MHz	INFO
T1 99%	5470.000000	---	5572.1179	MHz	PASS since U-NII-3 is supported
T2 99%	---	5725.000000	5608.0819	MHz	

### Plot: Bandwidth only



FCC Part 15.407 & ISSED Bandwidths ~ WLAN5Gx n-HT40 mode U-NII-2C 99PCT

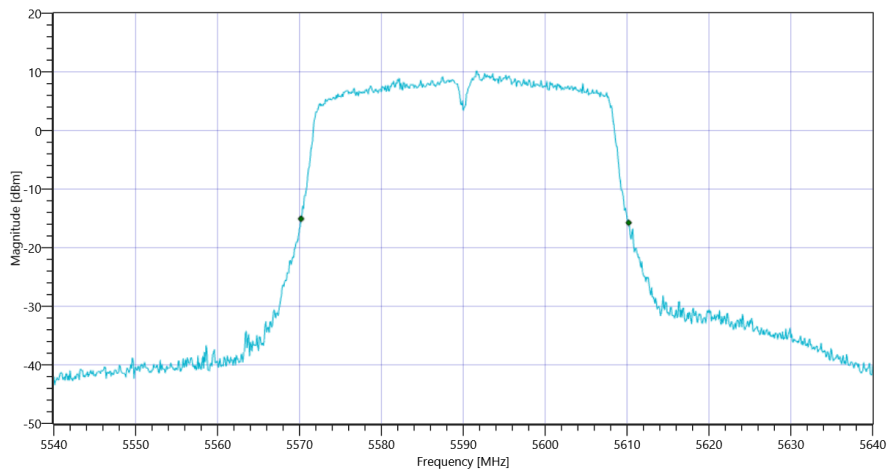
### Plot: Bandwidth within Band



FCC Part 15.407 & ISSED Bandwidths ~ WLAN5Gx n-HT40 mode U-NII-2C

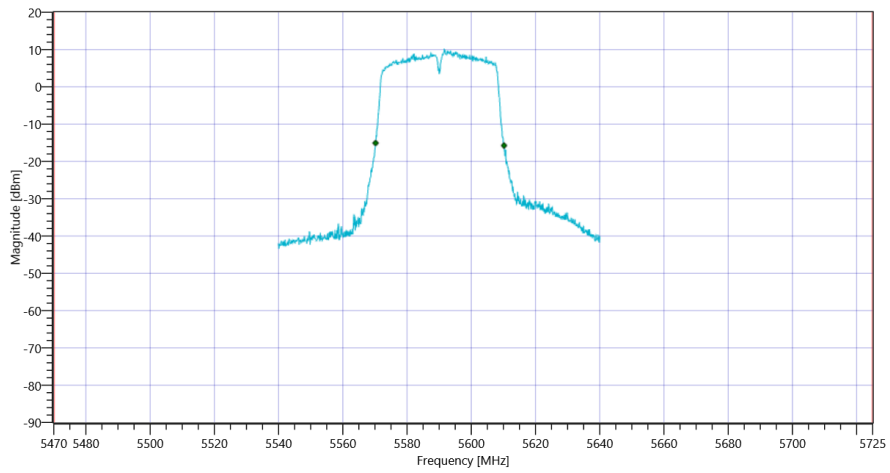
RESULT					
Test Description	Lower Limit	Upper Limit	Measured	Unit	Verdict
Bandwidth 20dB	---	---	40	MHz	INFO
T1 26dB	5470.000000	---	5570.2000	MHz	PASS since U-NII-3 is supported
T2 26dB	---	5725.000000	5610.2000	MHz	

Plot: Bandwidth only



FCC Part 15.407 & ISSED Bandwidths ~ WLAN5Gx n-HT40 mode U-NII-2C 26dB

Plot: Bandwidth within Band



FCC Part 15.407 & ISSED Bandwidths ~ WLAN5Gx n-HT40 mode U-NII-2C

General verdict

PASS

## FCC Part 15.407 & ISED Bandwidths ~ WLAN5Gx n-HT40 mode U-NII-2C

Test References	
TC Start	29.03.2022 23:51:59
Ambit Temp [°C]   Humidity [rel%]	25.2   24
System Version	3.0.5.9
Test Specification	FCC Part 15.407 & ISET RSS-GEN
Test Method	26dB Bandwidth KDB789033 D02, C.1 / ISED RSS-GEN
TC Version	0.0.1
My Description	FCC 15.407 Bandwidths - WLAN5Gx n-HT40 mode U-NII-2C
Add. Information	

EUT Common Settings WLAN5Gx	
Number of Antenna Ports	4
User Interaction	No
Device Class UNII_1	AP indoor

Test Parameter	
Technology to test	WLAN5Gx n-HT40 mode U-NII-2C
Antenna Port used	2
Temperature	nom
Voltage	nom
Frequency low to test	False   Freq [MHz] 5510
Frequency mid to test	True   Freq [MHz] 5590
Frequency high to test	False   Freq [MHz] 5670
Auto Control enabled Power Supply   Climatic Box	No   No
Additional Path Loss [dB]	0.5
Switched Path	EUT - SignalingUnit - SpectrumAnalyzer

Test Equipment	
Signal analyzer,Rohde&Schwarz,FSV-40,1307.9002K40/101042,3.70	
Switch matrix,CTCadvanced,SPM-4 NI DAQ,28016133,NI	

## Test at TX 5590 MHz

### RESULT: Reference Power cond.

Test Description	Lower Limit	Upper Limit	Measured	Unit	Verdict
Ref. Power 1MHz/1MHz cond.	---	---	10.33	dBm	INFO
Ref. Frequency	---	---	5595.390	MHz	INFO

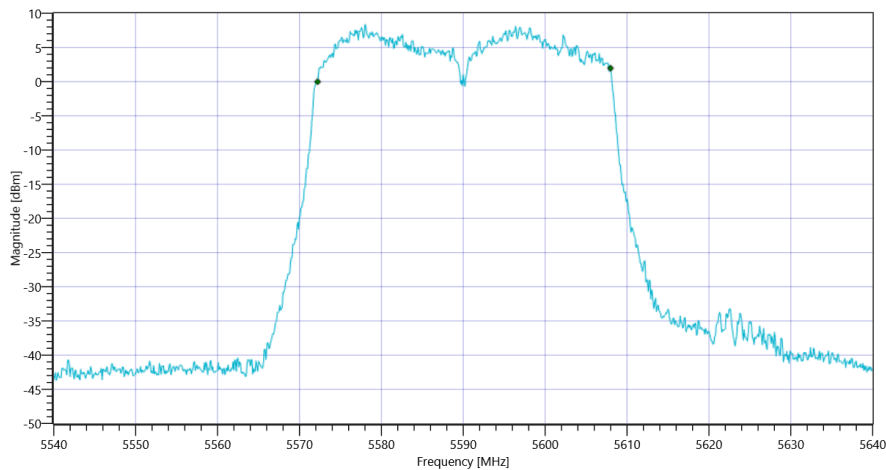
### READ SA SETTINGS:

RefLevel [dBm]   RefLevelOffset [dB]   InpAtt [dB]	18.33   18.12   20
Start [MHz]   Stop [MHz]	5540.000   5640.000
RBW [MHz]   VBW [MHz]	0.500000   3.000000
Detector   TraceMode	POS   MAXH
Sweep: Time [ms]   Count   Points per Section   Type	1   2500   1001   SWE

### RESULT

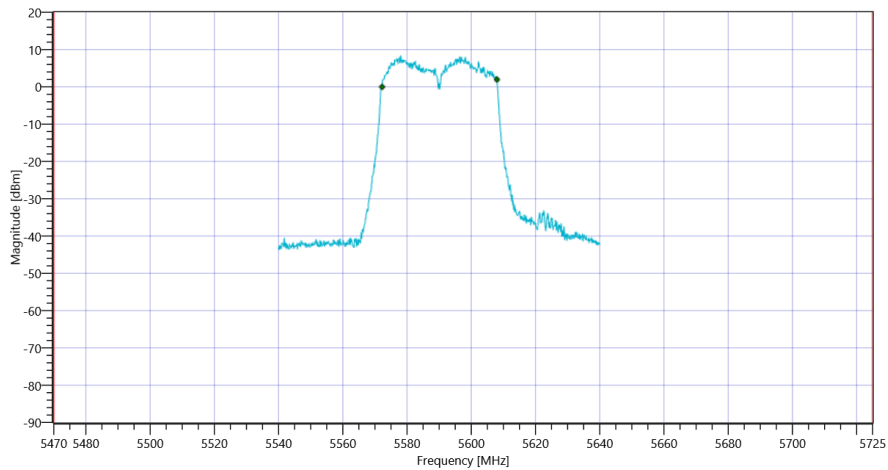
Test Description	Lower Limit	Upper Limit	Measured	Unit	Verdict
Bandwidth 99%	---	---	35.764	MHz	INFO
T1 99%	5470.000000	---	5572.2178	MHz	PASS since U-NII-3 is supported
T2 99%	---	5725.000000	5607.9820	MHz	

### Plot: Bandwidth only



FCC Part 15.407 & ISSED Bandwidths ~ WLAN5Gx n-HT40 mode U-NII-2C 99PCT

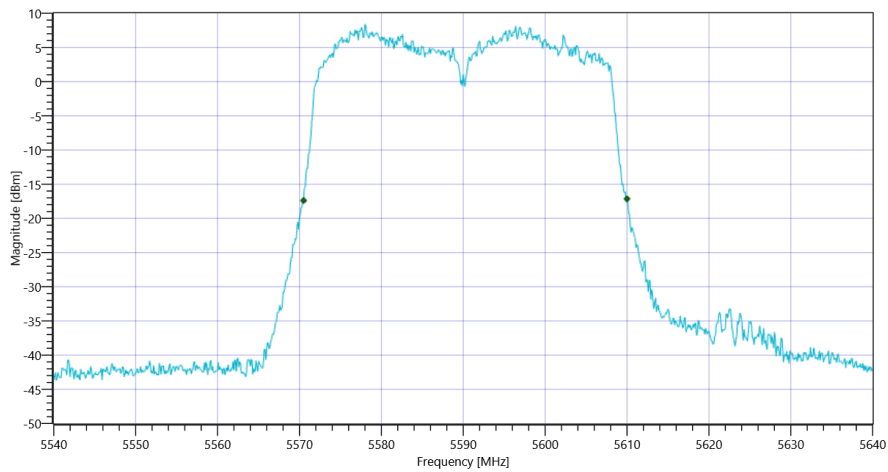
### Plot: Bandwidth within Band



FCC Part 15.407 & ISSED Bandwidths ~ WLAN5Gx n-HT40 mode U-NII-2C

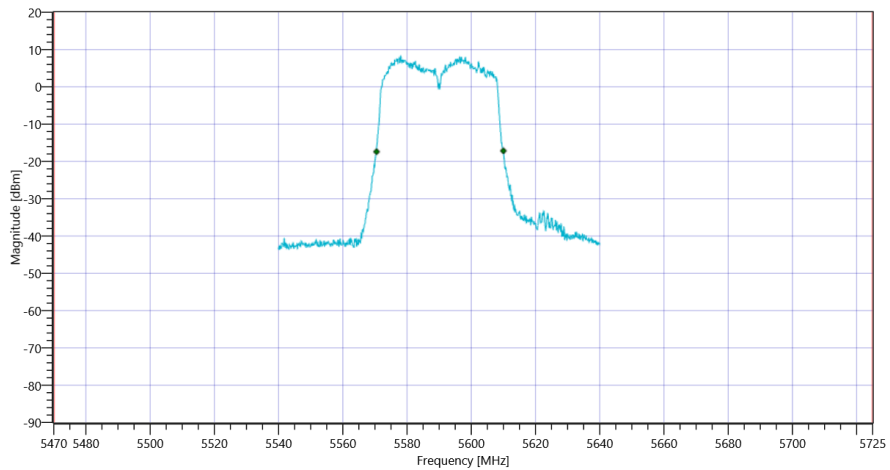
RESULT					
Test Description	Lower Limit	Upper Limit	Measured	Unit	Verdict
Bandwidth 20dB	---	---	39.5	MHz	INFO
T1 26dB	5470.000000	---	5570.5000	MHz	PASS since U-NII-3 is supported
T2 26dB	---	5725.000000	5610.0000	MHz	

Plot: Bandwidth only



FCC Part 15.407 & ISSED Bandwidths ~ WLAN5Gx n-HT40 mode U-NII-2C 26dB

Plot: Bandwidth within Band



FCC Part 15.407 & ISSED Bandwidths ~ WLAN5Gx n-HT40 mode U-NII-2C

General verdict

PASS



## FCC Part 15.407 & ISED Bandwidths ~ WLAN5Gx n-HT40 mode U-NII-2C

Test References	
TC Start	29.03.2022 23:48:52
Ambit Temp [°C]   Humidity [rel%]	25.2   24
System Version	3.0.5.9
Test Specification	FCC Part 15.407 & ISET RSS-GEN
Test Method	26dB Bandwidth KDB789033 D02, C.1 / ISED RSS-GEN
TC Version	0.0.1
My Description	FCC 15.407 Bandwidths - WLAN5Gx n-HT40 mode U-NII-2C
Add. Information	

EUT Common Settings WLAN5Gx	
Number of Antenna Ports	4
User Interaction	No
Device Class UNII_1	AP indoor

Test Parameter	
Technology to test	WLAN5Gx n-HT40 mode U-NII-2C
Antenna Port used	1
Temperature	nom
Voltage	nom
Frequency low to test	False   Freq [MHz] 5510
Frequency mid to test	True   Freq [MHz] 5590
Frequency high to test	False   Freq [MHz] 5670
Auto Control enabled Power Supply   Climatic Box	No   No
Additional Path Loss [dB]	0.5
Switched Path	EUT - SignalingUnit - SpectrumAnalyzer

Test Equipment	
Signal analyzer,Rohde&Schwarz,FSV-40,1307.9002K40/101042,3.70	
Switch matrix,CTCadvanced,SPM-4 NI DAQ,28016133,NI	

## Test at TX 5590 MHz

### RESULT: Reference Power cond.

Test Description	Lower Limit	Upper Limit	Measured	Unit	Verdict
Ref. Power 1MHz/1MHz cond.	---	---	10.35	dBm	INFO
Ref. Frequency	---	---	5587.600	MHz	INFO

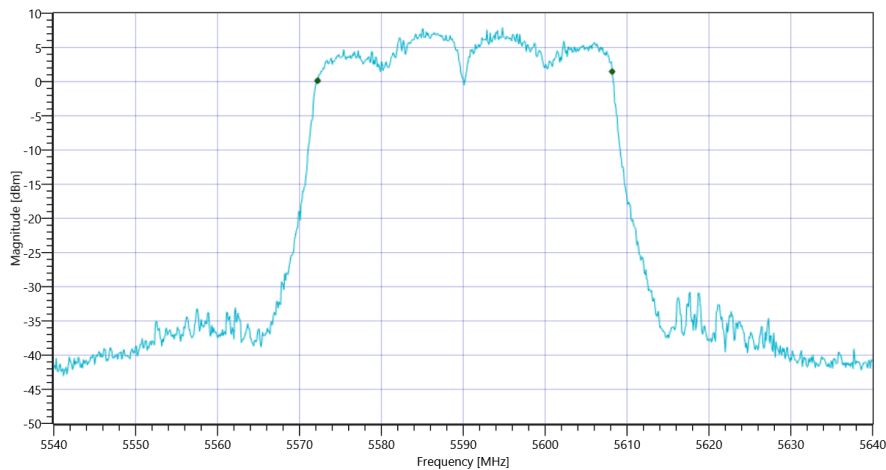
### READ SA SETTINGS:

RefLevel [dBm]   RefLevelOffset [dB]   InpAtt [dB]	18.35   18.12   20
Start [MHz]   Stop [MHz]	5540.000   5640.000
RBW [MHz]   VBW [MHz]	0.500000   3.000000
Detector   TraceMode	POS   MAXH
Sweep: Time [ms]   Count   Points per Section   Type	1   2500   1001   SWE

### RESULT

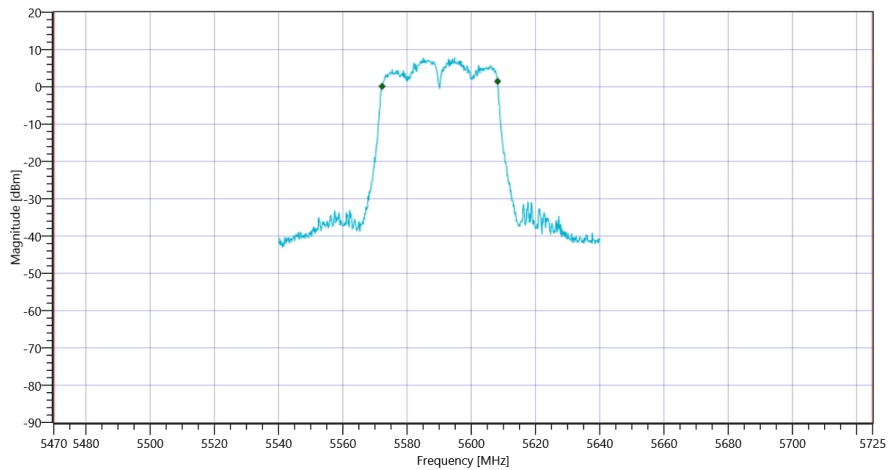
Test Description	Lower Limit	Upper Limit	Measured	Unit	Verdict
Bandwidth 99%	---	---	35.964	MHz	INFO
T1 99%	5470.000000	---	5572.2178	MHz	PASS since U-NII-3 is supported
T2 99%	---	5725.000000	5608.1818	MHz	

### Plot: Bandwidth only



FCC Part 15.407 & ISSED Bandwidths ~ WLAN5Gx n-HT40 mode U-NII-2C 99PCT

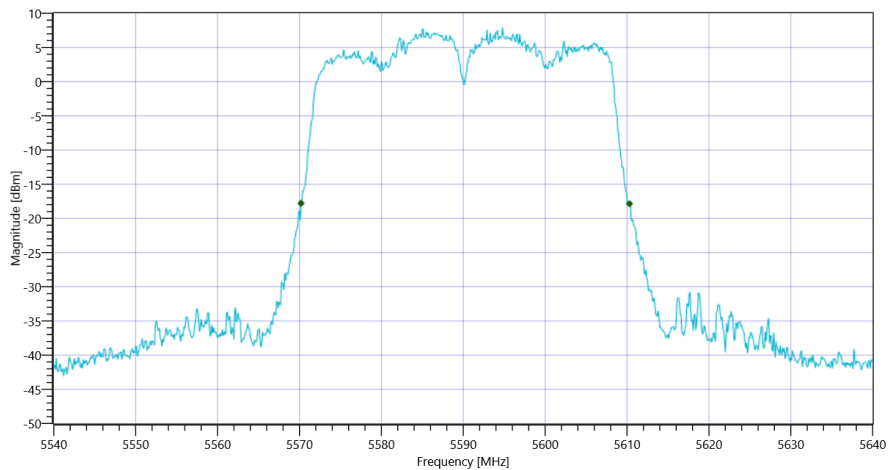
### Plot: Bandwidth within Band



FCC Part 15.407 & ISSED Bandwidths ~ WLAN5Gx n-HT40 mode U-NII-2C

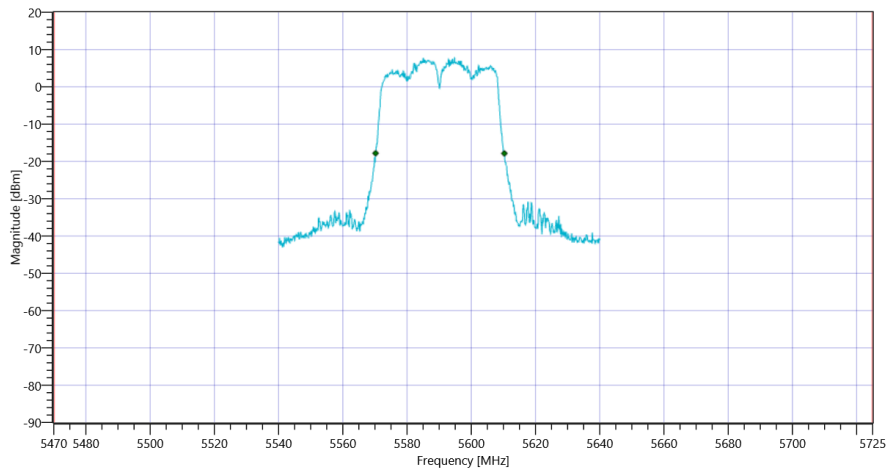
RESULT					
Test Description	Lower Limit	Upper Limit	Measured	Unit	Verdict
Bandwidth 20dB	---	---	40.1	MHz	INFO
T1 26dB	5470.000000	---	5570.2000	MHz	PASS since U-NII-3 is supported
T2 26dB	---	5725.000000	5610.3000	MHz	

Plot: Bandwidth only



FCC Part 15.407 & ISSED Bandwidths ~ WLAN5Gx n-HT40 mode U-NII-2C 26dB

Plot: Bandwidth within Band



FCC Part 15.407 & ISSED Bandwidths ~ WLAN5Gx n-HT40 mode U-NII-2C

General verdict

PASS

## FCC Part 15.407 & ISED Bandwidths ~ WLAN5Gx n-HT40 mode U-NII-2C

Test References	
TC Start	29.03.2022 23:45:32
Ambit Temp [°C]   Humidity [rel%]	25.2   24
System Version	3.0.5.9
Test Specification	FCC Part 15.407 & ISET RSS-GEN
Test Method	26dB Bandwidth KDB789033 D02, C.1 / ISED RSS-GEN
TC Version	0.0.1
My Description	FCC 15.407 Bandwidths - WLAN5Gx n-HT40 mode U-NII-2C
Add. Information	

EUT Common Settings WLAN5Gx	
Number of Antenna Ports	4
User Interaction	No
Device Class UNII_1	AP indoor

Test Parameter	
Technology to test	WLAN5Gx n-HT40 mode U-NII-2C
Antenna Port used	4
Temperature	nom
Voltage	nom
Frequency low to test	True   Freq [MHz] 5510
Frequency mid to test	False   Freq [MHz] 5590
Frequency high to test	False   Freq [MHz] 5670
Auto Control enabled Power Supply   Climatic Box	No   No
Additional Path Loss [dB]	0.5
Switched Path	EUT - SignalingUnit - SpectrumAnalyzer

Test Equipment	
Signal analyzer,Rohde&Schwarz,FSV-40,1307.9002K40/101042,3.70	
Switch matrix,CTCadvanced,SPM-4 NI DAQ,28016133,NI	

## Test at TX 5510 MHz

### RESULT: Reference Power cond.

Test Description	Lower Limit	Upper Limit	Measured	Unit	Verdict
Ref. Power 1MHz/1MHz cond.	---	---	10.56	dBm	INFO
Ref. Frequency	---	---	5508.400	MHz	INFO

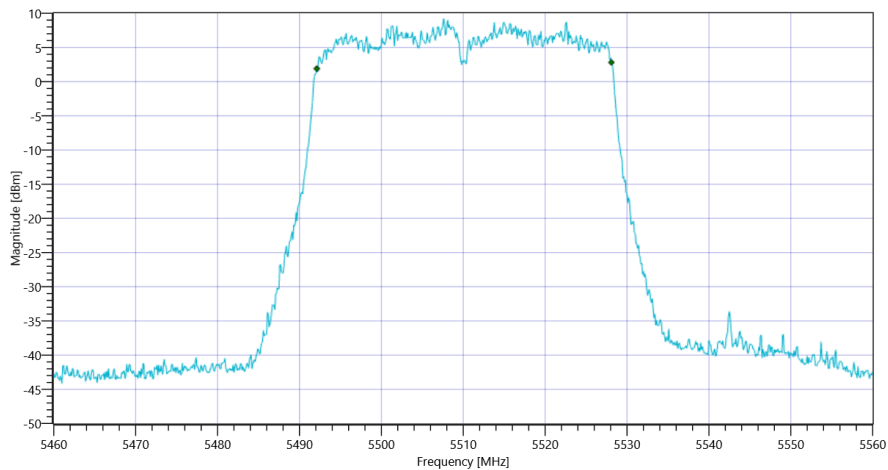
### READ SA SETTINGS:

RefLevel [dBm]   RefLevelOffset [dB]   InpAtt [dB]	18.56   17.59   20
Start [MHz]   Stop [MHz]	5460.000   5560.000
RBW [MHz]   VBW [MHz]	0.500000   3.000000
Detector   TraceMode	POS   MAXH
Sweep: Time [ms]   Count   Points per Section   Type	1   2500   1001   SWE

### RESULT

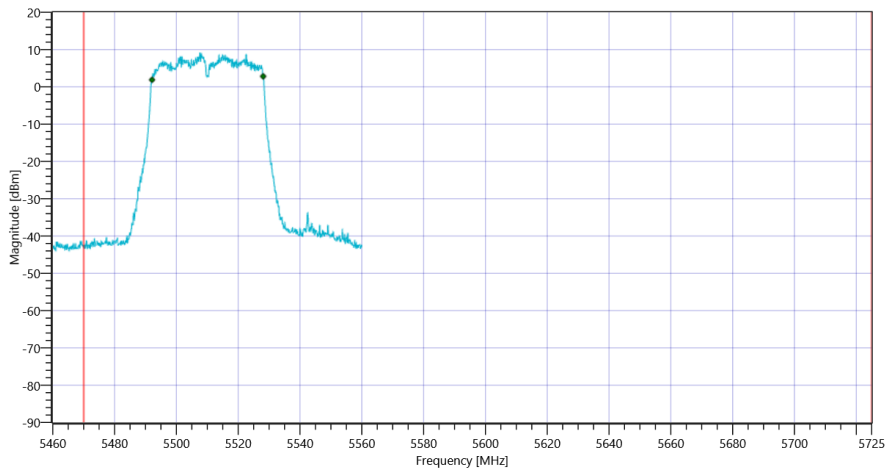
Test Description	Lower Limit	Upper Limit	Measured	Unit	Verdict
Bandwidth 99%	---	---	35.964	MHz	INFO
T1 99%	5470.000000	---	5492.1179	MHz	PASS since U-NII-3 is supported
T2 99%	---	5725.000000	5528.0819	MHz	

### Plot: Bandwidth only



FCC Part 15.407 & ISSED Bandwidths ~ WLAN5Gx n-HT40 mode U-NII-2C 99PCT

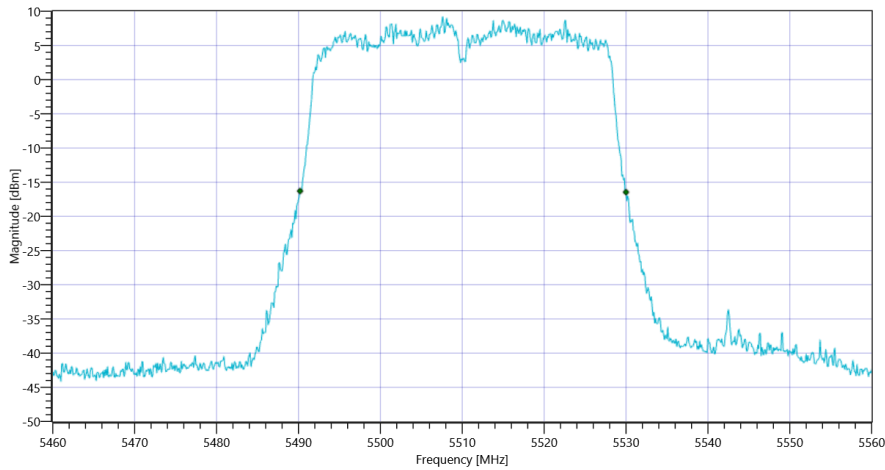
### Plot: Bandwidth within Band



FCC Part 15.407 & ISSED Bandwidths ~ WLAN5Gx n-HT40 mode U-NII-2C

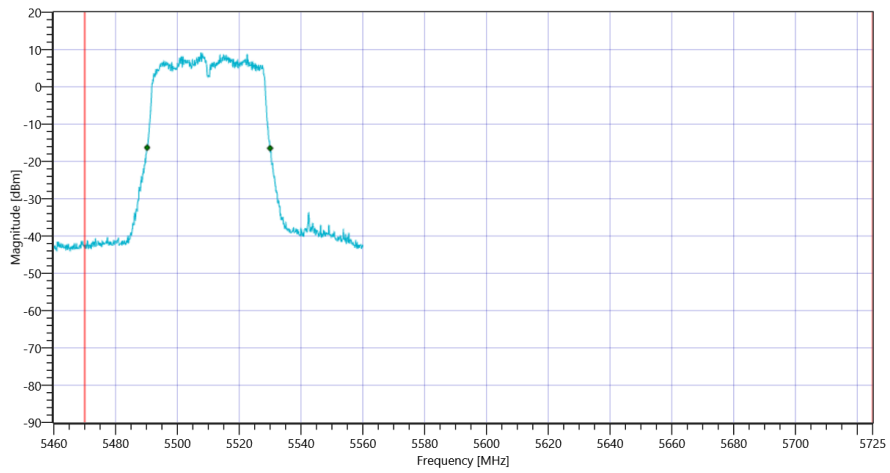
RESULT						
Test Description	Lower Limit	Upper Limit	Measured	Unit	Verdict	
Bandwidth 20dB	---	---	39.8	MHz	INFO	
T1 26dB	5470.000000	---	5490.2000	MHz	PASS since U-NII-3 is supported	
T2 26dB	---	5725.000000	5530.0000	MHz		

Plot: Bandwidth only



FCC Part 15.407 & ISSED Bandwidths ~ WLAN5Gx n-HT40 mode U-NII-2C 26dB

Plot: Bandwidth within Band



FCC Part 15.407 & ISSED Bandwidths ~ WLAN5Gx n-HT40 mode U-NII-2C

General verdict

PASS



## FCC Part 15.407 & ISED Bandwidths ~ WLAN5Gx n-HT40 mode U-NII-2C

Test References	
TC Start	29.03.2022 23:42:27
Ambit Temp [°C]   Humidity [rel%]	25.2   24
System Version	3.0.5.9
Test Specification	FCC Part 15.407 & ISET RSS-GEN
Test Method	26dB Bandwidth KDB789033 D02, C.1 / ISED RSS-GEN
TC Version	0.0.1
My Description	FCC 15.407 Bandwidths - WLAN5Gx n-HT40 mode U-NII-2C
Add. Information	

EUT Common Settings WLAN5Gx	
Number of Antenna Ports	4
User Interaction	No
Device Class UNII_1	AP indoor

Test Parameter	
Technology to test	WLAN5Gx n-HT40 mode U-NII-2C
Antenna Port used	3
Temperature	nom
Voltage	nom
Frequency low to test	True   Freq [MHz] 5510
Frequency mid to test	False   Freq [MHz] 5590
Frequency high to test	False   Freq [MHz] 5670
Auto Control enabled Power Supply   Climatic Box	No   No
Additional Path Loss [dB]	0.5
Switched Path	EUT - SignalingUnit - SpectrumAnalyzer

Test Equipment	
Signal analyzer,Rohde&Schwarz,FSV-40,1307.9002K40/101042,3.70	
Switch matrix,CTCadvanced,SPM-4 NI DAQ,28016133,NI	

## Test at TX 5510 MHz

### RESULT: Reference Power cond.

Test Description	Lower Limit	Upper Limit	Measured	Unit	Verdict
Ref. Power 1MHz/1MHz cond.	---	---	7.16	dBm	INFO
Ref. Frequency	---	---	5496.610	MHz	INFO

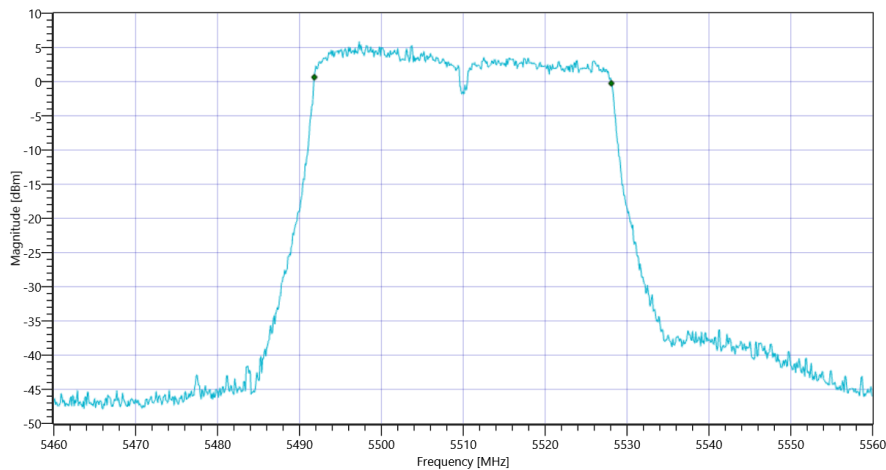
### READ SA SETTINGS:

RefLevel [dBm]   RefLevelOffset [dB]   InpAtt [dB]	15.16   17.59   15
Start [MHz]   Stop [MHz]	5460.000   5560.000
RBW [MHz]   VBW [MHz]	0.500000   3.000000
Detector   TraceMode	POS   MAXH
Sweep: Time [ms]   Count   Points per Section   Type	1   2500   1001   SWE

### RESULT

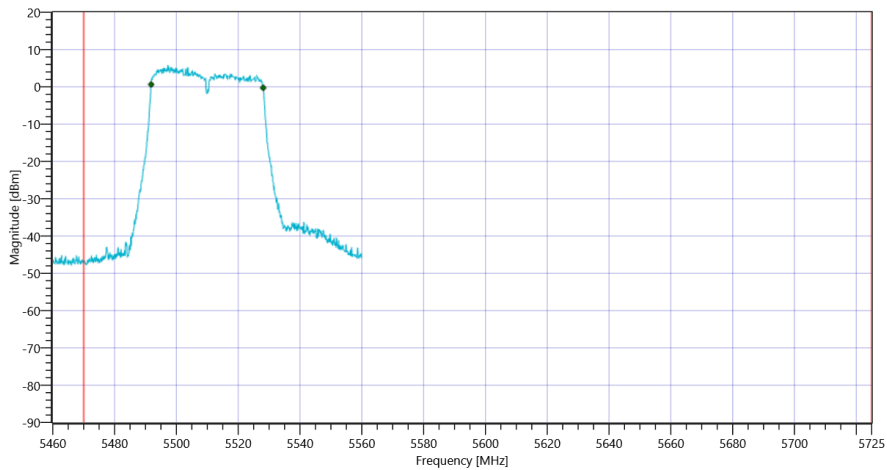
Test Description	Lower Limit	Upper Limit	Measured	Unit	Verdict
Bandwidth 99%	---	---	36.264	MHz	INFO
T1 99%	5470.000000	---	5491.8182	MHz	PASS since U-NII-3 is supported
T2 99%	---	5725.000000	5528.0819	MHz	

### Plot: Bandwidth only



FCC Part 15.407 & ISSED Bandwidths ~ WLAN5Gx n-HT40 mode U-NII-2C 99PCT

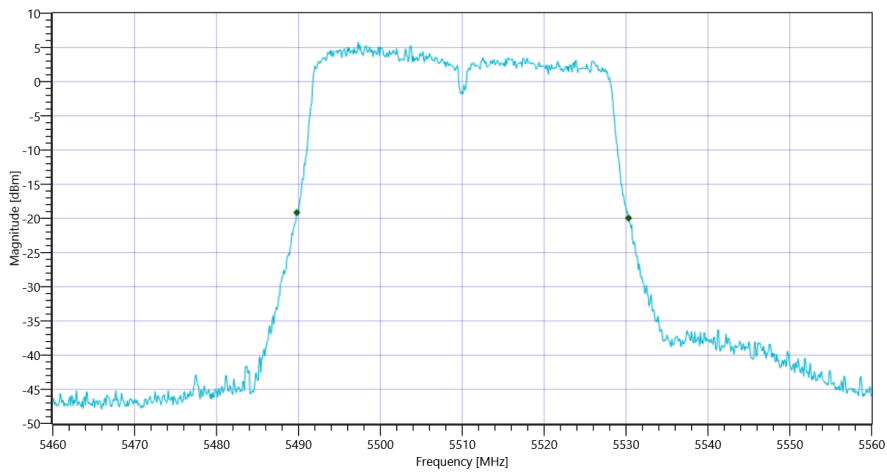
### Plot: Bandwidth within Band



FCC Part 15.407 & ISSED Bandwidths ~ WLAN5Gx n-HT40 mode U-NII-2C

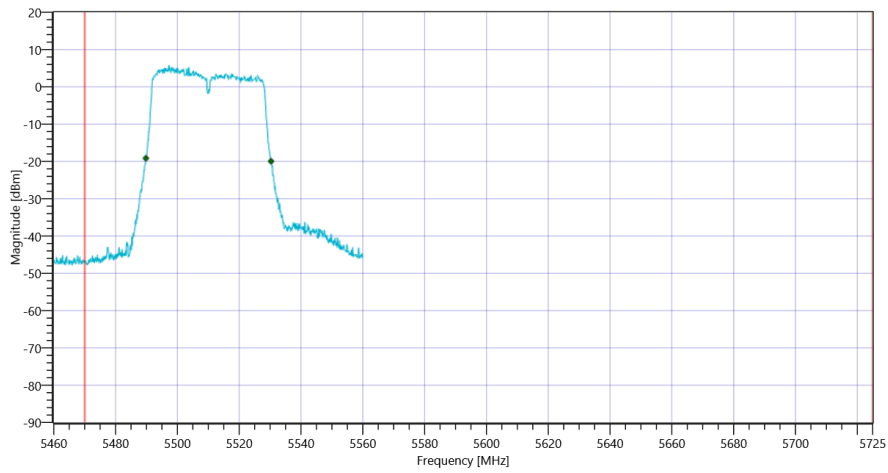
RESULT					
Test Description	Lower Limit	Upper Limit	Measured	Unit	Verdict
Bandwidth 20dB	---	---	40.5	MHz	INFO
T1 26dB	5470.000000	---	5489.8000	MHz	PASS since U-NII-3 is supported
T2 26dB	---	5725.000000	5530.3000	MHz	

Plot: Bandwidth only



FCC Part 15.407 & ISSED Bandwidths ~ WLAN5Gx n-HT40 mode U-NII-2C 26dB

Plot: Bandwidth within Band



FCC Part 15.407 & ISSED Bandwidths ~ WLAN5Gx n-HT40 mode U-NII-2C

General verdict

PASS

## FCC Part 15.407 & ISED Bandwidths ~ WLAN5Gx n-HT40 mode U-NII-2C

Test References	
TC Start	29.03.2022 23:39:21
Ambit Temp [°C]   Humidity [rel%]	25.2   24
System Version	3.0.5.9
Test Specification	FCC Part 15.407 & ISET RSS-GEN
Test Method	26dB Bandwidth KDB789033 D02, C.1 / ISED RSS-GEN
TC Version	0.0.1
My Description	FCC 15.407 Bandwidths - WLAN5Gx n-HT40 mode U-NII-2C
Add. Information	

EUT Common Settings WLAN5Gx	
Number of Antenna Ports	4
User Interaction	No
Device Class UNII_1	AP indoor

Test Parameter	
Technology to test	WLAN5Gx n-HT40 mode U-NII-2C
Antenna Port used	2
Temperature	nom
Voltage	nom
Frequency low to test	True   Freq [MHz] 5510
Frequency mid to test	False   Freq [MHz] 5590
Frequency high to test	False   Freq [MHz] 5670
Auto Control enabled Power Supply   Climatic Box	No   No
Additional Path Loss [dB]	0.5
Switched Path	EUT - SignalingUnit - SpectrumAnalyzer

Test Equipment	
Signal analyzer,Rohde&Schwarz,FSV-40,1307.9002K40/101042,3.70	
Switch matrix,CTCadvanced,SPM-4 NI DAQ,28016133,NI	

## Test at TX 5510 MHz

### RESULT: Reference Power cond.

Test Description	Lower Limit	Upper Limit	Measured	Unit	Verdict
Ref. Power 1MHz/1MHz cond.	---	---	8.99	dBm	INFO
Ref. Frequency	---	---	5504.210	MHz	INFO

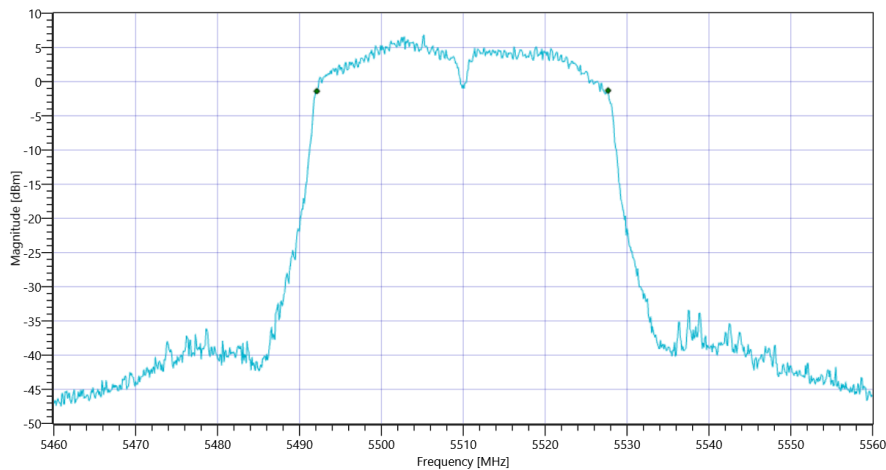
### READ SA SETTINGS:

RefLevel [dBm]   RefLevelOffset [dB]   InpAtt [dB]	16.99   17.59   15
Start [MHz]   Stop [MHz]	5460.000   5560.000
RBW [MHz]   VBW [MHz]	0.500000   3.000000
Detector   TraceMode	POS   MAXH
Sweep: Time [ms]   Count   Points per Section   Type	1   2500   1001   SWE

### RESULT

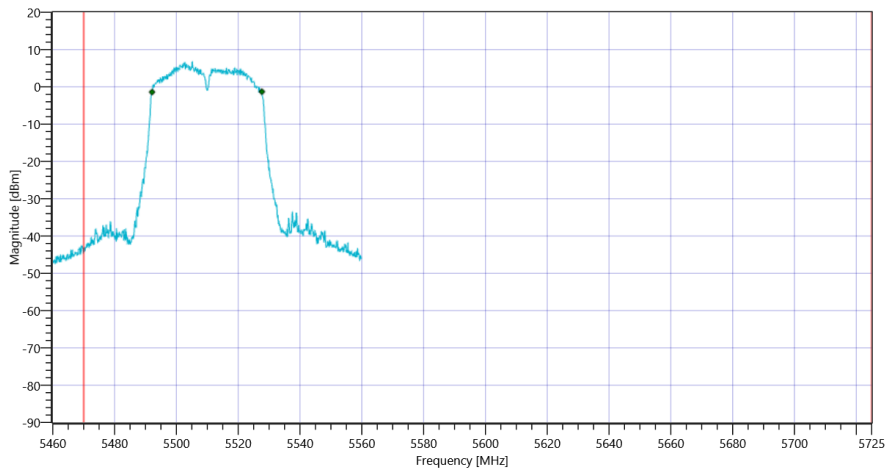
Test Description	Lower Limit	Upper Limit	Measured	Unit	Verdict
Bandwidth 99%	---	---	35.564	MHz	INFO
T1 99%	5470.000000	---	5492.1179	MHz	PASS since U-NII-3 is supported
T2 99%	---	5725.000000	5527.6823	MHz	

### Plot: Bandwidth only



FCC Part 15.407 & ISSED Bandwidths ~ WLAN5Gx n-HT40 mode U-NII-2C 99PCT

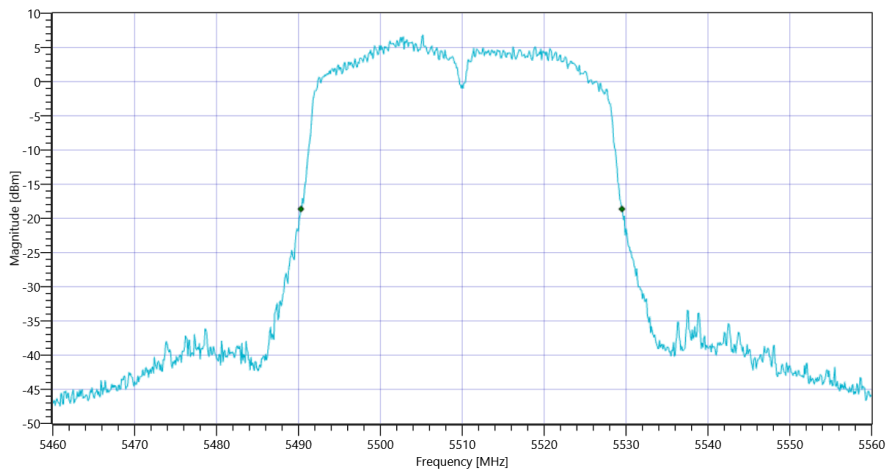
### Plot: Bandwidth within Band



FCC Part 15.407 & ISSED Bandwidths ~ WLAN5Gx n-HT40 mode U-NII-2C

RESULT					
Test Description	Lower Limit	Upper Limit	Measured	Unit	Verdict
Bandwidth 20dB	---	---	39.2	MHz	INFO
T1 26dB	5470.000000	---	5490.3000	MHz	PASS since U-NII-3 is supported
T2 26dB	---	5725.000000	5529.5000	MHz	

Plot: Bandwidth only



FCC Part 15.407 & ISSED Bandwidths ~ WLAN5Gx n-HT40 mode U-NII-2C 26dB

Plot: Bandwidth within Band