



LCIE

WIFI 5GHz Template: Release May 01st, 2016

TEST REPORT

N°: 140527-682780B

Version : 01

Subject

Radio spectrum matters
tests according to standards:
47 CFR Part 15.407 & RSS-247 Issue 1 & RSS-Gen Issue 4(RF Test Only)

Issued to

SAGEMCOM BROADBAND SAS
250 Route de l'Empereur
92848 – REUIL MALMAISON
FRANCE

Apparatus under test

Product HOME Hub
Trade mark **BELL CANADA**
Manufacturer **SAGEMCOM BROADBAND SAS**
Model under test **FAST 5566**
Serial number DM1603203000012

Test date

: March 22, 2016 to April 22, 2016

Test location

Fontenay Aux Roses & Ecuelles

Composition of document


98 pages

Document issued on

June 10, 2016

Written by :
Arnaud FAYETTE
Tests operator

Approved by :



This document shall not be reproduced, except in full, without the written approval of the LCIE. This document contains results related only to the items tested. It does not imply the conformity of the whole production to the items tested. Unless otherwise specified, the decision of conformity takes into account the uncertainty of measurement. This document doesn't anticipate any certification decision.

LCIE

Laboratoire Central des Industries Electriques
Une société de Bureau Veritas

33, Av du Général Leclerc
92266 Fontenay Aux Roses
FRANCE

Tél : +33 1 40 95 60 60
contact@lcie.fr
www.lcie.fr



PUBLICATION HISTORY

Version	Date	Author	Modification
01	June 10, 2016	Arnaud FAYETTE	Creation of the document



SUMMARY

1.	TEST PROGRAM	4
2.	EQUIPMENT UNDER TEST: CONFIGURATION (DECLARED BY PROVIDER)	5
3.	OCCUPIED BANDWIDTH.....	19
4.	26DB EMISSION BANDWIDTH	25
5.	DUTY CYCLE	31
6.	MAXIMUM CONDUCTED OUTPUT POWER, MAXIMUM POWER SPECTRAL DENSITY, MAXIMUM EIRP, MAXIMUM EIRP SPECTRAL DENSITY	36
7.	AC POWER LINE CONDUCTED EMISSIONS.....	59
8.	UNWANTED EMISSIONS & UNDESIRABLE EMISSION	70
9.	UNCERTAINTIES CHART	98



1. TEST PROGRAM

References

- 47 CFR Part 15.407
- RSS 247 Issue 1
- RSS Gen Issue 4
- KDB 789033 D02 General U-NII Tests Procedures New Rules v01r02
- KDB 662911 D01 Multiple Transmitter Output v02r01
- ANSI C63.10-2013

Radio requirement:

Clause (47CFR Part 15.407 & RSS-247 Issue 1 & RSS-Gen Issue 4) Test Description	Test result - Comments			
Occupied Bandwidth P	<input checked="" type="checkbox"/> PASS	<input type="checkbox"/> FAIL	<input type="checkbox"/> NA	<input type="checkbox"/> NP(1)
26dB Bandwidth P	<input checked="" type="checkbox"/> PASS	<input type="checkbox"/> FAIL	<input type="checkbox"/> NA(2)	<input type="checkbox"/> NP(1)
6dB Bandwidth P	<input checked="" type="checkbox"/> PASS	<input type="checkbox"/> FAIL	<input type="checkbox"/> NA(3)	<input type="checkbox"/> NP(1)
Duty Cycle P	<input checked="" type="checkbox"/> PASS	<input type="checkbox"/> FAIL	<input type="checkbox"/> NA	<input type="checkbox"/> NP(1)
EIRP P	<input checked="" type="checkbox"/> PASS	<input type="checkbox"/> FAIL	<input type="checkbox"/> NA	<input type="checkbox"/> NP(1)
Maximum Conducted Output Power P	<input checked="" type="checkbox"/> PASS	<input type="checkbox"/> FAIL	<input type="checkbox"/> NA	<input type="checkbox"/> NP(1)
Power Spectral Density P	<input checked="" type="checkbox"/> PASS	<input type="checkbox"/> FAIL	<input type="checkbox"/> NA	<input type="checkbox"/> NP(1)
Transmit Power Control P	<input type="checkbox"/> PASS	<input type="checkbox"/> FAIL	<input checked="" type="checkbox"/> NA(4)	<input type="checkbox"/> NP(1)
AC Power Line Conducted Emission P	<input checked="" type="checkbox"/> PASS	<input type="checkbox"/> FAIL	<input type="checkbox"/> NA(5)	<input type="checkbox"/> NP(1)
Unwanted Emission & Undesirable Emission P	<input checked="" type="checkbox"/> PASS	<input type="checkbox"/> FAIL	<input type="checkbox"/> NA	<input type="checkbox"/> NP(1)
Frequency Stability P	<input checked="" type="checkbox"/> PASS (6)	<input type="checkbox"/> FAIL	<input type="checkbox"/> NA	<input type="checkbox"/> NP(1)

This table is a summary of test report, see conclusion of each clause of this test report for detail.


- (1): Limited program
 (2): EUT only operates outside the 5725MHz-5850MHz band
 (3): EUT only operates inside the 5725MHz-5850MHz band
 (4): EIRP below 27dBm or EUT only operates inside 5150MHz-5250MHz or/and 5725MHz-5850MHz bands
 (5): EUT not directly or indirectly connected to the AC Power Public Network
 (6): The Manufacturer declares the EUT emission is maintained within the band of operation under all conditions of normal operation as specified in the user manual

2. EQUIPMENT UNDER TEST: CONFIGURATION (DECLARED BY PROVIDER)

2.1. HARDWARE IDENTIFICATION (EUT AND AUXILIARIES):

Equipment under test (EUT):
BELL CANADA FAST 5566

Serial Number: DM1603203000012



Equipment Under Test



L C I E





Equipment Under Test

Inputs/outputs - Cable:

Access	Type	Length used (m)	Declared <3m	Shielded	Under test	Comments
1	Power Supply	-	<input checked="" type="checkbox"/>	<input type="checkbox"/>	<input type="checkbox"/>	-
2	Ethernet	-	<input checked="" type="checkbox"/>	<input type="checkbox"/>	<input type="checkbox"/>	-

Auxiliary equipment used during test:

Type	Reference	Sn	Comments
Laptop	Lenovo Think Pad	L3-AW9Z	Use to set the EUT & the communication traffic

Equipment information:



L C I E

Type:	WIFI			
Frequency band:	<input checked="" type="checkbox"/> 5150MHz-5250MHz	<input checked="" type="checkbox"/> 5250MHz-5350MHz	<input type="checkbox"/> 5470MHz-5725MHz	
	<input type="checkbox"/> 5725MHz-5850MHz			
Standard:	<input checked="" type="checkbox"/> 802.11a	<input checked="" type="checkbox"/> 802.11n HT20	<input checked="" type="checkbox"/> 802.11n HT40	
	<input checked="" type="checkbox"/> 802.11ac VHT20	<input checked="" type="checkbox"/> 802.11ac VHT40	<input checked="" type="checkbox"/> 802.11ac VHT80	
	<input type="checkbox"/> 802.11ac VHT160			
Spectrum Modulation:	<input checked="" type="checkbox"/> OFDM			
Channel bandwidth:	<input checked="" type="checkbox"/> 20MHz	<input checked="" type="checkbox"/> 40MHz	<input checked="" type="checkbox"/> 80MHz	<input type="checkbox"/> 160MHz
Antenna Type:	<input checked="" type="checkbox"/> Integral	<input type="checkbox"/> External	<input type="checkbox"/> Dedicated	
Antenna connector:	<input checked="" type="checkbox"/> Yes	<input type="checkbox"/> No	<input type="checkbox"/> Temporary for test	
Transmit chains:	<input type="checkbox"/> 1	<input type="checkbox"/> 2	<input type="checkbox"/> 3	<input checked="" type="checkbox"/> 4
	<input type="checkbox"/> 5	<input type="checkbox"/> 6	<input type="checkbox"/> 7	<input type="checkbox"/> 8
TPC:	<input type="checkbox"/> Yes		<input checked="" type="checkbox"/> No	
Receiver chains	<input type="checkbox"/> 1	<input type="checkbox"/> 2	<input type="checkbox"/> 3	<input checked="" type="checkbox"/> 4
	<input type="checkbox"/> 5	<input type="checkbox"/> 6	<input type="checkbox"/> 7	<input type="checkbox"/> 8
Type of equipment:	<input checked="" type="checkbox"/> Stand-alone	<input type="checkbox"/> Plug-in	<input type="checkbox"/> Combined	
Operating temperature range:	Tmin:	<input type="checkbox"/> -20°C	<input checked="" type="checkbox"/> 0°C	<input type="checkbox"/> X °C
	Tnom:	20°C		
	Tmax:	<input type="checkbox"/> 35°C	<input type="checkbox"/> 55°C	<input checked="" type="checkbox"/> 40 °C
Type of power source:	<input checked="" type="checkbox"/> AC power supply	<input type="checkbox"/> DC power supply	<input type="checkbox"/> Battery Battery Type	
Operating voltage range:	Vnom:	<input checked="" type="checkbox"/> 120V/60Hz		
Mode:	<input checked="" type="checkbox"/> Master	<input type="checkbox"/> Slave with radar detection	<input type="checkbox"/> Slave without radar detection	
	<input type="checkbox"/> Bridge		<input type="checkbox"/> Mesh	
Fixed outdoor P to P/M application:	<input type="checkbox"/> Yes	<input checked="" type="checkbox"/> No		
System architectures:	<input checked="" type="checkbox"/> IP based	<input type="checkbox"/> Frame based		
Time require for EUT to complete its power cycle on	0 s			
User access restriction:	<input checked="" type="checkbox"/> Yes (The manufacturer declares that information regarding the parameters of the detected Radar Waveforms is not available to the end user)		<input type="checkbox"/> No	



L C I E

Antenna Characteristic

Antenna assembly	Gain (dBi)	Frequency Band (MHz)	Impedance(Ω)
1	4.7	5170 MHz to 5530 MHz	50
2	3.9	5170 MHz to 5530 MHz	50
3	3.3	5170 MHz to 5530 MHz	50
4	2.8	5170 MHz to 5530 MHz	50
Accumulated	6.6	5170 MHz to 5530 MHz	50

Operating frequency range

Frequency Band (MHz)	Test report	Purpose
2400MHz to 2483.5MHz	140527-682720A	Power measurement 2.4GHz
5150MHz to 5250MHz	140527-682720B	Power measurement 5GHz
5150MHz to 5250MHz	140527-682720C	DFS measurement 5GHz
5470MHz to 5825MHz	140527-682720D	Power measurement 5GHz
5470MHz to 5825MHz	140527-682720E	DFS measurement 5GHz



L C I E

CHANNEL PLAN		
802.11a / 802.11n HT20/ 802.11ac VHT20		
Channel	Frequency (MHz)	Available Channel
C1=36	5180	<input checked="" type="checkbox"/>
C2=40	5200	<input checked="" type="checkbox"/>
44	5220	<input checked="" type="checkbox"/>
C3=48	5240	<input checked="" type="checkbox"/>
C4=52	5260	<input checked="" type="checkbox"/>
56	5280	<input checked="" type="checkbox"/>
C5=60	5300	<input checked="" type="checkbox"/>
C6=64	5320	<input checked="" type="checkbox"/>
C7=100	5500	<input type="checkbox"/>
104	5520	<input type="checkbox"/>
108	5540	<input type="checkbox"/>
112	5560	<input type="checkbox"/>
C8=116	5580	<input type="checkbox"/>
120	5600	<input type="checkbox"/>
124	5620	<input type="checkbox"/>
128	5640	<input type="checkbox"/>
132	5660	<input type="checkbox"/>
136	5680	<input type="checkbox"/>
C9=140	5700	<input type="checkbox"/>
C10=144	5720	<input type="checkbox"/>
C11=149	5745	<input type="checkbox"/>
153	5765	<input type="checkbox"/>
C12=157	5785	<input type="checkbox"/>
161	5805	<input type="checkbox"/>
C13=165	5825	<input type="checkbox"/>



L C I E

CHANNEL PLAN		
802.11n HT40/ 802.11ac VHT40		
Channel	Frequency (MHz)	Available Channel
C14=36+40	5190	<input checked="" type="checkbox"/>
C15=44+48	5230	<input checked="" type="checkbox"/>
C16=52+56	5270	<input checked="" type="checkbox"/>
C17=60+64	5310	<input checked="" type="checkbox"/>
C18=100+104	5510	<input type="checkbox"/>
C19=108+112	5550	<input type="checkbox"/>
116+120	5590	<input type="checkbox"/>
124+128	5630	<input type="checkbox"/>
C20=132+136	5670	<input type="checkbox"/>
C21=140+144	5710	<input type="checkbox"/>
C22=149+153	5755	<input type="checkbox"/>
C23=157+161	5795	<input type="checkbox"/>

CHANNEL PLAN		
802.11ac VHT80		
Channel	Frequency (MHz)	Available Channel
C24=36+40+44+48	5210	<input checked="" type="checkbox"/>
C25=52+56+60+64	5290	<input checked="" type="checkbox"/>
C26=100+104+108+112	5530	<input type="checkbox"/>
C27=116+120+124+128	5610	<input type="checkbox"/>
C28=132+136+140+144	5690	<input type="checkbox"/>
C29=149+153+157+161	5775	<input type="checkbox"/>

No DFS Channel
DFS Channel
Weather DFS Channel (Not Authorised for RSS-247)



L C I E

DATA RATE		
802.11a		
Data Rate (Mbps)	Modulation Type	Modulation Worst Case
6	BPSK	<input checked="" type="checkbox"/>
9	BPSK	<input type="checkbox"/>
12	QPSK	<input type="checkbox"/>
18	QPSK	<input type="checkbox"/>
24	16-QAM	<input type="checkbox"/>
36	16-QAM	<input type="checkbox"/>
48	64-QAM	<input type="checkbox"/>
54	64-QAM	<input type="checkbox"/>



L C I E

DATA RATE									
802.11n HT20									
Available for EUT	MCS Index	Spatial streams	Modulation				Data Rate (Mbps)		Worst Case Modulation
							(GI = 800ns)	(GI = 400ns)	
<input checked="" type="checkbox"/>	0	1	BPSK				6.5	7.2	<input type="checkbox"/>
<input checked="" type="checkbox"/>	1	1	QPSK				13	14.4	<input type="checkbox"/>
<input checked="" type="checkbox"/>	2	1	QPSK				19.5	21.7	<input type="checkbox"/>
<input checked="" type="checkbox"/>	3	1	16-QAM				26	28.9	<input type="checkbox"/>
<input checked="" type="checkbox"/>	4	1	16-QAM				39	43.3	<input type="checkbox"/>
<input checked="" type="checkbox"/>	5	1	64-QAM				52	57.8	<input type="checkbox"/>
<input checked="" type="checkbox"/>	6	1	64-QAM				58.5	65	<input type="checkbox"/>
<input checked="" type="checkbox"/>	7	1	64-QAM				65	72.2	<input type="checkbox"/>
<input checked="" type="checkbox"/>	8	2	BPSK				13	14.4	<input type="checkbox"/>
<input checked="" type="checkbox"/>	9	2	QPSK				26	28.9	<input type="checkbox"/>
<input checked="" type="checkbox"/>	10	2	QPSK				39	43.3	<input type="checkbox"/>
<input checked="" type="checkbox"/>	11	2	16-QAM				52	57.8	<input type="checkbox"/>
<input checked="" type="checkbox"/>	12	2	16-QAM				78	86.7	<input type="checkbox"/>
<input checked="" type="checkbox"/>	13	2	64-QAM				104	115.6	<input type="checkbox"/>
<input checked="" type="checkbox"/>	14	2	64-QAM				117	130.3	<input type="checkbox"/>
<input checked="" type="checkbox"/>	15	2	64-QAM				130	144.4	<input type="checkbox"/>
<input checked="" type="checkbox"/>	16	3	BPSK				19.5	21.7	<input type="checkbox"/>
<input checked="" type="checkbox"/>	17	3	QPSK				39	43.3	<input type="checkbox"/>
<input checked="" type="checkbox"/>	18	3	QPSK				58.5	65	<input type="checkbox"/>
<input checked="" type="checkbox"/>	19	3	16-QAM				78	86.7	<input type="checkbox"/>
<input checked="" type="checkbox"/>	20	3	16-QAM				117	130	<input type="checkbox"/>
<input checked="" type="checkbox"/>	21	3	64-QAM				156	173.3	<input type="checkbox"/>
<input checked="" type="checkbox"/>	22	3	64-QAM				175.5	195	<input type="checkbox"/>
<input checked="" type="checkbox"/>	23	3	64-QAM				195	216.7	<input type="checkbox"/>
<input checked="" type="checkbox"/>	24	4	BPSK				26	28.9	<input checked="" type="checkbox"/>
<input checked="" type="checkbox"/>	25	4	QPSK				52	57.8	<input type="checkbox"/>
<input checked="" type="checkbox"/>	26	4	QPSK				78	86.7	<input type="checkbox"/>
<input checked="" type="checkbox"/>	27	4	16-QAM				104	115.6	<input type="checkbox"/>
<input checked="" type="checkbox"/>	28	4	16-QAM				156	173.3	<input type="checkbox"/>
<input checked="" type="checkbox"/>	29	4	64-QAM				208	231.1	<input type="checkbox"/>
<input checked="" type="checkbox"/>	30	4	64-QAM				234	260	<input type="checkbox"/>
<input checked="" type="checkbox"/>	31	4	64-QAM				260	288.9	<input type="checkbox"/>
<input checked="" type="checkbox"/>	32	1	BPSK	-	-	-	-	<input type="checkbox"/>	
<input checked="" type="checkbox"/>	33	2	16-QAM	QPSK	-	-	39	43.3	<input type="checkbox"/>
<input checked="" type="checkbox"/>	34	2	64-QAM	QPSK	-	-	52	57.8	<input type="checkbox"/>
<input checked="" type="checkbox"/>	35	2	64-QAM	16-QAM	-	-	65	72.2	<input type="checkbox"/>
<input checked="" type="checkbox"/>	36	2	16-QAM	QPSK	-	-	58.5	65	<input type="checkbox"/>
<input checked="" type="checkbox"/>	37	2	64-QAM	QPSK	-	-	78	86.7	<input type="checkbox"/>
<input checked="" type="checkbox"/>	38	2	64-QAM	16-QAM	-	-	97.5	108.3	<input type="checkbox"/>
<input checked="" type="checkbox"/>	39	3	16-QAM	QPSK	QPSK	-	52	57.8	<input type="checkbox"/>
<input checked="" type="checkbox"/>	40	3	16-QAM	16-QAM	QPSK	-	65	72.2	<input type="checkbox"/>
<input checked="" type="checkbox"/>	41	3	64-QAM	QPSK	QPSK	-	65	72.2	<input type="checkbox"/>
<input checked="" type="checkbox"/>	42	3	64-QAM	16-QAM	QPSK	-	78	86.7	<input type="checkbox"/>
<input checked="" type="checkbox"/>	43	3	64-QAM	16-QAM	16-QAM	-	91	101.1	<input type="checkbox"/>
<input checked="" type="checkbox"/>	44	3	64-QAM	64-QAM	QPSK	-	91	101.1	<input type="checkbox"/>
<input checked="" type="checkbox"/>	45	3	64-QAM	64-QAM	16-QAM	-	104	115.6	<input type="checkbox"/>
<input checked="" type="checkbox"/>	46	3	16-QAM	QPSK	QPSK	-	78	86.7	<input type="checkbox"/>
<input checked="" type="checkbox"/>	47	3	16-QAM	16-QAM	QPSK	-	97.5	108.3	<input type="checkbox"/>
<input checked="" type="checkbox"/>	48	3	64-QAM	QPSK	QPSK	-	97.5	108.3	<input type="checkbox"/>
<input checked="" type="checkbox"/>	49	3	64-QAM	16-QAM	QPSK	-	117	130	<input type="checkbox"/>
<input checked="" type="checkbox"/>	50	3	64-QAM	16-QAM	16-QAM	-	136.5	151.7	<input type="checkbox"/>
<input checked="" type="checkbox"/>	51	3	64-QAM	64-QAM	QPSK	-	136.5	151.7	<input type="checkbox"/>
<input checked="" type="checkbox"/>	52	3	64-QAM	64-QAM	16-QAM	-	156	173.3	<input type="checkbox"/>
<input checked="" type="checkbox"/>	53	4	16-QAM	QPSK	QPSK	QPSK	65	72.2	<input type="checkbox"/>
<input checked="" type="checkbox"/>	54	4	16-QAM	16-QAM	QPSK	QPSK	78	86.7	<input type="checkbox"/>
<input checked="" type="checkbox"/>	55	4	16-QAM	16-QAM	16-QAM	QPSK	91	101.1	<input type="checkbox"/>
<input checked="" type="checkbox"/>	56	4	64-QAM	QPSK	QPSK	QPSK	78	86.7	<input type="checkbox"/>
<input checked="" type="checkbox"/>	57	4	64-QAM	16-QAM	QPSK	QPSK	91	101.1	<input type="checkbox"/>
<input checked="" type="checkbox"/>	58	4	64-QAM	16-QAM	16-QAM	QPSK	104	115.6	<input type="checkbox"/>
<input checked="" type="checkbox"/>	59	4	64-QAM	16-QAM	16-QAM	16-QAM	117	130	<input type="checkbox"/>
<input checked="" type="checkbox"/>	60	4	64-QAM	QPSK	QPSK	QPSK	104	115.6	<input type="checkbox"/>
<input checked="" type="checkbox"/>	61	4	64-QAM	16-QAM	16-QAM	QPSK	117	130	<input type="checkbox"/>
<input checked="" type="checkbox"/>	62	4	64-QAM	16-QAM	16-QAM	16-QAM	130	144.4	<input type="checkbox"/>
<input checked="" type="checkbox"/>	63	4	64-QAM	64-QAM	64-QAM	QPSK	130	144.4	<input type="checkbox"/>
<input checked="" type="checkbox"/>	64	4	64-QAM	64-QAM	64-QAM	16-QAM	143	158.9	<input type="checkbox"/>
<input checked="" type="checkbox"/>	65	4	16-QAM	QPSK	QPSK	QPSK	97.5	108.3	<input type="checkbox"/>
<input checked="" type="checkbox"/>	66	4	16-QAM	16-QAM	QPSK	QPSK	117	130	<input type="checkbox"/>
<input checked="" type="checkbox"/>	67	4	16-QAM	16-QAM	16-QAM	QPSK	136.5	151.7	<input type="checkbox"/>
<input checked="" type="checkbox"/>	68	4	64-QAM	QPSK	QPSK	QPSK	117	130	<input type="checkbox"/>
<input checked="" type="checkbox"/>	69	4	64-QAM	16-QAM	QPSK	QPSK	136.5	151.7	<input type="checkbox"/>
<input checked="" type="checkbox"/>	70	4	64-QAM	16-QAM	16-QAM	QPSK	156	173.3	<input type="checkbox"/>
<input checked="" type="checkbox"/>	71	4	64-QAM	16-QAM	16-QAM	16-QAM	175.5	195	<input type="checkbox"/>
<input checked="" type="checkbox"/>	72	4	64-QAM	64-QAM	QPSK	QPSK	156	173.3	<input type="checkbox"/>
<input checked="" type="checkbox"/>	73	4	64-QAM	64-QAM	16-QAM	QPSK	175.5	195	<input type="checkbox"/>
<input checked="" type="checkbox"/>	74	4	64-QAM	64-QAM	16-QAM	16-QAM	195	216.7	<input type="checkbox"/>
<input checked="" type="checkbox"/>	75	4	64-QAM	64-QAM	64-QAM	QPSK	195	216.7	<input type="checkbox"/>
<input checked="" type="checkbox"/>	76	4	64-QAM	64-QAM	64-QAM	16-QAM	214.5	238.3	<input type="checkbox"/>



L C I E

DATA RATE									
802.11n HT40									
Available for EUT	MCS Index	Spatial streams	Modulation				Data Rate (Mbps)		Worst Case Modulation
							(GI = 800ns)	(GI = 400ns)	
<input checked="" type="checkbox"/>	0	1	BPSK				13	15	<input type="checkbox"/>
<input checked="" type="checkbox"/>	1	1	QPSK				27	30	<input type="checkbox"/>
<input checked="" type="checkbox"/>	2	1	QPSK				40.5	45	<input type="checkbox"/>
<input checked="" type="checkbox"/>	3	1	16-QAM				54	60	<input type="checkbox"/>
<input checked="" type="checkbox"/>	4	1	16-QAM				81	90	<input type="checkbox"/>
<input checked="" type="checkbox"/>	5	1	64-QAM				108	120	<input type="checkbox"/>
<input checked="" type="checkbox"/>	6	1	64-QAM				121.5	135	<input type="checkbox"/>
<input checked="" type="checkbox"/>	7	1	64-QAM				135	150	<input type="checkbox"/>
<input checked="" type="checkbox"/>	8	2	BPSK				27	30	<input type="checkbox"/>
<input checked="" type="checkbox"/>	9	2	QPSK				54	60	<input type="checkbox"/>
<input checked="" type="checkbox"/>	10	2	QPSK				81	90	<input type="checkbox"/>
<input checked="" type="checkbox"/>	11	2	16-QAM				108	120	<input type="checkbox"/>
<input checked="" type="checkbox"/>	12	2	16-QAM				162	180	<input type="checkbox"/>
<input checked="" type="checkbox"/>	13	2	64-QAM				216	240	<input type="checkbox"/>
<input checked="" type="checkbox"/>	14	2	64-QAM				243	270	<input type="checkbox"/>
<input checked="" type="checkbox"/>	15	2	64-QAM				270	300	<input type="checkbox"/>
<input checked="" type="checkbox"/>	16	3	BPSK				40.5	45	<input type="checkbox"/>
<input checked="" type="checkbox"/>	17	3	QPSK				81	90	<input type="checkbox"/>
<input checked="" type="checkbox"/>	18	3	QPSK				121.5	135	<input type="checkbox"/>
<input checked="" type="checkbox"/>	19	3	16-QAM				162	180	<input type="checkbox"/>
<input checked="" type="checkbox"/>	20	3	16-QAM				243	270	<input type="checkbox"/>
<input checked="" type="checkbox"/>	21	3	64-QAM				324	360	<input type="checkbox"/>
<input checked="" type="checkbox"/>	22	3	64-QAM				364.5	405	<input type="checkbox"/>
<input checked="" type="checkbox"/>	23	3	64-QAM				405	450	<input type="checkbox"/>
<input checked="" type="checkbox"/>	24	4	BPSK				54	60	<input checked="" type="checkbox"/>
<input checked="" type="checkbox"/>	25	4	QPSK				108	120	<input type="checkbox"/>
<input checked="" type="checkbox"/>	26	4	QPSK				162	180	<input type="checkbox"/>
<input checked="" type="checkbox"/>	27	4	16-QAM				216	240	<input type="checkbox"/>
<input checked="" type="checkbox"/>	28	4	16-QAM				324	360	<input type="checkbox"/>
<input checked="" type="checkbox"/>	29	4	64-QAM				432	480	<input type="checkbox"/>
<input checked="" type="checkbox"/>	30	4	64-QAM				486	540	<input type="checkbox"/>
<input checked="" type="checkbox"/>	31	4	64-QAM				540	600	<input type="checkbox"/>
<input checked="" type="checkbox"/>	32	1	BPSK	-	-	-	6.0	6.7	<input type="checkbox"/>
<input checked="" type="checkbox"/>	33	2	16-QAM	QPSK	-	-	81	90.0	<input type="checkbox"/>
<input checked="" type="checkbox"/>	34	2	64-QAM	QPSK	-	-	108	120	<input type="checkbox"/>
<input checked="" type="checkbox"/>	35	2	64-QAM	16-QAM	-	-	135	150	<input type="checkbox"/>
<input checked="" type="checkbox"/>	36	2	16-QAM	QPSK	-	-	121.5	135	<input type="checkbox"/>
<input checked="" type="checkbox"/>	37	2	64-QAM	QPSK	-	-	162	180	<input type="checkbox"/>
<input checked="" type="checkbox"/>	38	2	64-QAM	16-QAM	-	-	202.5	225	<input type="checkbox"/>
<input checked="" type="checkbox"/>	39	3	16-QAM	QPSK	QPSK	-	108	120	<input type="checkbox"/>
<input checked="" type="checkbox"/>	40	3	16-QAM	16-QAM	QPSK	-	135	150	<input type="checkbox"/>
<input checked="" type="checkbox"/>	41	3	64-QAM	QPSK	QPSK	-	135	150	<input type="checkbox"/>
<input checked="" type="checkbox"/>	42	3	64-QAM	16-QAM	QPSK	-	162	180	<input type="checkbox"/>
<input checked="" type="checkbox"/>	43	3	64-QAM	16-QAM	16-QAM	-	189	210	<input type="checkbox"/>
<input checked="" type="checkbox"/>	44	3	64-QAM	64-QAM	QPSK	-	189	210	<input type="checkbox"/>
<input checked="" type="checkbox"/>	45	3	64-QAM	64-QAM	16-QAM	-	216	240	<input type="checkbox"/>
<input checked="" type="checkbox"/>	46	3	16-QAM	QPSK	QPSK	-	162	180	<input type="checkbox"/>
<input checked="" type="checkbox"/>	47	3	16-QAM	16-QAM	QPSK	-	202.5	225	<input type="checkbox"/>
<input checked="" type="checkbox"/>	48	3	64-QAM	QPSK	QPSK	-	202.5	225	<input type="checkbox"/>
<input checked="" type="checkbox"/>	49	3	64-QAM	16-QAM	QPSK	-	243	270	<input type="checkbox"/>
<input checked="" type="checkbox"/>	50	3	64-QAM	16-QAM	16-QAM	-	283.5	315	<input type="checkbox"/>
<input checked="" type="checkbox"/>	51	3	64-QAM	64-QAM	QPSK	-	283.5	315	<input type="checkbox"/>
<input checked="" type="checkbox"/>	52	3	64-QAM	64-QAM	16-QAM	-	324	360	<input type="checkbox"/>
<input checked="" type="checkbox"/>	53	4	16-QAM	QPSK	QPSK	QPSK	135	150	<input type="checkbox"/>
<input checked="" type="checkbox"/>	54	4	16-QAM	16-QAM	QPSK	QPSK	162	180	<input type="checkbox"/>
<input checked="" type="checkbox"/>	55	4	16-QAM	16-QAM	16-QAM	QPSK	189	210	<input type="checkbox"/>
<input checked="" type="checkbox"/>	56	4	64-QAM	QPSK	QPSK	QPSK	162	180	<input type="checkbox"/>
<input checked="" type="checkbox"/>	57	4	64-QAM	16-QAM	QPSK	QPSK	189	210	<input type="checkbox"/>
<input checked="" type="checkbox"/>	58	4	64-QAM	16-QAM	16-QAM	QPSK	216	240	<input type="checkbox"/>
<input checked="" type="checkbox"/>	59	4	64-QAM	16-QAM	16-QAM	16-QAM	243	270	<input type="checkbox"/>
<input checked="" type="checkbox"/>	60	4	64-QAM	QPSK	QPSK	QPSK	216	240	<input type="checkbox"/>
<input checked="" type="checkbox"/>	61	4	64-QAM	16-QAM	16-QAM	QPSK	243	270	<input type="checkbox"/>
<input checked="" type="checkbox"/>	62	4	64-QAM	16-QAM	16-QAM	16-QAM	270	300	<input type="checkbox"/>
<input checked="" type="checkbox"/>	63	4	64-QAM	64-QAM	64-QAM	QPSK	270	300	<input type="checkbox"/>
<input checked="" type="checkbox"/>	64	4	64-QAM	64-QAM	64-QAM	16-QAM	297	330	<input type="checkbox"/>
<input checked="" type="checkbox"/>	65	4	16-QAM	QPSK	QPSK	QPSK	202.5	225	<input type="checkbox"/>
<input checked="" type="checkbox"/>	66	4	16-QAM	16-QAM	QPSK	QPSK	243	270	<input type="checkbox"/>
<input checked="" type="checkbox"/>	67	4	16-QAM	16-QAM	16-QAM	QPSK	283.5	315	<input type="checkbox"/>
<input checked="" type="checkbox"/>	68	4	64-QAM	QPSK	QPSK	QPSK	243	270	<input type="checkbox"/>
<input checked="" type="checkbox"/>	69	4	64-QAM	16-QAM	QPSK	QPSK	283.5	315	<input type="checkbox"/>
<input checked="" type="checkbox"/>	70	4	64-QAM	16-QAM	16-QAM	QPSK	324	360	<input type="checkbox"/>
<input checked="" type="checkbox"/>	71	4	64-QAM	16-QAM	16-QAM	16-QAM	364.5	405	<input type="checkbox"/>
<input checked="" type="checkbox"/>	72	4	64-QAM	64-QAM	QPSK	QPSK	324	360	<input type="checkbox"/>
<input checked="" type="checkbox"/>	73	4	64-QAM	64-QAM	16-QAM	QPSK	364.5	405	<input type="checkbox"/>
<input checked="" type="checkbox"/>	74	4	64-QAM	64-QAM	16-QAM	16-QAM	405	450	<input type="checkbox"/>
<input checked="" type="checkbox"/>	75	4	64-QAM	64-QAM	64-QAM	QPSK	405	450	<input type="checkbox"/>
<input checked="" type="checkbox"/>	76	4	64-QAM	64-QAM	64-QAM	16-QAM	445.5	495	<input type="checkbox"/>



L C I E

DATA RATE: 802.11ac VHT20							
Available for EUT	MCS Index	Nbr of spatial streams	Modulation (Stream 1/2/3/4)	Coding rate	GI = 800ns	GI = 400ns	Worst Case Modulation
<input checked="" type="checkbox"/>	0	1	BPSK	1/2	6,5	7,2	<input type="checkbox"/>
<input checked="" type="checkbox"/>	1	1	QPSK	1/2	13	14,4	<input type="checkbox"/>
<input checked="" type="checkbox"/>	2	1	QPSK	3/4	19,5	21,7	<input type="checkbox"/>
<input checked="" type="checkbox"/>	3	1	16-QAM	1/2	26	28,9	<input type="checkbox"/>
<input checked="" type="checkbox"/>	4	1	16-QAM	3/4	39	43,3	<input type="checkbox"/>
<input checked="" type="checkbox"/>	5	1	64-QAM	2/3	52	57,8	<input type="checkbox"/>
<input checked="" type="checkbox"/>	6	1	64-QAM	3/4	58,5	65	<input type="checkbox"/>
<input checked="" type="checkbox"/>	7	1	64-QAM	5/6	65	72,2	<input type="checkbox"/>
<input checked="" type="checkbox"/>	8	1	256-QAM	3/4	78	86,7	<input type="checkbox"/>
<input checked="" type="checkbox"/>	9	1	256-QAM	5/6	N/A	N/A	<input type="checkbox"/>
<input checked="" type="checkbox"/>	10	2	BPSK	1/2	13	14,4	<input type="checkbox"/>
<input checked="" type="checkbox"/>	11	2	QPSK	1/2	26	28,8	<input type="checkbox"/>
<input checked="" type="checkbox"/>	12	2	QPSK	3/4	39	43,4	<input type="checkbox"/>
<input checked="" type="checkbox"/>	13	2	16-QAM	1/2	52	57,8	<input type="checkbox"/>
<input checked="" type="checkbox"/>	14	2	16-QAM	3/4	78	86,6	<input type="checkbox"/>
<input checked="" type="checkbox"/>	15	2	64-QAM	2/3	104	115,6	<input type="checkbox"/>
<input checked="" type="checkbox"/>	16	2	64-QAM	3/4	117	130	<input type="checkbox"/>
<input checked="" type="checkbox"/>	17	2	64-QAM	5/6	130	144,4	<input type="checkbox"/>
<input checked="" type="checkbox"/>	18	2	256-QAM	3/4	156	173,4	<input type="checkbox"/>
<input checked="" type="checkbox"/>	19	2	256-QAM	5/6	N/A	N/A	<input type="checkbox"/>
<input checked="" type="checkbox"/>	20	3	BPSK	1/2	19,5	21,6	<input type="checkbox"/>
<input checked="" type="checkbox"/>	21	3	QPSK	1/2	39	43,2	<input type="checkbox"/>
<input checked="" type="checkbox"/>	22	3	QPSK	3/4	58,5	65,1	<input type="checkbox"/>
<input checked="" type="checkbox"/>	23	3	16-QAM	1/2	78	86,7	<input type="checkbox"/>
<input checked="" type="checkbox"/>	24	3	16-QAM	3/4	117	129,9	<input checked="" type="checkbox"/>
<input checked="" type="checkbox"/>	25	3	64-QAM	2/3	156	173,4	<input type="checkbox"/>
<input checked="" type="checkbox"/>	26	3	64-QAM	3/4	175,5	195	<input type="checkbox"/>
<input checked="" type="checkbox"/>	27	3	64-QAM	5/6	195	216,6	<input type="checkbox"/>
<input checked="" type="checkbox"/>	28	3	256-QAM	3/4	234	260,1	<input type="checkbox"/>
<input checked="" type="checkbox"/>	29	3	256-QAM	5/6	N/A	N/A	<input type="checkbox"/>
<input checked="" type="checkbox"/>	30	4	BPSK	1/2	26	28,8	<input type="checkbox"/>
<input checked="" type="checkbox"/>	31	4	QPSK	1/2	52	57,6	<input type="checkbox"/>
<input checked="" type="checkbox"/>	32	4	QPSK	3/4	78	86,8	<input type="checkbox"/>
<input checked="" type="checkbox"/>	33	4	16-QAM	1/2	104	115,6	<input type="checkbox"/>
<input checked="" type="checkbox"/>	34	4	16-QAM	3/4	156	173,2	<input type="checkbox"/>
<input checked="" type="checkbox"/>	35	4	64-QAM	2/3	208	231,2	<input type="checkbox"/>
<input checked="" type="checkbox"/>	36	4	64-QAM	3/4	234	260	<input type="checkbox"/>
<input checked="" type="checkbox"/>	37	4	64-QAM	5/6	260	288,8	<input type="checkbox"/>
<input checked="" type="checkbox"/>	38	4	256-QAM	3/4	312	346,8	<input type="checkbox"/>
<input checked="" type="checkbox"/>	39	4	256-QAM	5/6	N/A	N/A	<input type="checkbox"/>
<input type="checkbox"/>	40	5	BPSK	1/2	32,5	36	<input type="checkbox"/>
<input type="checkbox"/>	41	5	QPSK	1/2	65	72	<input type="checkbox"/>
<input type="checkbox"/>	42	5	QPSK	3/4	97,5	108,5	<input type="checkbox"/>
<input type="checkbox"/>	43	5	16-QAM	1/2	130	144,5	<input type="checkbox"/>
<input type="checkbox"/>	44	5	16-QAM	3/4	195	216,5	<input type="checkbox"/>
<input type="checkbox"/>	45	5	64-QAM	2/3	260	289	<input type="checkbox"/>
<input type="checkbox"/>	46	5	64-QAM	3/4	292,5	325	<input type="checkbox"/>
<input type="checkbox"/>	47	5	64-QAM	5/6	325	361	<input type="checkbox"/>
<input type="checkbox"/>	48	5	256-QAM	3/4	390	433,5	<input type="checkbox"/>
<input type="checkbox"/>	49	5	256-QAM	5/6	N/A	N/A	<input type="checkbox"/>
<input type="checkbox"/>	50	6	BPSK	1/2	39	43,2	<input type="checkbox"/>
<input type="checkbox"/>	51	6	QPSK	1/2	78	86,4	<input type="checkbox"/>
<input type="checkbox"/>	52	6	QPSK	3/4	117	130,2	<input type="checkbox"/>
<input type="checkbox"/>	53	6	16-QAM	1/2	156	173,4	<input type="checkbox"/>
<input type="checkbox"/>	54	6	16-QAM	3/4	234	259,8	<input type="checkbox"/>
<input type="checkbox"/>	55	6	64-QAM	2/3	312	346,8	<input type="checkbox"/>
<input type="checkbox"/>	56	6	64-QAM	3/4	351	390	<input type="checkbox"/>
<input type="checkbox"/>	57	6	64-QAM	5/6	390	433,2	<input type="checkbox"/>
<input type="checkbox"/>	58	6	256-QAM	3/4	468	520,2	<input type="checkbox"/>
<input type="checkbox"/>	59	6	256-QAM	5/6	N/A	N/A	<input type="checkbox"/>
<input type="checkbox"/>	60	7	BPSK	1/2	45,5	50,4	<input type="checkbox"/>
<input type="checkbox"/>	61	7	QPSK	1/2	91	100,8	<input type="checkbox"/>
<input type="checkbox"/>	62	7	QPSK	3/4	136,5	151,9	<input type="checkbox"/>
<input type="checkbox"/>	63	7	16-QAM	1/2	182	202,3	<input type="checkbox"/>
<input type="checkbox"/>	64	7	16-QAM	3/4	273	303,1	<input type="checkbox"/>
<input type="checkbox"/>	65	7	64-QAM	2/3	364	404,6	<input type="checkbox"/>
<input type="checkbox"/>	66	7	64-QAM	3/4	409,5	455	<input type="checkbox"/>
<input type="checkbox"/>	67	7	64-QAM	5/6	455	505,4	<input type="checkbox"/>
<input type="checkbox"/>	68	7	256-QAM	3/4	546	606,9	<input type="checkbox"/>
<input type="checkbox"/>	69	7	256-QAM	5/6	N/A	N/A	<input type="checkbox"/>
<input type="checkbox"/>	70	8	BPSK	1/2	52	57,6	<input type="checkbox"/>
<input type="checkbox"/>	71	8	QPSK	1/2	104	115,2	<input type="checkbox"/>
<input type="checkbox"/>	72	8	QPSK	3/4	156	173,6	<input type="checkbox"/>
<input type="checkbox"/>	73	8	16-QAM	1/2	208	231,2	<input type="checkbox"/>
<input type="checkbox"/>	74	8	16-QAM	3/4	312	346,4	<input type="checkbox"/>
<input type="checkbox"/>	75	8	64-QAM	2/3	416	462,4	<input type="checkbox"/>
<input type="checkbox"/>	76	8	64-QAM	3/4	468	520	<input type="checkbox"/>
<input type="checkbox"/>	77	8	64-QAM	5/6	520	577,6	<input type="checkbox"/>
<input type="checkbox"/>	78	8	256-QAM	3/4	624	693,6	<input type="checkbox"/>
<input type="checkbox"/>	79	8	256-QAM	5/6	N/A	N/A	<input type="checkbox"/>

DATA RATE: 802.11ac VHT40



L C I E

Available for EUT	MCS Index	Nbr of spatial streams	Modulation (Stream 1/2/3/4)	Coding rate	GI = 800ns	GI = 400ns	Worst Case Modulation
<input checked="" type="checkbox"/>	0	1	BPSK	1/2	13,5	15	<input type="checkbox"/>
<input checked="" type="checkbox"/>	1	1	QPSK	1/2	27	30	<input type="checkbox"/>
<input checked="" type="checkbox"/>	2	1	QPSK	3/4	40,5	45	<input type="checkbox"/>
<input checked="" type="checkbox"/>	3	1	16-QAM	1/2	54	60	<input type="checkbox"/>
<input checked="" type="checkbox"/>	4	1	16-QAM	3/4	81	90	<input type="checkbox"/>
<input checked="" type="checkbox"/>	5	1	64-QAM	2/3	108	120	<input type="checkbox"/>
<input checked="" type="checkbox"/>	6	1	64-QAM	3/4	121,5	135	<input type="checkbox"/>
<input checked="" type="checkbox"/>	7	1	64-QAM	5/6	135	150	<input type="checkbox"/>
<input checked="" type="checkbox"/>	8	1	256-QAM	3/4	162	180	<input type="checkbox"/>
<input checked="" type="checkbox"/>	9	1	256-QAM	5/6	180	200	<input type="checkbox"/>
<input checked="" type="checkbox"/>	10	2	BPSK	1/2	27	30	<input type="checkbox"/>
<input checked="" type="checkbox"/>	11	2	QPSK	1/2	54	60	<input type="checkbox"/>
<input checked="" type="checkbox"/>	12	2	QPSK	3/4	81	90	<input type="checkbox"/>
<input checked="" type="checkbox"/>	13	2	16-QAM	1/2	108	120	<input type="checkbox"/>
<input checked="" type="checkbox"/>	14	2	16-QAM	3/4	162	180	<input type="checkbox"/>
<input checked="" type="checkbox"/>	15	2	64-QAM	2/3	216	240	<input type="checkbox"/>
<input checked="" type="checkbox"/>	16	2	64-QAM	3/4	243	270	<input type="checkbox"/>
<input checked="" type="checkbox"/>	17	2	64-QAM	5/6	270	300	<input type="checkbox"/>
<input checked="" type="checkbox"/>	18	2	256-QAM	3/4	324	360	<input type="checkbox"/>
<input checked="" type="checkbox"/>	19	2	256-QAM	5/6	360	400	<input type="checkbox"/>
<input checked="" type="checkbox"/>	20	3	BPSK	1/2	40,5	45	<input type="checkbox"/>
<input checked="" type="checkbox"/>	21	3	QPSK	1/2	81	90	<input type="checkbox"/>
<input checked="" type="checkbox"/>	22	3	QPSK	3/4	121,5	135	<input type="checkbox"/>
<input checked="" type="checkbox"/>	23	3	16-QAM	1/2	162	180	<input type="checkbox"/>
<input checked="" type="checkbox"/>	24	3	16-QAM	3/4	243	270	<input checked="" type="checkbox"/>
<input checked="" type="checkbox"/>	25	3	64-QAM	2/3	324	360	<input type="checkbox"/>
<input checked="" type="checkbox"/>	26	3	64-QAM	3/4	364,5	405	<input type="checkbox"/>
<input checked="" type="checkbox"/>	27	3	64-QAM	5/6	405	450	<input type="checkbox"/>
<input checked="" type="checkbox"/>	28	3	256-QAM	3/4	486	540	<input type="checkbox"/>
<input checked="" type="checkbox"/>	29	3	256-QAM	5/6	540	600	<input type="checkbox"/>
<input checked="" type="checkbox"/>	30	4	BPSK	1/2	54	60	<input type="checkbox"/>
<input checked="" type="checkbox"/>	31	4	QPSK	1/2	108	120	<input type="checkbox"/>
<input checked="" type="checkbox"/>	32	4	QPSK	3/4	162	180	<input type="checkbox"/>
<input checked="" type="checkbox"/>	33	4	16-QAM	1/2	216	240	<input type="checkbox"/>
<input checked="" type="checkbox"/>	34	4	16-QAM	3/4	324	360	<input type="checkbox"/>
<input checked="" type="checkbox"/>	35	4	64-QAM	2/3	432	480	<input type="checkbox"/>
<input checked="" type="checkbox"/>	36	4	64-QAM	3/4	486	540	<input type="checkbox"/>
<input checked="" type="checkbox"/>	37	4	64-QAM	5/6	540	600	<input type="checkbox"/>
<input checked="" type="checkbox"/>	38	4	256-QAM	3/4	648	720	<input type="checkbox"/>
<input checked="" type="checkbox"/>	39	4	256-QAM	5/6	720	800	<input type="checkbox"/>
<input type="checkbox"/>	40	5	BPSK	1/2	67,5	75	<input type="checkbox"/>
<input type="checkbox"/>	41	5	QPSK	1/2	135	150	<input type="checkbox"/>
<input type="checkbox"/>	42	5	QPSK	3/4	202,5	225	<input type="checkbox"/>
<input type="checkbox"/>	43	5	16-QAM	1/2	270	300	<input type="checkbox"/>
<input type="checkbox"/>	44	5	16-QAM	3/4	405	450	<input type="checkbox"/>
<input type="checkbox"/>	45	5	64-QAM	2/3	540	600	<input type="checkbox"/>
<input type="checkbox"/>	46	5	64-QAM	3/4	607,5	675	<input type="checkbox"/>
<input type="checkbox"/>	47	5	64-QAM	5/6	675	750	<input type="checkbox"/>
<input type="checkbox"/>	48	5	256-QAM	3/4	810	900	<input type="checkbox"/>
<input type="checkbox"/>	49	5	256-QAM	5/6	900	1000	<input type="checkbox"/>
<input type="checkbox"/>	50	6	BPSK	1/2	81	90	<input type="checkbox"/>
<input type="checkbox"/>	51	6	QPSK	1/2	162	180	<input type="checkbox"/>
<input type="checkbox"/>	52	6	QPSK	3/4	243	270	<input type="checkbox"/>
<input type="checkbox"/>	53	6	16-QAM	1/2	324	360	<input type="checkbox"/>
<input type="checkbox"/>	54	6	16-QAM	3/4	486	540	<input type="checkbox"/>
<input type="checkbox"/>	55	6	64-QAM	2/3	648	720	<input type="checkbox"/>
<input type="checkbox"/>	56	6	64-QAM	3/4	729	810	<input type="checkbox"/>
<input type="checkbox"/>	57	6	64-QAM	5/6	810	900	<input type="checkbox"/>
<input type="checkbox"/>	58	6	256-QAM	3/4	972	1080	<input type="checkbox"/>
<input type="checkbox"/>	59	6	256-QAM	5/6	1080	1200	<input type="checkbox"/>
<input type="checkbox"/>	60	7	BPSK	1/2	94,5	105	<input type="checkbox"/>
<input type="checkbox"/>	61	7	QPSK	1/2	189	210	<input type="checkbox"/>
<input type="checkbox"/>	62	7	QPSK	3/4	283,5	315	<input type="checkbox"/>
<input type="checkbox"/>	63	7	16-QAM	1/2	378	420	<input type="checkbox"/>
<input type="checkbox"/>	64	7	16-QAM	3/4	567	630	<input type="checkbox"/>
<input type="checkbox"/>	65	7	64-QAM	2/3	756	840	<input type="checkbox"/>
<input type="checkbox"/>	66	7	64-QAM	3/4	850,5	945	<input type="checkbox"/>
<input type="checkbox"/>	67	7	64-QAM	5/6	945	1050	<input type="checkbox"/>
<input type="checkbox"/>	68	7	256-QAM	3/4	1134	1260	<input type="checkbox"/>
<input type="checkbox"/>	69	7	256-QAM	5/6	1260	1400	<input type="checkbox"/>
<input type="checkbox"/>	70	8	BPSK	1/2	108	120	<input type="checkbox"/>
<input type="checkbox"/>	71	8	QPSK	1/2	216	240	<input type="checkbox"/>
<input type="checkbox"/>	72	8	QPSK	3/4	324	360	<input type="checkbox"/>
<input type="checkbox"/>	73	8	16-QAM	1/2	432	480	<input type="checkbox"/>
<input type="checkbox"/>	74	8	16-QAM	3/4	648	720	<input type="checkbox"/>
<input type="checkbox"/>	75	8	64-QAM	2/3	864	960	<input type="checkbox"/>
<input type="checkbox"/>	76	8	64-QAM	3/4	972	1080	<input type="checkbox"/>
<input type="checkbox"/>	77	8	64-QAM	5/6	1080	1200	<input type="checkbox"/>
<input type="checkbox"/>	78	8	256-QAM	3/4	1296	1440	<input type="checkbox"/>
<input type="checkbox"/>	79	8	256-QAM	5/6	1440	1600	<input type="checkbox"/>



L C I E

DATA RATE: 802.11ac VHT80							
Available for EUT	MCS Index	Nbr of spatial streams	Modulation (Stream 1/2/3/4)	Coding rate	GI = 800ns	GI = 400ns	Worst Case Modulation
<input checked="" type="checkbox"/>	0	1	BPSK	1/2	29.3	32.5	<input type="checkbox"/>
<input checked="" type="checkbox"/>	1	1	QPSK	1/2	58.5	65	<input type="checkbox"/>
<input checked="" type="checkbox"/>	2	1	QPSK	3/4	87.8	97.5	<input type="checkbox"/>
<input checked="" type="checkbox"/>	3	1	16-QAM	1/2	117	130	<input type="checkbox"/>
<input checked="" type="checkbox"/>	4	1	16-QAM	3/4	175.5	195	<input type="checkbox"/>
<input checked="" type="checkbox"/>	5	1	64-QAM	2/3	234	260	<input type="checkbox"/>
<input checked="" type="checkbox"/>	6	1	64-QAM	3/4	263.3	292.5	<input type="checkbox"/>
<input checked="" type="checkbox"/>	7	1	64-QAM	5/6	292.5	325	<input type="checkbox"/>
<input checked="" type="checkbox"/>	8	1	256-QAM	3/4	351	390	<input type="checkbox"/>
<input checked="" type="checkbox"/>	9	1	256-QAM	5/6	390	433.3	<input type="checkbox"/>
<input checked="" type="checkbox"/>	10	2	BPSK	1/2	58.6	65	<input type="checkbox"/>
<input checked="" type="checkbox"/>	11	2	QPSK	1/2	117	130	<input type="checkbox"/>
<input checked="" type="checkbox"/>	12	2	QPSK	3/4	175.6	195	<input type="checkbox"/>
<input checked="" type="checkbox"/>	13	2	16-QAM	1/2	234	260	<input type="checkbox"/>
<input checked="" type="checkbox"/>	14	2	16-QAM	3/4	351	390	<input type="checkbox"/>
<input checked="" type="checkbox"/>	15	2	64-QAM	2/3	468	520	<input type="checkbox"/>
<input checked="" type="checkbox"/>	16	2	64-QAM	3/4	526.6	585	<input type="checkbox"/>
<input checked="" type="checkbox"/>	17	2	64-QAM	5/6	585	650	<input type="checkbox"/>
<input checked="" type="checkbox"/>	18	2	256-QAM	3/4	702	780	<input type="checkbox"/>
<input checked="" type="checkbox"/>	19	2	256-QAM	5/6	780	866.6	<input type="checkbox"/>
<input checked="" type="checkbox"/>	20	3	BPSK	1/2	87.9	97.5	<input type="checkbox"/>
<input checked="" type="checkbox"/>	21	3	QPSK	1/2	175.5	195	<input type="checkbox"/>
<input checked="" type="checkbox"/>	22	3	QPSK	3/4	263.4	292.5	<input type="checkbox"/>
<input checked="" type="checkbox"/>	23	3	16-QAM	1/2	351	390	<input type="checkbox"/>
<input checked="" type="checkbox"/>	24	3	16-QAM	3/4	526.5	585	<input checked="" type="checkbox"/>
<input checked="" type="checkbox"/>	25	3	64-QAM	2/3	702	780	<input type="checkbox"/>
<input checked="" type="checkbox"/>	26	3	64-QAM	3/4	789.9	877.5	<input type="checkbox"/>
<input checked="" type="checkbox"/>	27	3	64-QAM	5/6	877.5	975	<input type="checkbox"/>
<input checked="" type="checkbox"/>	28	3	256-QAM	3/4	1053	1170	<input type="checkbox"/>
<input checked="" type="checkbox"/>	29	3	256-QAM	5/6	1170	1299.9	<input type="checkbox"/>
<input checked="" type="checkbox"/>	30	4	BPSK	1/2	117.2	130	<input type="checkbox"/>
<input checked="" type="checkbox"/>	31	4	QPSK	1/2	234	260	<input type="checkbox"/>
<input checked="" type="checkbox"/>	32	4	QPSK	3/4	351.2	390	<input type="checkbox"/>
<input checked="" type="checkbox"/>	33	4	16-QAM	1/2	468	520	<input type="checkbox"/>
<input checked="" type="checkbox"/>	34	4	16-QAM	3/4	702	780	<input type="checkbox"/>
<input checked="" type="checkbox"/>	35	4	64-QAM	2/3	936	1040	<input type="checkbox"/>
<input checked="" type="checkbox"/>	36	4	64-QAM	3/4	1053.2	1170	<input type="checkbox"/>
<input checked="" type="checkbox"/>	37	4	64-QAM	5/6	1170	1300	<input type="checkbox"/>
<input checked="" type="checkbox"/>	38	4	256-QAM	3/4	1404	1560	<input type="checkbox"/>
<input checked="" type="checkbox"/>	39	4	256-QAM	5/6	1560	1733.2	<input type="checkbox"/>
<input type="checkbox"/>	40	5	BPSK	1/2	146.5	162.5	<input type="checkbox"/>
<input type="checkbox"/>	41	5	QPSK	1/2	292.5	325	<input type="checkbox"/>
<input type="checkbox"/>	42	5	QPSK	3/4	439	487.5	<input type="checkbox"/>
<input type="checkbox"/>	43	5	16-QAM	1/2	585	650	<input type="checkbox"/>
<input type="checkbox"/>	44	5	16-QAM	3/4	877.5	975	<input type="checkbox"/>
<input type="checkbox"/>	45	5	64-QAM	2/3	1170	1300	<input type="checkbox"/>
<input type="checkbox"/>	46	5	64-QAM	3/4	1316.5	1462.5	<input type="checkbox"/>
<input type="checkbox"/>	47	5	64-QAM	5/6	1462.5	1625	<input type="checkbox"/>
<input type="checkbox"/>	48	5	256-QAM	3/4	1755	1950	<input type="checkbox"/>
<input type="checkbox"/>	49	5	256-QAM	5/6	1950	2166.5	<input type="checkbox"/>
<input type="checkbox"/>	50	6	BPSK	1/2	175.8	195	<input type="checkbox"/>
<input type="checkbox"/>	51	6	QPSK	1/2	351	390	<input type="checkbox"/>
<input type="checkbox"/>	52	6	QPSK	3/4	526.8	585	<input type="checkbox"/>
<input type="checkbox"/>	53	6	16-QAM	1/2	702	780	<input type="checkbox"/>
<input type="checkbox"/>	54	6	16-QAM	3/4	1053	1170	<input type="checkbox"/>
<input type="checkbox"/>	55	6	64-QAM	2/3	1404	1560	<input type="checkbox"/>
<input type="checkbox"/>	56	6	64-QAM	3/4	1579.8	1755	<input type="checkbox"/>
<input type="checkbox"/>	57	6	64-QAM	5/6	1755	1950	<input type="checkbox"/>
<input type="checkbox"/>	58	6	256-QAM	3/4	2106	2340	<input type="checkbox"/>
<input type="checkbox"/>	59	6	256-QAM	5/6	2340	2599.8	<input type="checkbox"/>
<input type="checkbox"/>	60	7	BPSK	1/2	205.1	227.5	<input type="checkbox"/>
<input type="checkbox"/>	61	7	QPSK	1/2	409.5	455	<input type="checkbox"/>
<input type="checkbox"/>	62	7	QPSK	3/4	614.6	682.5	<input type="checkbox"/>
<input type="checkbox"/>	63	7	16-QAM	1/2	819	910	<input type="checkbox"/>
<input type="checkbox"/>	64	7	16-QAM	3/4	1228.5	1365	<input type="checkbox"/>
<input type="checkbox"/>	65	7	64-QAM	2/3	1638	1820	<input type="checkbox"/>
<input type="checkbox"/>	66	7	64-QAM	3/4	1843.1	2047.5	<input type="checkbox"/>
<input type="checkbox"/>	67	7	64-QAM	5/6	2047.5	2275	<input type="checkbox"/>
<input type="checkbox"/>	68	7	256-QAM	3/4	2457	2730	<input type="checkbox"/>
<input type="checkbox"/>	69	7	256-QAM	5/6	2730	3033.1	<input type="checkbox"/>
<input type="checkbox"/>	70	8	BPSK	1/2	234.4	260	<input type="checkbox"/>
<input type="checkbox"/>	71	8	QPSK	1/2	468	520	<input type="checkbox"/>
<input type="checkbox"/>	72	8	QPSK	3/4	702.4	780	<input type="checkbox"/>
<input type="checkbox"/>	73	8	16-QAM	1/2	936	1040	<input type="checkbox"/>
<input type="checkbox"/>	74	8	16-QAM	3/4	1404	1560	<input type="checkbox"/>
<input type="checkbox"/>	75	8	64-QAM	2/3	1872	2080	<input type="checkbox"/>
<input type="checkbox"/>	76	8	64-QAM	3/4	2106.4	2340	<input type="checkbox"/>
<input type="checkbox"/>	77	8	64-QAM	5/6	2340	2600	<input type="checkbox"/>
<input type="checkbox"/>	78	8	256-QAM	3/4	2808	3120	<input type="checkbox"/>
<input type="checkbox"/>	79	8	256-QAM	5/6	3120	3466.4	<input type="checkbox"/>

2.2. RUNNING MODE

The EUT is set in the following modes during tests:

- Permanent emission with modulation on a fixed channel in the data rate that produced the highest power
- Permanent reception

Following commands with the specific test software "Mtool" are used to set the product:

- See document : "procedure tests.docx" for the commands used to initialize the product.
- See document : "Copie de XI0000026.xls" for the commands used during test.

2.3. EQUIPMENT LABELLING



Power Supply



Power Supply



Power Supply



Power Supply

2.4. EQUIPMENT MODIFICATION

- None Modification:

3. OCCUPIED BANDWIDTH

3.1. TEST CONDITIONS

Test performed by : Armand MAHOUNGOU
Date of test : March 22, 2016
Ambient temperature : 24 °C
Relative humidity : 45 %

3.2. TEST SETUP

- The Equipment Under Test is installed:


- On a table
- In an anechoic chamber

- Measurement is performed with a spectrum analyzer in:

- Conducted Method
- Radiated Method

- Test Procedure:

- KDB 789033 D02 General UNII Test Procedures New Rules v01r02 § D



Photograph for Occupied bandwidth



3.1. LIMIT

None

3.2. TEST EQUIPMENT LIST

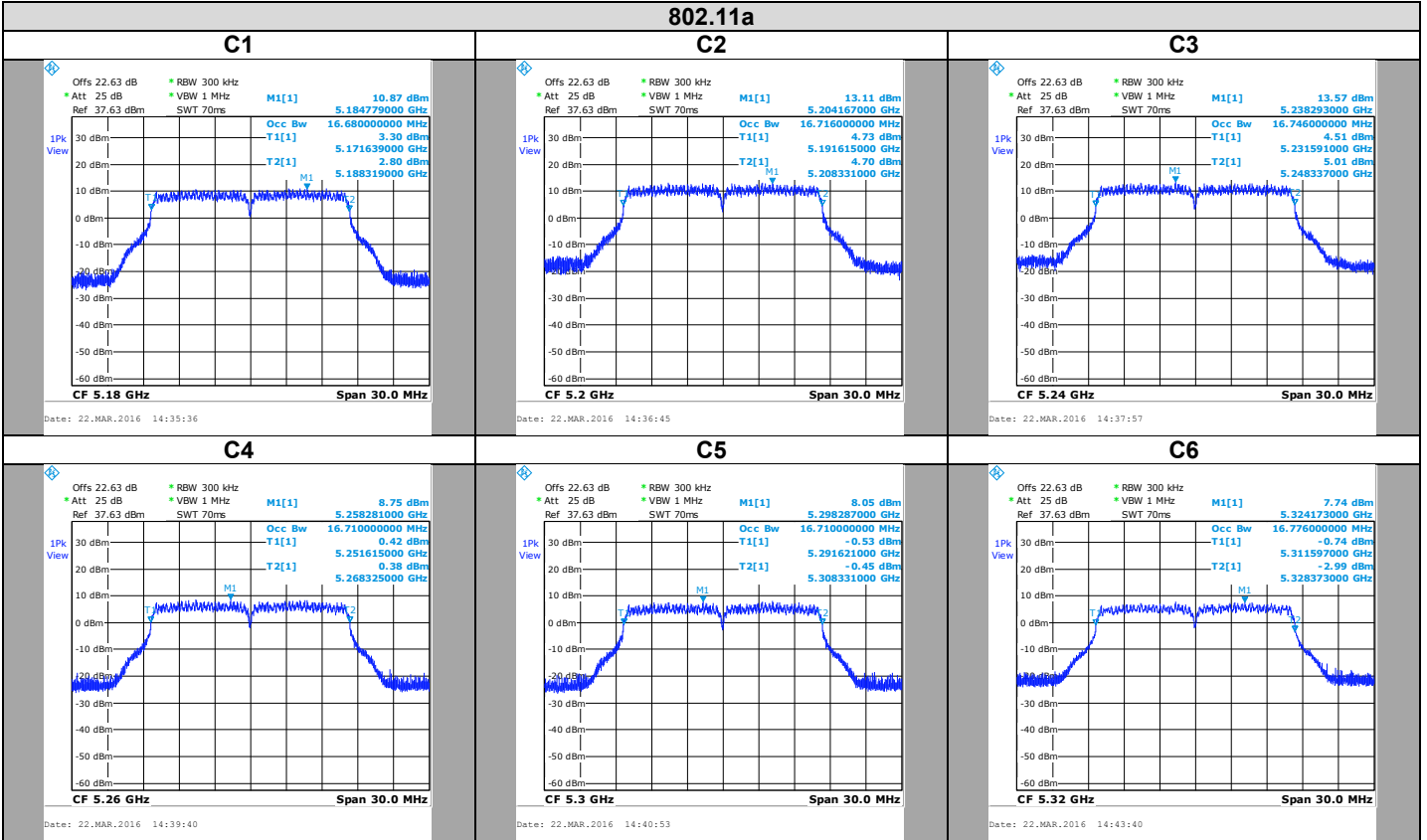
DESCRIPTION	MANUFACTURER	MODEL	N° LCIE	Cal_Date	Cal_Due
Spectrum analyzer	ROHDE & SCHWARZ	FSL6	A4060032	2015/04	2017/04
Programmable AC/DC power supply	-; KIKUSUI	PCR500M	A7040079	2014/05	2016/05
RF cable & 20 dB attenuator	Téledyne	920-0202-048	A5329675	2015/10	2016/10
Multi-meter	ISOTECH	IDM 91E	A1240253	2015/08	2016/08
Load 50 ohms	-; TELEGARTNER	-	A7150103	2015/10	2016/10
Load 50 ohms	TELEGARTNER	-	A7150104	2015/10	2016/10
Load 50 ohms	TELEGARTNER	-	A7150105	2015/10	2016/10

Note : In our Quality System, the calibration due of our equipment is more or less 2 months.



L C I E

3.3. RESULTS

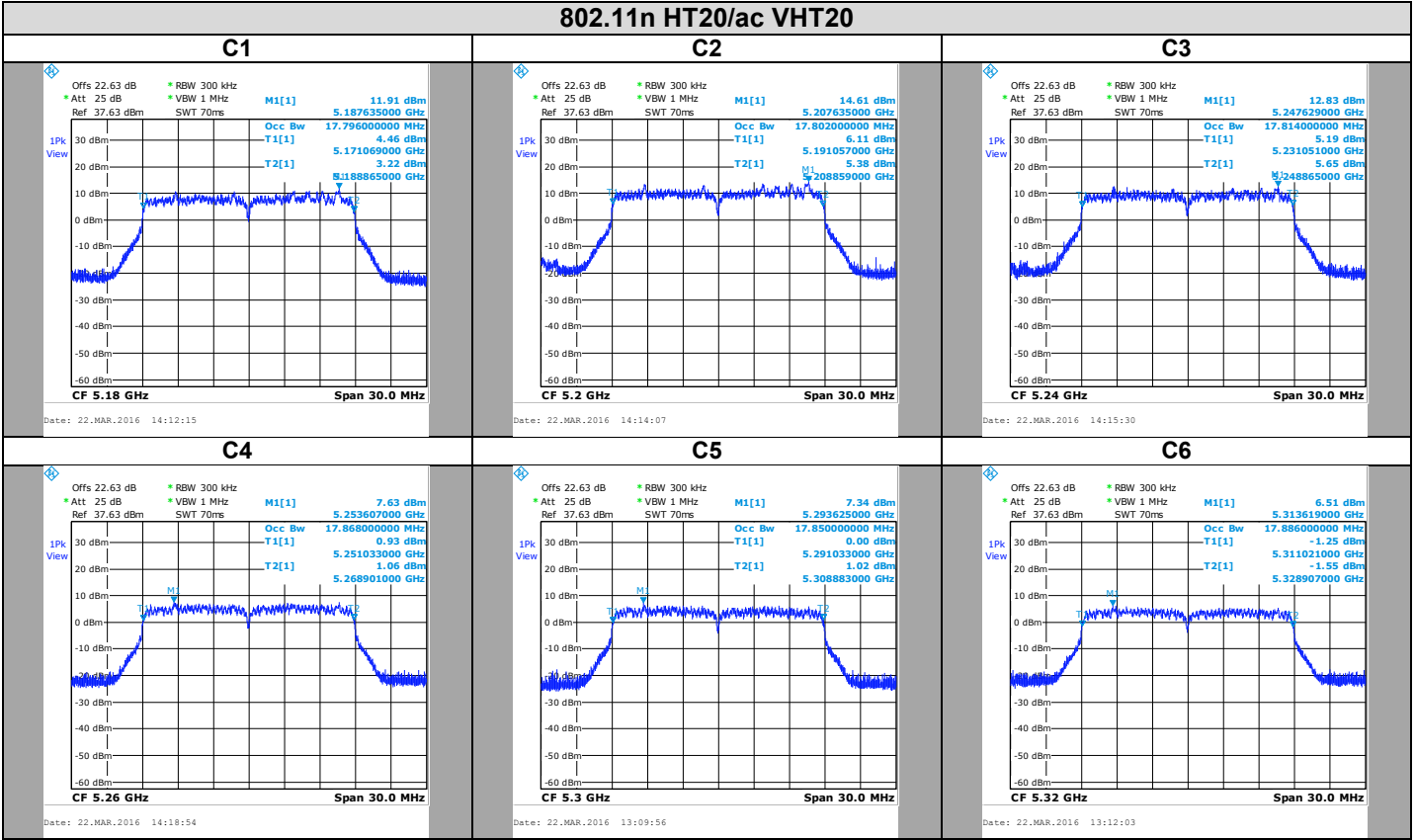


Channel	Occupied Channel Bandwidth (MHz)
C1	16,680
C2	16,716
C3	16,746
C4	16,710
C5	16,710
C6	16,776



L C I E

802.11n HT20/ac VHT20



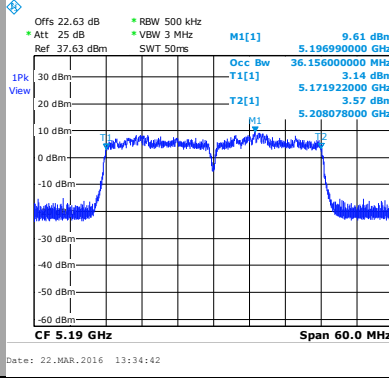
Channel	Occupied Channel Bandwidth (MHz)
C1	17,796
C2	17,802
C3	17,814
C4	17,868
C5	17,850
C6	17,886



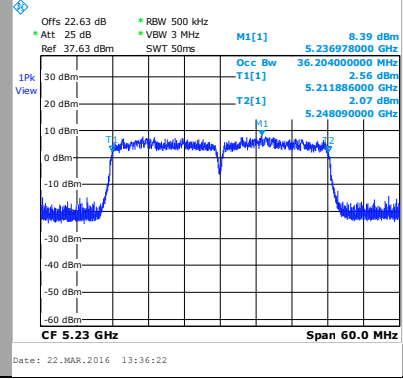
L C I E

802.11n HT40/ac VHT40

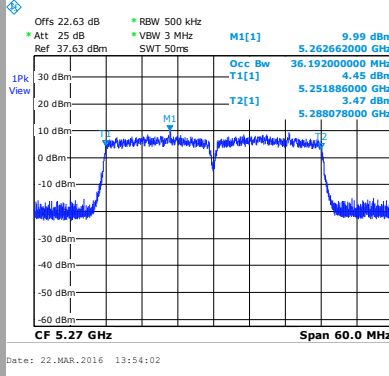
C14



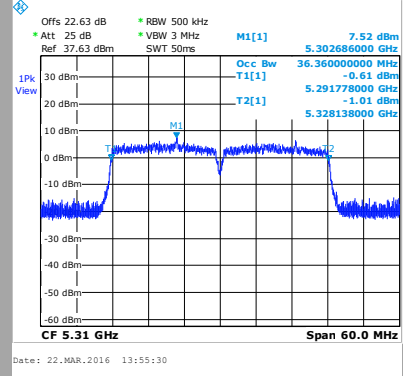
C15



C16



C17



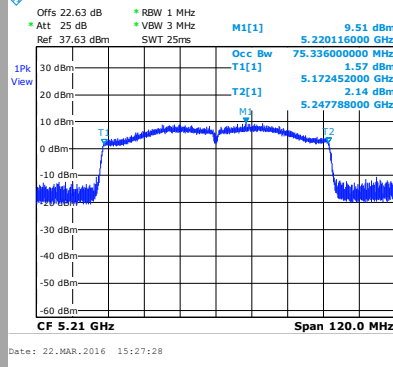
Channel	Occupied Channel Bandwidth (MHz)
C14	36,156
C15	36,204
C16	36,192
C17	36,360



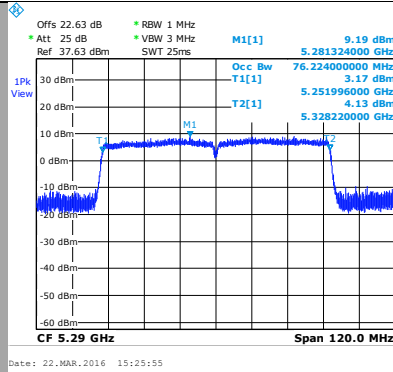
L C I E

802.11ac VHT80

C24



C25



Channel	Occupied Channel Bandwidth (MHz)
C24	75,336
C25	76,224

3.1. CONCLUSION

Occupied Channel Bandwidth measurement performed on the sample of the product **BELL CANADA FAST 5566**, SN: **DM1603203000012**, in configuration and description presented in this test report, show levels **compliant** to the **47 CFR PART 15.407 & RSS-GEN ISSUE 4** limits.

4. 26dB EMISSION BANDWIDTH

4.1. TEST CONDITIONS

Test performed by : Armand MAHOUNGOU
Date of test : March 22, 2016
Ambient temperature : 24 °C
Relative humidity : 45 %

4.2. TEST SETUP

- The Equipment Under Test is installed:


- On a table
- In an anechoic chamber

- Measurement is performed with a spectrum analyzer in:

- Conducted Method
- Radiated Method

- Test Procedure:

- KDB 789033 D02 General UNII Test Procedures New Rules v01r02 § C2



Photograph for 26dB emission bandwidth



4.3. LIMIT

None

4.4. TEST EQUIPMENT LIST

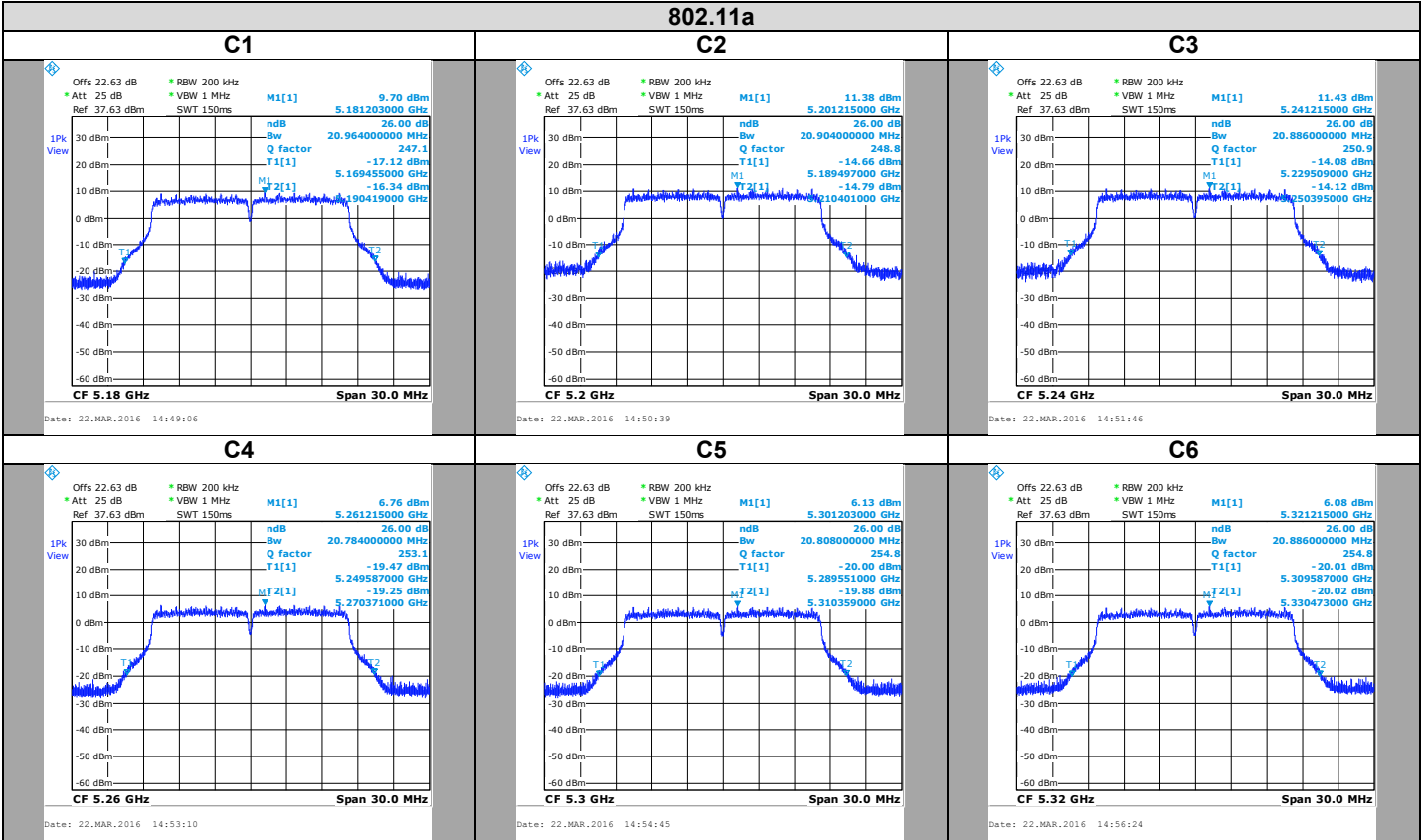
DESCRIPTION	MANUFACTURER	MODEL	N° LCIE	Cal_Date	Cal_Due
Spectrum analyzer	ROHDE & SCHWARZ	FSL6	A4060032	2015/04	2017/04
Programmable AC/DC power supply	-; KIKUSUI	PCR500M	A7040079	2014/05	2016/05
RF cable & 20 dB attenuator	Téledyne	920-0202-048	A5329675	2015/10	2016/10
Multi-meter	ISOTECH	IDM 91E	A1240253	2015/08	2016/08
Load 50 ohms	-; TELEGARTNER	-	A7150103	2015/10	2016/10
Load 50 ohms	TELEGARTNER	-	A7150104	2015/10	2016/10
Load 50 ohms	TELEGARTNER	-	A7150105	2015/10	2016/10

Note : In our Quality System, the calibration due of our equipment is more or less 2 months.



L C I E

4.5. RESULTS

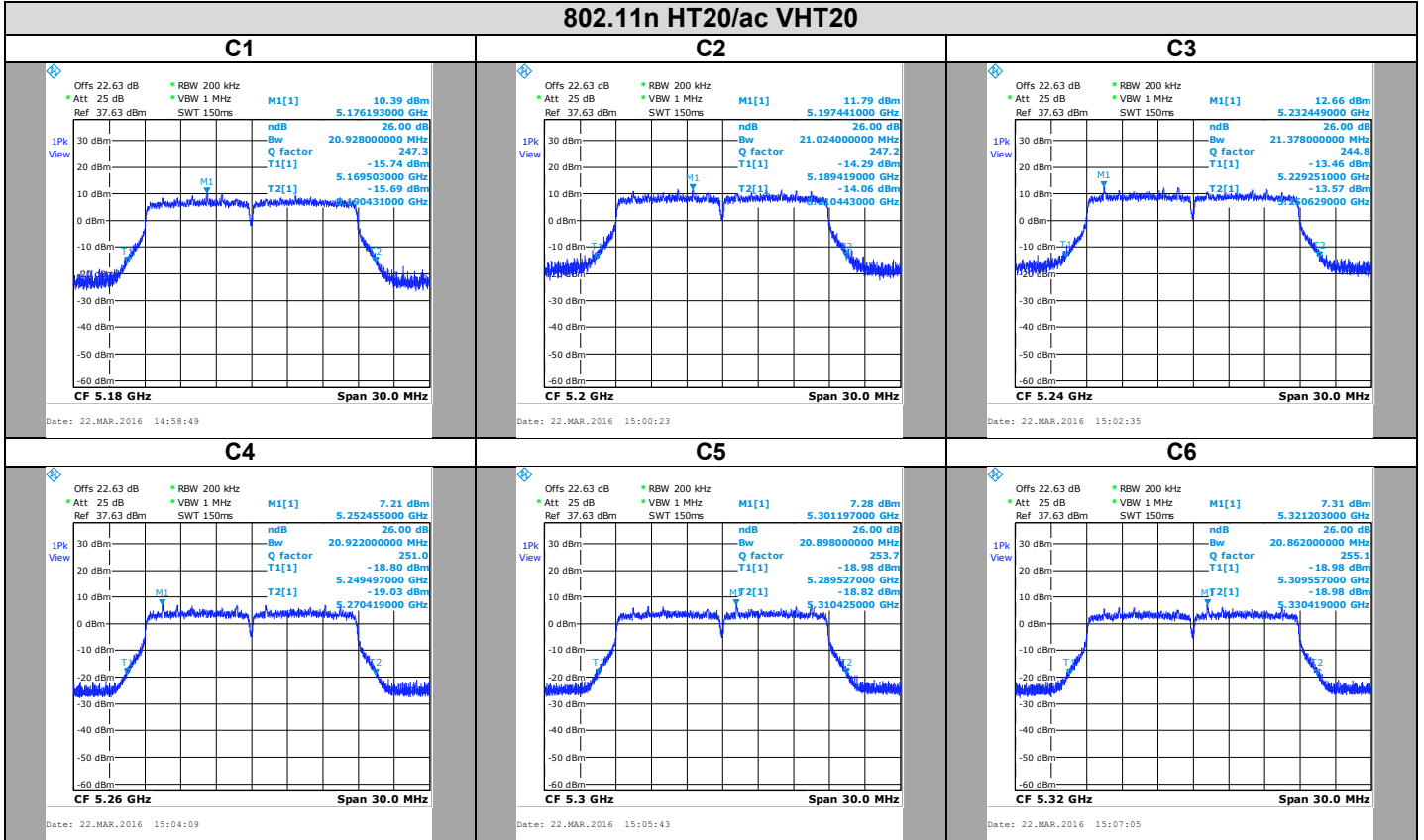


Channel	26dB Emission Bandwidth (MHz)
C1	20.964
C2	20.904
C3	20.886
C4	20.784
C5	20.808
C6	20.886



L C I E

802.11n HT20/ac VHT20

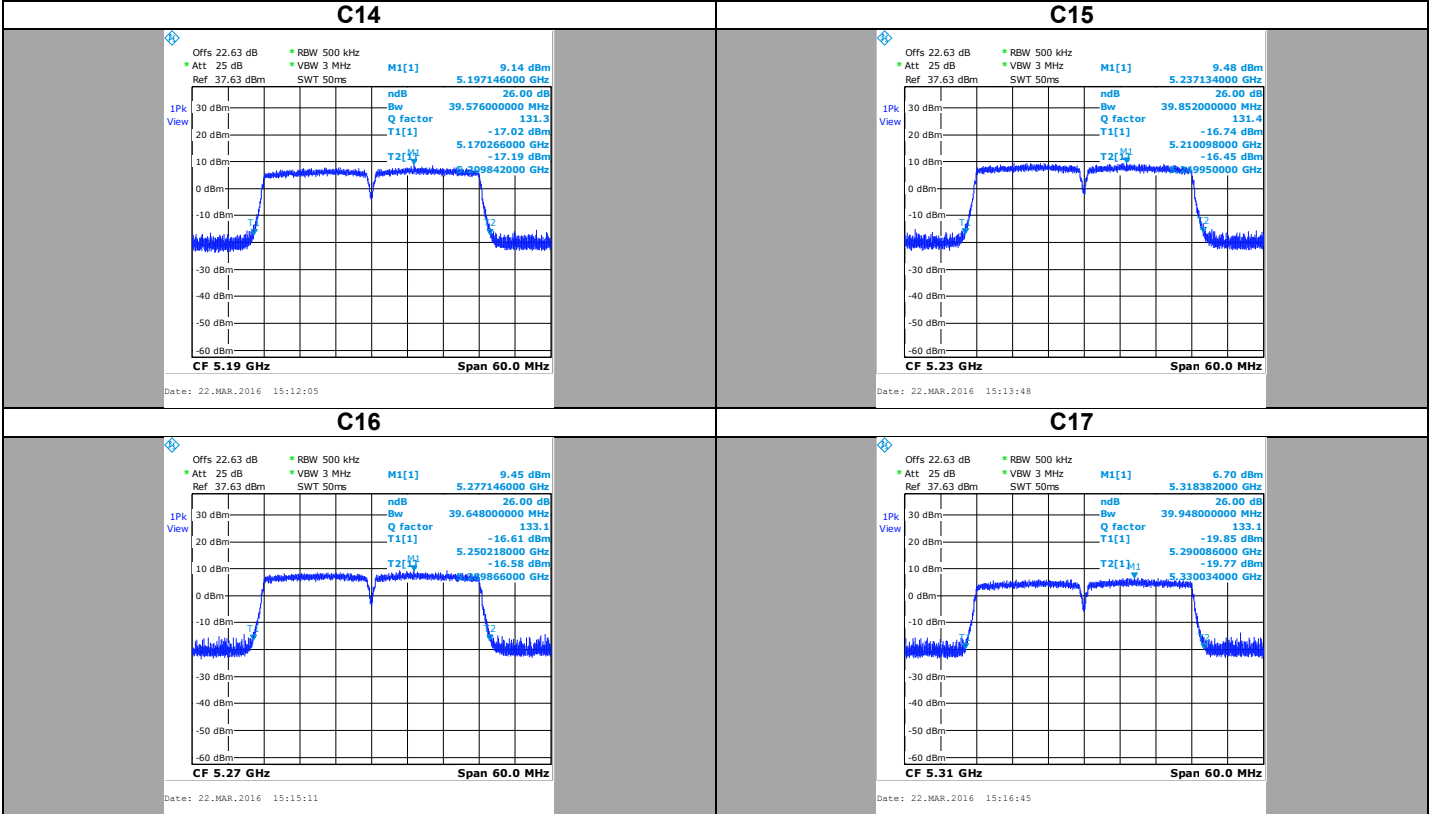


Channel	26dB Emission Bandwidth (MHz)
C1	20.928
C2	21.024
C3	21.886
C4	21.378
C5	20.898
C6	20.862



L C I E

802.11n HT40/ac VHT40



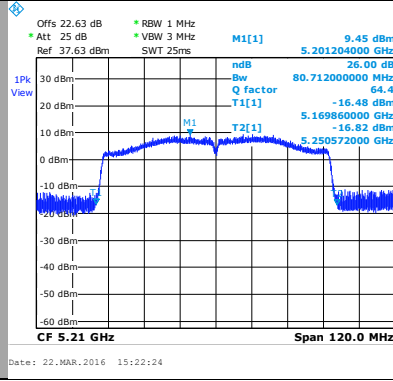
Channel	26dB Emission Bandwidth (MHz)
C14	39.576
C15	39.852
C16	39.648
C17	39.948



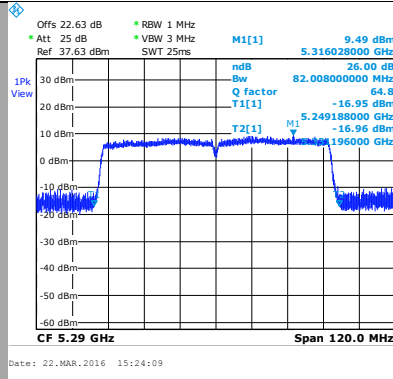
L C I E

802.11ac VHT80

C24



C25



Channel	26dB Emission Bandwidth (MHz)
C24	80.712
C25	82.008

4.6. CONCLUSION

26dB Emission Bandwidth measurement performed on the sample of the product **BELL CANADA FAST 5566**, SN: **DM1603203000012**, in configuration and description presented in this test report, show levels **compliant** to the **47 CFR PART 15.407 & RSS 247 ISSUE 1** limits.

5. DUTY CYCLE

5.1. TEST CONDITIONS

Test performed by : Armand MAHOUNGOU
Date of test : March 22, 2016
Ambient temperature : 24 °C
Relative humidity : 45 %

5.2. TEST SETUP

- The Equipment Under Test is installed:

- On a table
- In an anechoic chamber

- Measurement is performed with a spectrum analyzer in:

- Conducted Method
- Radiated Method

- Test Procedure:

- KDB 789033 D02 General UNII Test Procedures New Rules v01r02 § B2 b)



Photograph for Duty Cycle



5.3. LIMIT

None

5.4. TEST EQUIPMENT LIST

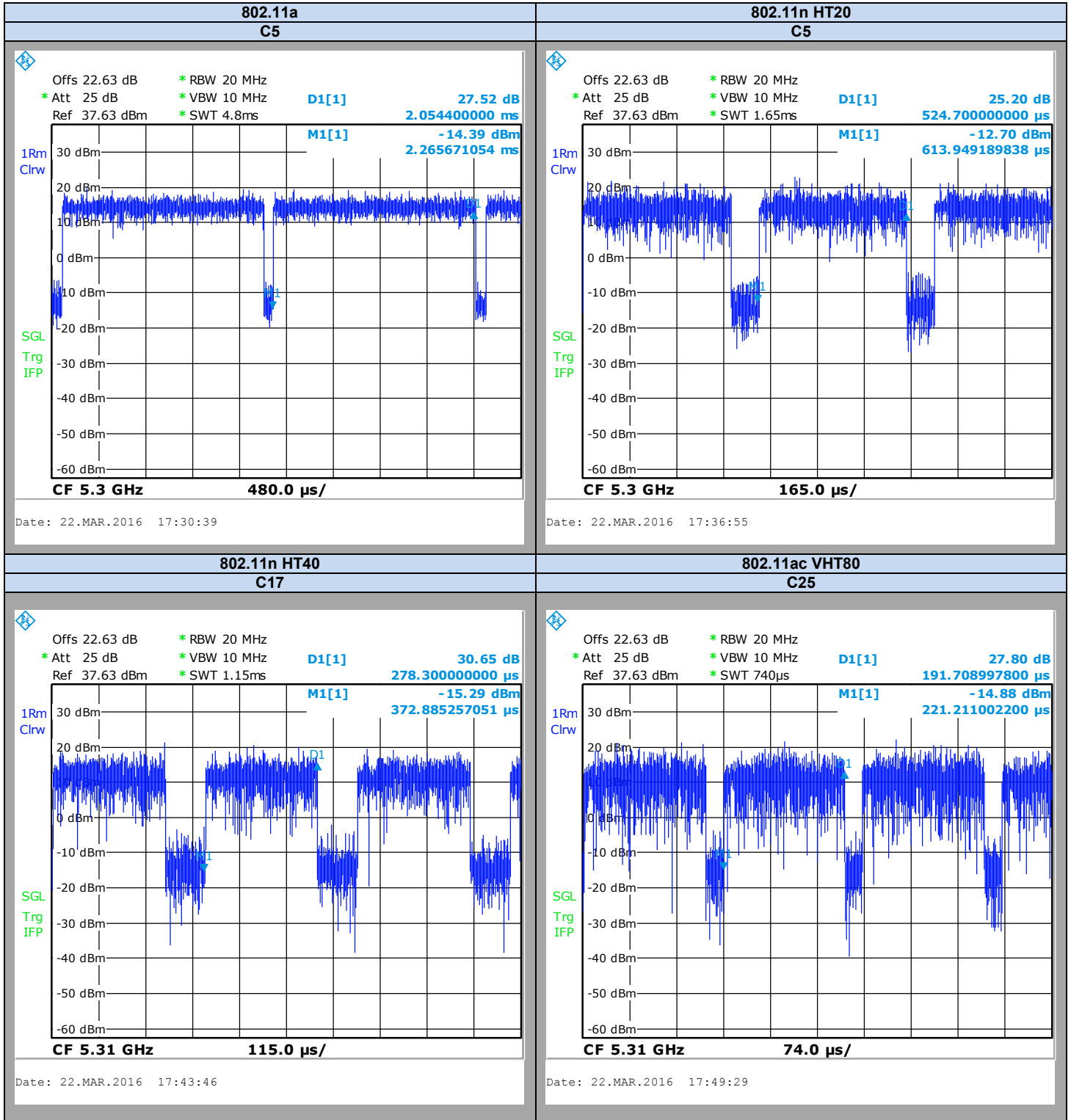
DESCRIPTION	MANUFACTURER	MODEL	N° LCIE	Cal_Date	Cal_Due
Spectrum analyzer	ROHDE & SCHWARZ	FSL6	A4060032	2015/04	2017/04
Programmable AC/DC power supply	-; KIKUSUI	PCR500M	A7040079	2014/05	2016/05
RF cable & 20 dB attenuator	Téledyne	920-0202-048	A5329675	2015/10	2016/10
Multi-meter	ISOTECH	IDM 91E	A1240253	2015/08	2016/08
Load 50 ohms	-; TELEGARTNER	-	A7150103	2015/10	2016/10
Load 50 ohms	TELEGARTNER	-	A7150104	2015/10	2016/10
Load 50 ohms	TELEGARTNER	-	A7150105	2015/10	2016/10

Note : In our Quality System, the calibration due of our equipment is more or less 2 months.



L C I E

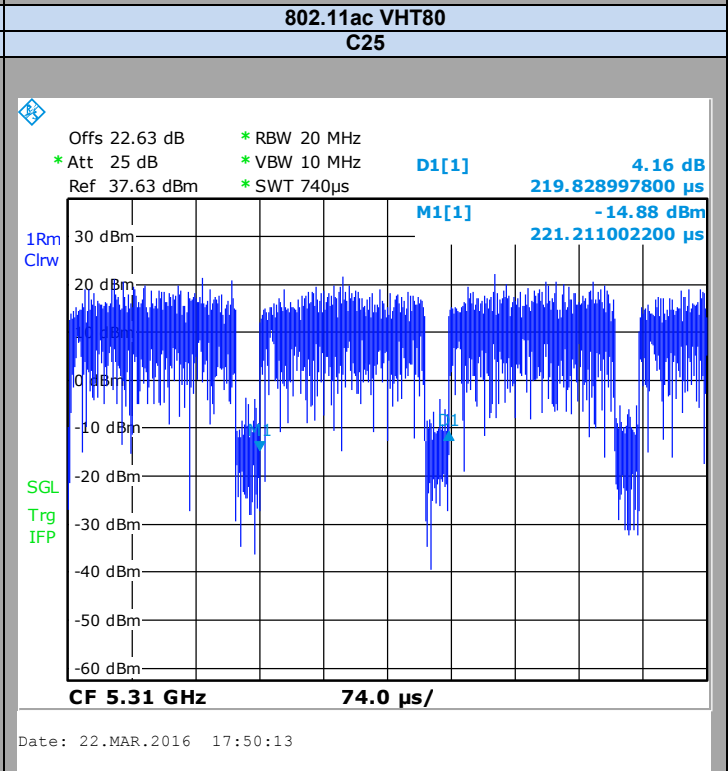
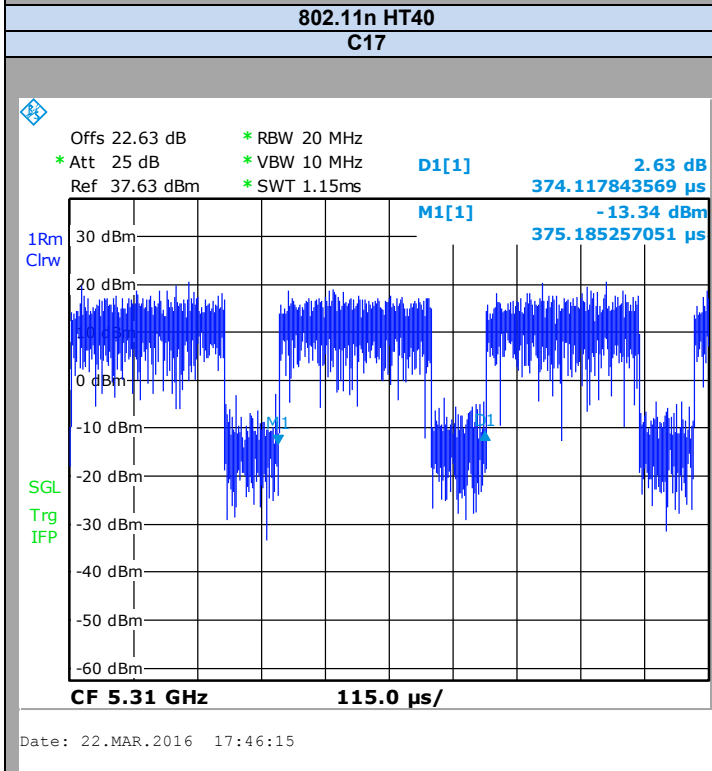
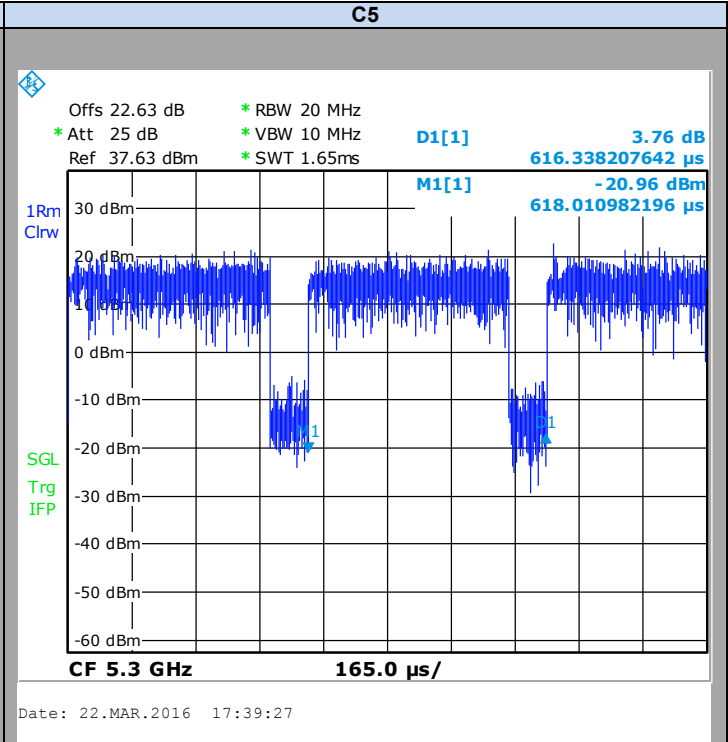
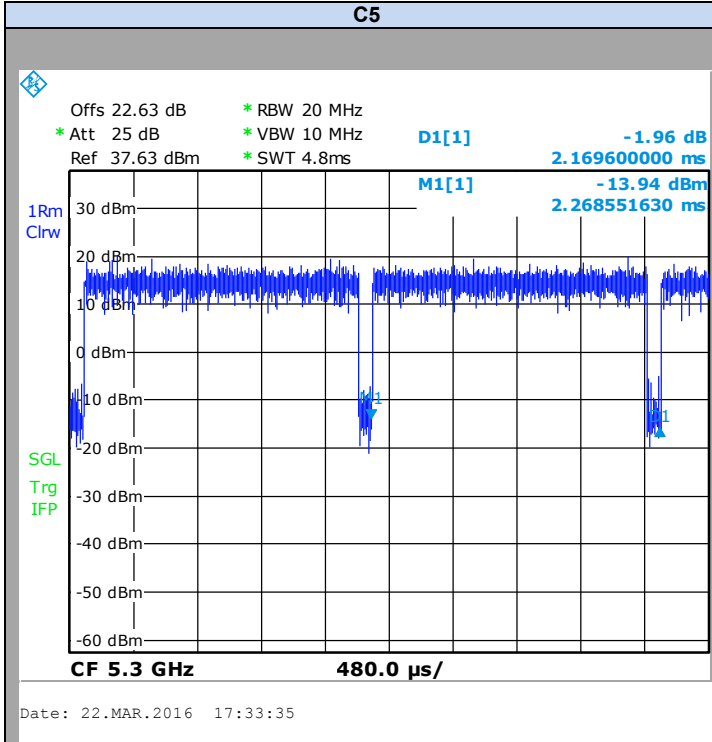
5.5. RESULTS



802.11a	802.11n HT20
---------	--------------



L C I E



Mode

Duty Cycle (%)



802.11a	94.69
802.11n HT20/ac VHT20	85.13
802.11n HT40/ac VHT40	74.39
802.11ac VHT80	87.21

5.6. CONCLUSION

Duty Cycle measurement performed on the sample of the product **BELL CANADA FAST 5566**, SN: **DM1603203000012**, in configuration and description presented in this test report, show levels **compliant** to the **47 CFR PART 15.407 & RSS 247 ISSUE 1** limits.

6. MAXIMUM CONDUCTED OUTPUT POWER, MAXIMUM POWER SPECTRAL DENSITY, MAXIMUM EIRP, MAXIMUM EIRP SPECTRAL DENSITY

6.1. TEST CONDITIONS

Test performed by : Arnaud FAYETTE
Date of test : April 7, 2016 to April 22, 2016
Ambient temperature : 24 °C
Relative humidity : 45 %

6.2. TEST SETUP

- The Equipment Under Test is installed:

- On a table
- In an anechoic chamber

- Measurement is performed with a spectrum analyzer in:

- Conducted Method
- Radiated Method

- Test Procedure:

- KDB 789033 D02 General UNII Test Procedures New Rules v01r02 § E2 b) (Method SA-1) & F
- KDB 789033 D02 General UNII Test Procedures New Rules v01r02 § E2 c) (Method SA-2) & F
- KDB 662911 D01 Multiple Transmitter Output v02r01
- KDB 644545 D03 Guidance for IEEE 802.11ac v01



Photograph for Maximum Conducted Output Power



6.3. LIMIT

FCC Part 15.407

Maximum Conducted Output power:

5150MHz-5250MHz: Shall not exceed 30dBm for Indoor Access Point devices & 24dBm for Client devices

5250MHz-5350MHz: Shall not exceed 24dBm or $11\text{dBm} + 10 \cdot \log(-26\text{dB Bandwidth (MHz)})$

5470MHz-5725MHz: Shall not exceed 24dBm or $11\text{dBm} + 10 \cdot \log(-26\text{dB Bandwidth (MHz)})$

5725MHz-5850MHz: Shall not exceed 30dBm

Limits are reduced by G-6dBi if Overall Antenna Gain above 6dBi

Maximum Power Spectral Density:

5150MHz-5250MHz: Shall not exceed 17dBm/MHz for Indoor Access Point & 11dBm/MHz for Client devices

5250MHz-5350MHz: Shall not exceed 11dBm/MHz

5470MHz-5725MHz: Shall not exceed 11dBm/MHz

5725MHz-5850MHz: Shall not exceed 30dBm/500kHz

Limits are reduced by G-6dBi if Overall Antenna Gain above 6dBi

RSS-247

Maximum Conducted Output power:

5250MHz-5350MHz: Shall not exceed 24dBm or $11\text{dBm} + 10 \cdot \log(-26\text{dB Bandwidth (MHz)})$

5470MHz-5725MHz: Shall not exceed 24dBm or $11\text{dBm} + 10 \cdot \log(-26\text{dB Bandwidth (MHz)})$

5725MHz-5850MHz: Shall not exceed 30dBm

Limits are reduced by G-6dBi if Overall Antenna Gain above 6dBi

Maximum Power Spectral Density:

5250MHz-5350MHz: Shall not exceed 11dBm/MHz

5470MHz-5725MHz: Shall not exceed 11dBm/MHz

5725MHz-5850MHz: Shall not exceed 30dBm/500kHz

Limits are reduced by G-6dBi if Overall Antenna Gain above 6dBi

Maximum EIRP:

5150MHz-5250MHz: Shall not exceed 23dBm or $10\text{dBm} + 10 \cdot \log(-26\text{dB Bandwidth (MHz)})$

5250MHz-5350MHz: Shall not exceed 30dBm or $17\text{dBm} + 10 \cdot \log(-26\text{dB Bandwidth (MHz)})$ (Above 23dBm Antenna pattern)

5470MHz-5725MHz : Shall not exceed 30dBm or $17\text{dBm} + 10 \cdot \log(-26\text{dB Bandwidth (MHz)})$

Maximum EIRP Power Spectral Density:

5150MHz-5250MHz: Shall not exceed 10dBm/MHz



6.4. TEST EQUIPMENT LIST

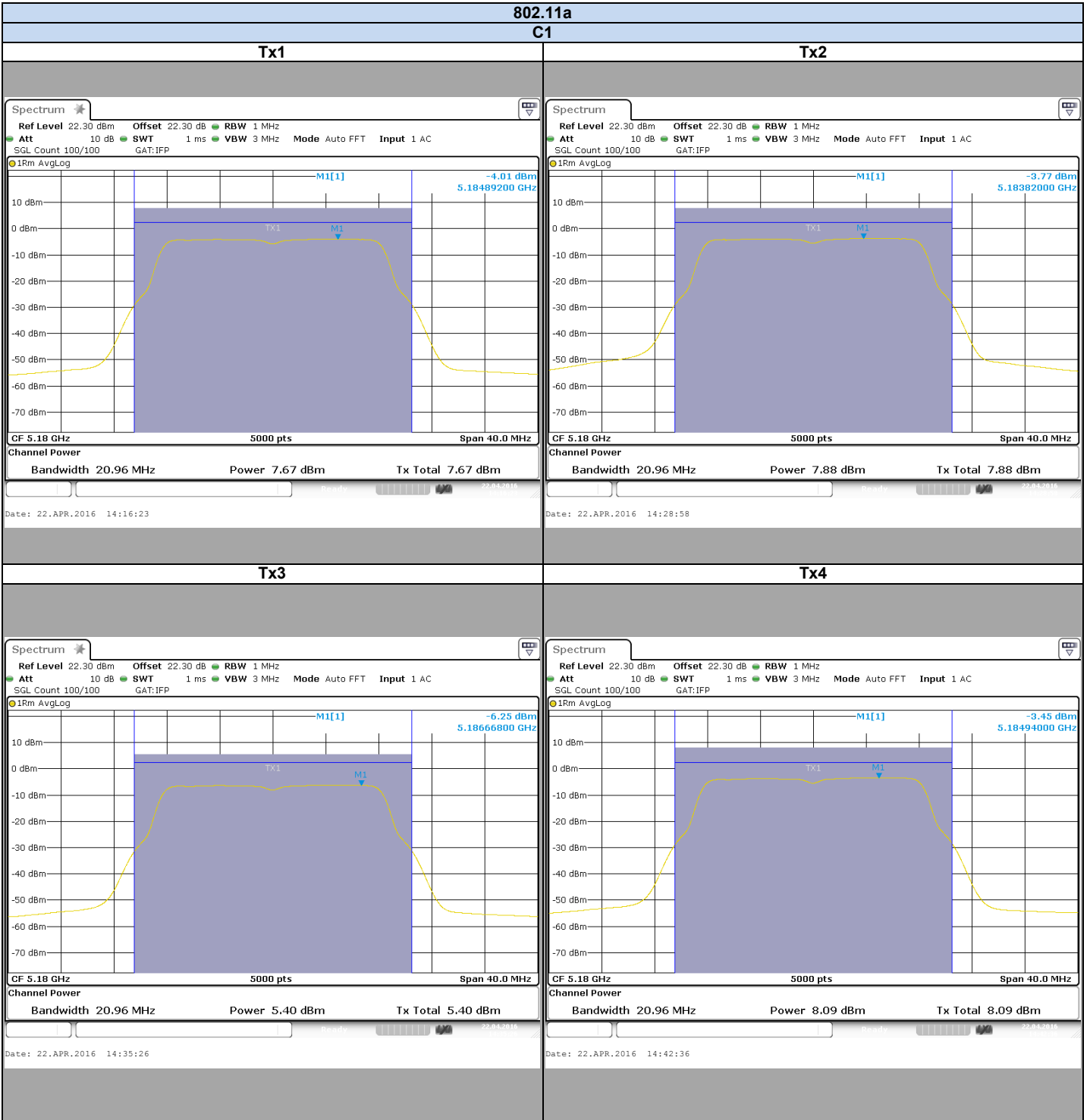
DESCRIPTION	MANUFACTURER	MODEL	N° LCIE	Cal_Date	Cal_Due
EMI receiver	ROHDE & SCHWARZ	ESR 7	A2642023	2015/03	2016/03
Programmable AC/DC power supply	-; KIKUSUI	PCR500M	A7040079	2014/05	2016/05
RF cable & 20 dB attenuator	Télédyne	920-0202-048	A5329675	2015/10	2016/10
Multi-meter	ISOTECH	IDM 91E	A1240253	2015/08	2016/08
Load 50 ohms	-; TELEGARTNER	-	A7150103	2015/10	2016/10
Load 50 ohms	TELEGARTNER	-	A7150104	2015/10	2016/10
Load 50 ohms	TELEGARTNER	-	A7150105	2015/10	2016/10

Note : In our Quality System, the calibration due of our equipment is more or less 2 months.



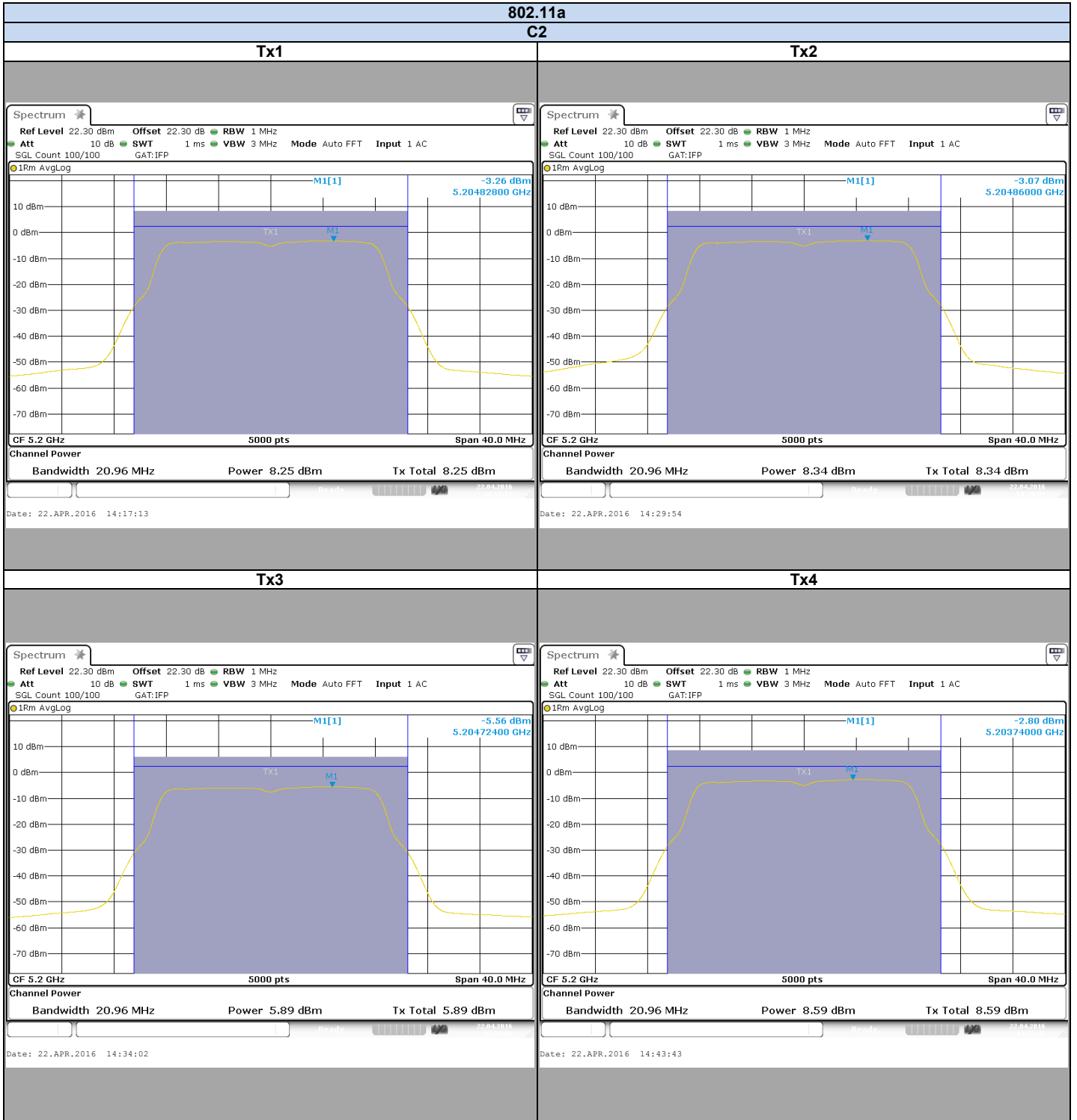
L C I E

6.5. RESULTS



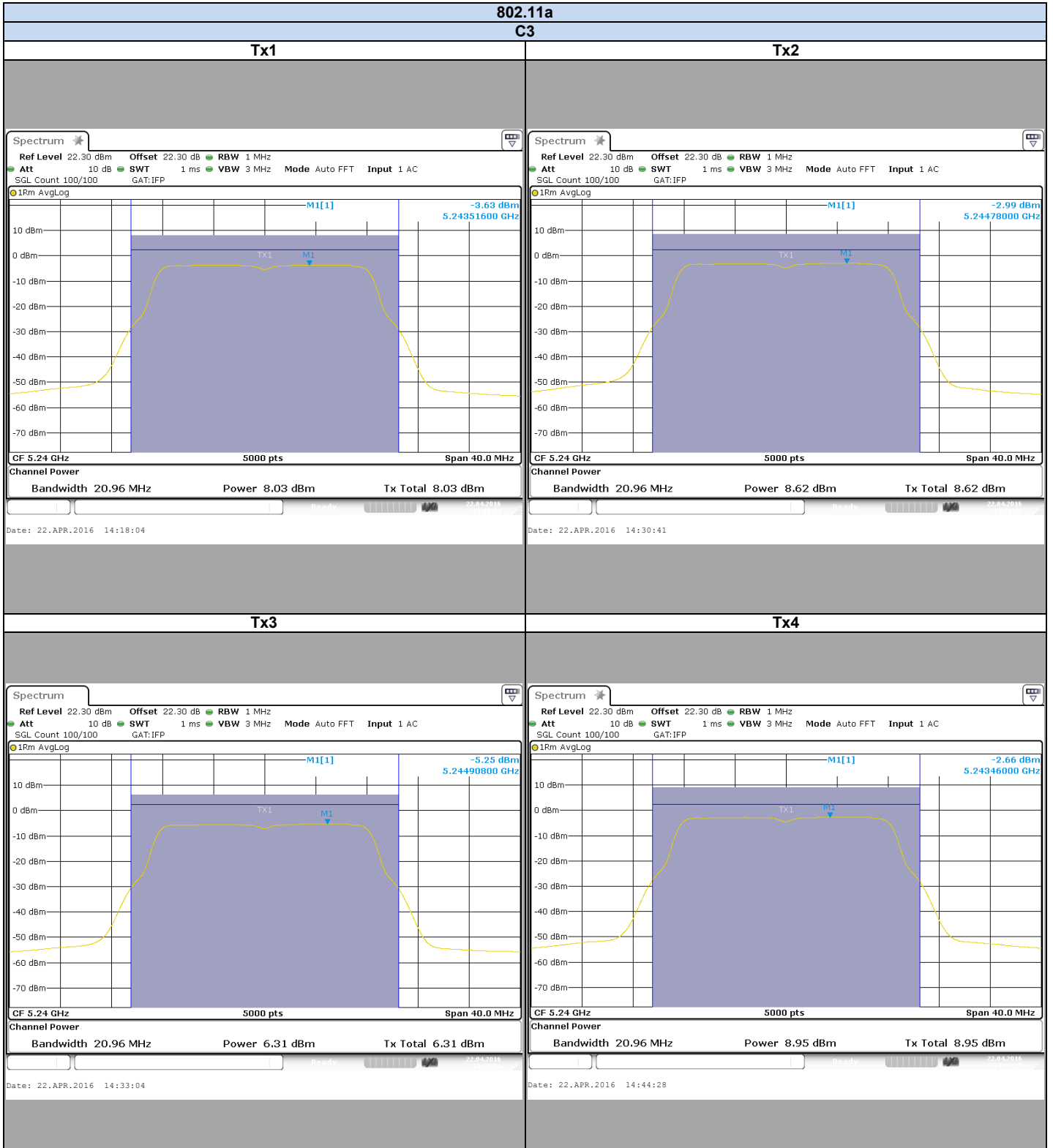


L C I E



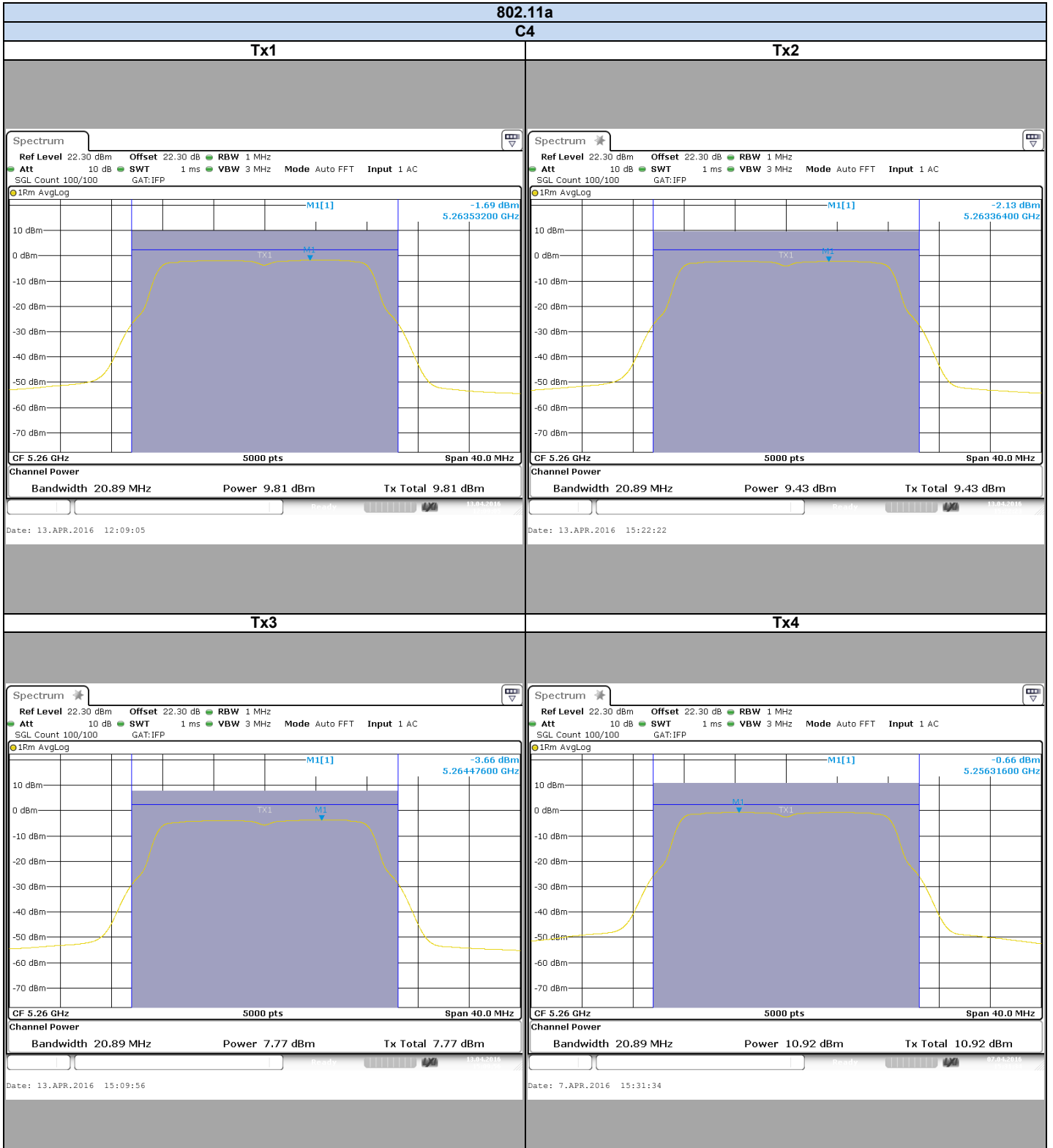


L C I E



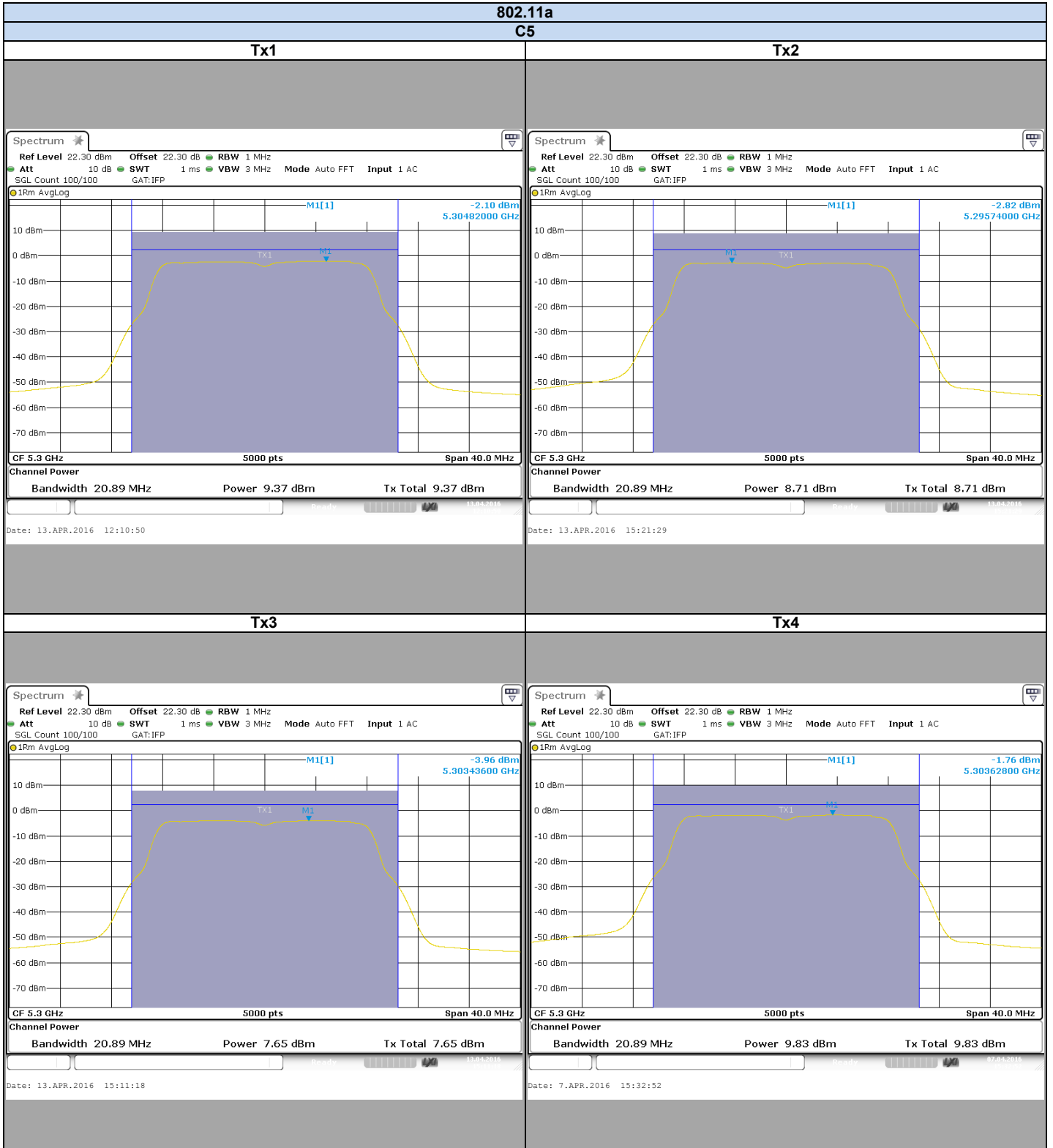


L C I E



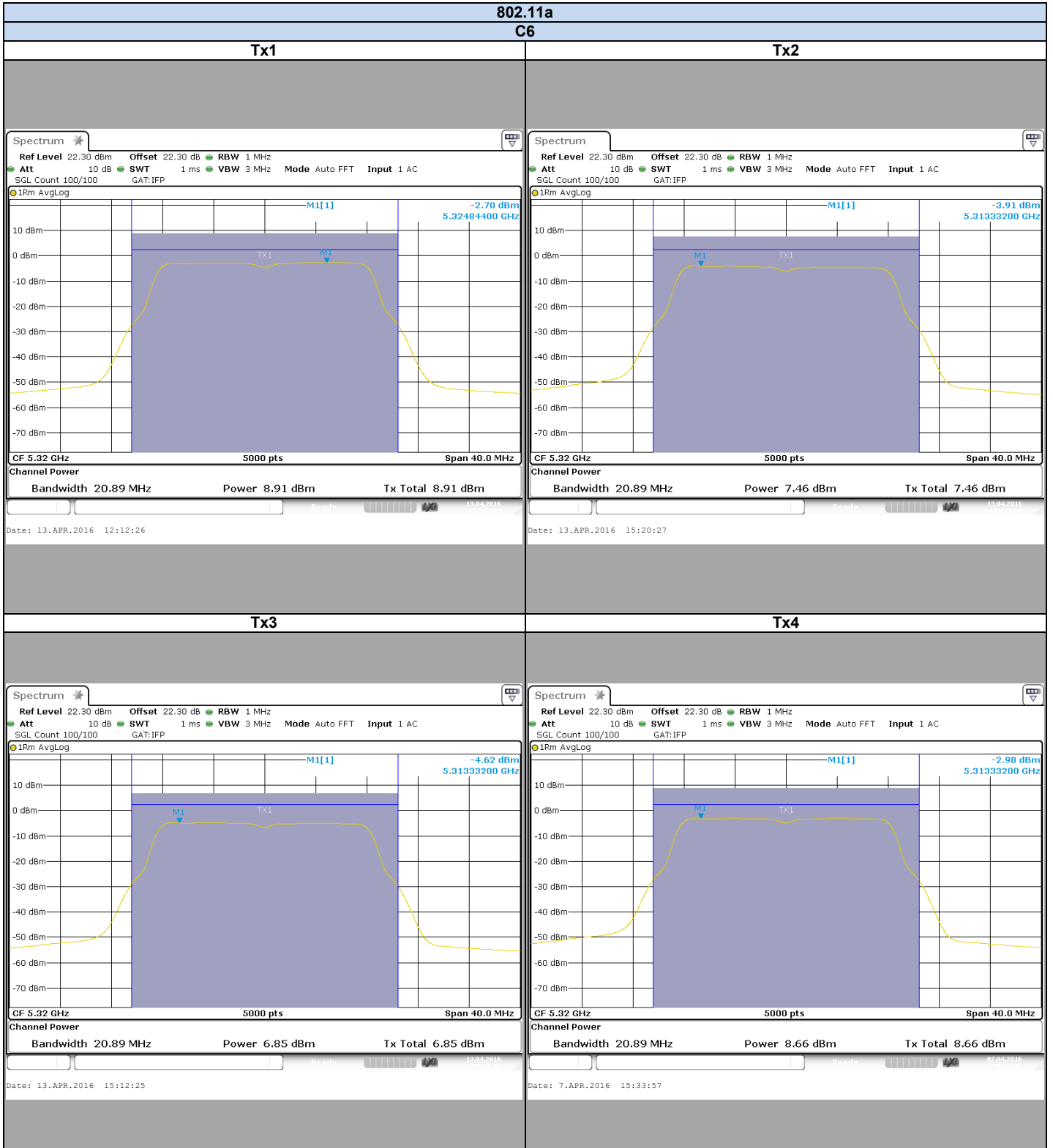


L C I E



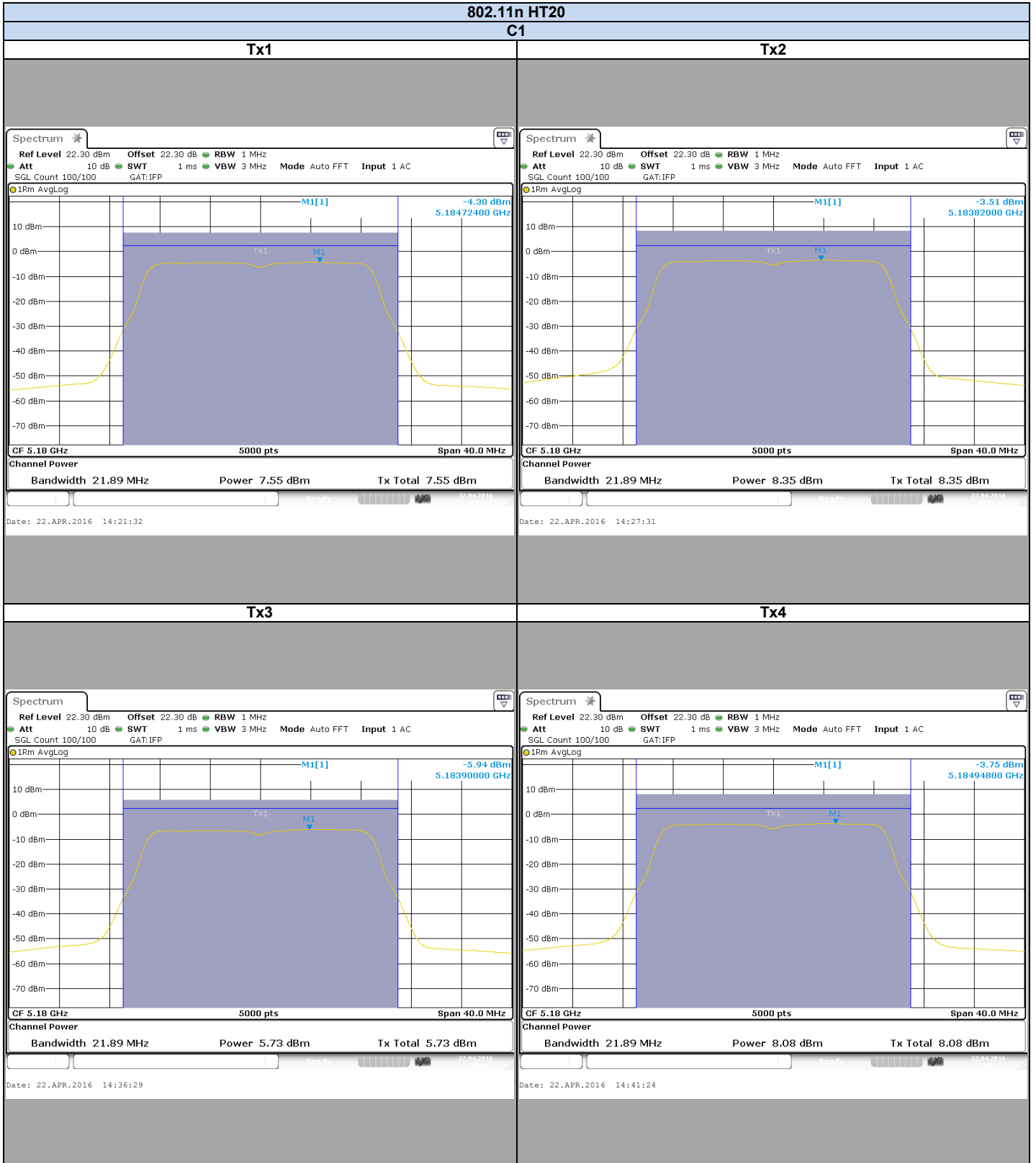


L C I E





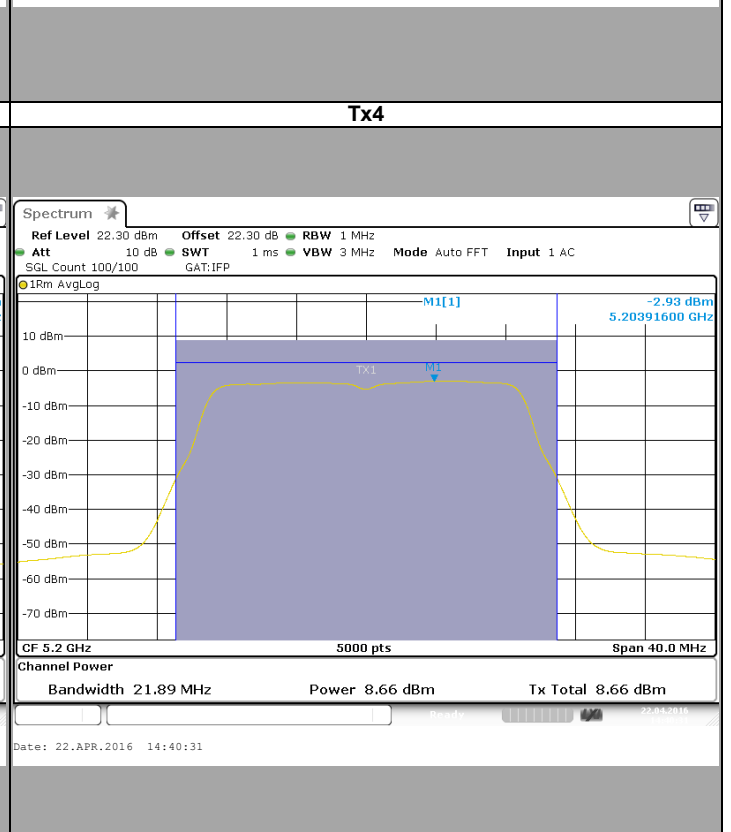
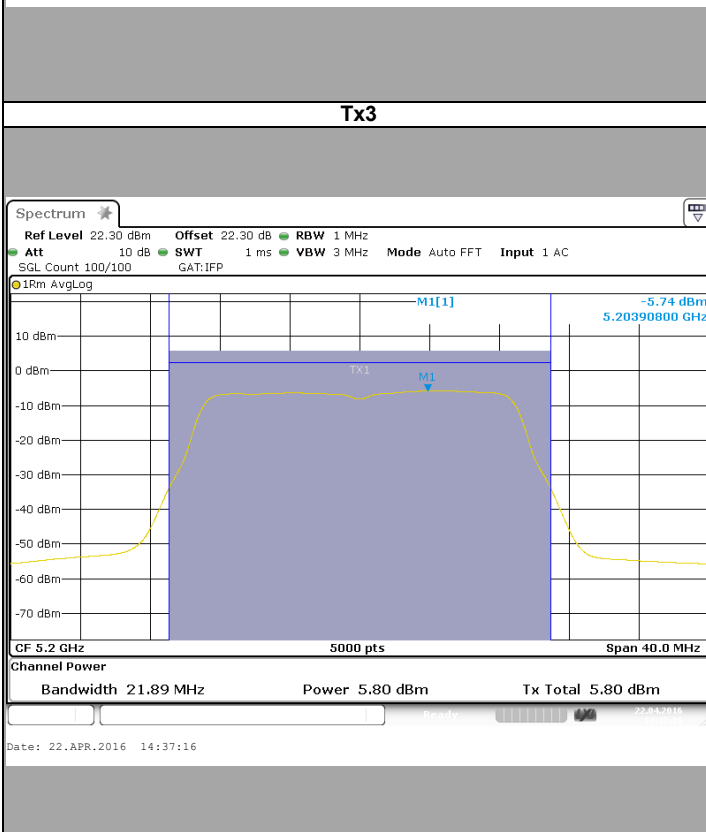
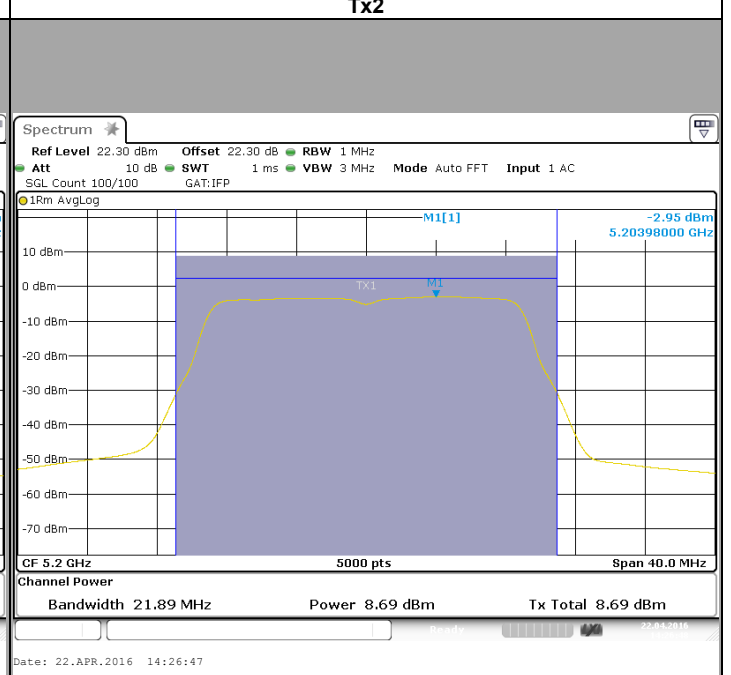
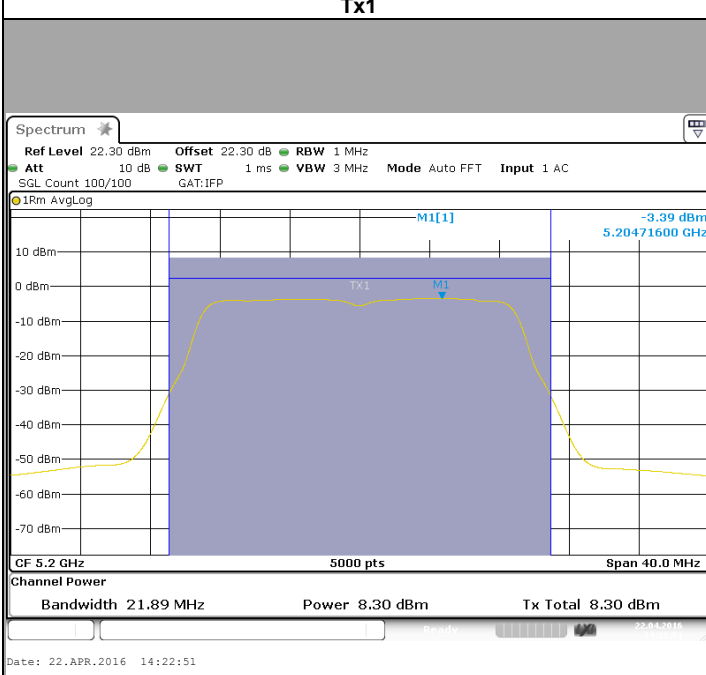
L C I E





L C I E

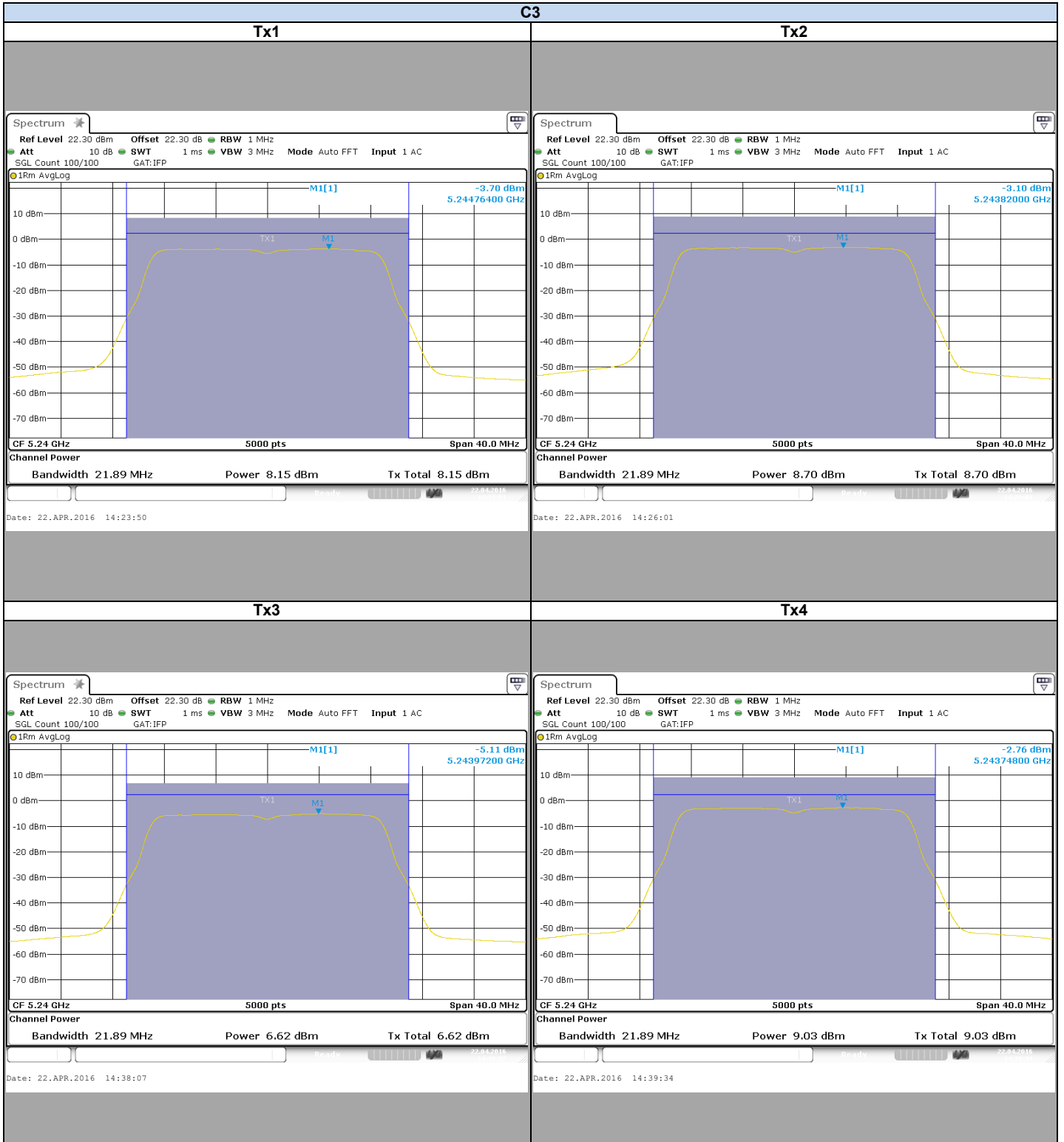
802.11n HT20
C2



802.11n HT20

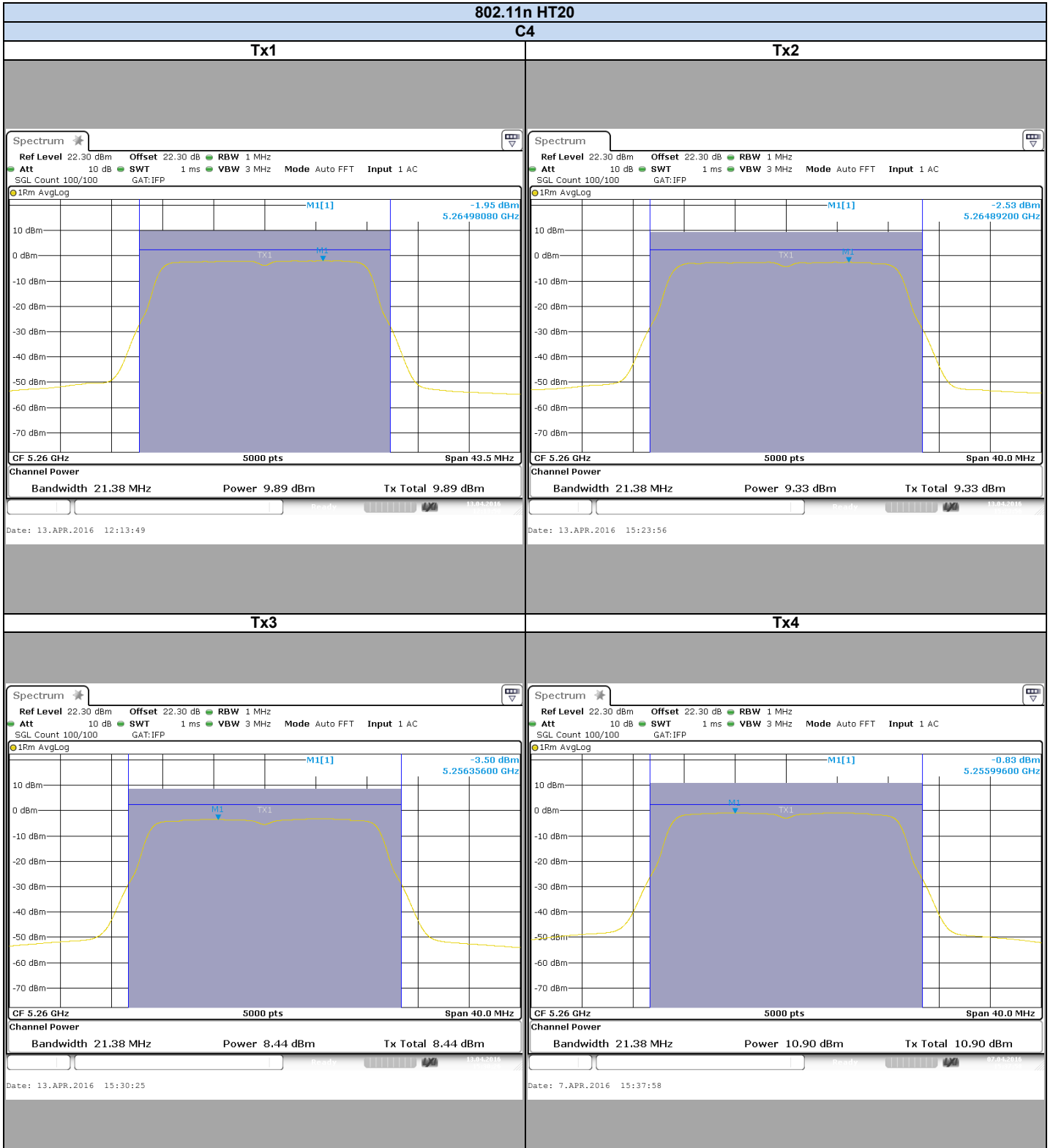


L C I E



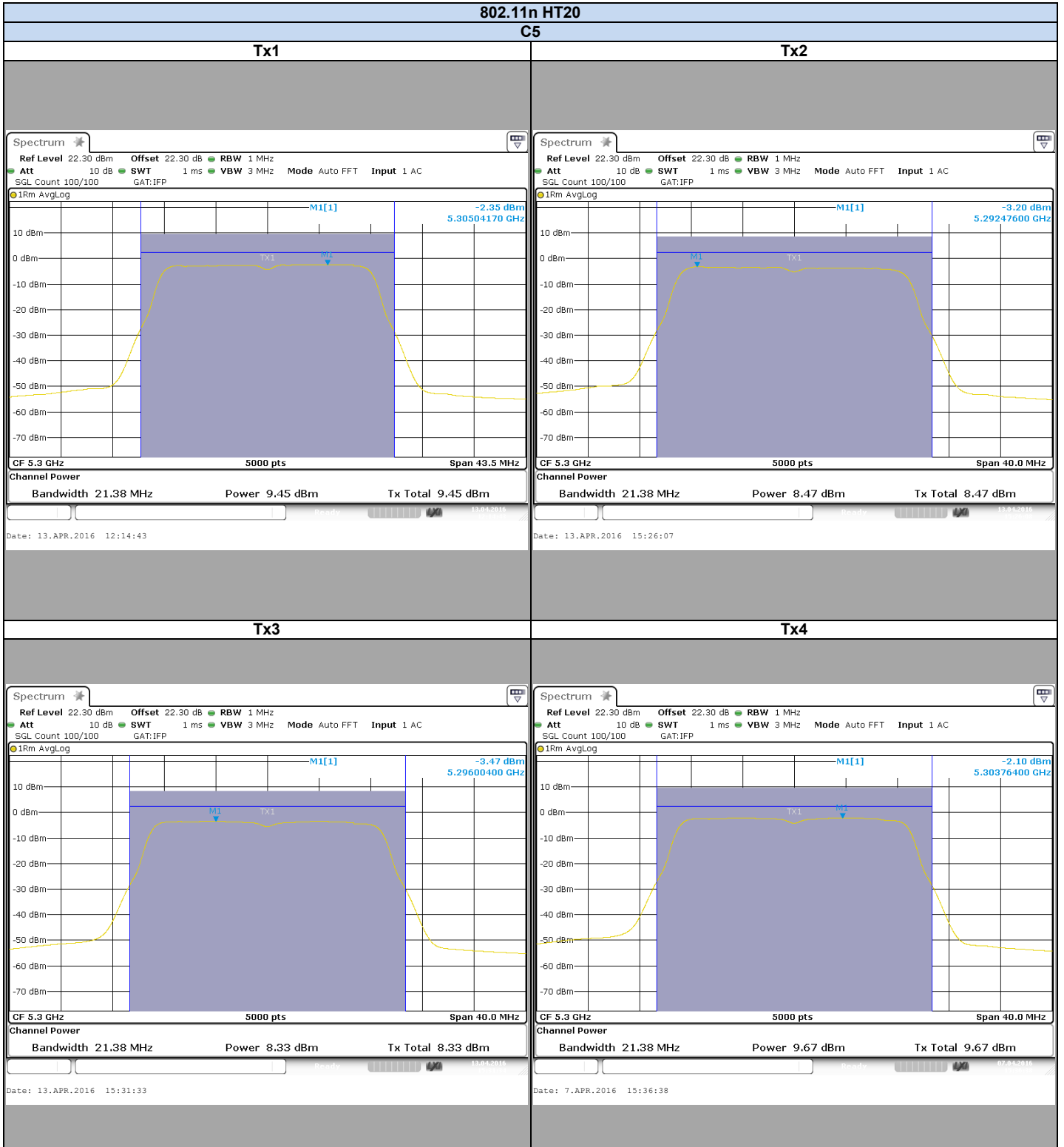


L C I E



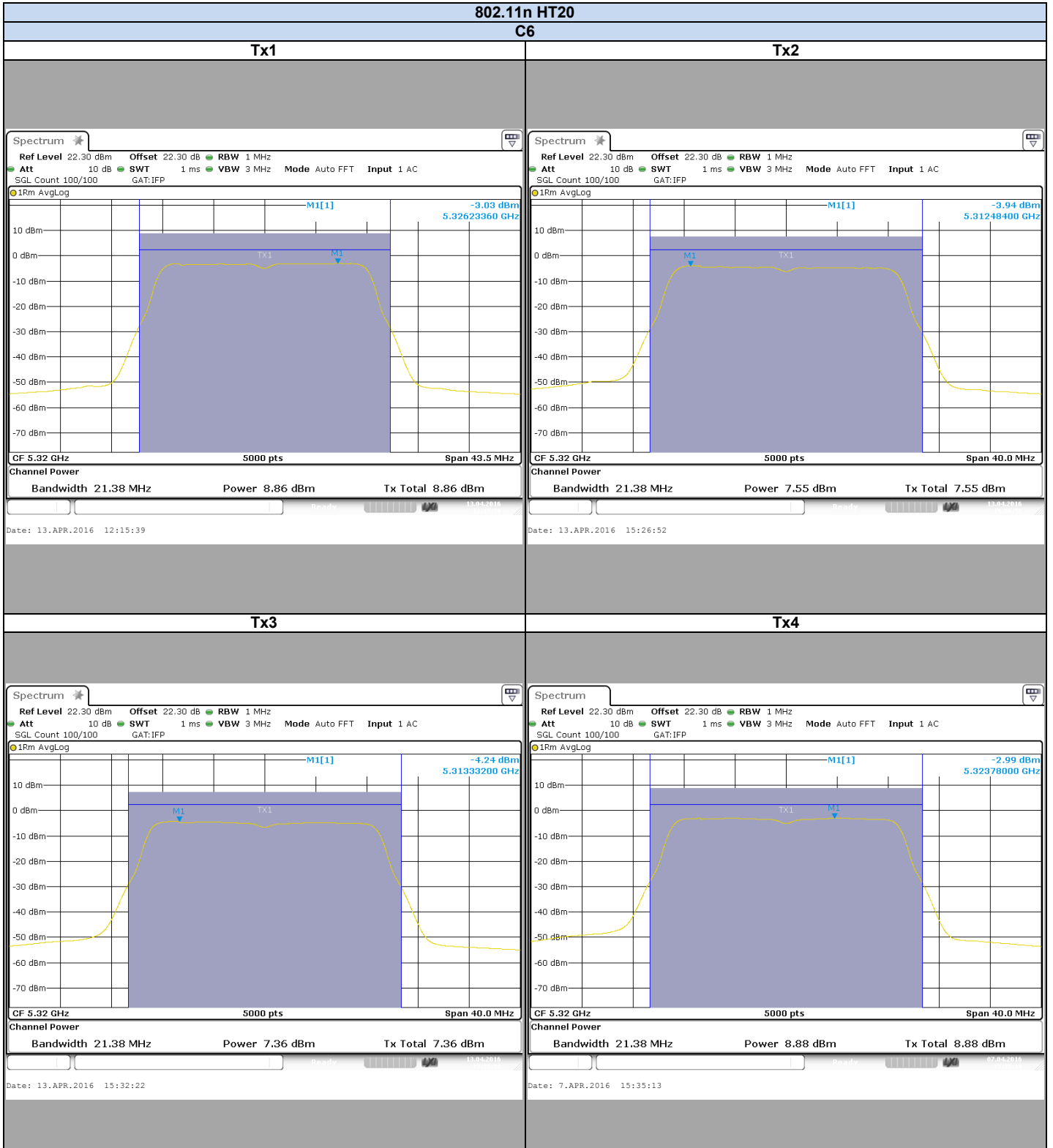


L C I E



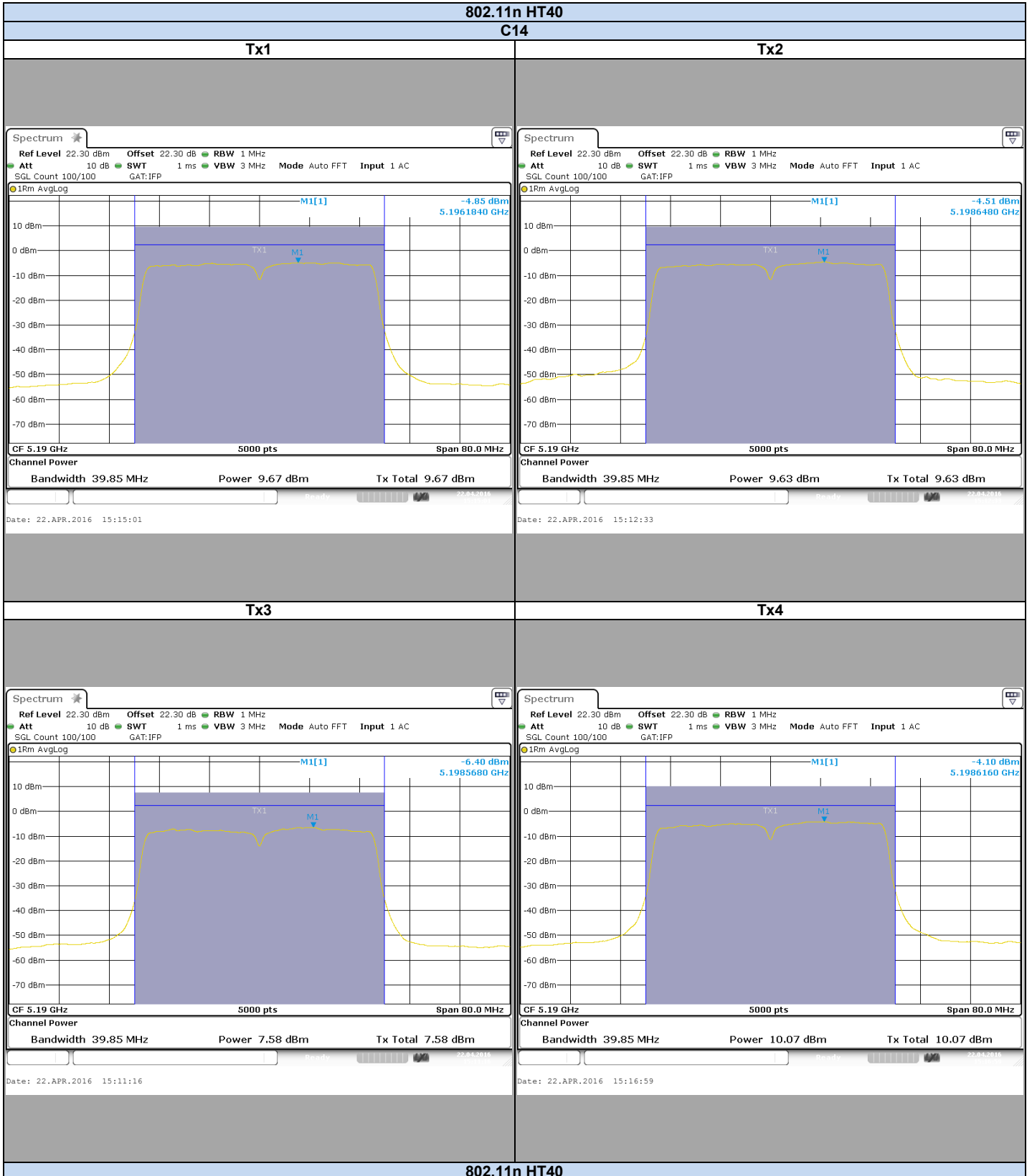


L C I E



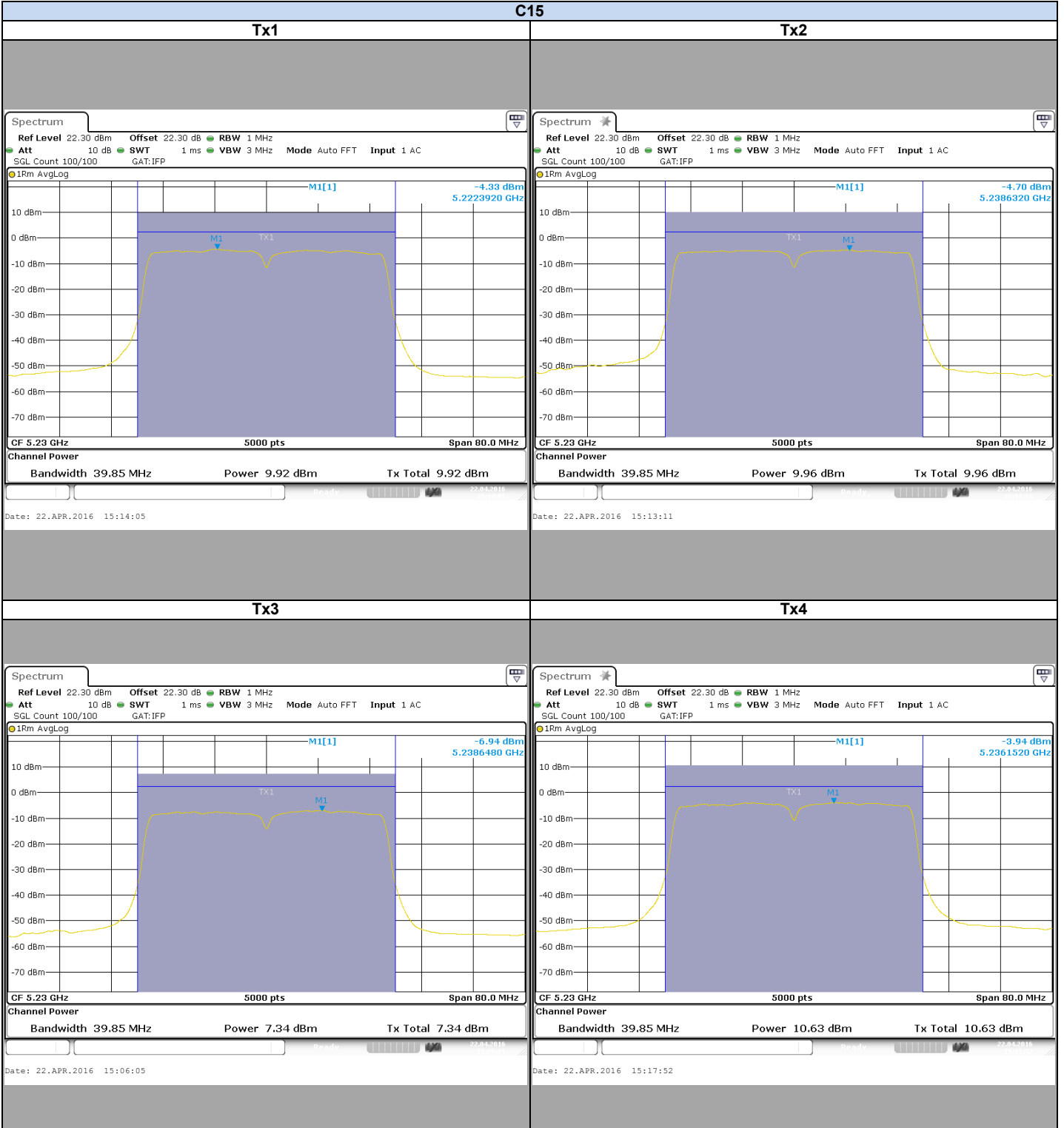


L C I E



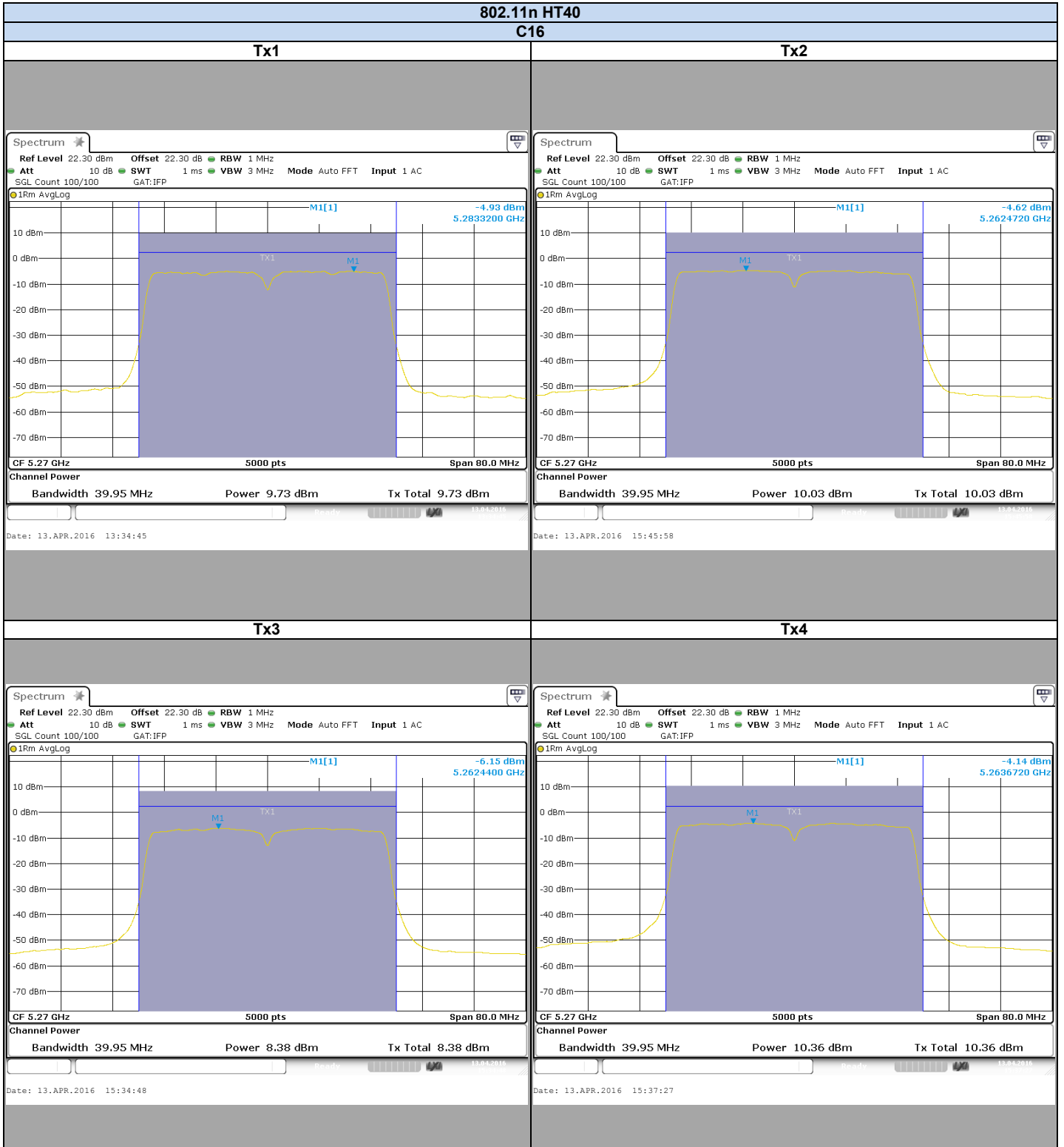


L C I E



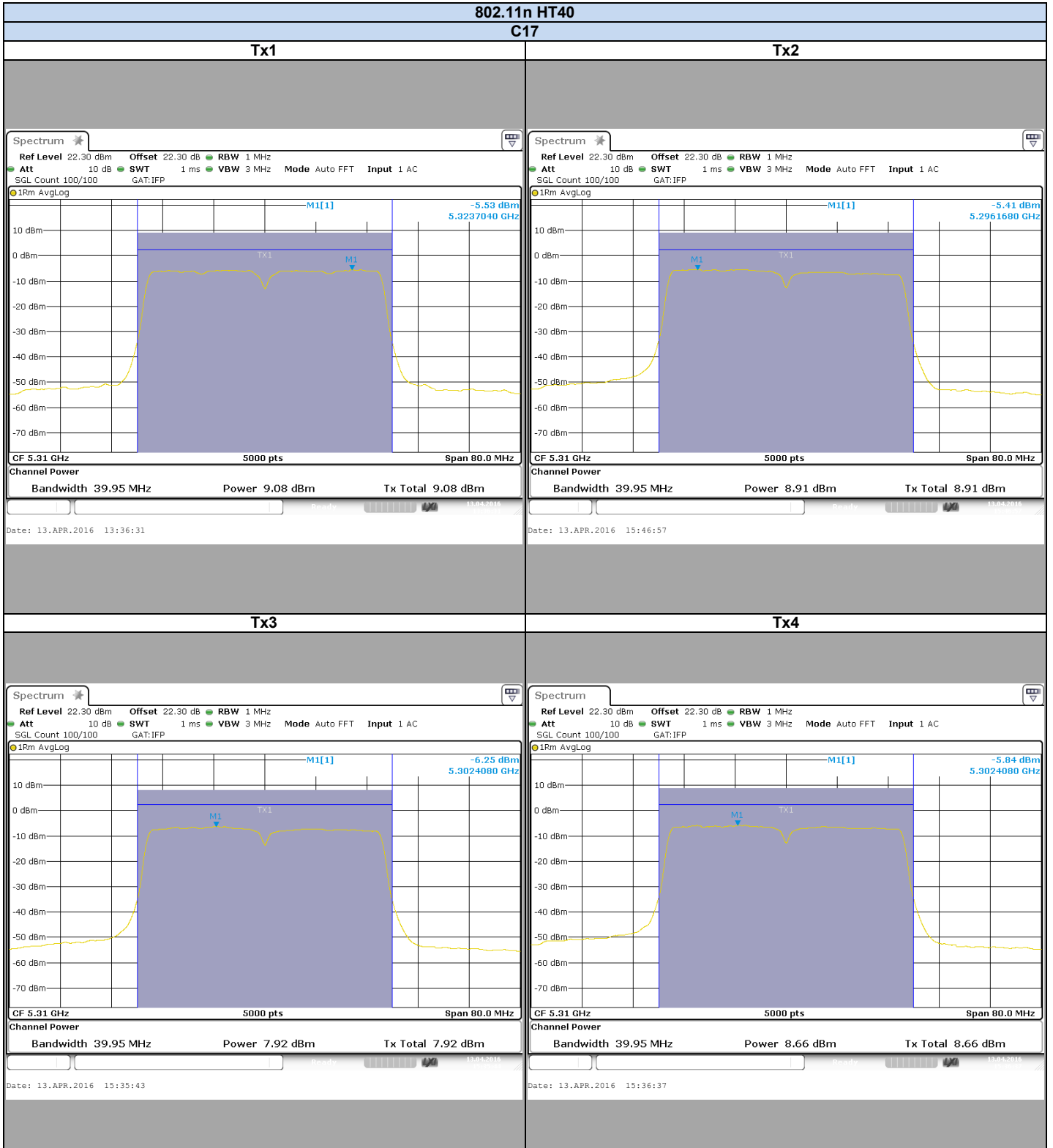


L C I E



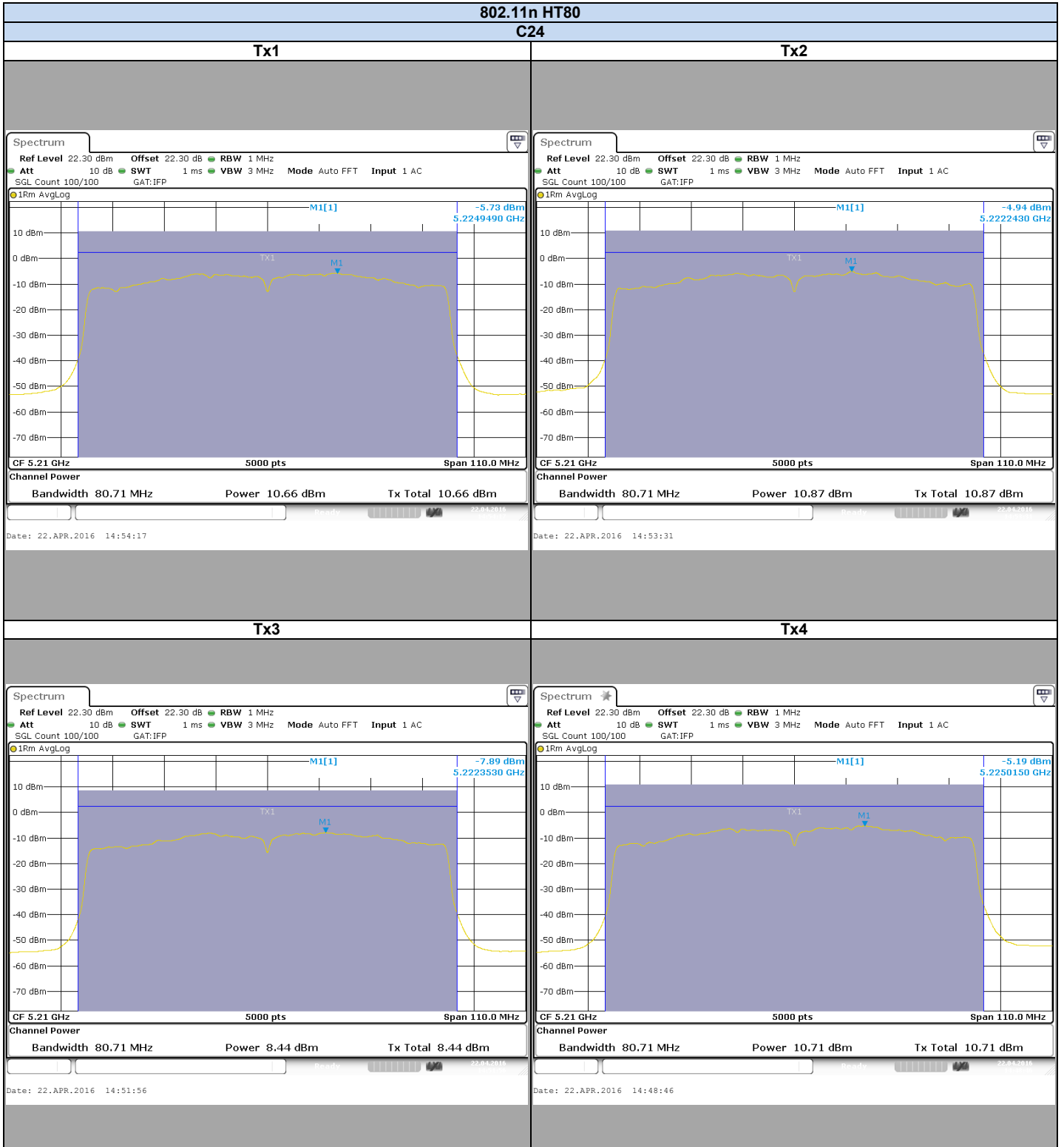


L C I E



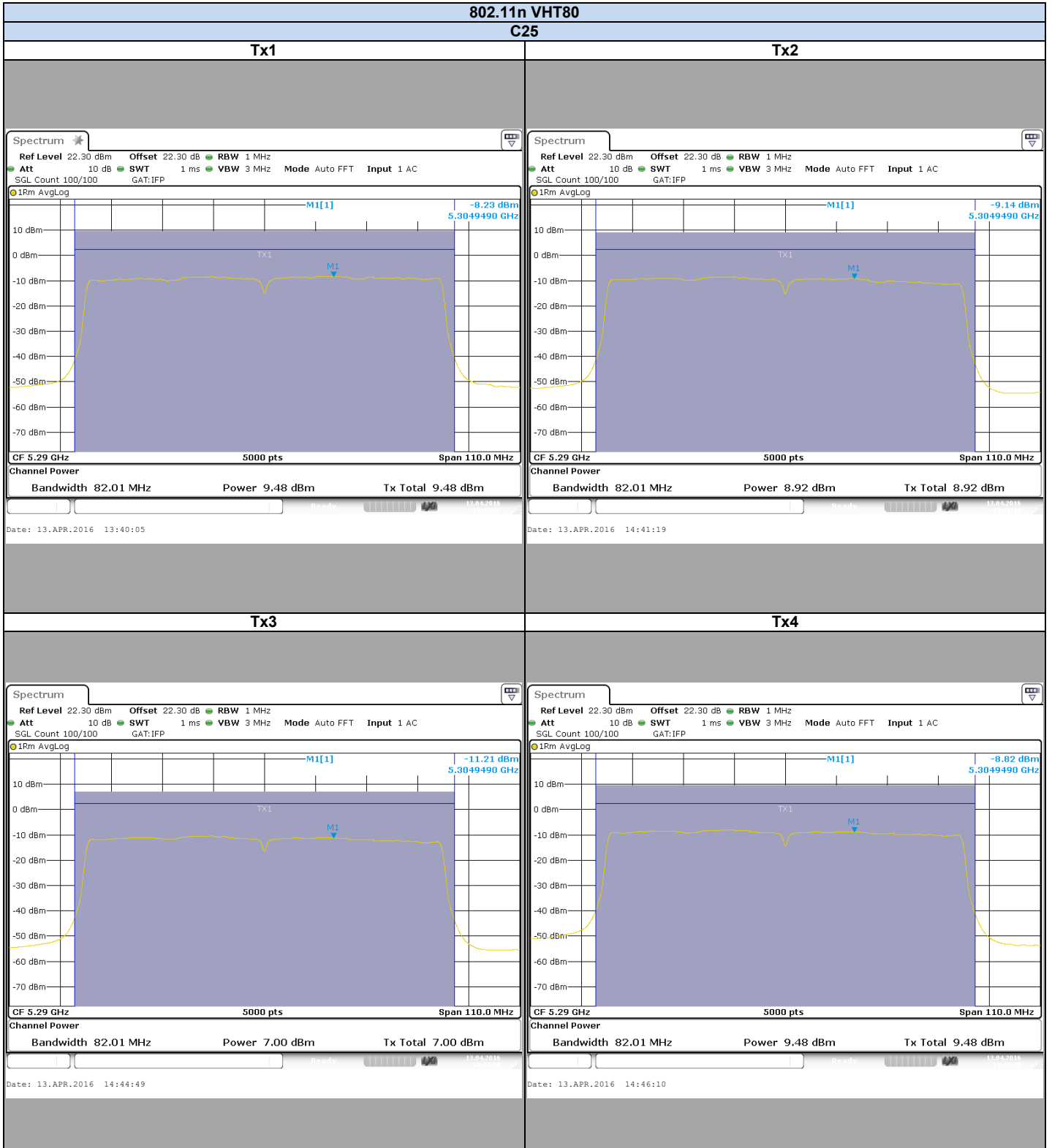


L C I E





L C I E



802.11a

Channel	Tx1 (dBm)	Tx2 (dBm)	Tx3 (dBm)	Tx4 (dBm)	TxAll (dBm)	AG (dBi)	Tx Limit FCC (dBm)	Tx Limit RSS (dBm)	EIRP (dBm)	EIRP Limit RSS (dBm)
C1	7,67	7,88	5,4	8,09	13,4	6,6	29,4		20,0	23
C2	8,25	8,34	5,89	8,59	13,9	6,6	29,4		20,5	23
C3	8,03	8,62	6,31	8,95	14,1	6,6	29,4		20,7	23
C4	9,96	9,43	7,77	10,92	15,7	6,6	23,4	24	22,3	30
C5	9,37	8,71	7,65	9,83	15,0	6,6	23,4	24	21,6	30
C6	8,91	7,46	6,85	8,66	14,1	6,6	23,4	24	20,7	30

802.11n HT20/ac VHT20

Channel	Tx1 (dBm)	Tx2 (dBm)	Tx3 (dBm)	Tx4 (dBm)	TxAll (dBm)	AG (dBi)	Tx Limit FCC (dBm)	Tx Limit RSS (dBm)	EIRP (dBm)	EIRP Limit RSS (dBm)
C1	7,55	8,35	5,73	8,08	13,6	6,6	29,4		20,2	23
C2	8,3	8,69	5,8	8,66	14,0	6,6	29,4		20,6	23
C3	8,15	8,7	6,62	9,03	14,2	6,6	29,4		20,8	23
C4	9,89	9,33	8,44	10,9	15,8	6,6	23,4	24	22,4	30
C5	9,45	8,47	8,33	9,67	15,0	6,6	23,4	24	21,6	30
C6	8,86	7,55	7,36	8,88	14,2	6,6	23,4	24	20,8	30

802.11n HT40/ac VHT40

Channel	Tx1 (dBm)	Tx2 (dBm)	Tx3 (dBm)	Tx4 (dBm)	TxAll (dBm)	AG (dBi)	Tx Limit FCC (dBm)	Tx Limit RSS (dBm)	EIRP (dBm/MHz)	EIRP Limit RSS (dBm)
C14	9,67	9,63	7,58	10,07	15,4	6,6	29,4		22,0	23
C15	9,92	9,96	7,34	10,63	15,6	6,6	29,4		22,2	23
C16	9,73	10,03	8,38	10,36	15,7	6,6	23,4	24	22,3	30
C17	9,08	8,91	7,92	8,66	14,7	6,6	23,4	24	21,3	30

802.11ac VHT80

Channel	Tx1 (dBm)	Tx2 (dBm)	Tx3 (dBm)	Tx4 (dBm)	TxAll (dBm)	AG (dBi)	Tx Limit FCC (dBm)	Tx Limit RSS (dBm)	EIRP (dBm/MHz)	EIRP Limit RSS (dBm)
C24	10,66	10,87	8,44	10,71	16,3	6,6	29,4		22,9	23
C25	9,48	8,92	7	9,48	14,9	6,6	23,4		24	21,5

802.11a

Channel	Tx1 (dBm/MHz)	Tx2 (dBm/MHz)	Tx3 (dBm/MHz)	Tx4 (dBm/MHz)	TxAII (dBm/MHz)	AG (dBi)	Tx Limit FCC (dBm/MHz)	Tx Limit RSS (dBm/MHz)	EIRP (dBm/MHz)	EIRP Limit RSS (dBm/MHz)
C1	-4,01	-3,77	-6,25	-3,45	1,8	6,6	16,4		8,4	10
C2	-3,26	-3,07	-5,56	-2,8	2,5	6,6	16,4		9,1	10
C3	-3,63	-2,99	-5,25	-2,66	2,5	6,6	16,4		9,1	10
C4	-1,69	-2,13	-3,66	-0,66	4,1	6,6	10,4	11	10,7	
C5	-2,1	-2,82	-3,96	-1,76	3,4	6,6	10,4	11	10,0	
C6	-2,7	-3,91	-4,62	-2,98	2,5	6,6	10,4	11	9,1	

802.11n HT20/ac VHT20

Channel	Tx1 (dBm/MHz)	Tx2 (dBm/MHz)	Tx3 (dBm/MHz)	Tx4 (dBm/MHz)	TxAII (dBm/MHz)	AG (dBi)	Tx Limit FCC (dBm/MHz)	Tx Limit RSS (dBm/MHz)	EIRP (dBm/MHz)	EIRP Limit RSS (dBm/MHz)
C1	-4,3	-3,51	-5,94	-3,75	1,7	6,6	16,4		8,3	10
C2	-3,39	-2,95	-5,74	-2,93	2,4	6,6	16,4		9,0	10
C3	-3,7	-3,1	-5,11	-2,76	2,4	6,6	16,4		9,0	10
C4	-1,95	-2,53	-3,5	-0,83	3,9	6,6	10,4	11	10,5	
C5	-2,35	-3,2	-3,47	-2,1	3,3	6,6	10,4	11	9,9	
C6	-3,03	-3,94	-4,24	-2,99	2,5	6,6	10,4	11	9,1	

802.11n HT40/ac VHT40

Channel	Tx1 (dBm/MHz)	Tx2 (dBm/MHz)	Tx3 (dBm/MHz)	Tx4 (dBm/MHz)	TxAII (dBm/MHz)	AG (dBi)	Tx Limit FCC (dBm/MHz)	Tx Limit RSS (dBm/MHz)	EIRP (dBm/MHz)	EIRP Limit RSS (dBm/MHz)
C14	-4,85	-4,51	-6,4	-4,1	1,1	6,6	16,4		7,7	10
C15	-4,33	-4,7	-6,94	-3,94	1,2	6,6	16,4		7,8	10
C16	-4,93	-4,62	-6,15	-4,14	1,1	6,6	10,4	11	7,7	
C17	-5,53	-5,41	-6,25	-5,84	0,3	6,6	10,4	11	6,9	

802.11ac VHT80

Channel	Tx1 (dBm/MHz)	Tx2 (dBm/MHz)	Tx3 (dBm/MHz)	Tx4 (dBm/MHz)	TxAII (dBm/MHz)	AG (dBi)	Tx Limit FCC (dBm/MHz)	Tx Limit RSS (dBm/MHz)	EIRP (dBm/MHz)	EIRP Limit RSS (dBm/MHz)
C24	-5,73	-4,94	-7,89	-5,19	0,2	6,6	16,4		6,8	10
C25	-8,23	-9,14	-11,21	-8,82	-3,2	6,6	10,4		11	3,4

6.6. CONCLUSION

Maximum Conducted Output Power, Maximum Power Spectral Density, Maximum EIRP, Maximum EIRP Power Spectral Density measurement performed on the sample of the product **BELL CANADA FAST 5566**, SN: **DM1603203000012**, in configuration and description presented in this test report, show levels **compliant** to the **47 CFR PART 15.407 & RSS 247 ISSUE 1** limits.

7. AC POWER LINE CONDUCTED EMISSIONS

7.1. TEST CONDITIONS

Test performed by : Laurent DENEUX
Date of test : March 14, 2016 to April 7, 2016
Ambient temperature : 24 °C
Relative humidity : 45 %

7.2. TEST SETUP

The product has been tested according to ANSI C63.10 (2013) method. The EUT is placed on the ground reference plane, at 80cm from the LISN. The distance between the EUT and the vertical ground plane is 40cm. Auxiliaries are powered by another LISN. The cable has been shorted to 1meter length. The EUT is powered through the LISN. Measurement is made with a receiver in peak mode. This was followed by a Quasi-Peak, i.e. CISPR measurement for any strong signal. If the average limit is met when using a Quasi-Peak detector, the EUT shall be deemed to meet both limits and measurement with the average detector is unnecessary. The LISN (measure) is $50\Omega / 50\mu\text{H}$. Interconnecting cables and equipment's were moved to position that maximized emission.



Photograph for AC Power Line Conducted Emissions (Front view)



L C I E



Photograph for AC Power Line Conducted Emissions (Rear view)

7.3. LIMIT

Quasi-Peak

0,15kHz to 0,5MHz: 66dB μ V to 56dB μ V*

0,5MHz to 5MHz: 56dB μ V

5MHz to 30MHz: 60dB μ V

Average

0,15kHz to 0,5MHz: 56dB μ V to 46dB μ V*

0,5MHz to 5MHz: 46dB μ V

5MHz to 30MHz: 50dB μ V

*Decreases with the logarithm of the frequency

7.4. TEST EQUIPMENT LIST

DESCRIPTION	MANUFACTURER	MODEL	N° LCIE	Cal_Date	Cal_Due
Receiver	RHODE & SCHWARZ	ESIB26	A2642021	2015-12	2016-12
V ISLN	ROHDE & SCHWARZ	ESH2-Z5	C2322002	2015-06	2016-06
Pulse limiter	ROHDE & SCHWARZ	ESH3-Z2	A2649007	2016-03	2017-03
Cable	-	-	A5329417	2015-10	2016-10
Reference ground plan 2 x 3m	L.C.I.E.	-	-	-	-

Note : In our Quality System, the calibration due of our equipment is more or less 2 months.

7.5. DIVERGENCE, ADDITION OR SUPPRESSION ON THE TEST SPECIFICATION

None Divergence:

7.6. RESULTS

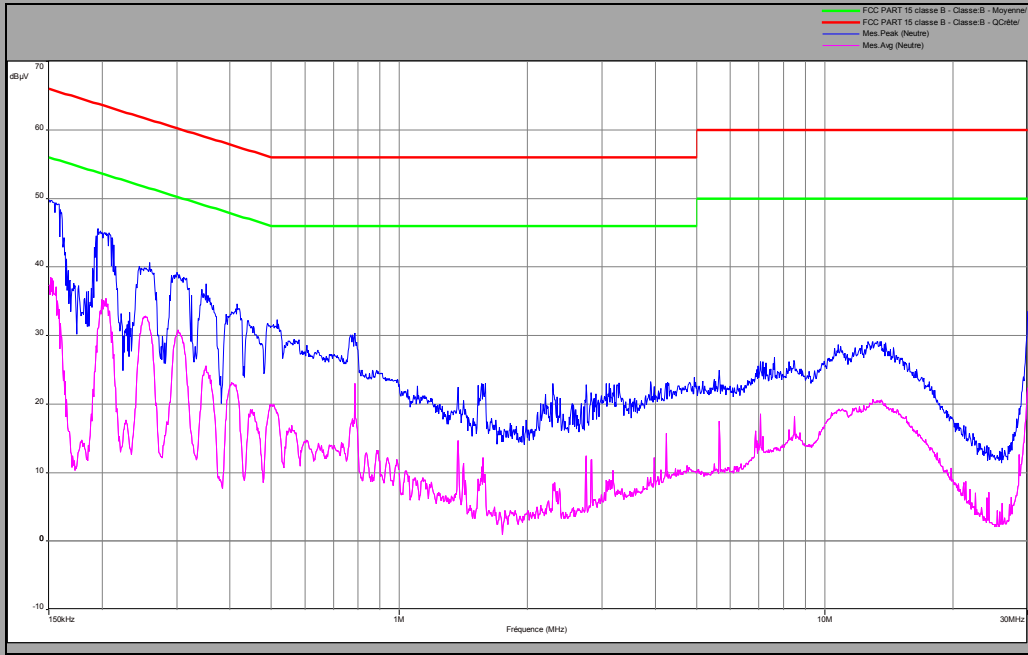


L C I E

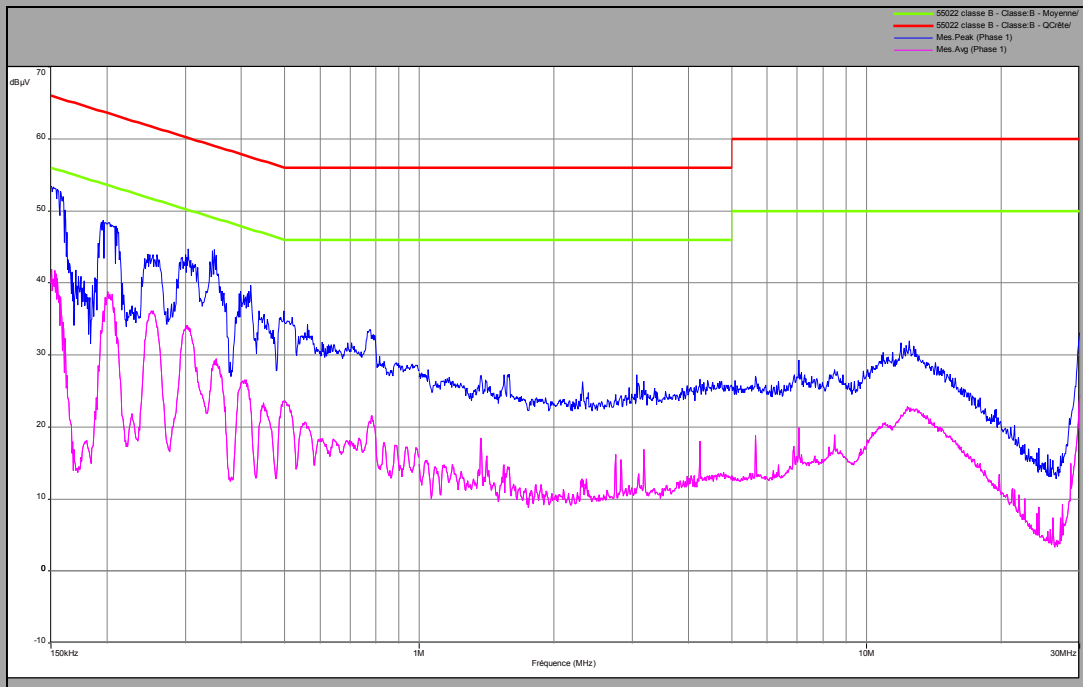
802.11ac VHT80

C24

Phase Alim NBS60C120500M2



Line





L C I E

Frequency (MHz)	Peak Level (dB μ V)	Quasi-Peak Limit (dB μ V)	Average Level (dB μ V)	Average Limit (dB μ V)
0.151	52.7	65.9	43.3	55.9
0.3	41.1	60.2	35.2	50.2
1.574	25.5	56	20.5	46
14.78	28	60	18.8	50
29.98	36.4	60	24.4	50

Frequency (MHz)	Peak Level (dB μ V)	Quasi-Peak Limit (dB μ V)	Average Level (dB μ V)	Average Limit (dB μ V)
0.151	53	65.9	41.5	55.9
0.3	41.7	60.1	33.5	50.1
1.59	28	56	16.4	46
12.23	30.8	60	21.7	56
29.8	30.1	60	20.5	56

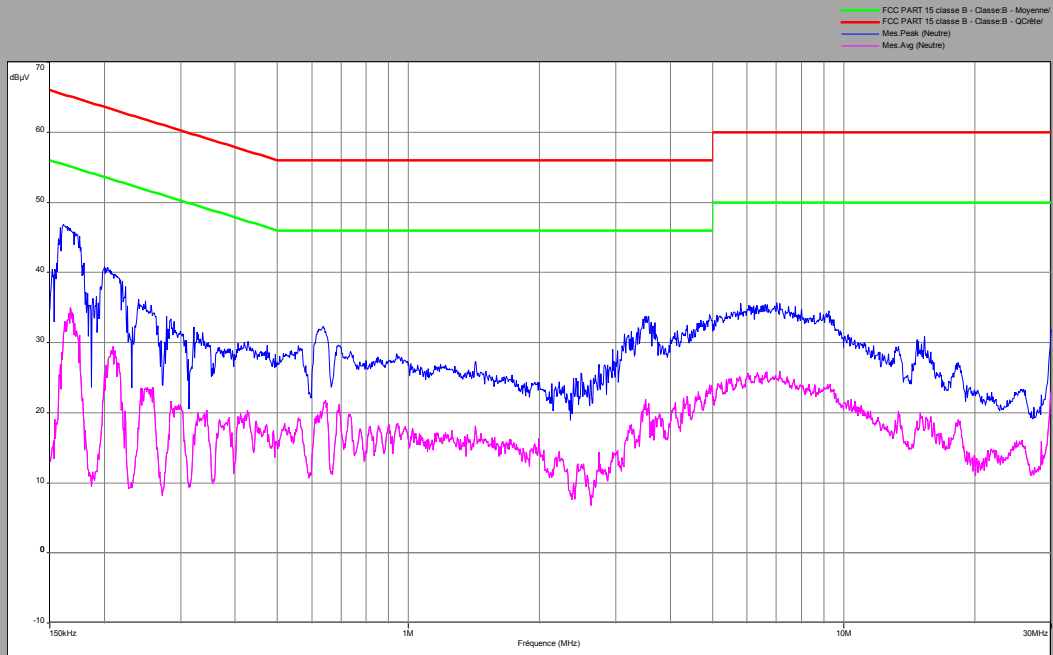


L C I E

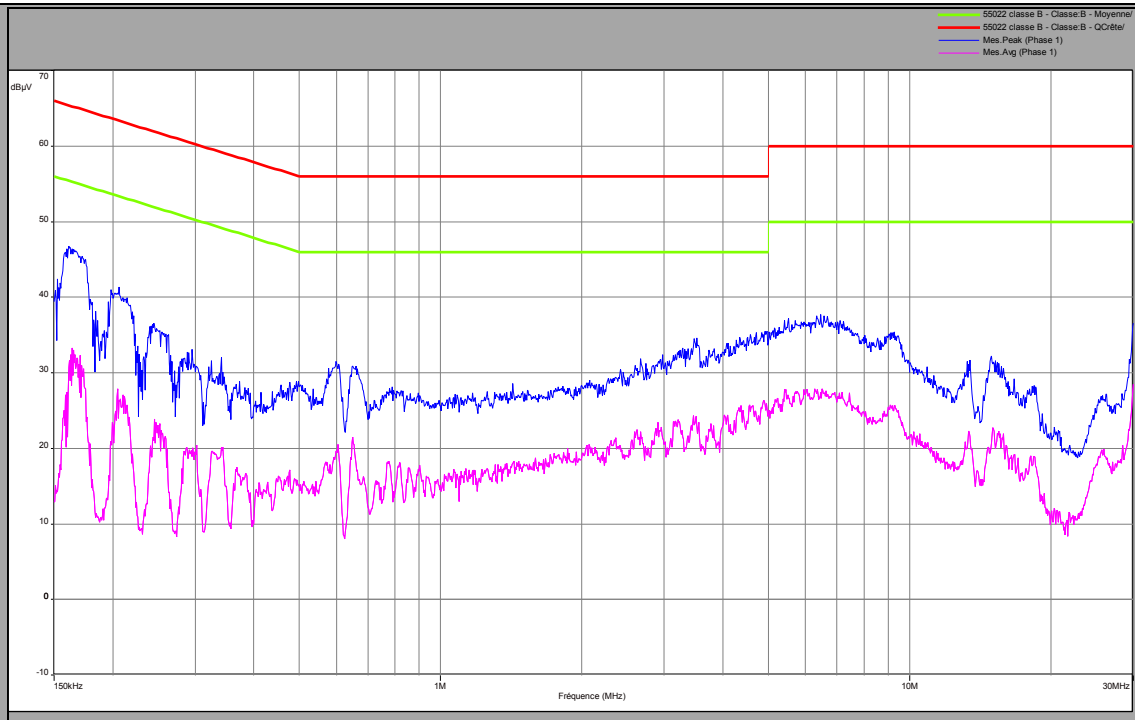
802.11ac VHT80

C24

Phase Alim A15-060P1A



Line





L C I E

Frequency (MHz)	Peak Level (dB μ V)	Quasi-Peak Level (dB μ V)	Quasi-Peak Limit (dB μ V)	Average Level (dB μ V)	Average Limit (dB μ V)
0.160	46.7	65.4	46.3	55.4	0.160
0.636	35	56	21.7	46	0.636
3.51	33.7	60	22	60	3.51
15.33	31	60	20	60	15.33
29.77	31.8	60	23	60	29.77
0.160	46.7	65.4	46.3	55.4	0.160

Frequency (MHz)	Peak Level (dB μ V)	Quasi-Peak Limit (dB μ V)	Average Level (dB μ V)	Average Limit (dB μ V)
0.161	46.8	65.4	33.2	55.4
0.6	31.5	56	21.4	46
6.472	37.7	60	27.4	50
13.28	31.5	60	22.3	50
29.8	33.4	60	26	50

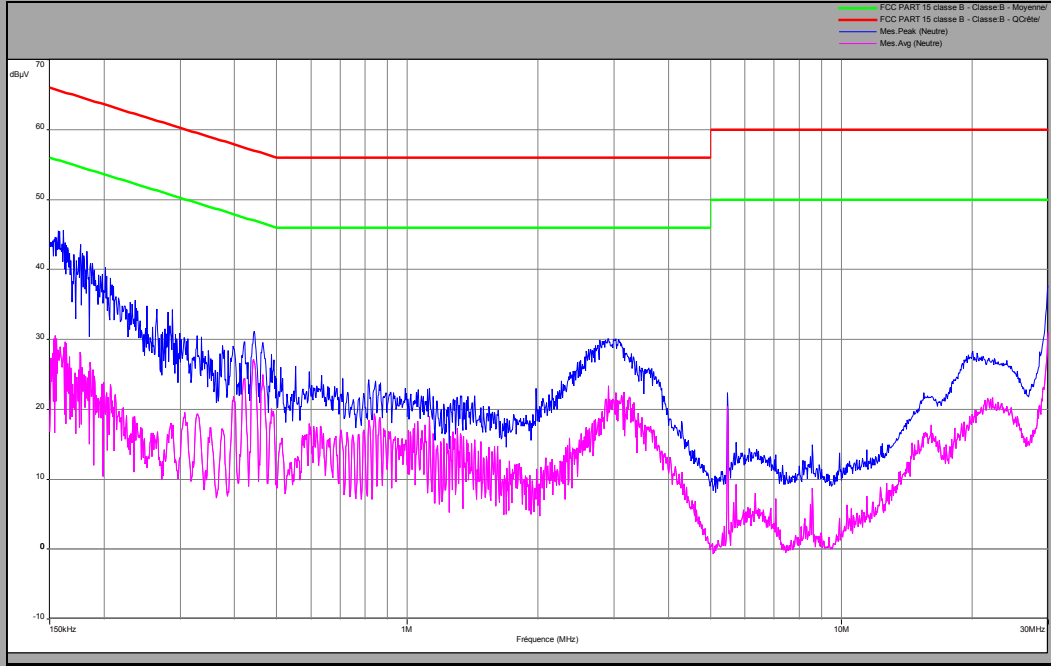


L C I E

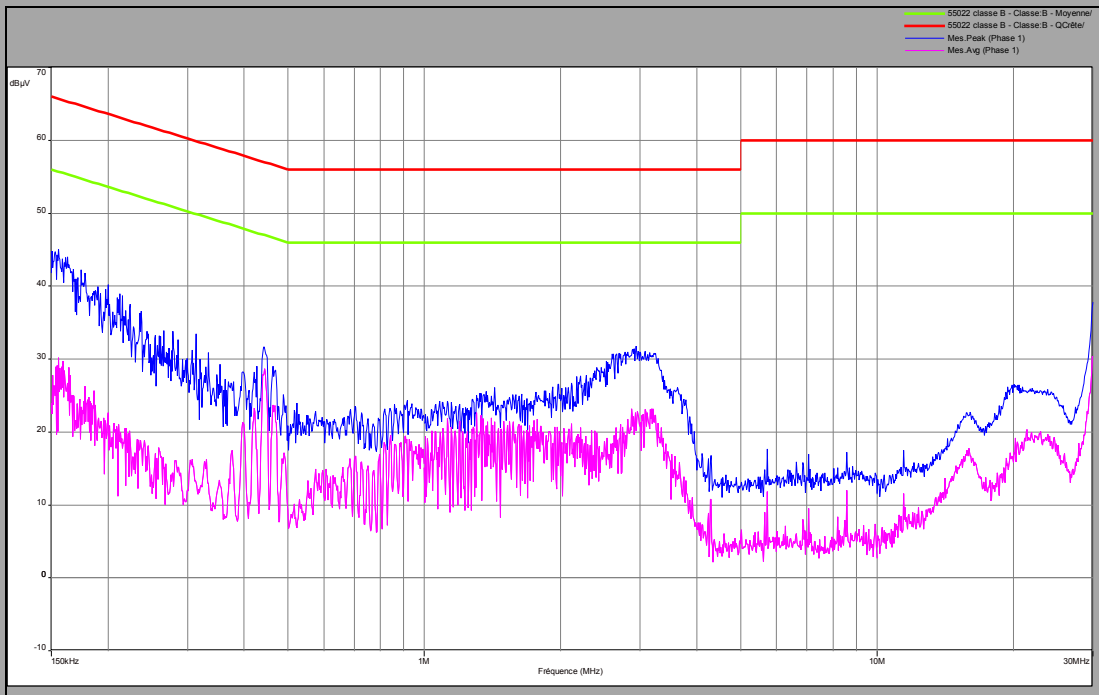
802.11ac VHT80

C24

Phase Alim MSA-Z5000IS12.060A-P



Line





L C I E

Frequency (MHz)	Peak Level (dB μ V)	Quasi-Peak Limit (dB μ V)	Average Level (dB μ V)	Average Limit (dB μ V)
0.158	45.6	65.5	30.1	55.5
0.442	30.8	57	27.2	47
2.904	30	56	23.3	46
20.05	28	60	19.2	50
28.63	28.2	60	20.6	50

Frequency (MHz)	Peak Level (dB μ V)	Quasi-Peak Limit (dB μ V)	Average Level (dB μ V)	Average Limit (dB μ V)
0.155	45.1	65.7	30.1	55.7
0.442	31.6	57	28.6	47
2.884	31.2	56	23.1	46
20.22	26	60	19.2	50
29.85	36	60	27.8	50

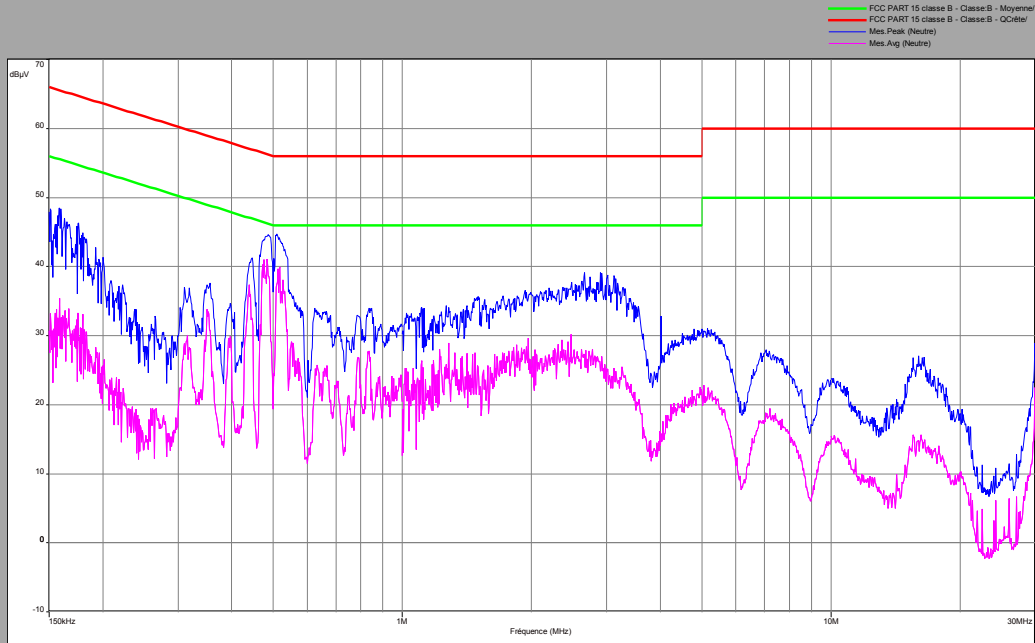


L C I E

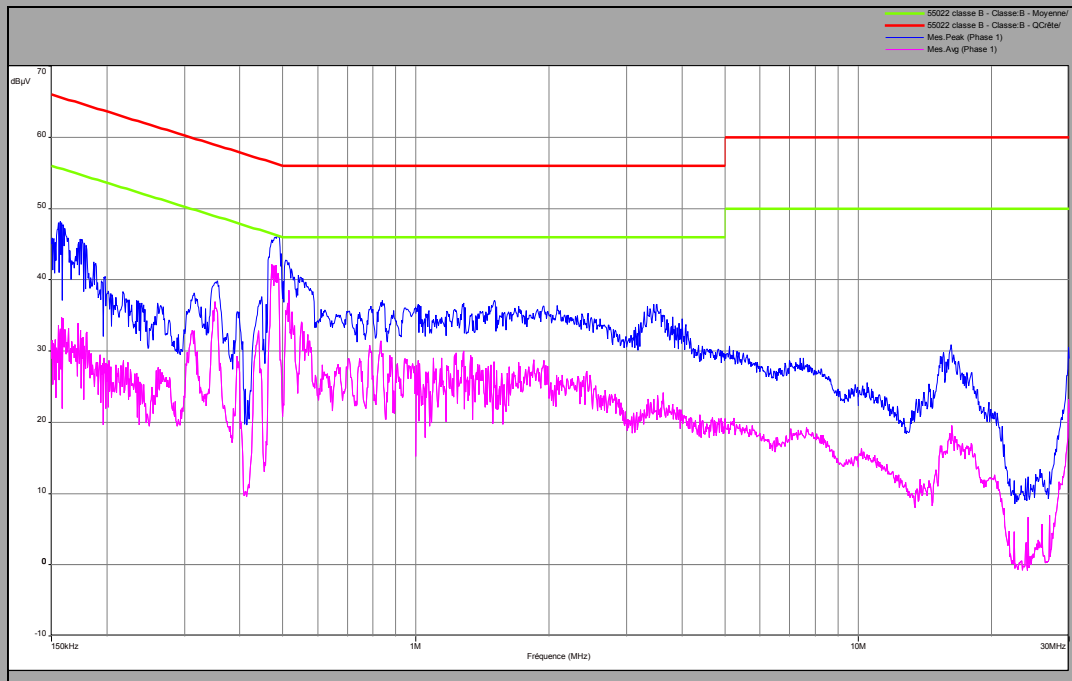
802.11ac VHT80

C24

Phase Alim LPL-C060120500ZS



Line





L C I E

Frequency (MHz)	Peak Level (dB μ V)	Quasi-Peak Limit (dB μ V)	Average Level (dB μ V)	Average Limit (dB μ V)
0.158	48.5	65.6	35.4	55.6
0.509	44.7	56	41.2	46
2.652	38.5	56	30.1	46
15.55	26.8	60	15.6	50
29.98	29	60	22.5	50

Frequency (MHz)	Peak Level (dB μ V)	Quasi-Peak Limit (dB μ V)	Average Level (dB μ V)	Average Limit (dB μ V)
0.157	48.2	65.6	34.6	55.6
0.489	46	56.2	41.9	46.2
3.512	36.5	56	25.7	46
16.22	31	60	17	50
29.9	30.1	60	23.2	50

7.7. CONCLUSION

Ac Power Line Conducted Emission measurement performed on the sample of the product **BELL CANADA FAST 5566**, SN: **DM1603203000012**, in configuration and description presented in this test report, show levels **compliant** to the 47 CFR PART 15.407 & RSS 247 ISSUE 1 limits.

8. UNWANTED EMISSIONS & UNDESIRABLE EMISSION

8.1. TEST CONDITIONS

Test performed by : Laurent DENEUX
Date of test : March 14, 2016 to April 7, 2016
Ambient temperature : 24 °C
Relative humidity : 45 %

8.2. TEST SETUP

The product has been tested according to ANSI C63.10 (2013). The EUT is placed **on an open area test site**. Distance between measuring antenna and the EUT is **10m**. Test is performed in horizontal (H) and vertical (V) polarization with **bilog** antenna below 1GHz and with a horn antenna above 1GHz. Measurement bandwidth was 120kHz below 1GHz and 1MHz above 1GHz. The level has been maximised by the turntable rotation of 360 degrees range on the 3 axis of EUT. Antenna height search was performed from 1 to 4m. The EUT is place at 1.5m high above 1GHz and at 0.8m high under 1GHz.

The product has been tested according to the FCC KDB 789033 D02 General UNII Test Procedures New Rules v01r02. The following factor is applied to convert E[dBμV/m] to EIRP[dBm]. $EIRP[dBm] = E[dBμV/m] + 20 \log(d[meters]) - 104.77$



Photograph for Unwanted Emissions & Undesirable Emission limits



L C I E



Photograph for Unwanted Emissions & Undesirable Emission limits

8.3. LIMIT

Limit at 3m:

30MHz to 88MHz:	40dB μ V/m QPeak
88MHz to 216MHz:	43,5dB μ V/m QPeak
216MHz to 960MHz:	46dB μ V/m QPeak
960MHz to 1000MHz:	54dB μ V/m QPeak
Above 1000MHz:	74dB μ V/m Peak 54dB μ V/m Average

Limit at 3m:

30MHz to 88MHz:	29.5dB μ V/m QPeak
88MHz to 216MHz:	33dB μ V/m QPeak
216MHz to 960MHz:	35.5dB μ V/m QPeak
960MHz to 1000MHz:	43.5dB μ V/m QPeak
Above 1000MHz:	63.5B μ V/m Peak 43.5B μ V/m Average

Limit (dBm):

5150MHz-5250MHz:	Shall not exceed EIRP of -27dBm/MHz outside of the band
5250MHz-5350MHz:	Shall not exceed EIRP of -27dBm/MHz outside of the band
5470MHz-5725MHz:	Shall not exceed EIRP of -27dBm/MHz outside of the band

FCC 15.407

5725MHz-5850MHz: Shall not exceed EIRP of -27 dBm/MHz at 75 MHz or more above or below the band edge increasing linearly to 10 dBm/MHz at 25 MHz above or below the band edge, and from 25 MHz above or below the band edge increasing linearly to a level of 15.6 dBm/MHz at 5 MHz above or below the band edge, and from 5 MHz above or below the band edge increasing linearly to a level of EIRP of 27 dBm/MHz at the band edge.

RSS 247

5725MHz-5850MHz: Within the frequency range from the band edge to 10 MHz above or below the band edge shall not exceed an EIRP of -17 dBm/MHz; for frequencies 10 MHz or greater above or below the band edge, emissions shall not exceed an EIRP. of -27 dBm/MHz.



8.4. TEST EQUIPMENT LIST

Description	Manufacturer	Model	Identifier	Cal. Date	Cal. Due
Open test site	LCIE	-	F2000400	2015-06	2016-06
EMI Test Receiver	ROHDE & SCHWARZ	ESU	A2642018	2016-03	2017-03
EMI Test Receiver	ROHDE & SCHWARZ	ESIB	A2642021	2015-12	2016-12
EMI Test Receiver	ROHDE & SCHWARZ	ESI40 1088 740K40	A2642010	2015/05	2016/05
Pre amplifier	HEWLETT PACKARD	8449B	A4069002	2016-01	2017-01
Bilog antenna	CHASE	CBL 6112A	C2040040	2016-01	2017-01
Horn	EMCO	.3115	C2042016	2016-02	2017-02
Horn	PASTERNAK	PE9852/2F-20	C2042048	2015/05	2017/05
Horn	PASTERNAK	PE9850/2F-20	C2042052	2015/10	2016/01
Cable	-	-	A5329368	2015-11	2016-11
cable	-	-	A5329444	2015-11	2016-11
Cable	-	-	A5329449	2015-11	2016-11
Cable	-	-	A5329542	2016-02	2017-02

Note : In our Quality System, the calibration due of our equipment is more or less 2 months.

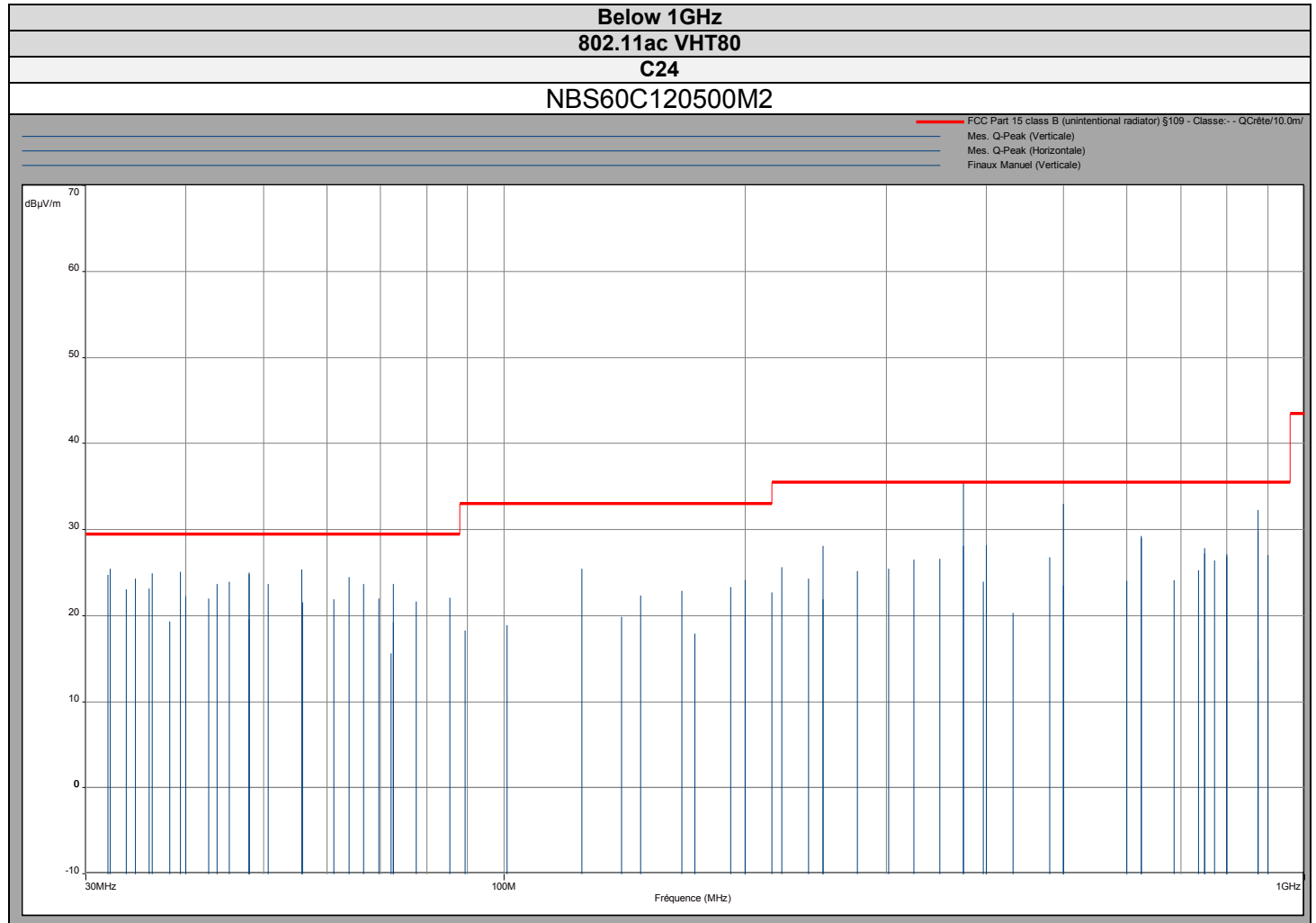
8.5. DIVERGENCE, ADDITION OR SUPPRESSION ON THE TEST SPECIFICATION

None Divergence:



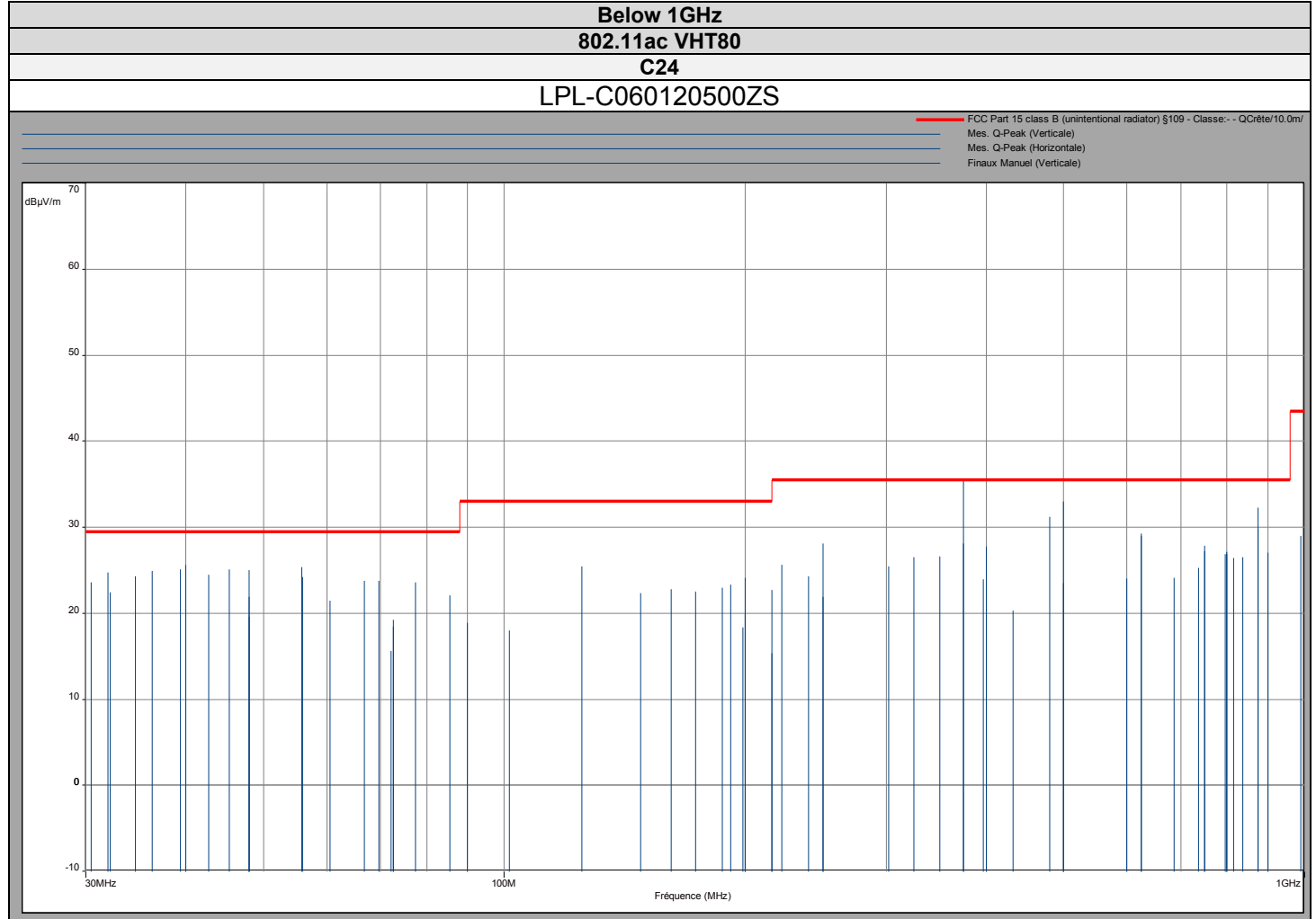
L C I E

8.6. RESULTS



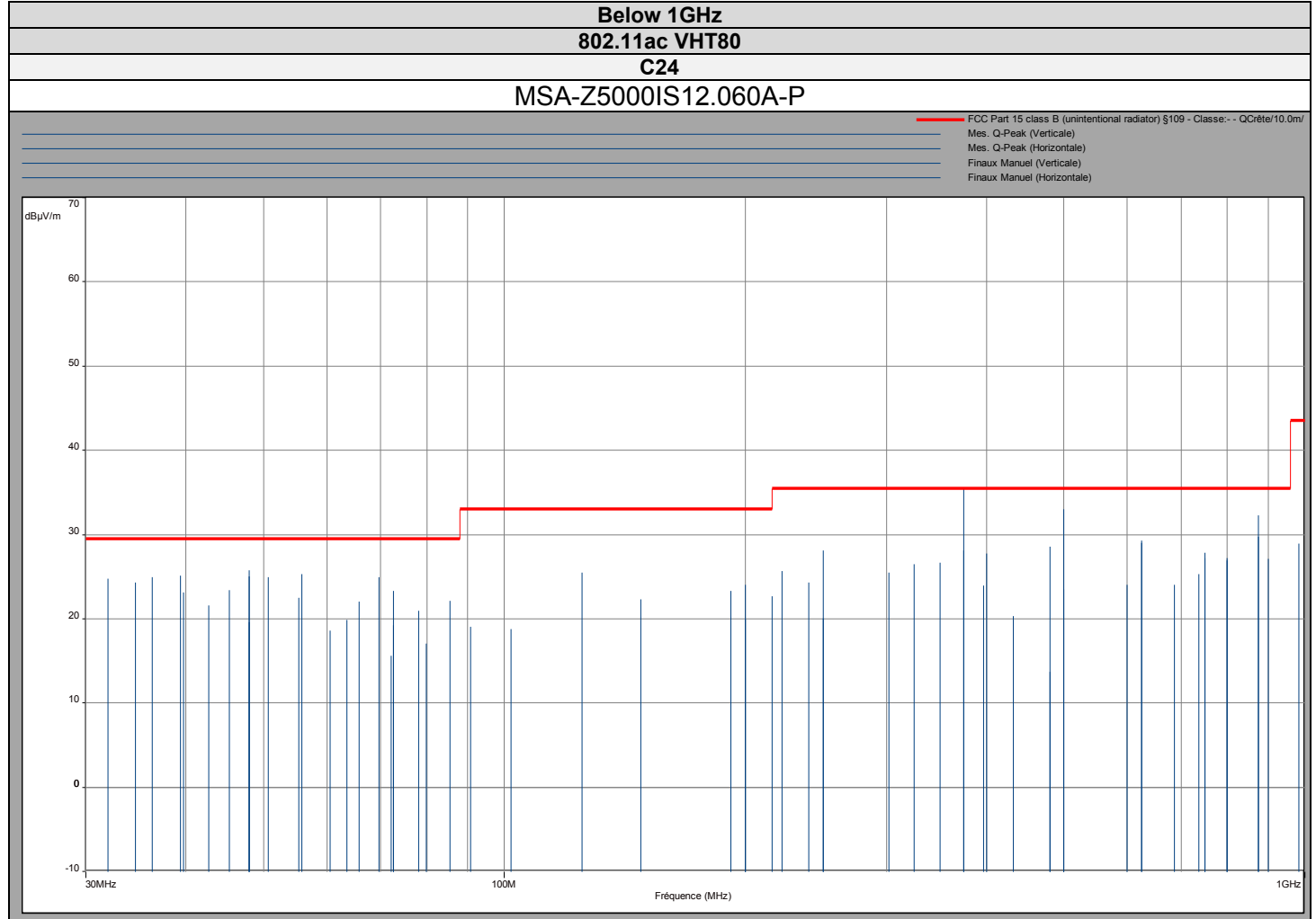


L C I E





L C I E

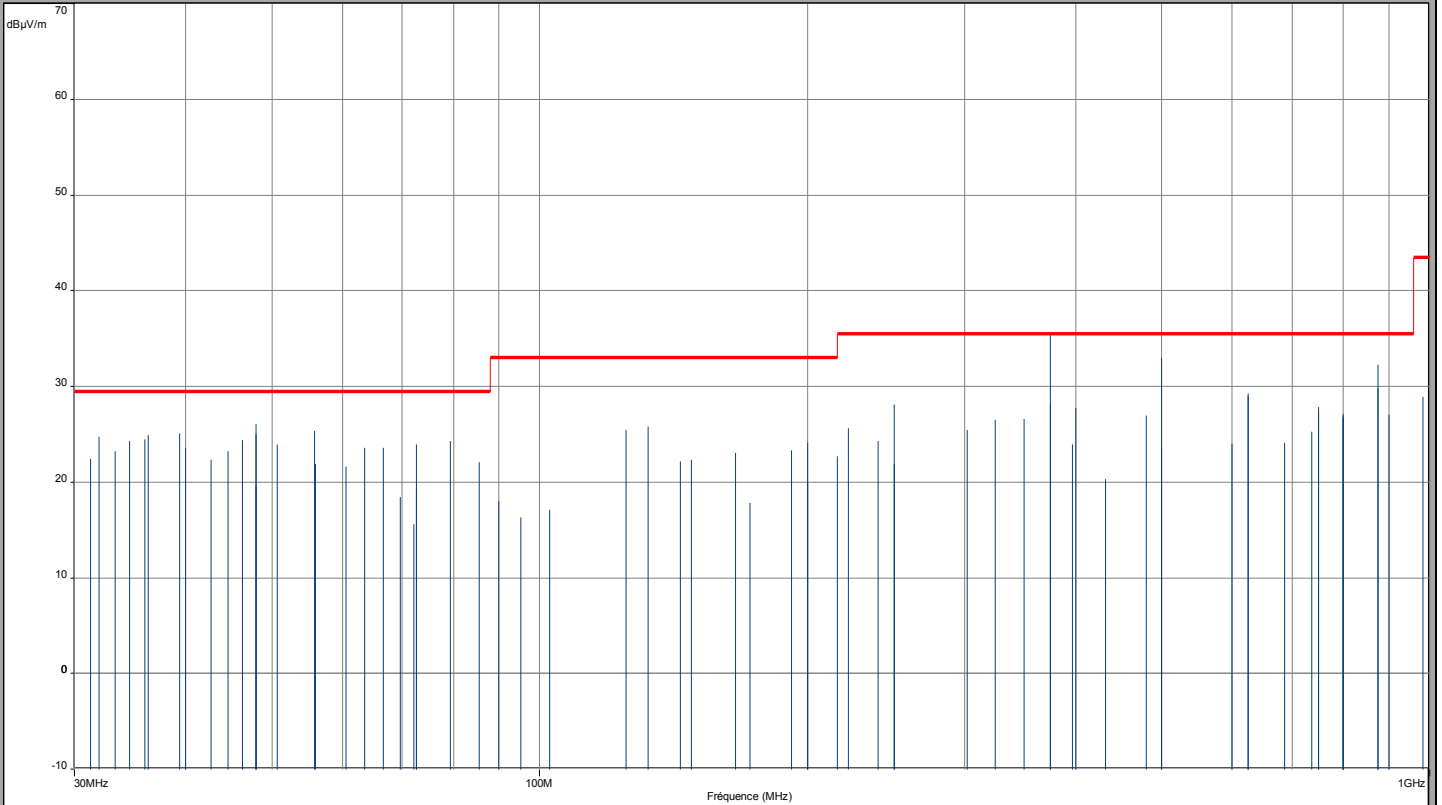




L C I E

Below 1GHz
802.11ac VHT80
C24
A15-060P1A

FCC Part 15 class B (unintentional radiator) §109 - Classe: - - QCrête/10.0m/
Mes. Q-Peak (Verticale)
Mes. Q-Peak (Horizontale)
Finaux Manuel (Verticale)





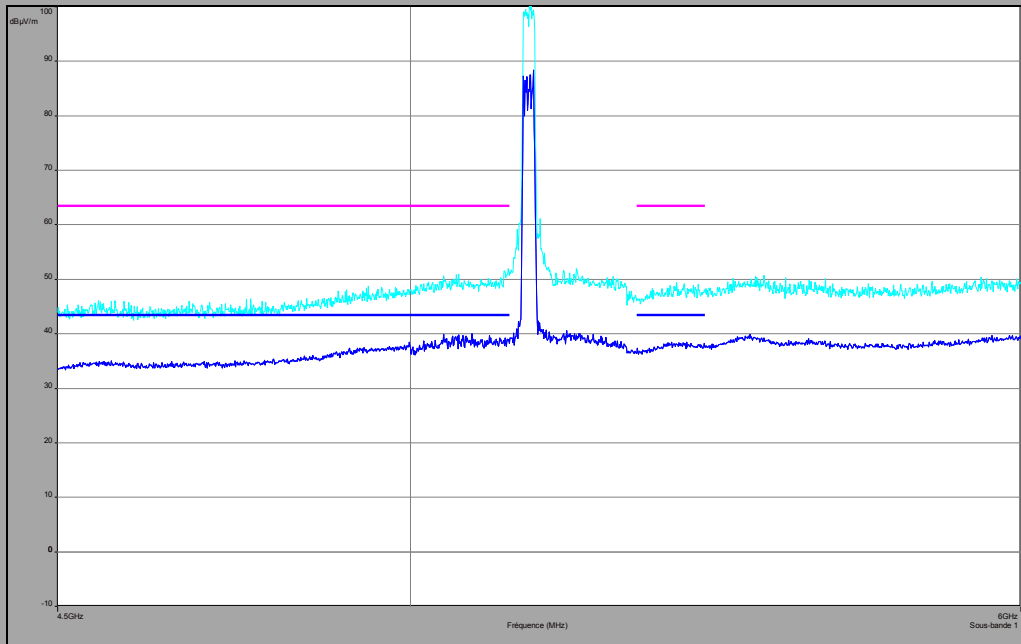
L C I E

Above 1GHz

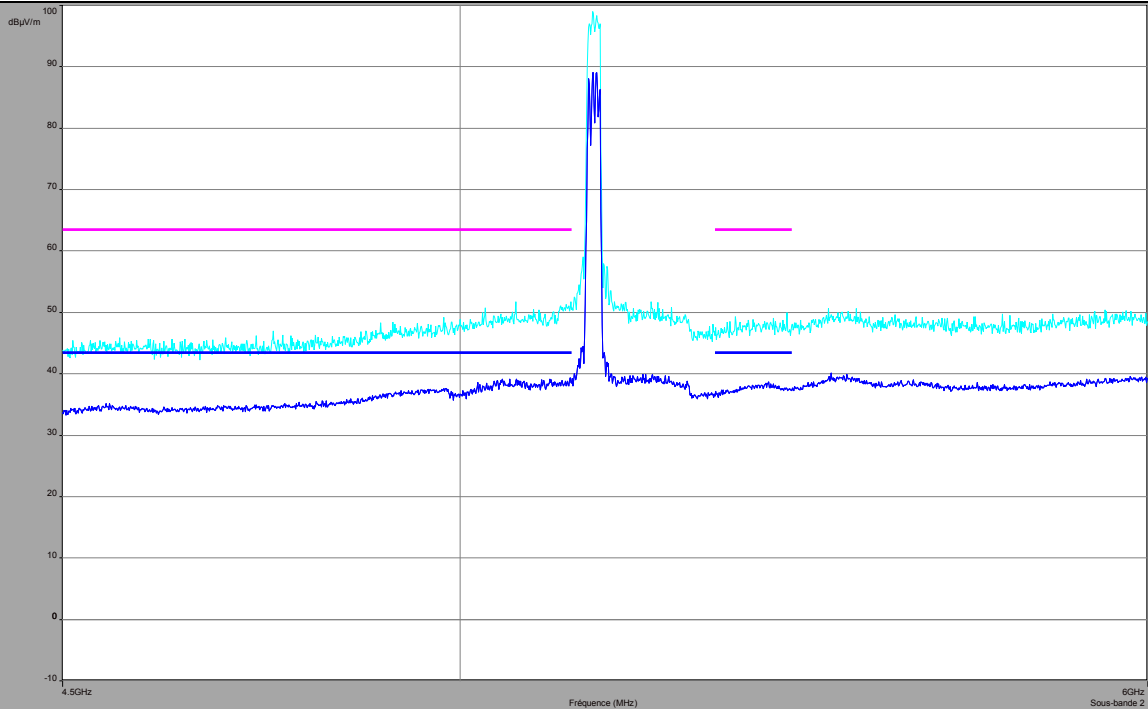
802.11a

C1

Vertical Polarization



Horizontal polarization





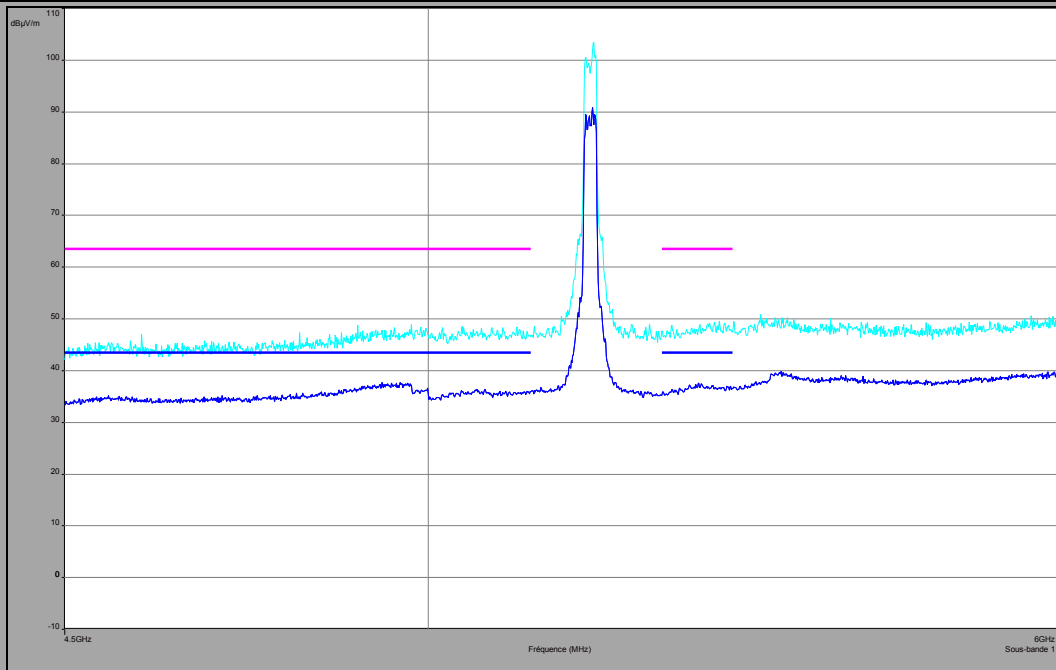
L C I E

Above 1GHz

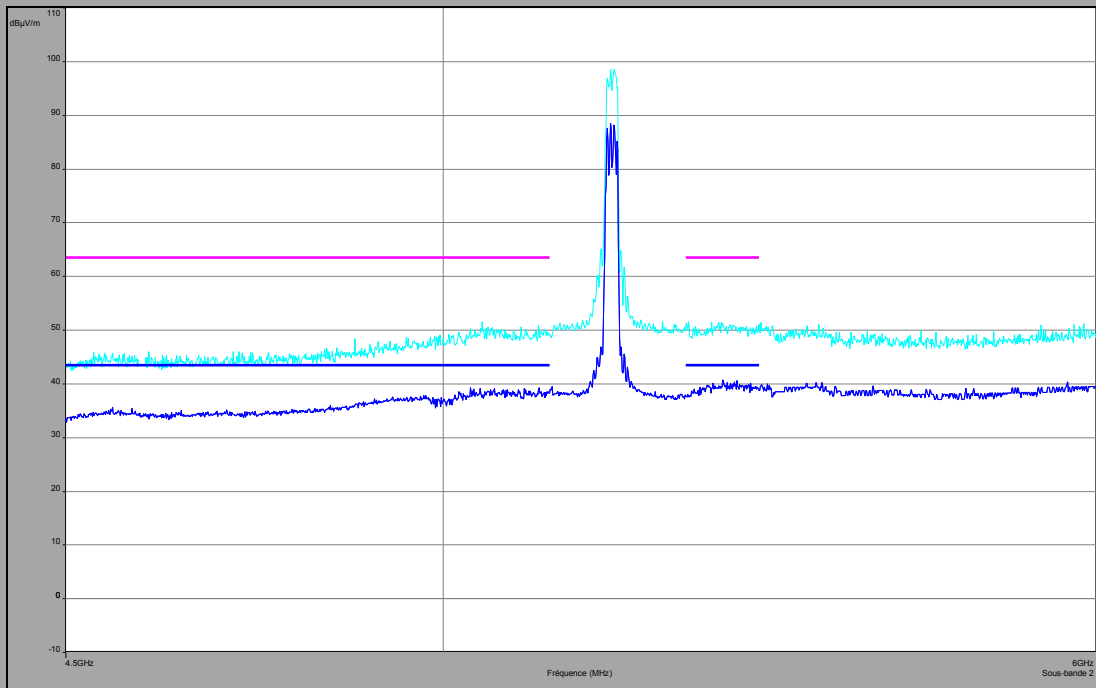
802.11a

C3

Vertical Polarization



Horizontal polarization





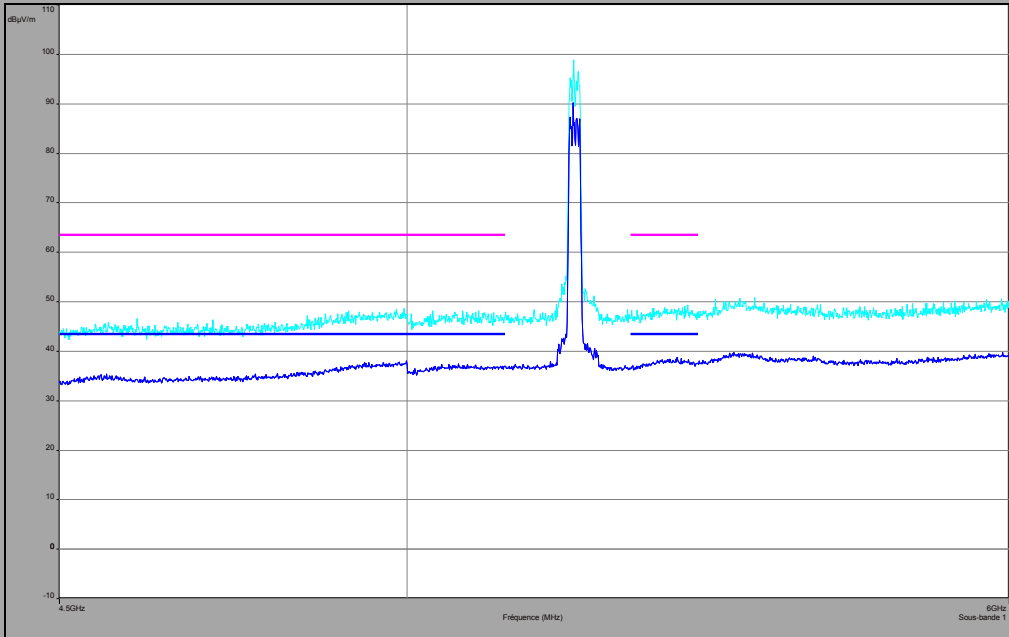
L C I E

Above 1GHz

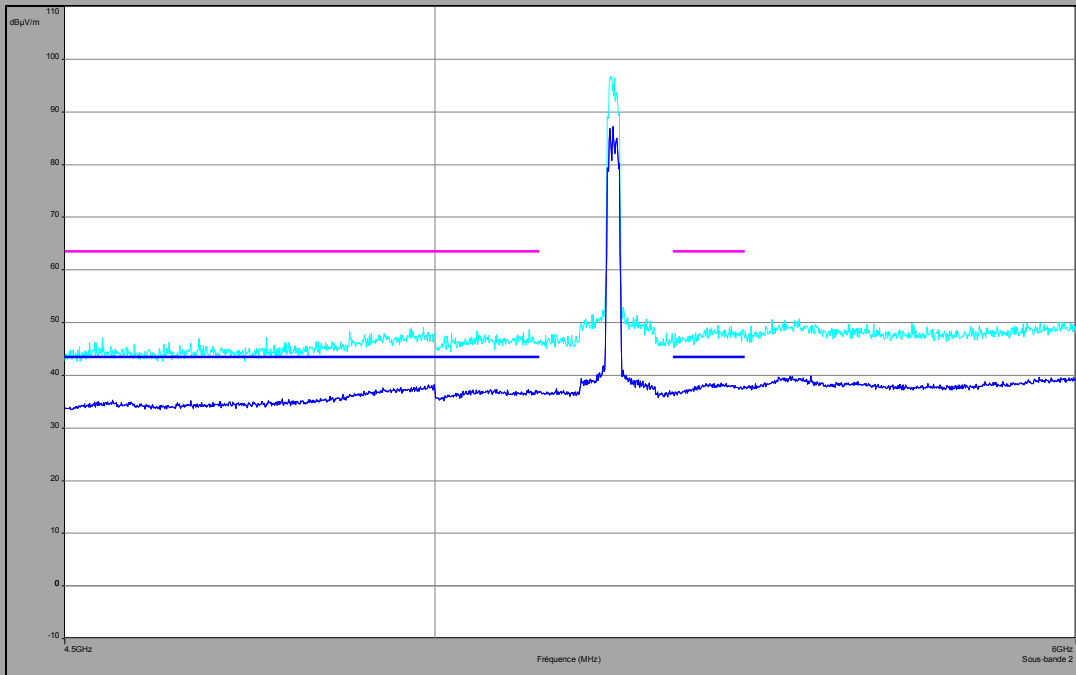
802.11a

C4

Vertical Polarization



Horizontal polarization





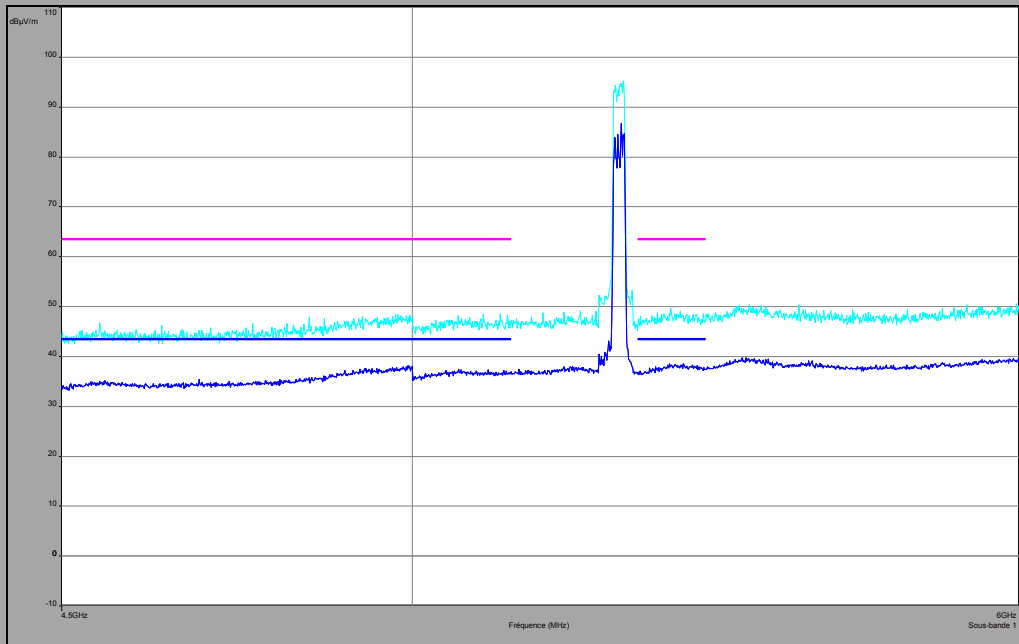
L C I E

Above 1GHz

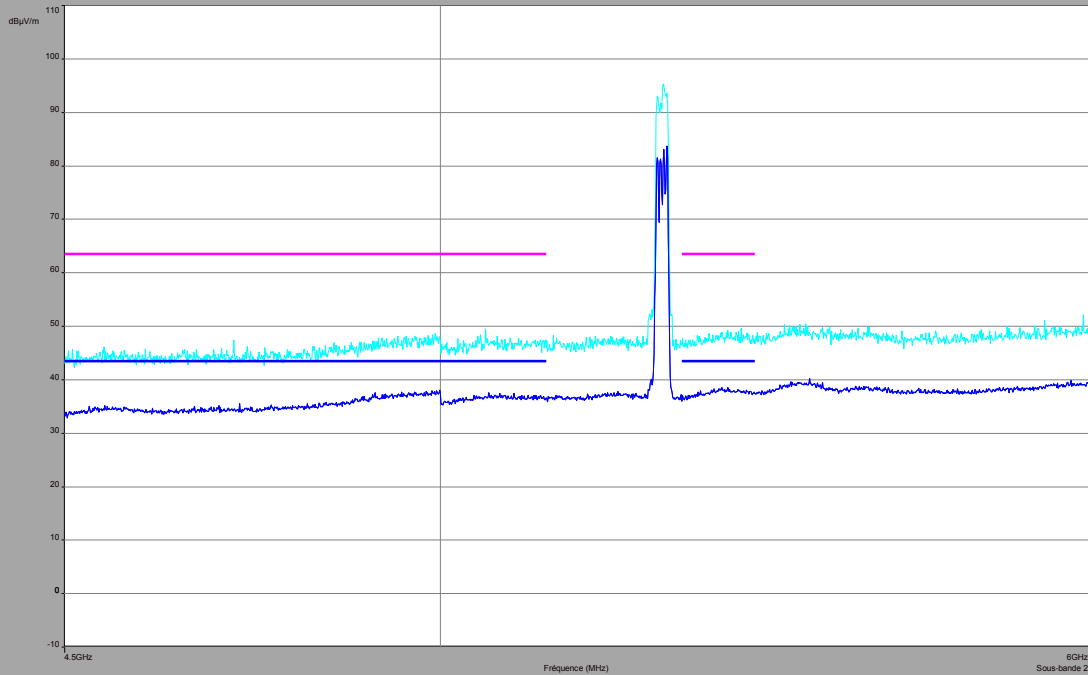
802.11a

C6

Vertical Polarization



Horizontal polarization





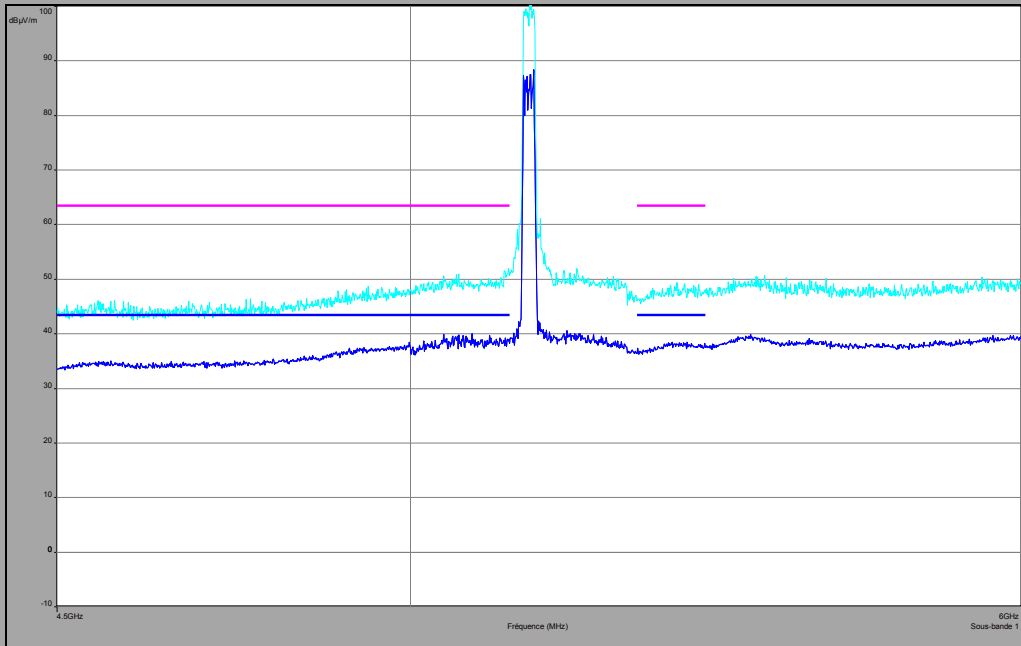
L C I E

Above 1GHz

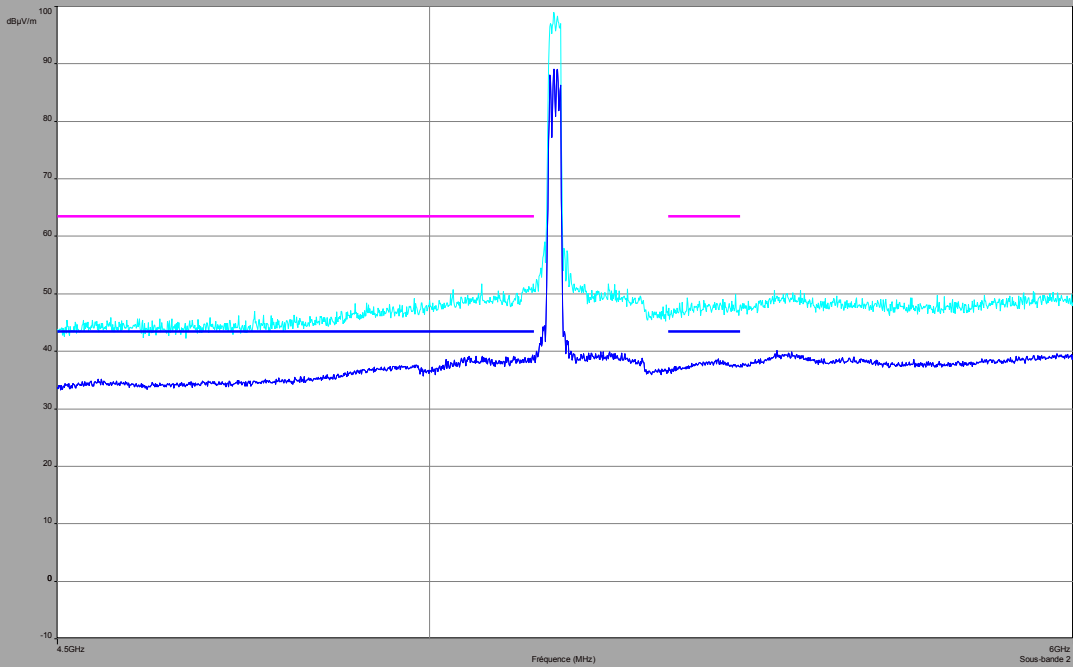
802.11n HT20/ac VHT20

C1

Vertical Polarization



Horizontal polarization





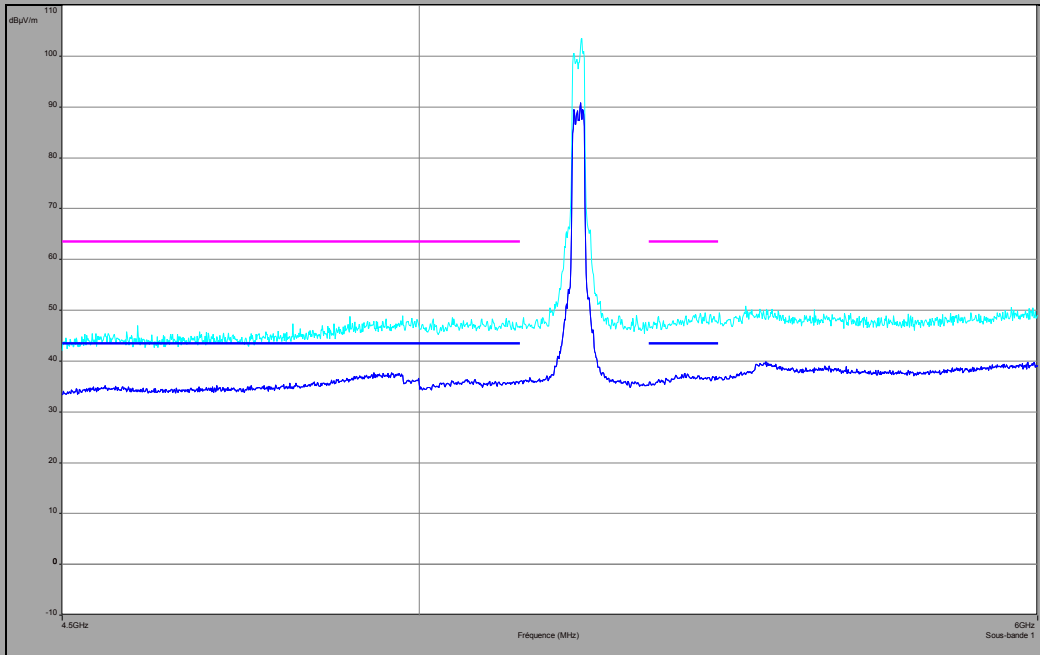
L C I E

Above 1GHz

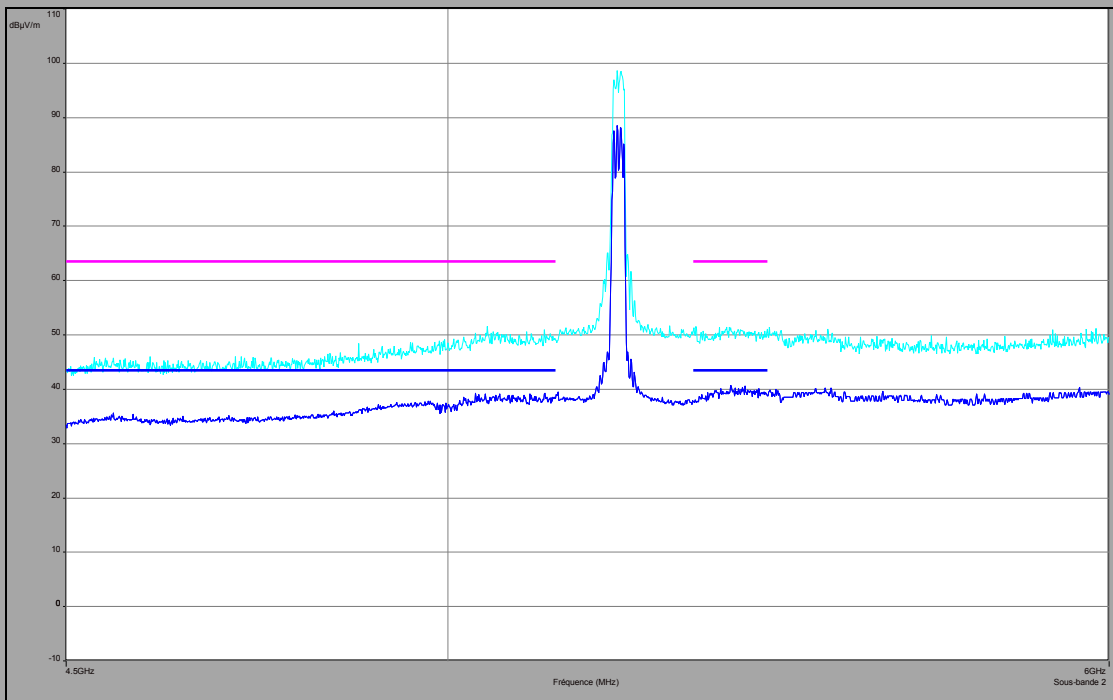
802.11n HT20/ac VHT20

C3

Vertical Polarization



Horizontal polarization





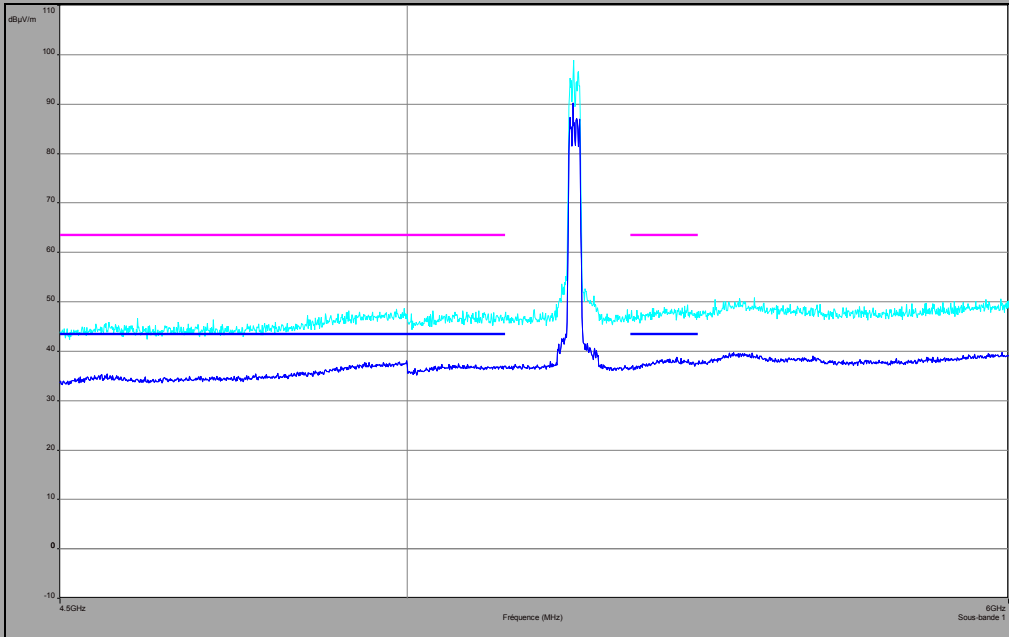
L C I E

Above 1GHz

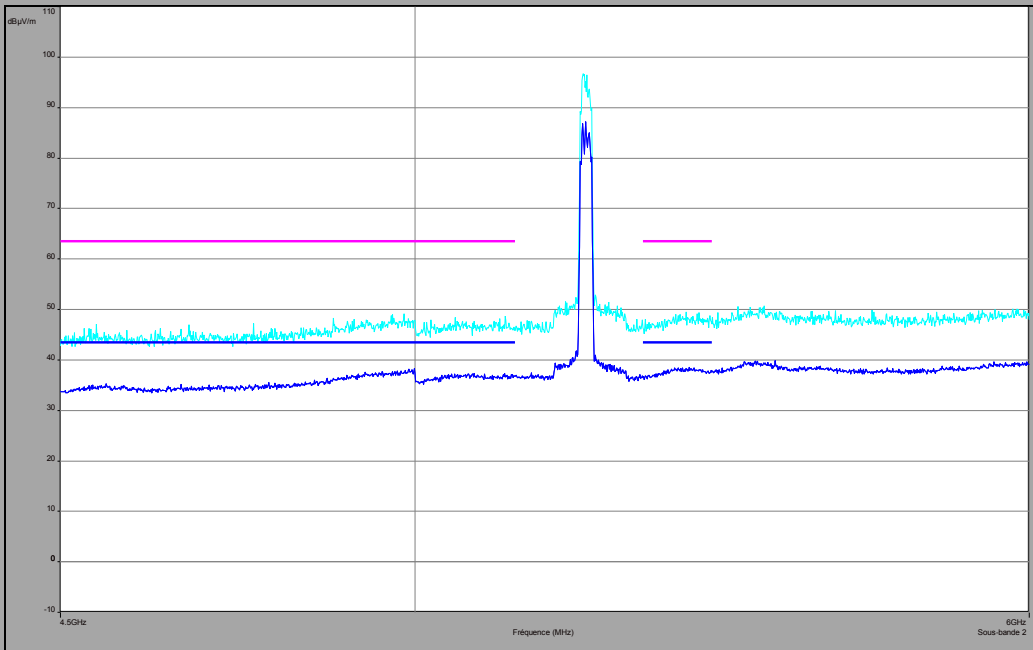
802.11n HT20/ac VHT20

C4

Vertical Polarization



Horizontal polarization





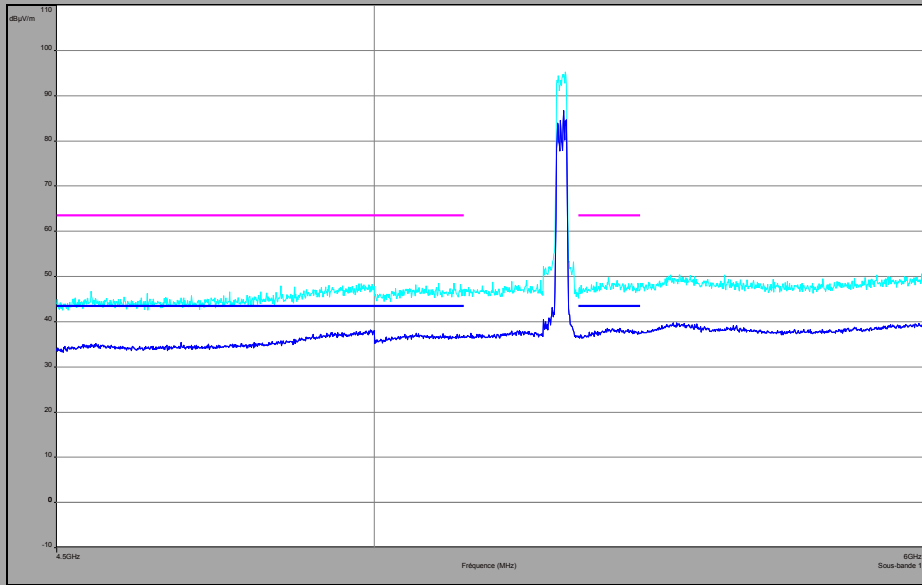
L C I E

Above 1GHz

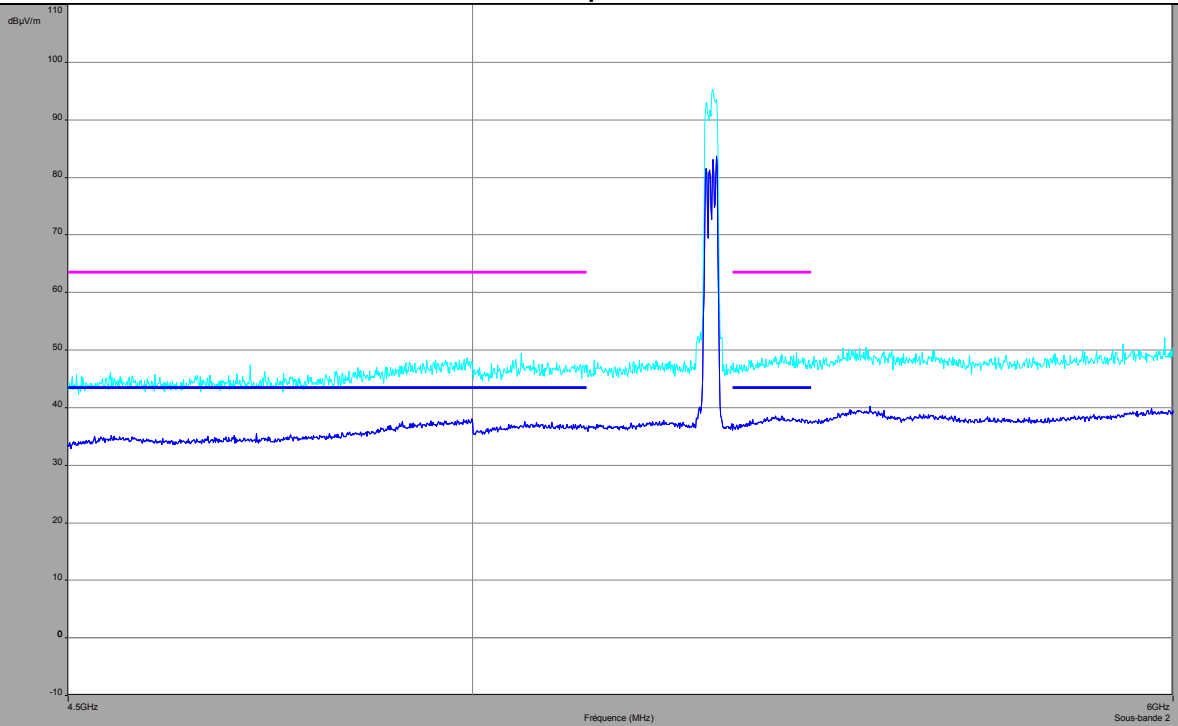
802.11n HT20/ac VHT20

C6

Vertical Polarization



Horizontal polarization





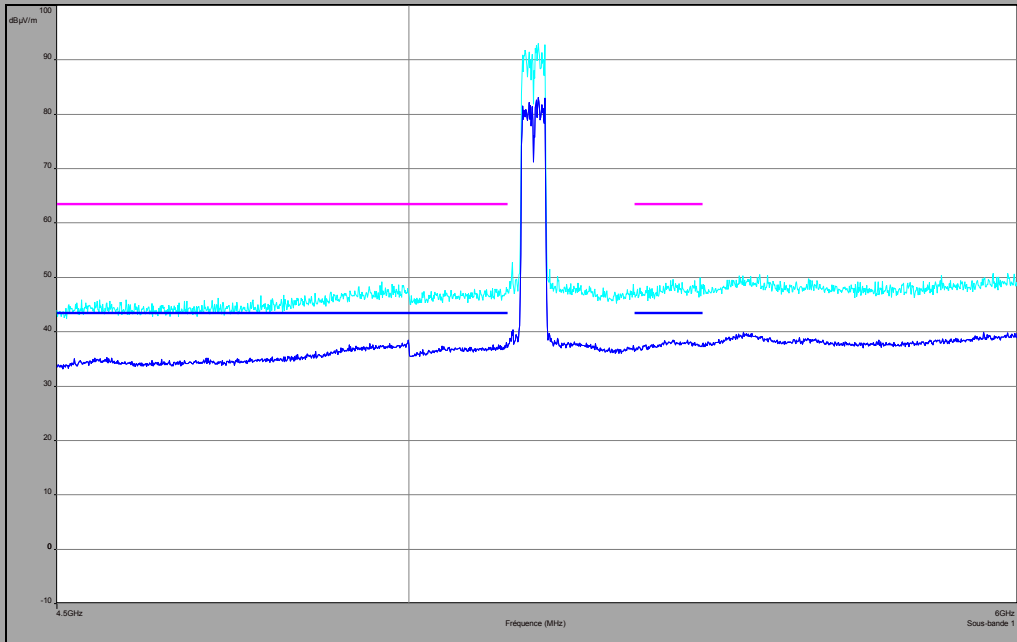
L C I E

Above 1GHz

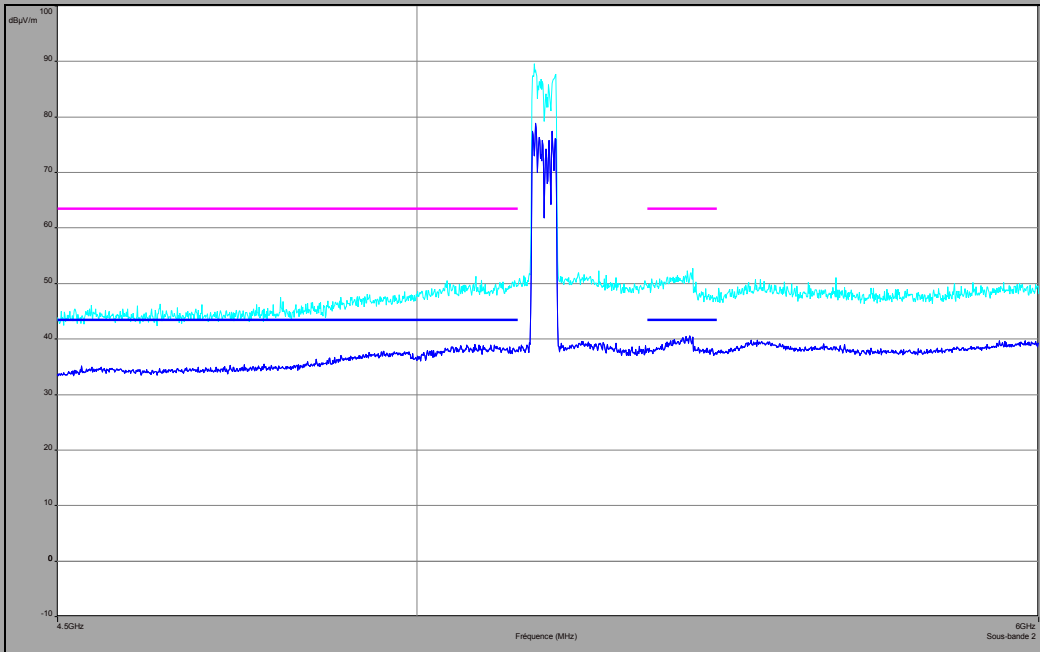
802.11n HT40/ac VHT40

C14

Vertical Polarization



Horizontal polarization





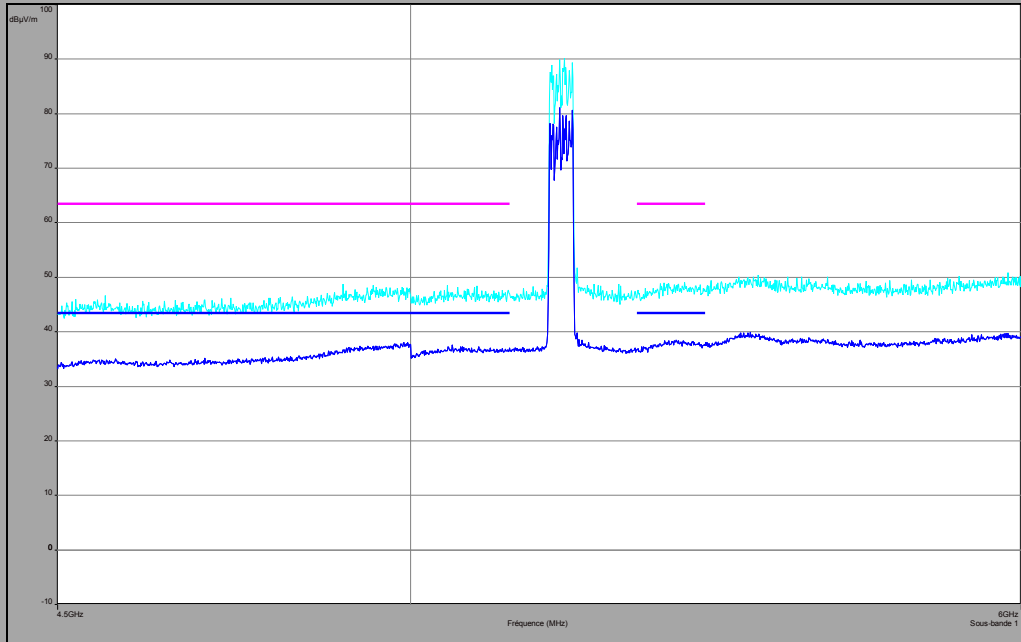
L C I E

Above 1GHz

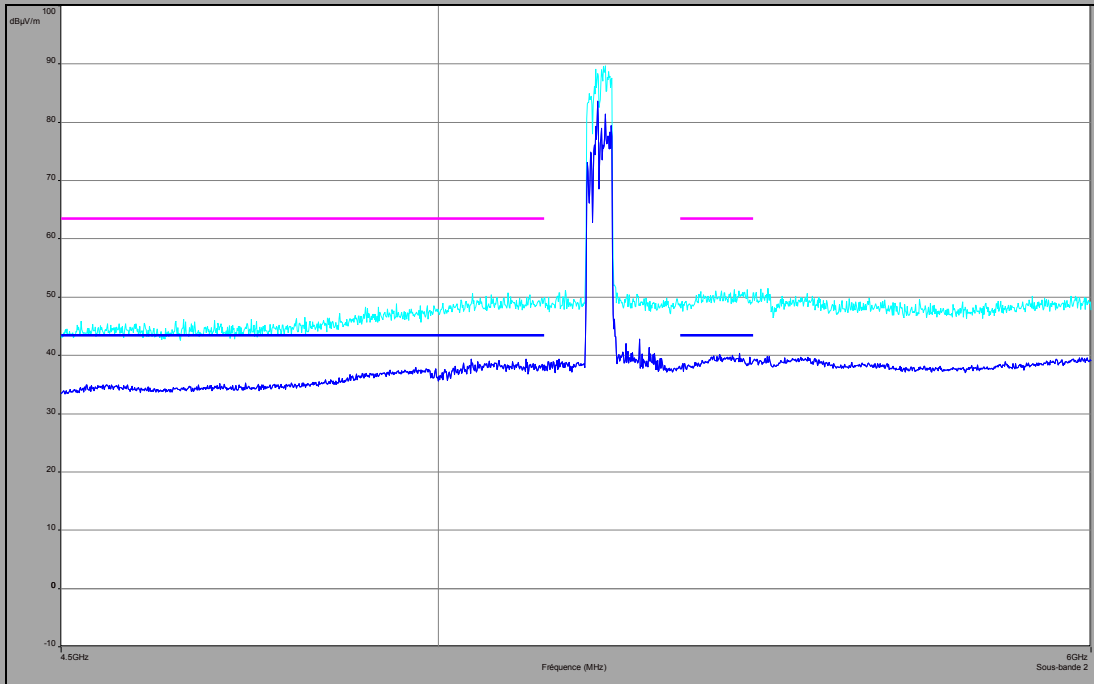
802.11n HT40/ac VHT40

C15

Vertical Polarization



Horizontal polarization





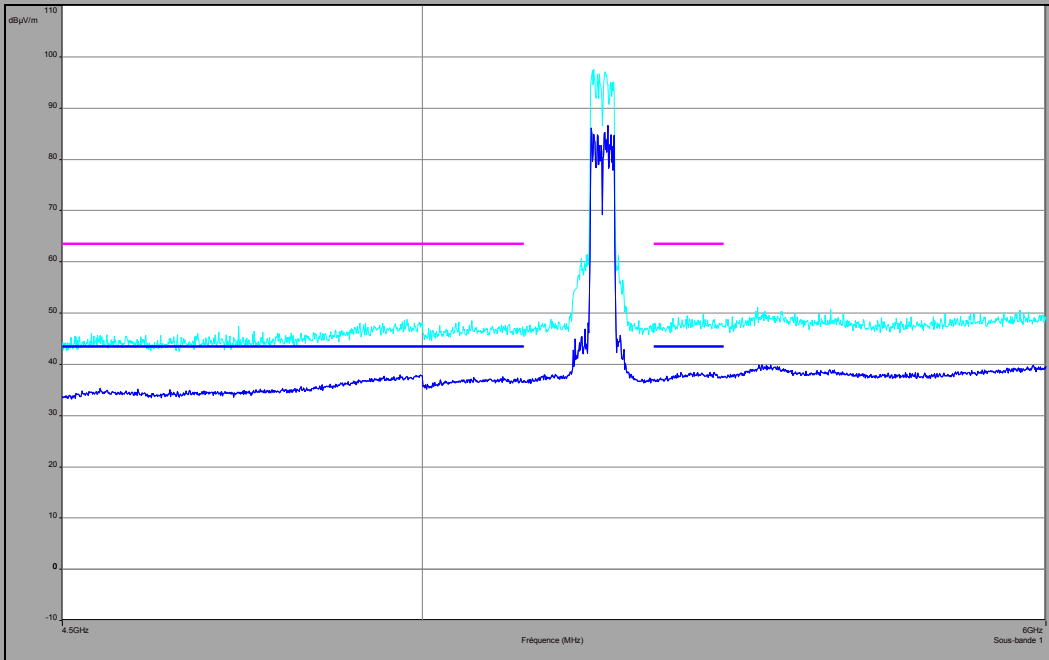
L C I E

Above 1GHz

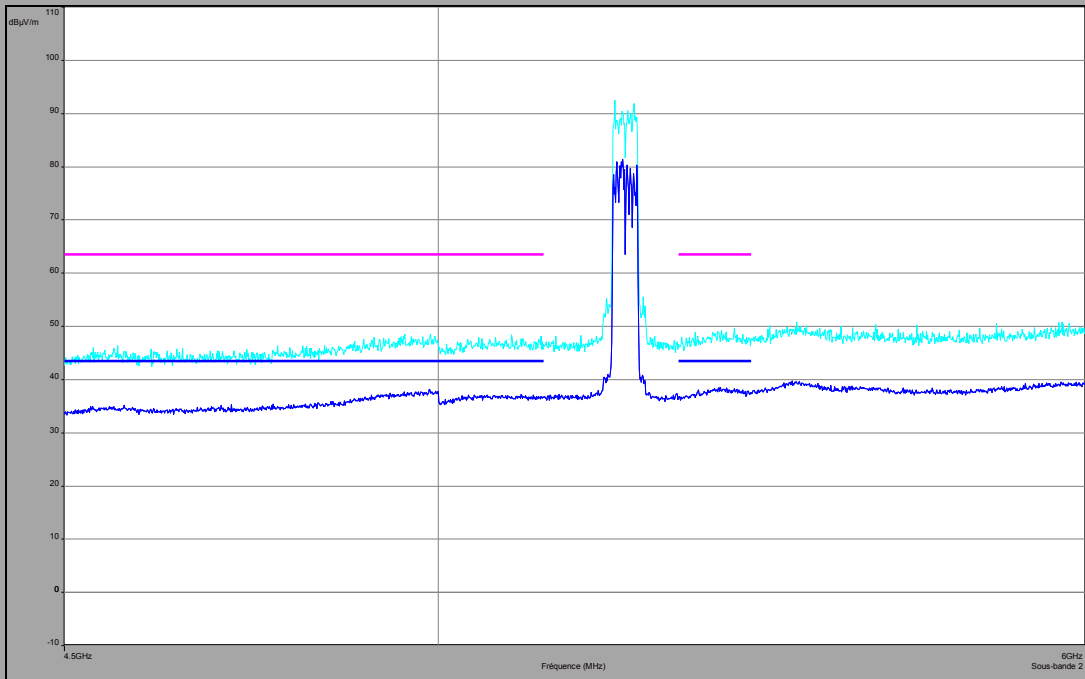
802.11n HT40/ac VHT40

C16

Vertical Polarization



Horizontal polarization





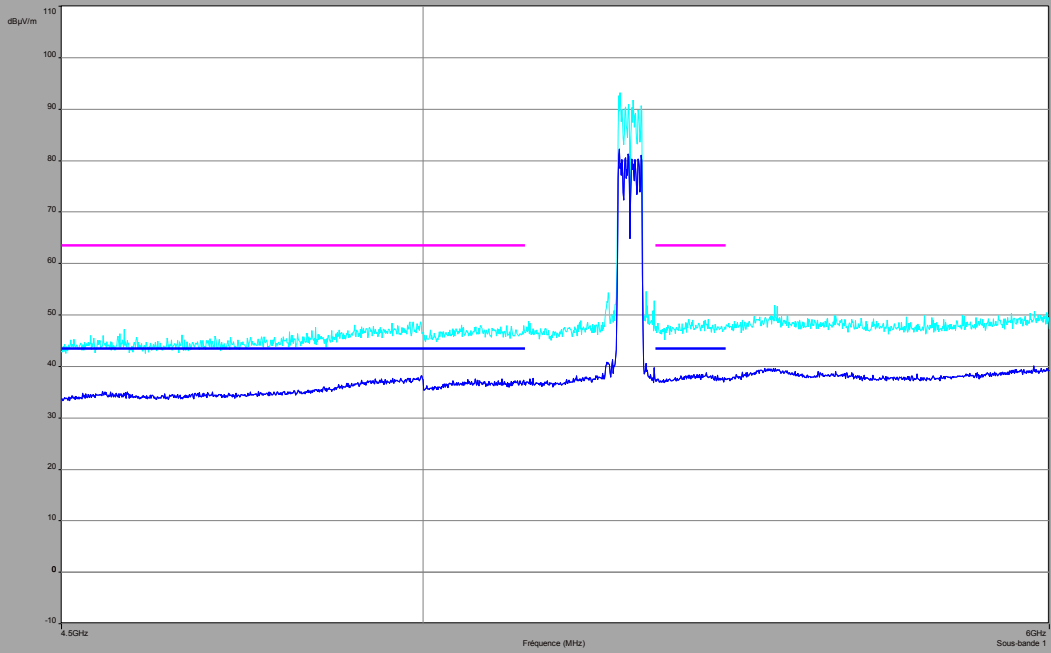
L C I E

Above 1GHz

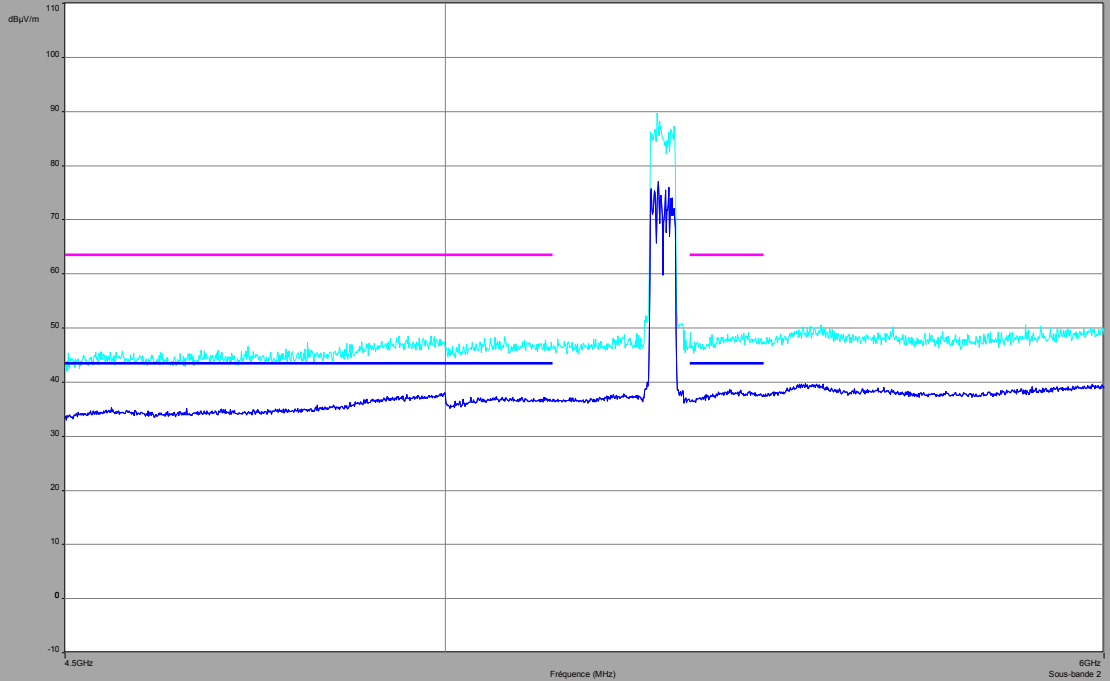
802.11n HT40/ac VHT40

C17

Vertical Polarization



Horizontal polarization





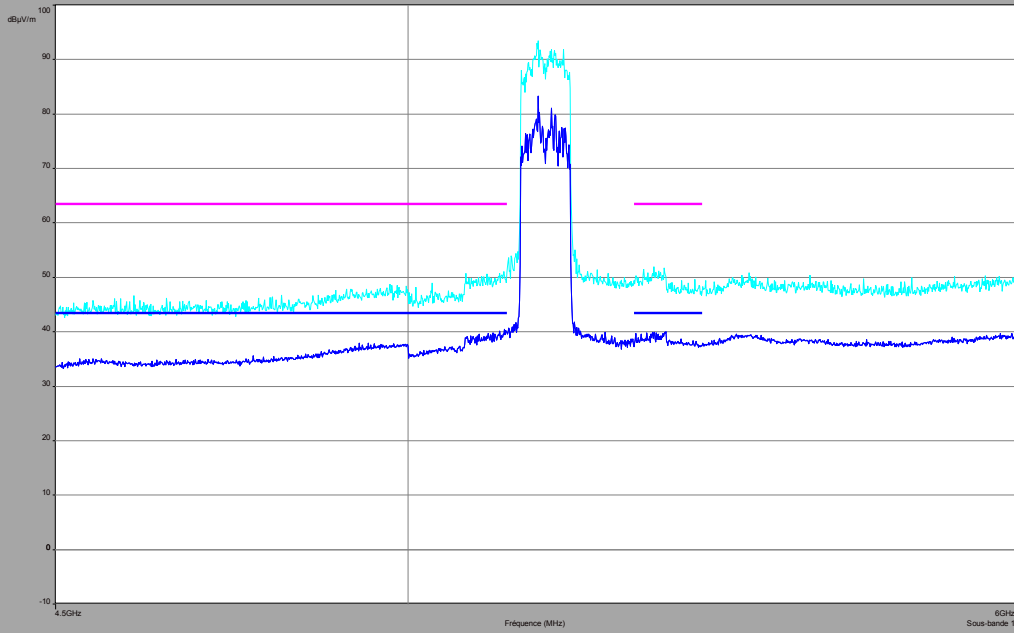
L C I E

Above 1GHz

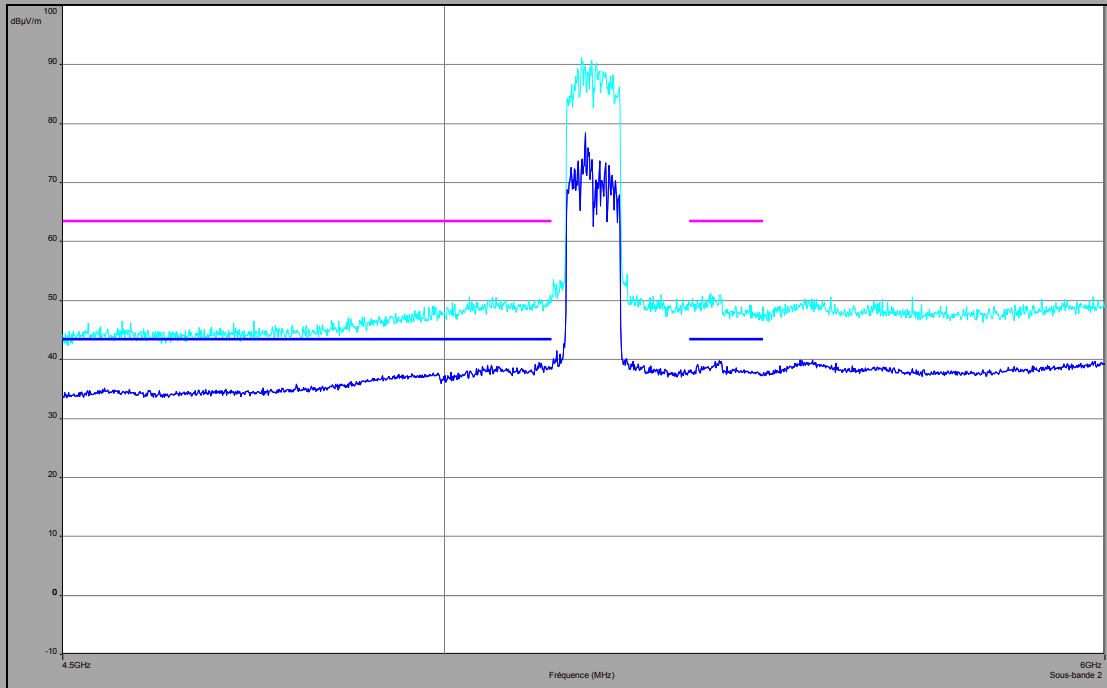
802.11ac VHT80

C24

Vertical Polarization



Horizontal polarization





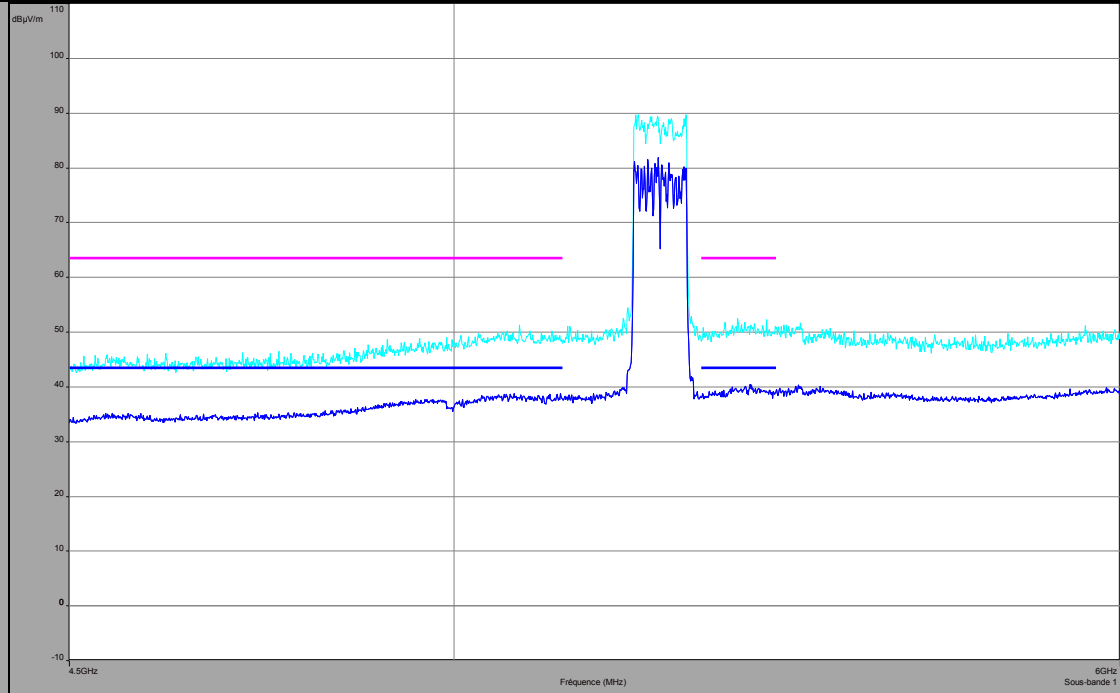
L C I E

Above 1GHz

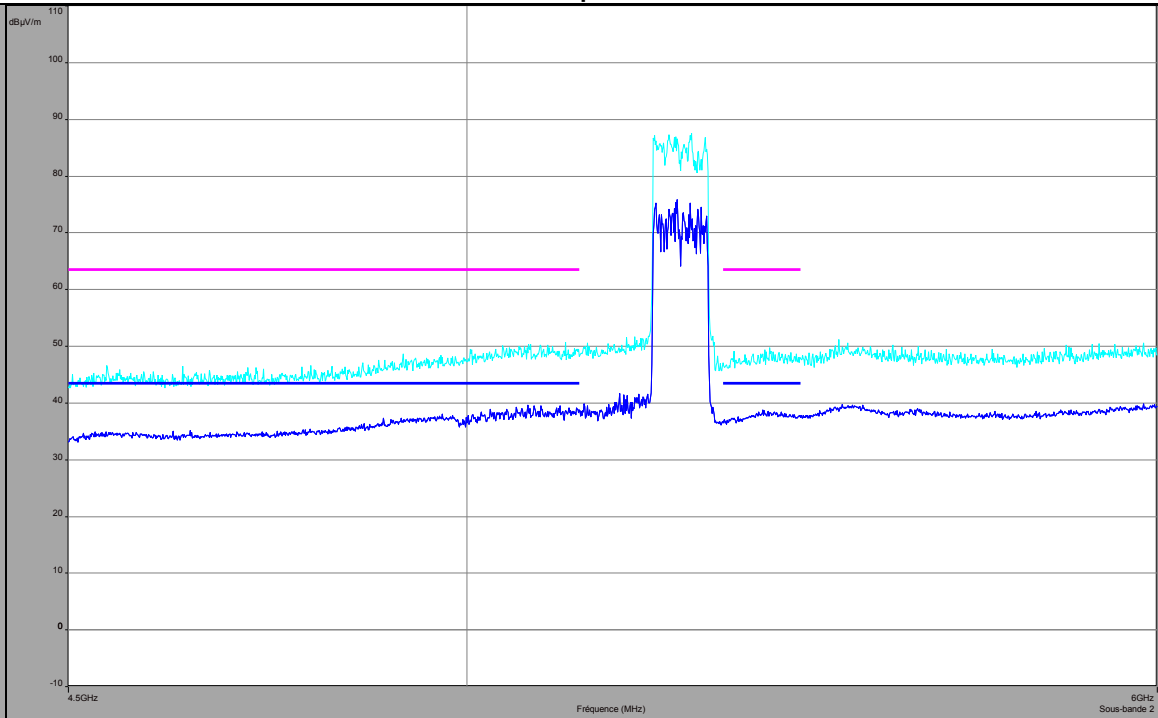
802.11ac VHT80

C25

Vertical Polarization



Horizontal polarization



Below 1GHz NBS60C120500M2



L C I E

Polarization	Frequency (MHz)	QPeak Level (dB μ V/m)	Limit (dB μ V/m)
Vertical	32	21.5	29.5
Vertical	34.6	24.3	29.5
Vertical	36.3	23.7	29.5
Vertical	39.4	25.1	29.5
Vertical	48	24	29.5
Vertical	72.2	15.6	29.5
Vertical	85.5	22.1	29.5
Vertical	125	25.4	33
Vertical	148	22.3	33
Vertical	192	23.3	33
Vertical	200	20.5	33
Vertical	216	22.7	33
Vertical	222	25.7	35.5
Vertical	250	21.9	35.5
Vertical	300	25.5	35.5
Vertical	350	26	35.5
Vertical	375	27.8	35.5
Vertical	400	24	35.5
Vertical	432	20.3	35.5
Vertical	500	23.5	35.5
Vertical	625	30	35.5
Vertical	687.5	24.1	35.5
Vertical	737.7	25.3	35.5
Vertical	750	27.9	35.5
Vertical	800	27.2	35.5
Vertical	875	32.3	35.5
Horizontal	200	24.3	33
Horizontal	240	24.3	35.5
Horizontal	250	27.8	35.5
Horizontal	325	26.5	35.5
Horizontal	375	35.5	35.5
Horizontal	400	27.8	35.5
Horizontal	500	33	35.5
Horizontal	600	24	35.5
Horizontal	625	28.4	35.5
Horizontal	750	28.2	35.5
Horizontal	800	26.9	35.5
Horizontal	875	29	35.5
Horizontal	900	27.1	35.5



L C I E

Below 1GHz LPL-C060120500ZS				
Polarization	Frequency (MHz)	Peak Level (dB μ V/m)	QPeak Level (dB μ V/m)	Limit (dB μ V/m)
-	40	25.63	-	29.5
-	55.9	25.36	-	29.5
-	375	35.47	-	35.5
-	500	33.05	-	35.5
-	875	32.3	-	35.5

Below 1GHz MSA-Z5000IS12.060A-P				
Polarization	Frequency (MHz)	Peak Level (dB μ V/m)	QPeak Level (dB μ V/m)	Limit (dB μ V/m)
-	39.4	25.12	-	29.5
-	48	25.79	-	29.5
-	375	35.47	-	35.5
-	500	33.05	-	35.5
-	875	32.3	-	35.5

Below 1GHz A15-060P1A				
Polarization	Frequency (MHz)	Peak Level (dB μ V/m)	QPeak Level (dB μ V/m)	Limit (dB μ V/m)
-	39.4	25.12	-	29.5
-	48	26.14	-	29.5
-	375	35.47	-	35.5
-	500	33.05	-	35.5
-	875	32.3	-	35.5



L C I E

Above 1GHz							
802.11a							
C1							
Polarization	Frequency (MHz)	Average Level (dB μ V/m)	Average Limit (dB μ V/m)	Peak Level (dB μ V/m)	Peak Level (dBm)	Peak Limit (dB μ V/m)	Peak Limit (dBm)
Vertical	1375	23.2	43.5	30	-76.9	63.5	-27
Vertical	1625	26.2	43.5	32.3	-74.7	63.5	-27

Above 1GHz							
802.11a							
C3							
Polarization	Frequency (MHz)	Average Level (dB μ V/m)	Average Limit (dB μ V/m)	Peak Level (dB μ V/m)	Peak Level (dBm)	Peak Limit (dB μ V/m)	Peak Limit (dBm)
Vertical	1375	23.2	43.5	30	-76.9	63.5	-27
Vertical	1625	26.2	43.5	32.3	-74.7	63.5	-27

Above 1GHz							
802.11a							
C4							
Polarization	Frequency (MHz)	Average Level (dB μ V/m)	Average Limit (dB μ V/m)	Peak Level (dB μ V/m)	Peak Level (dBm)	Peak Limit (dB μ V/m)	Peak Limit (dBm)
Vertical	1375	23.2	43.5	30	-76.9	63.5	-27
Vertical	1625	26.2	43.5	32.3	-74.7	63.5	-27



L C I E

Above 1GHz							
802.11a							
C6							
Polarization	Frequency (MHz)	Average Level (dBµV/m)	Average Limit (dBµV/m)	Peak Level (dBµV/m)	Peak Level (dBm)	Peak Limit (dBµV/m)	Peak Limit (dBm)
Vertical	1375	23.2	43.5	30	-76.9	63.5	-27
Vertical	1625	26.2	43.5	32.3	-74.7	63.5	-27

Above 1GHz							
802.11n HT20/ac VHT20							
C1							
Polarization	Frequency (MHz)	Average Level (dBµV/m)	Average Limit (dBµV/m)	Peak Level (dBµV/m)	Peak Level (dBm)	Peak Limit (dBµV/m)	Peak Limit (dBm)
Vertical	1375	23.2	43.5	30	-76.9	63.5	-27
Vertical	1625	26.2	43.5	32.3	-74.7	63.5	-27

Above 1GHz							
802.11n HT20/ac VHT20							
C3							
Polarization	Frequency (MHz)	Average Level (dBµV/m)	Average Limit (dBµV/m)	Peak Level (dBµV/m)	Peak Level (dBm)	Peak Limit (dBµV/m)	Peak Limit (dBm)
Vertical	1375	23.2	43.5	30	-76.9	63.5	-27
Vertical	1625	26.2	43.5	32.3	-74.7	63.5	-27

Above 1GHz							
802.11n HT20/ac VHT20							
C4							
Polarization	Frequency (MHz)	Average Level (dBµV/m)	Average Limit (dBµV/m)	Peak Level (dBµV/m)	Peak Level (dBm)	Peak Limit (dBµV/m)	Peak Limit (dBm)
Vertical	1375	23.2	43.5	30	-76.9	63.5	-27
Vertical	1625	26.2	43.5	32.3	-74.7	63.5	-27

Above 1GHz							
802.11n HT20/ac VHT20							
C6							
Polarization	Frequency (MHz)	Average Level (dBµV/m)	Average Limit (dBµV/m)	Peak Level (dBµV/m)	Peak Level (dBm)	Peak Limit (dBµV/m)	Peak Limit (dBm)
Vertical	1375	23.2	43.5	30	-76.9	63.5	-27
Vertical	1625	26.2	43.5	32.3	-74.7	63.5	-27



L C I E

Above 1GHz							
802.11n HT40/ac VHT40							
C14							
Polarization	Frequency (MHz)	Average Level (dB μ V/m)	Average Limit (dB μ V/m)	Peak Level (dB μ V/m)	Peak Level (dBm)	Peak Limit (dB μ V/m)	Peak Limit (dBm)
Vertical	1375	23.2	43.5	30	-76.9	63.5	-27
Vertical	1625	26.2	43.5	32.3	-74.7	63.5	-27

Above 1GHz							
802.11n HT40/ac VHT40							
C15							
Polarization	Frequency (MHz)	Average Level (dB μ V/m)	Average Limit (dB μ V/m)	Peak Level (dB μ V/m)	Peak Level (dBm)	Peak Limit (dB μ V/m)	Peak Limit (dBm)
Vertical	1375	23.2	43.5	30	-76.9	63.5	-27
Vertical	1625	26.2	43.5	32.3	-74.7	63.5	-27

Above 1GHz							
802.11n HT40/ac VHT40							
C16							
Polarization	Frequency (MHz)	Average Level (dB μ V/m)	Average Limit (dB μ V/m)	Peak Level (dB μ V/m)	Peak Level (dBm)	Peak Limit (dB μ V/m)	Peak Limit (dBm)
Vertical	1375	23.2	43.5	30	-76.9	63.5	-27
Vertical	1625	26.2	43.5	32.3	-74.7	63.5	-27

Above 1GHz							
802.11n HT40/ac VHT40							
C17							
Polarization	Frequency (MHz)	Average Level (dB μ V/m)	Average Limit (dB μ V/m)	Peak Level (dB μ V/m)	Peak Level (dBm)	Peak Limit (dB μ V/m)	Peak Limit (dBm)
Vertical	1375	23.2	43.5	30	-76.9	63.5	-27
Vertical	1625	26.2	43.5	32.3	-74.7	63.5	-27



L C I E

Above 1GHz							
802.11ac VHT80							
C24							
Polarization	Frequency (MHz)	Average Level (dB μ V/m)	Average Limit (dB μ V/m)	Peak Level (dB μ V/m)	Peak Level (dBm)	Peak Limit (dB μ V/m)	Peak Limit (dBm)
Vertical	1625	24.2	43.5	31.8	-75.2	63.5	-27

Above 1GHz							
802.11ac VHT80							
C25							
Polarization	Frequency (MHz)	Average Level (dB μ V/m)	Average Limit (dB μ V/m)	Peak Level (dB μ V/m)	Peak Level (dBm)	Peak Limit (dB μ V/m)	Peak Limit (dBm)
Vertical	1625	24.2	43.5	31.8	-75.2	63.5	-27

8.7. CONCLUSION

Unwanted emissions & Undesirable emission measurement performed on the sample of the product **BELL CANADA FAST 5566**, SN: **DM1603203000012** , in configuration and description presented in this test report, show levels **compliant** to the 47 CFR PART 15.407 & RSS 247 ISSUE 1 limits.



9. UNCERTAINTIES CHART

47 CFR Part 15.407 & RSS 247 Kind of test	Wide uncertainty laboratory (k=2) $\pm x(\text{dB}) / (\text{Hz}) /$ ms	Uncertainty limit
RF Output Power, Conducted	± 0.6 dB	± 1.5 dB
Power Spectral Density, Conducted	± 0.6 dB	± 3 dB
Unwanted Emissions, Conducted	± 0.6 dB	± 3 dB
All Emissions, Radiated below 1GHz	± 3.9 dB	± 6 dB
All Emissions, Radiated above 1GHz	± 3.1 dB	± 6 dB
Temperature	± 0.5 °C	± 3 °C

The uncertainty values calculated by the laboratory are lower than limit uncertainty values defined by the CISPR. The conformity of the sample is directly established by the applicable limits values. This table includes all uncertainties maximum feasible for testing in the laboratory, whether or not made in this report