

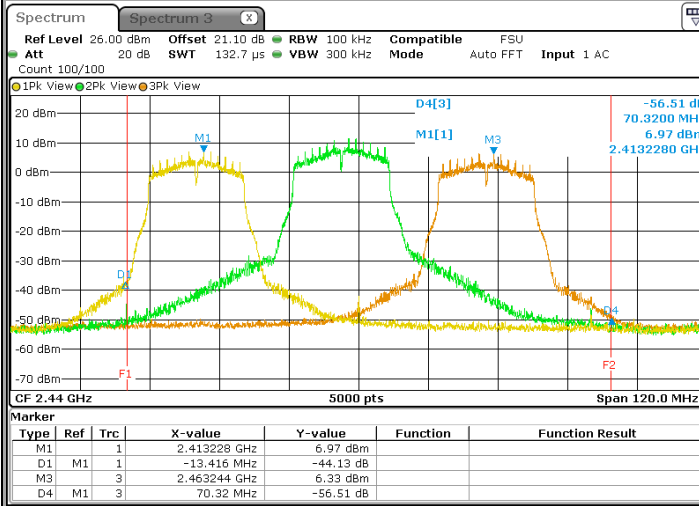


L C I E

802.11g

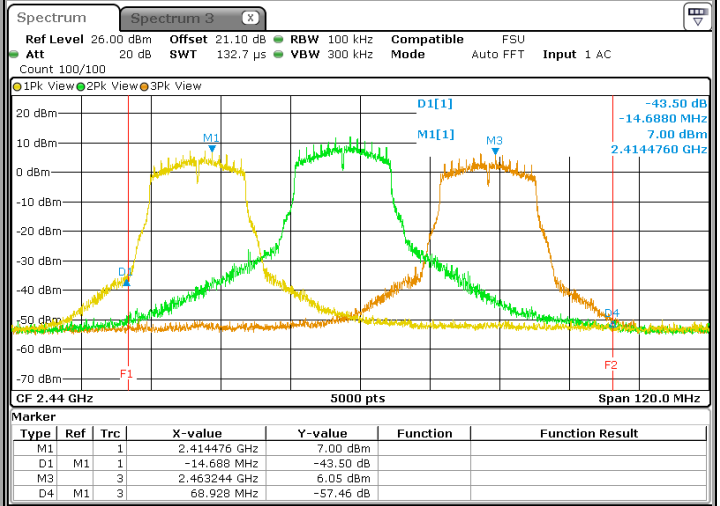
Cmin/Cnom/Cmax

Tx1



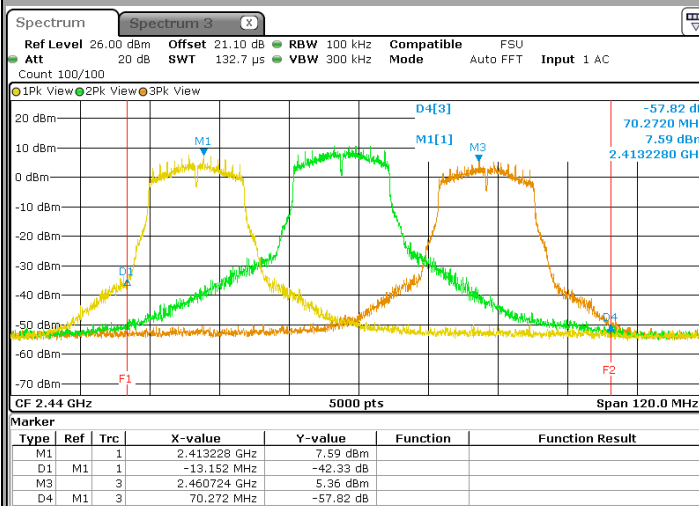
Date: 10.MAR.2016 16:21:36

Tx2



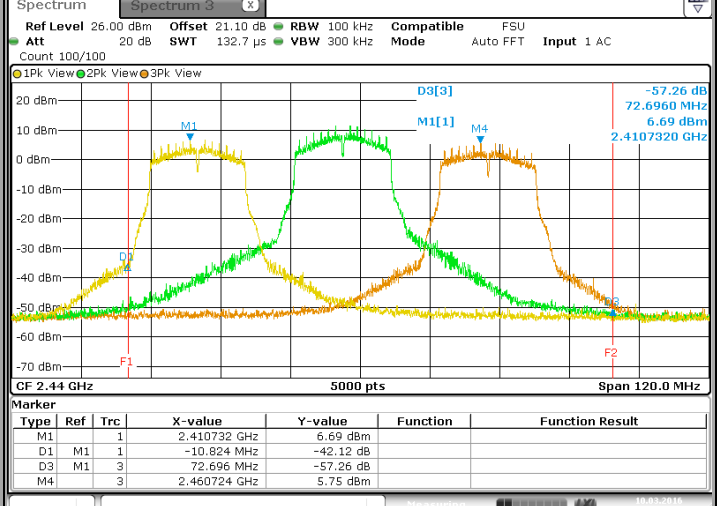
Date: 10.MAR.2016 16:30:17

Tx3



Date: 10.MAR.2016 16:53:21

Tx4



Date: 10.MAR.2016 16:15:55

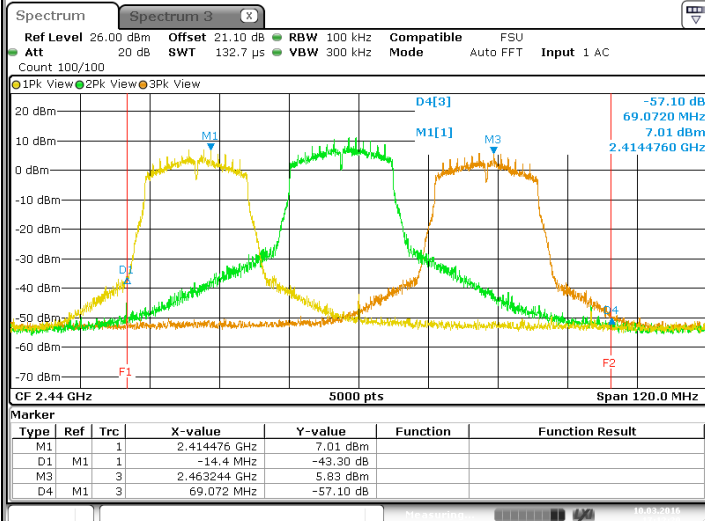


L C I E

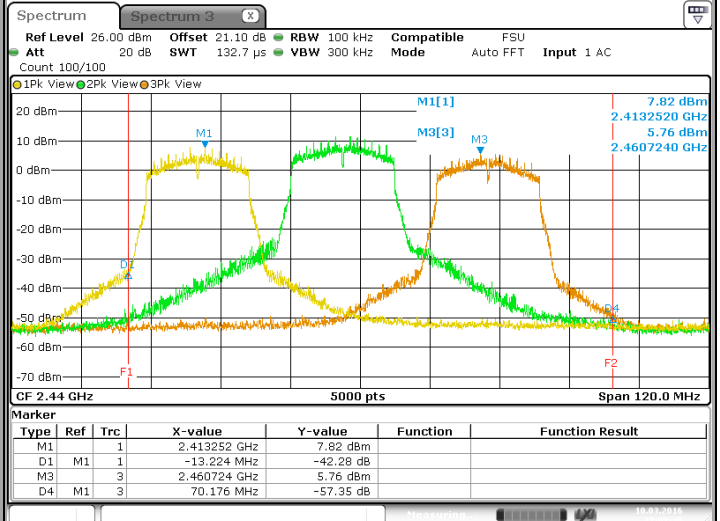
802.11n HT20

Cmin/Cnom/Cmax


Tx1



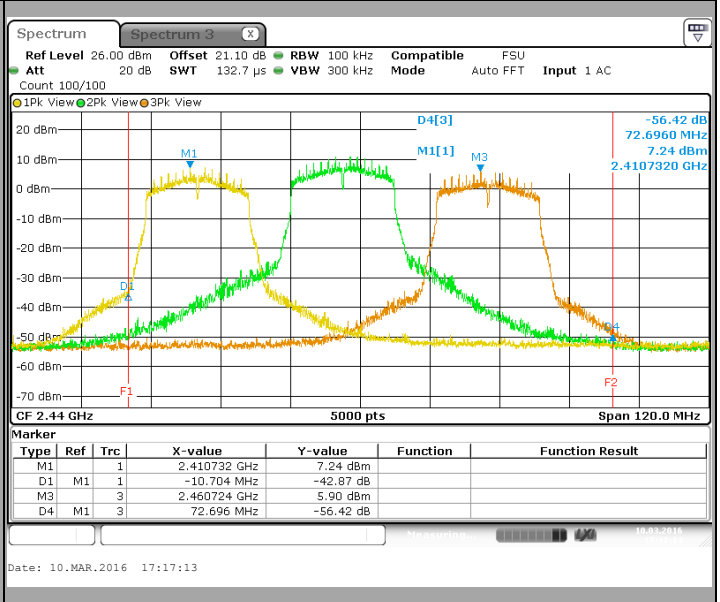
Tx2



Tx3



Tx4

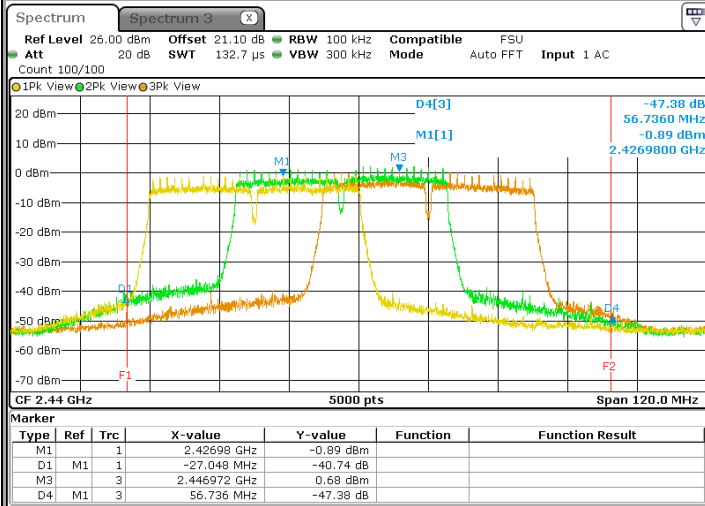




L C I E

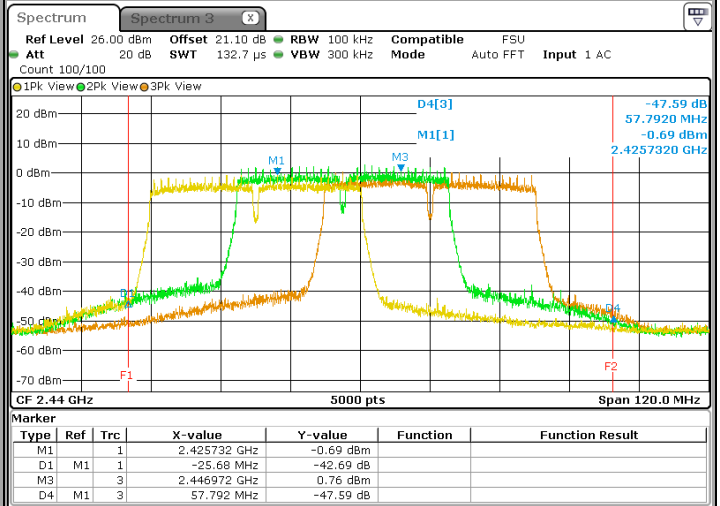
802.11n HT40
Cmin/Cnom/max

Tx1



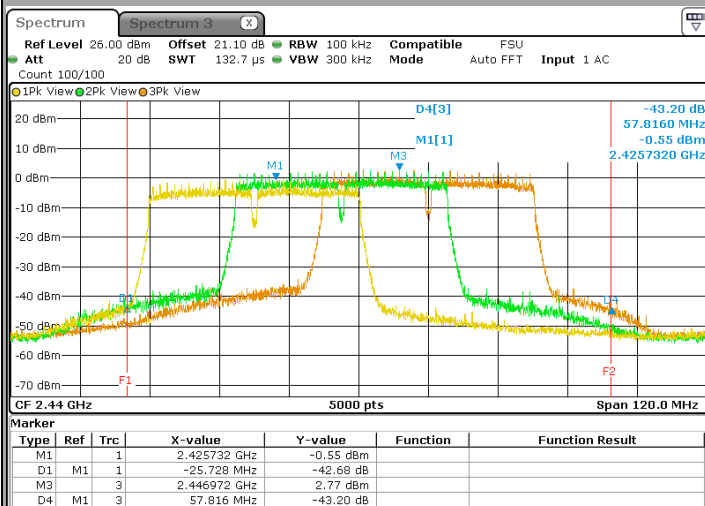
Date: 10.MAR.2016 17:22:47

Tx2



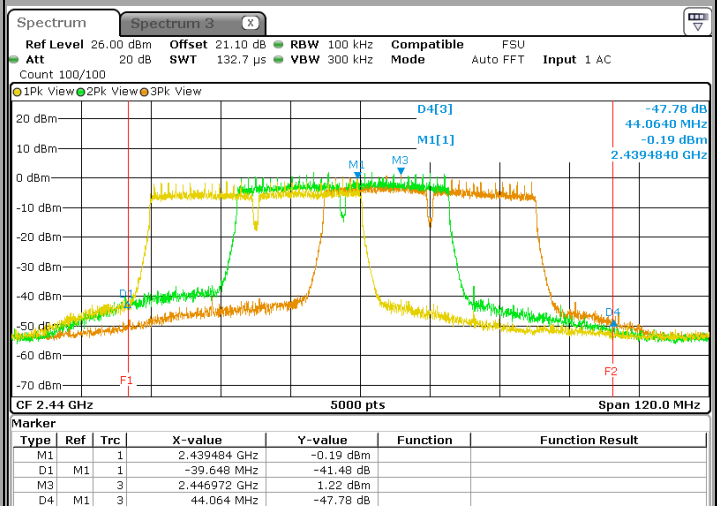
Date: 10.MAR.2016 17:36:59

Tx3



Date: 10.MAR.2016 17:43:00

Tx4



Date: 10.MAR.2016 17:29:49



802.11b		
Conducted Spurious Emission at the Band Edge (MHz)	2400	2483,5
Spurious Level (dBc)	58.22	63.61

802.11g		
Conducted Spurious Emission at the Band Edge (MHz)	2400	2483,5
Spurious Level (dBc)	44.13	57.82

802.11n HT20		
Conducted Spurious Emission at the Band Edge (MHz)	2400	2483,5
Spurious Level (dBc)	43.30	57.35

802.11n HT40		
Conducted Spurious Emission at the Band Edge (MHz)	2400	2483,5
Spurious Level (dBc)	42.69	47.78

8.6. CONCLUSION

Unwanted Emission into non-restricted frequency bands at the band edge measurement performed on the sample of the product **BELL CANADA FAST 5566**, SN: **DM1603203000012**, in configuration and description presented in this test report, show levels **compliant** to the **47 CFR PART 15.247 & RSS 247 ISSUE 1** limits.

9. UNWANTED EMISSIONS INTO NON-RESTRICTED FREQUENCY BANDS

9.1. TEST CONDITIONS

Test performed by : Armand MAHOUNGOU
Date of test : March 21, 2016
Ambient temperature : 24 °C
Relative humidity : 48 %

9.2. TEST SETUP

- The Equipment Under Test is installed:


- On a table
- In an anechoic chamber

- Measurement is performed with a spectrum analyzer in:

- Conducted Method
- Radiated Method

- Test Procedure:

- KDB 558074 D01 DTS Meas Guidance v03r05 § 11
- KDB 662911 D01 Multiple Transmitter Output v02r01



Photograph for Unwanted Emission into non-restricted frequency bands



9.3. LIMIT

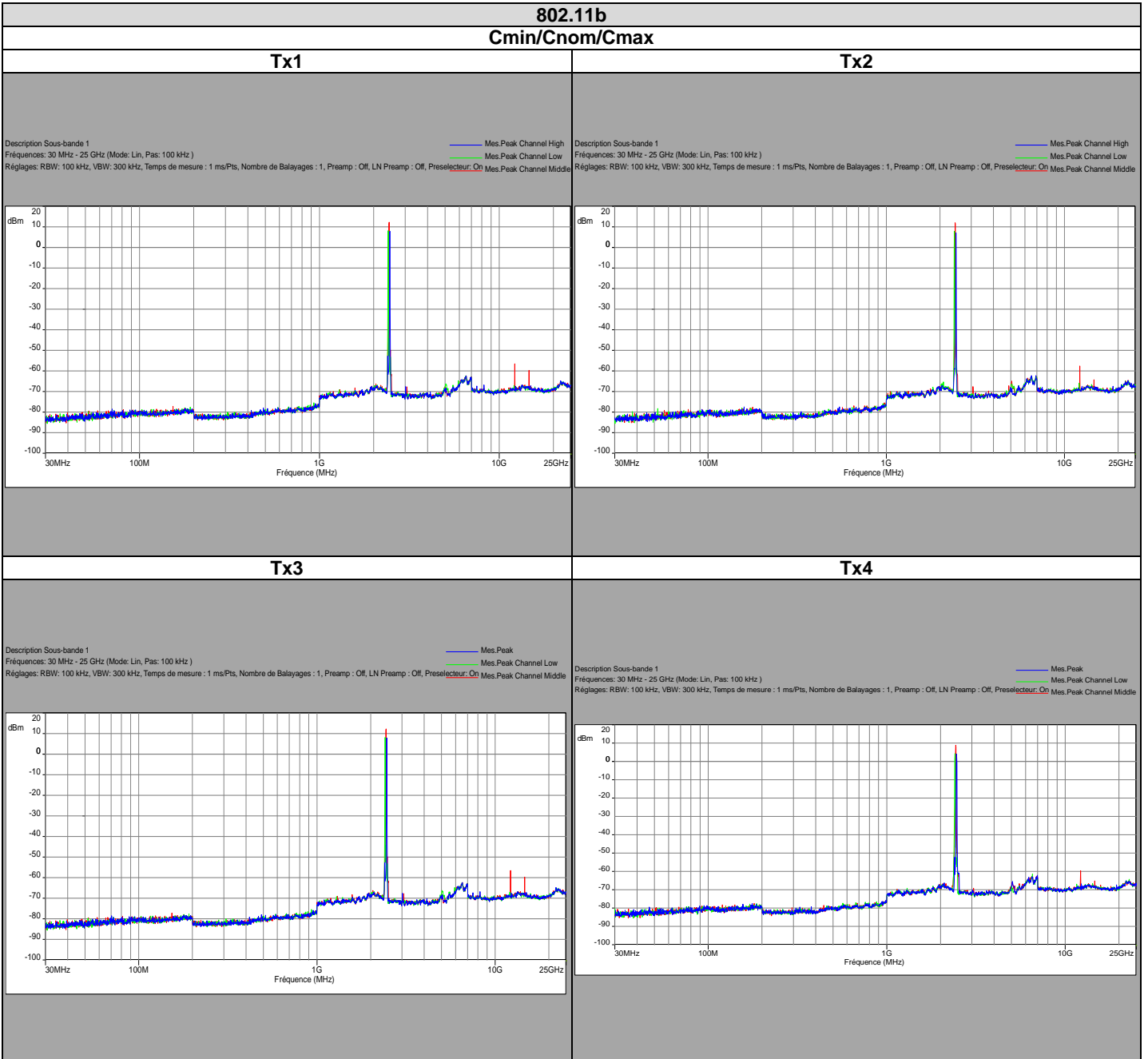
All Spurious Emissions must be at least 30dB (Average Conducted Power) below the Fundamental Radiator Level

9.4. TEST EQUIPMENT LIST

DESCRIPTION	MANUFACTURER	MODEL	N° LCIE	Cal_Date	Cal_Due
EMI receiver	ROHDE & SCHWARZ	ESI40 1088 740K40	A2642010	2015/05	2016/05
Programmable AC/DC power supply	-; KIKUSUI	PCR500M	A7040079	2014/05	2016/05
Measurement RF cable	-	Cordon 082-5454-1.5mtr	A5329624	2015/10	2017/10
Multi-meter	ISOTECH	IDM 91E	A1240253	2015/08	2016/08
Load 50 ohms	-; TELEGARTNER	-	A7150103	2015/10	2016/10
Load 50 ohms	TELEGARTNER	-	A7150104	2015/10	2016/10
Load 50 ohms	TELEGARTNER	-	A7150105	2015/10	2016/10

Note : In our Quality System, the calibration due of our equipment is more or less 2 months.

9.5. RESULTS

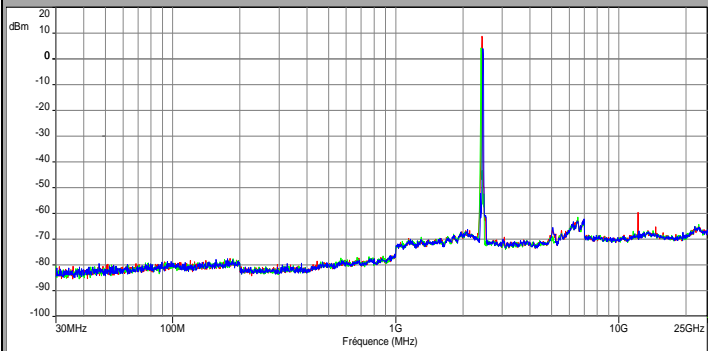


802.11g

Cmin/Cnom/Cmax

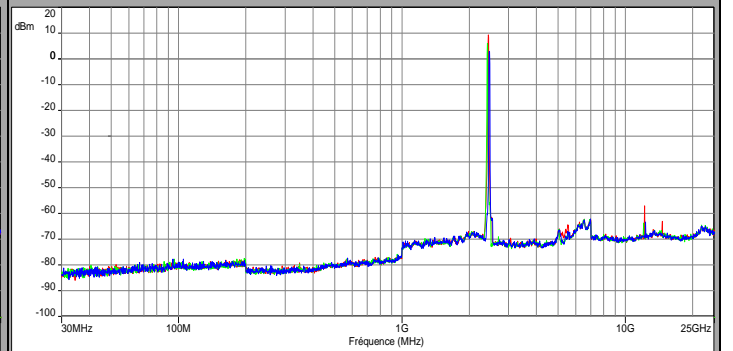
Tx1

Description Sous-bande 1
 Fréquences: 30 MHz - 25 GHz (Mode: Lin, Pas: 100 kHz)
 Réglages: RBW: 100 kHz, VBW: 300 kHz, Temps de mesure : 1 ms/Pts, Nombre de Balayages : 1, Preamp : Off, LN Preamp : Off, Preselecteur: Off
 Mes.Peak Channel High
 Mes.Peak Channel Low
 Mes.Peak Channel Middle



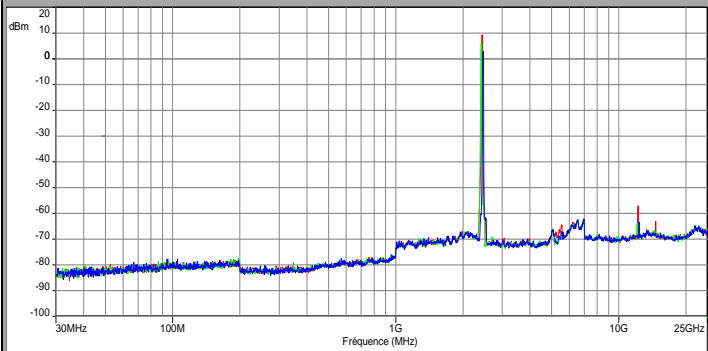
Tx2

Description Sous-bande 1
 Fréquences: 30 MHz - 25 GHz (Mode: Lin, Pas: 100 kHz)
 Réglages: RBW: 100 kHz, VBW: 300 kHz, Temps de mesure : 1 ms/Pts, Nombre de Balayages : 1, Preamp : Off, LN Preamp : Off, Preselecteur: Off
 Mes.Peak Channel High
 Mes.Peak Channel Low
 Mes.Peak Channel Middle



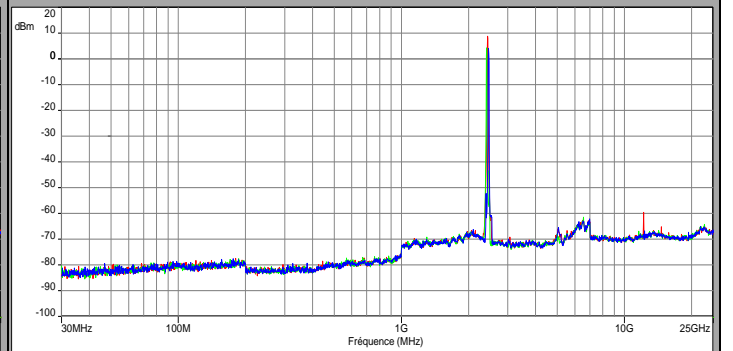
Tx3

Description Sous-bande 1
 Fréquences: 30 MHz - 25 GHz (Mode: Lin, Pas: 100 kHz)
 Réglages: RBW: 100 kHz, VBW: 300 kHz, Temps de mesure : 1 ms/Pts, Nombre de Balayages : 1, Preamp : Off, LN Preamp : Off, Preselecteur: Off
 Mes.Peak Channel High
 Mes.Peak Channel Low
 Mes.Peak Channel Middle



Tx4

Description Sous-bande 1
 Fréquences: 30 MHz - 25 GHz (Mode: Lin, Pas: 100 kHz)
 Réglages: RBW: 100 kHz, VBW: 300 kHz, Temps de mesure : 1 ms/Pts, Nombre de Balayages : 1, Preamp : Off, LN Preamp : Off, Preselecteur: Off
 Mes.Peak Channel High
 Mes.Peak Channel Low
 Mes.Peak Channel Middle

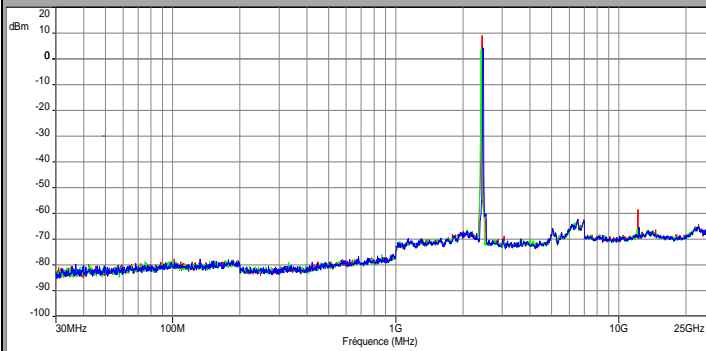


802.11n HT20

Cmin/Cnom/Cmax

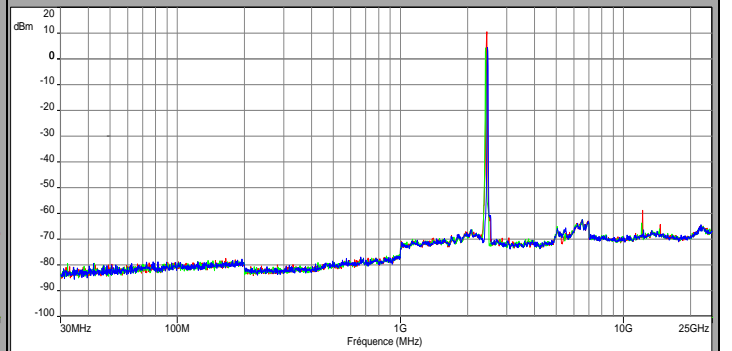
Tx1

Description Sous-bande 1
 Fréquences: 30 MHz - 25 GHz (Mode: Lin, Pas: 100 kHz)
 Réglages: RBW: 100 kHz, VBW: 300 kHz, Temps de mesure : 1 ms/Pts, Nombre de Balayages : 1, Preamp : Off, LN Preamp : Off, Preselecteur: Mes.Peak Channel Middle



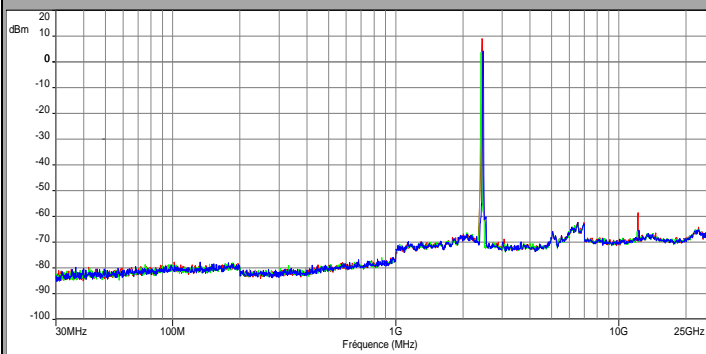
Tx2

Description Sous-bande 1
 Fréquences: 30 MHz - 25 GHz (Mode: Lin, Pas: 100 kHz)
 Réglages: RBW: 100 kHz, VBW: 300 kHz, Temps de mesure : 1 ms/Pts, Nombre de Balayages : 1, Preamp : Off, LN Preamp : Off, Preselecteur: Mes.Peak Channel Middle



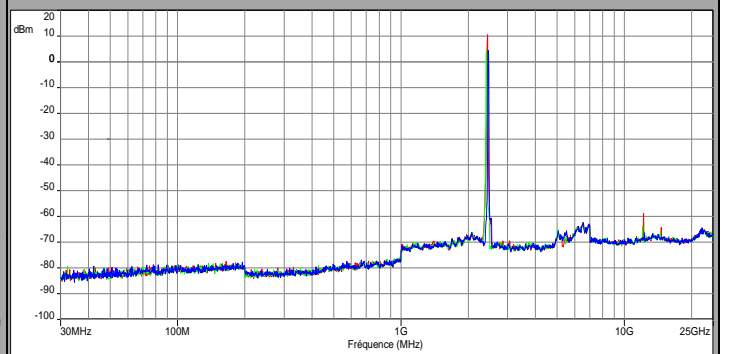
Tx3

Description Sous-bande 1
 Fréquences: 30 MHz - 25 GHz (Mode: Lin, Pas: 100 kHz)
 Réglages: RBW: 100 kHz, VBW: 300 kHz, Temps de mesure : 1 ms/Pts, Nombre de Balayages : 1, Preamp : Off, LN Preamp : Off, Preselecteur: Mes.Peak Channel Middle



Tx4

Description Sous-bande 1
 Fréquences: 30 MHz - 25 GHz (Mode: Lin, Pas: 100 kHz)
 Réglages: RBW: 100 kHz, VBW: 300 kHz, Temps de mesure : 1 ms/Pts, Nombre de Balayages : 1, Preamp : Off, LN Preamp : Off, Preselecteur: Mes.Peak Channel Middle



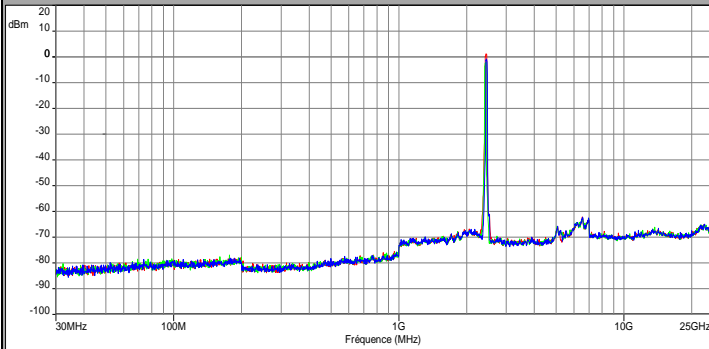
802.11n HT40

Cmin/Cnom/max

Tx1

Description Sous-bande 1
 Fréquences: 30 MHz - 25 GHz (Mode: Lin, Pas: 100 kHz)
 Réglages: RBW: 100 kHz, VBW: 300 kHz, Temps de mesure : 1 ms/Pts, Nombre de Balayages : 1, Preamp : Off, LN Preamp : Off, Preselecteur: On

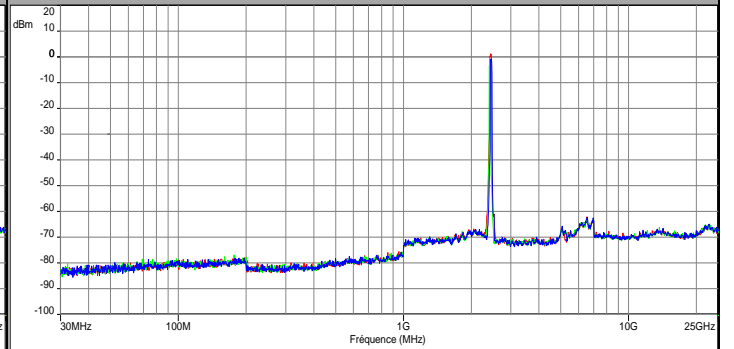
Mes.Peak Channel High
 Mes.Peak Channel Low
 Mes.Peak Channel Middle



Tx2

Description Sous-bande 1
 Fréquences: 30 MHz - 25 GHz (Mode: Lin, Pas: 100 kHz)
 Réglages: RBW: 100 kHz, VBW: 300 kHz, Temps de mesure : 1 ms/Pts, Nombre de Balayages : 1, Preamp : Off, LN Preamp : Off, Preselecteur: On

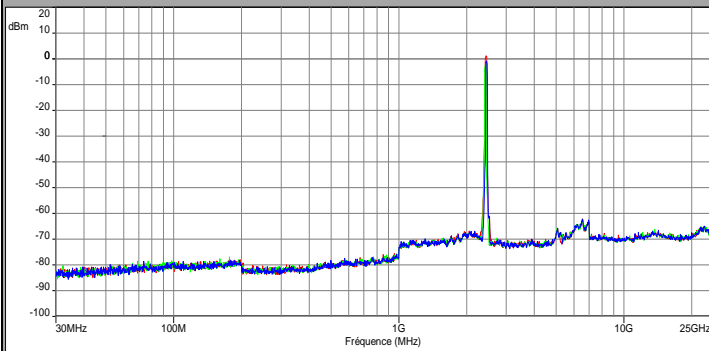
Mes.Peak Channel High
 Mes.Peak Channel Low
 Mes.Peak Channel Middle



Tx3

Description Sous-bande 1
 Fréquences: 30 MHz - 25 GHz (Mode: Lin, Pas: 100 kHz)
 Réglages: RBW: 100 kHz, VBW: 300 kHz, Temps de mesure : 1 ms/Pts, Nombre de Balayages : 1, Preamp : Off, LN Preamp : Off, Preselecteur: On

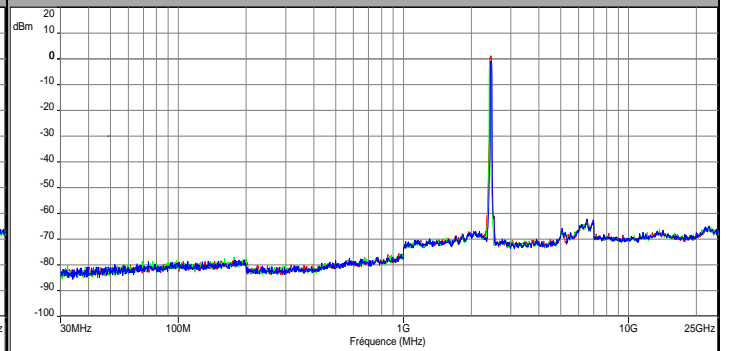
Mes.Peak Channel High
 Mes.Peak Channel Low
 Mes.Peak Channel Middle



Tx4

Description Sous-bande 1
 Fréquences: 30 MHz - 25 GHz (Mode: Lin, Pas: 100 kHz)
 Réglages: RBW: 100 kHz, VBW: 300 kHz, Temps de mesure : 1 ms/Pts, Nombre de Balayages : 1, Preamp : Off, LN Preamp : Off, Preselecteur: On

Mes.Peak Channel High
 Mes.Peak Channel Low
 Mes.Peak Channel Middle





802.11b		
Frequency (MHz)	Spurious Level (dBm)	Spurious Level (dBc)
12183.4	-56.59	68.92
14622	-59.77	72.10

802.11g		
Frequency (MHz)	Spurious Level (dBm)	Spurious Level (dBc)
12186	-59.59	68.40
14617.6	-65.17	73.98

802.11n HT20		
Frequency (MHz)	Spurious Level (dBm)	Spurious Level (dBc)
12183.7	-58.57	67.66

802.11n HT40		
Frequency (MHz)	Spurious Level (dBm)	Spurious Level (dBc)
No spurious observed		

9.6. CONCLUSION

Unwanted Emission into non-restricted frequency bands measurement performed on the sample of the product **BELL CANADA FAST 5566**, SN: **DM1603203000012**, in configuration and description presented in this test report, show levels **compliant** to the **47 CFR PART 15.247 & RSS 247 ISSUE 1** limits.

10. AC POWER LINE CONDUCTED EMISSIONS

10.1. TEST CONDITIONS

Test performed by :Laurent DENEUX
Date of test :April 5th to 7th, 2016
Ambient temperature :21 °C
Relative humidity :53 %

10.2. TEST SETUP

The product has been tested according to ANSI C63.10 (2013) method. The EUT is placed on the ground reference plane, at 80cm from the LISN. The distance between the EUT and the vertical ground plane is 40cm. Auxiliaries are powered by another LISN. The cable has been shorted to 1meter length. The EUT is powered through the LISN. Measurement is made with a receiver in peak mode. This was followed by a Quasi-Peak, i.e. CISPR measurement for any strong signal. If the average limit is met when using a Quasi-Peak detector, the EUT shall be deemed to meet both limits and measurement with the average detector is unnecessary. The LISN (measure) is $50\Omega / 50\mu\text{H}$. Interconnecting cables and equipment's were moved to position that maximized emission.



Photograph for AC Power Line Conducted Emissions (Front view)



Photograph for AC Power Line Conducted Emissions (Rear view)



Photograph for AC Power Line Conducted Emissions (Front view)



10.3. LIMIT

Quasi-Peak

0,15kHz to 0,5MHz: 66dB μ V to 56dB μ V*

0,5MHz to 5MHz: 56dB μ V

5MHz to 30MHz: 60dB μ V

Average

0,15kHz to 0,5MHz: 56dB μ V to 46dB μ V*

0,5MHz to 5MHz: 46dB μ V

5MHz to 30MHz: 50dB μ V

*Decreases with the logarithm of the frequency

10.4. TEST EQUIPMENT LIST

Description	Manufacturer	Model	Identifier	Cal. Date	Cal. Due
EMI Test Receiver	ROHDE & SCHWARZ	ESU	A2642018	2016-03	2017-03
EMI Test Receiver	RHODE & SCHWARZ	ESIB26	A2642021	2015-12	2016-12
V ISLN	ROHDE & SCHWARZ	ESH2-Z5	C2322001	2015-06	2016-06
Pulse limiter	ROHDE & SCHWARZ	ESH3-Z2	A2649008	2016-03	2017-03
Cable	-	-	A5329417	2015-10	2016-10
Artificial hand	LCIE		A7484060	2016-01	2017-01
Ground plane	LCIE	-	-	-	-

Note : In our Quality System, the calibration due of our equipment is more or less 2 months.

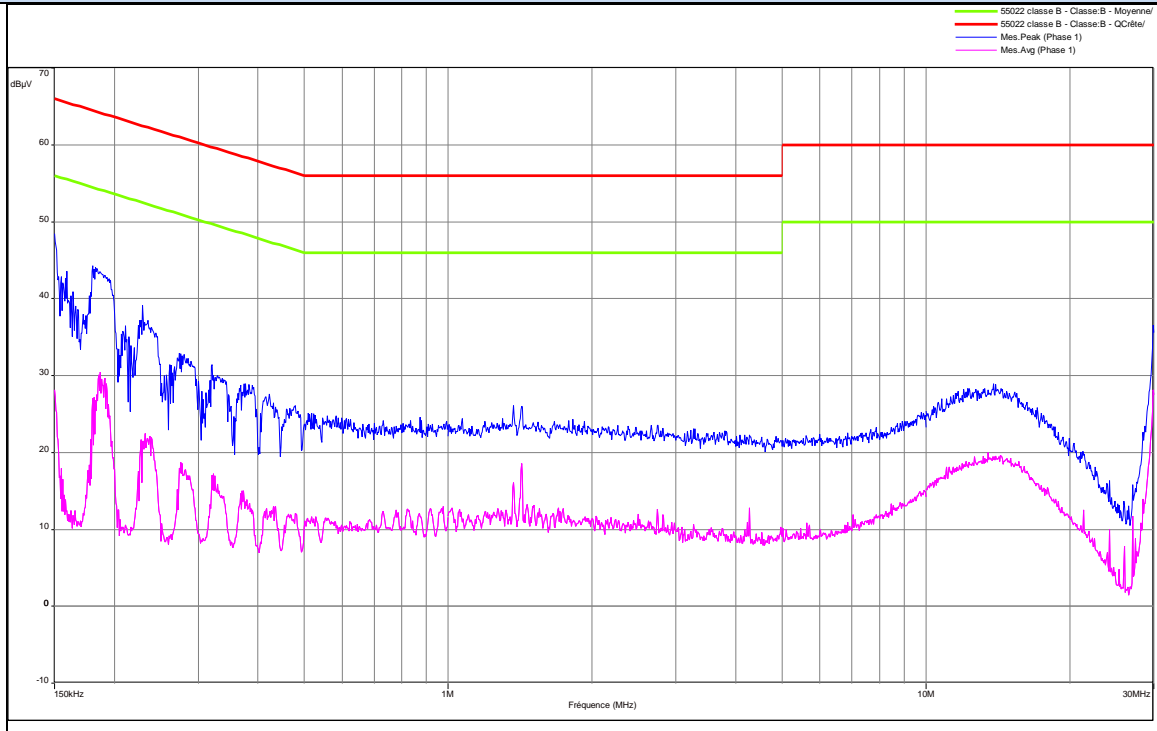
10.5. DIVERGENCE, ADDITION OR SUPPRESSION ON THE TEST SPECIFICATION

None Divergence:

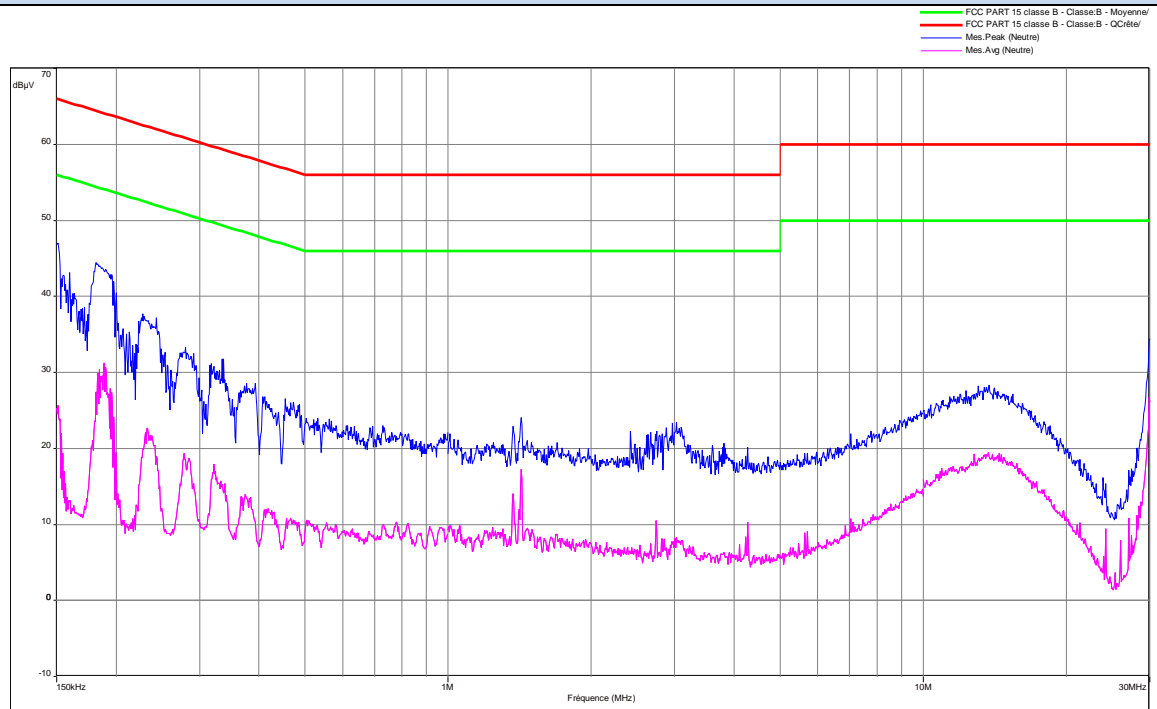
10.6. RESULTS

802.11b
Power supply NBS60C120500M2

Phase Line



Neutral Line





Phase Line

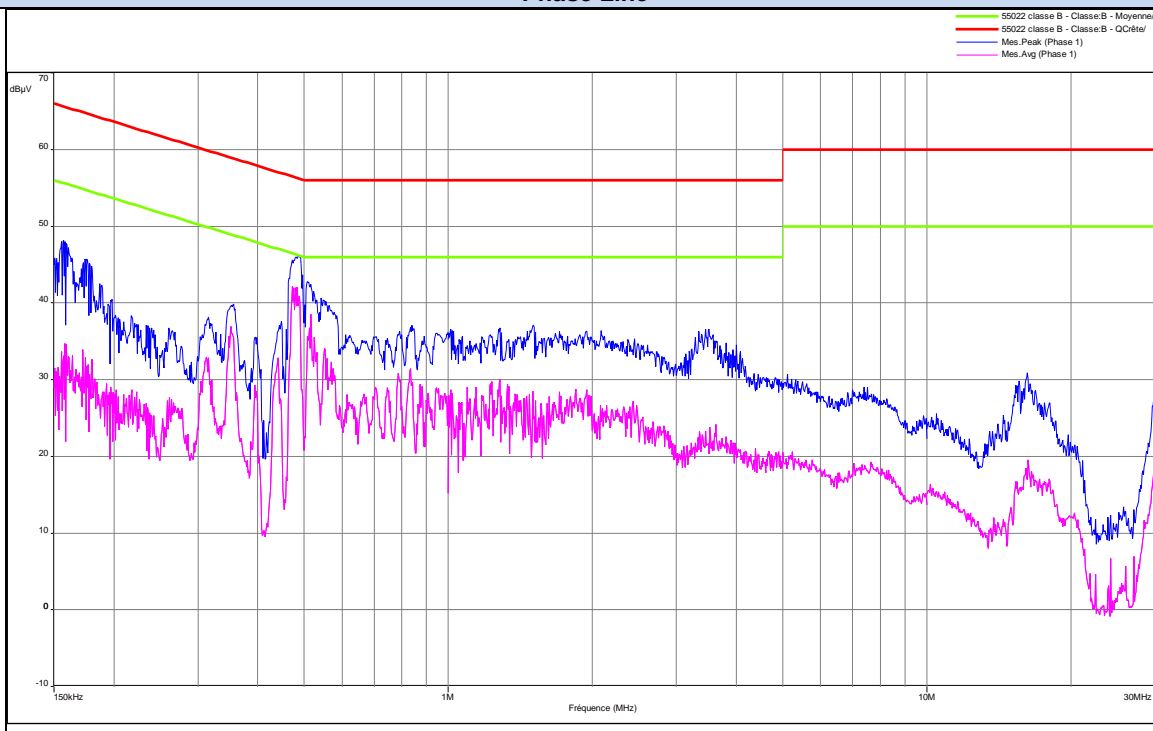
Frequency (MHz)	Peak Level (dB μ V)	Quasi-Peak Limit (dB μ V)	Average Level (dB μ V)	Average Limit (dB μ V)
0.151	53	65.9	41.5	55.9
0.3	41.7	60.1	33.5	50.1
1.59	28	56	16.4	46
12.23	30.8	60	21.7	56
29.8	30.1	60	20.5	56

Neutral Line

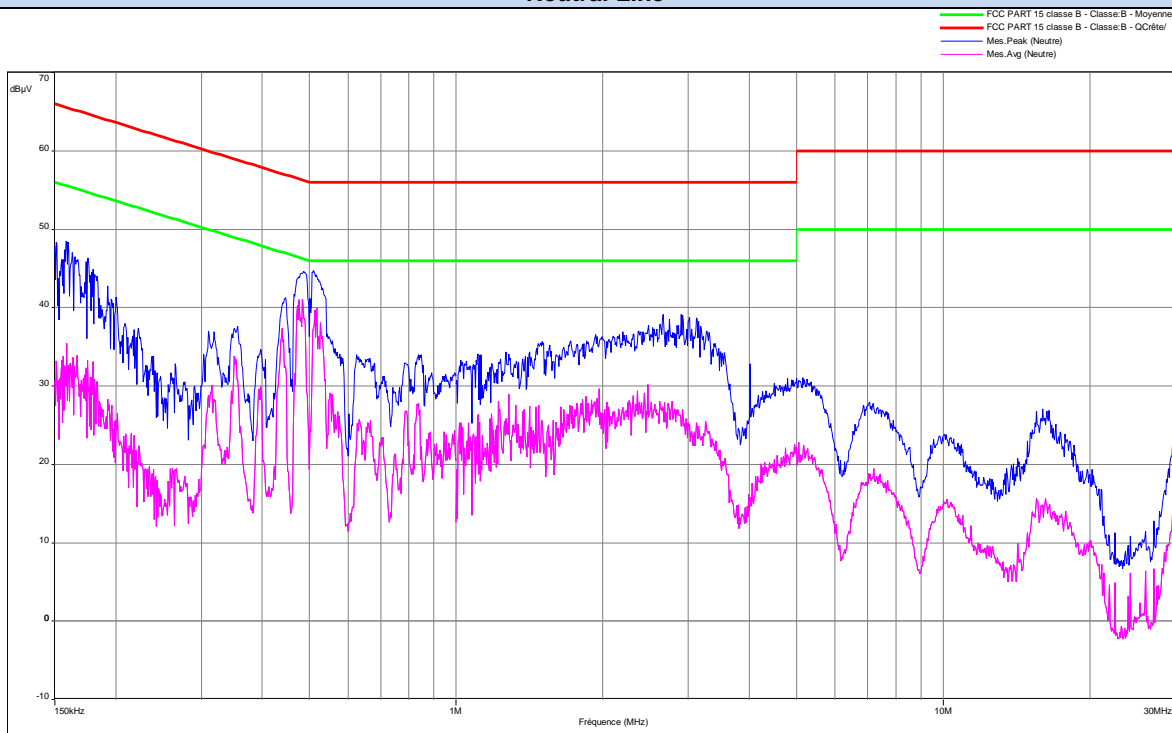
Frequency (MHz)	Peak Level (dB μ V)	Quasi-Peak Limit (dB μ V)	Average Level (dB μ V)	Average Limit (dB μ V)
0.151	52.7	65.9	43.3	55.9
0.3	41.1	60.2	35.2	50.2
1.574	25.5	56	20.5	46
14.78	28	60	18.8	50
29.98	36.4	60	24.4	50

802.11b
Power supply LPL-C060120500ZS

Phase Line



Neutral Line





Phase Line

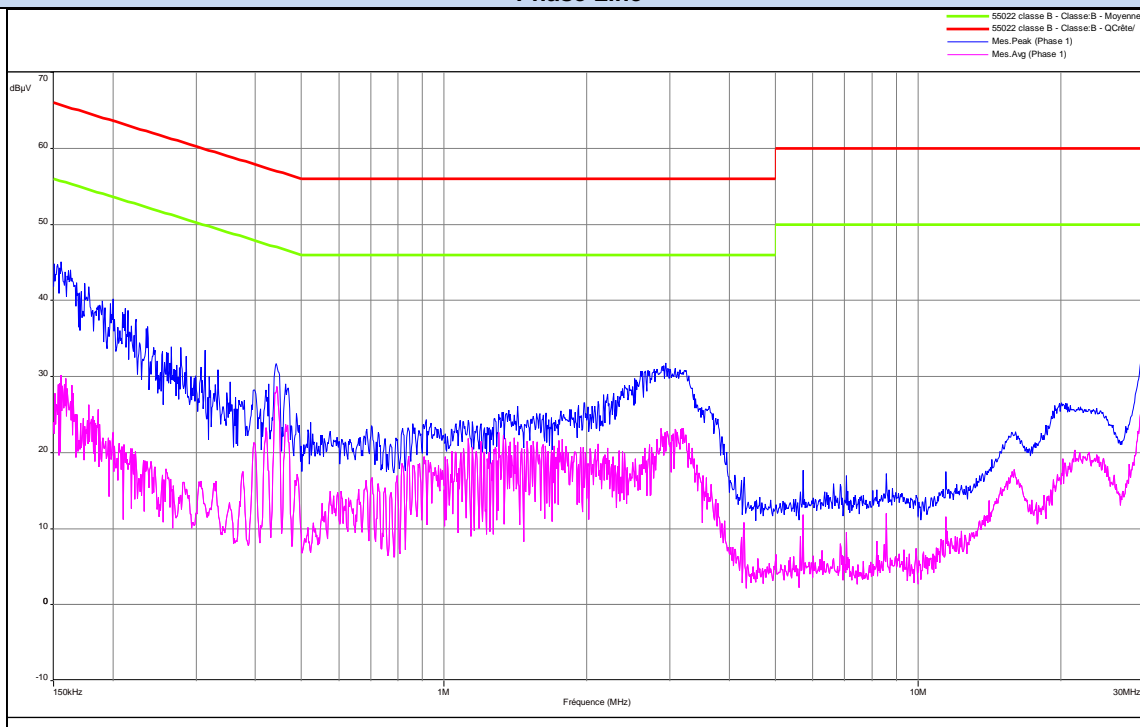
Frequency (MHz)	Peak Level (dB μ V)	Quasi-Peak Limit (dB μ V)	Average Level (dB μ V)	Average Limit (dB μ V)
0.157	48.2	65.6	34.6	55.6
0.489	46	56.2	41.9	46.2
3.512	36.5	56	25.7	46
16.22	31	60	17	50
29.9	30.1	60	23.2	50

Neutral Line

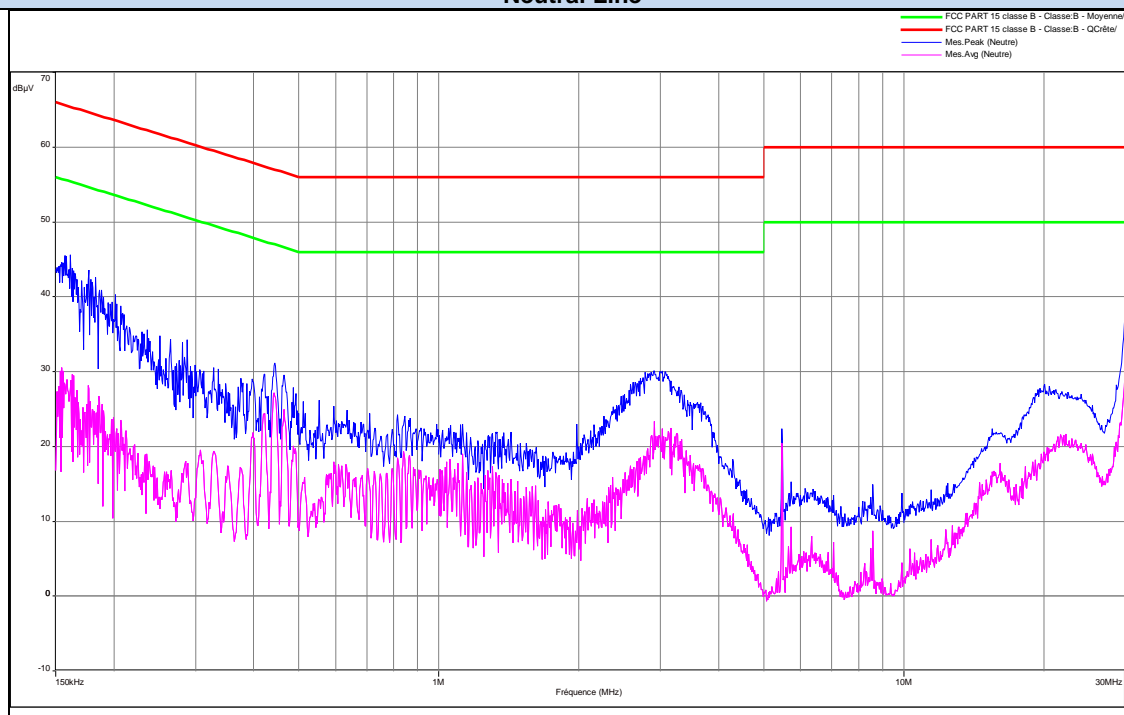
Frequency (MHz)	Peak Level (dB μ V)	Quasi-Peak Limit (dB μ V)	Average Level (dB μ V)	Average Limit (dB μ V)
0.158	48.5	65.6	35.4	55.6
0.509	44.7	56	41.2	46
2.652	38.5	56	30.1	46
15.55	26.8	60	15.6	50
29.98	29	60	22.5	50

802.11b
Power supply MSA-Z5000IS12.060A-P

Phase Line



Neutral Line



Phase Line

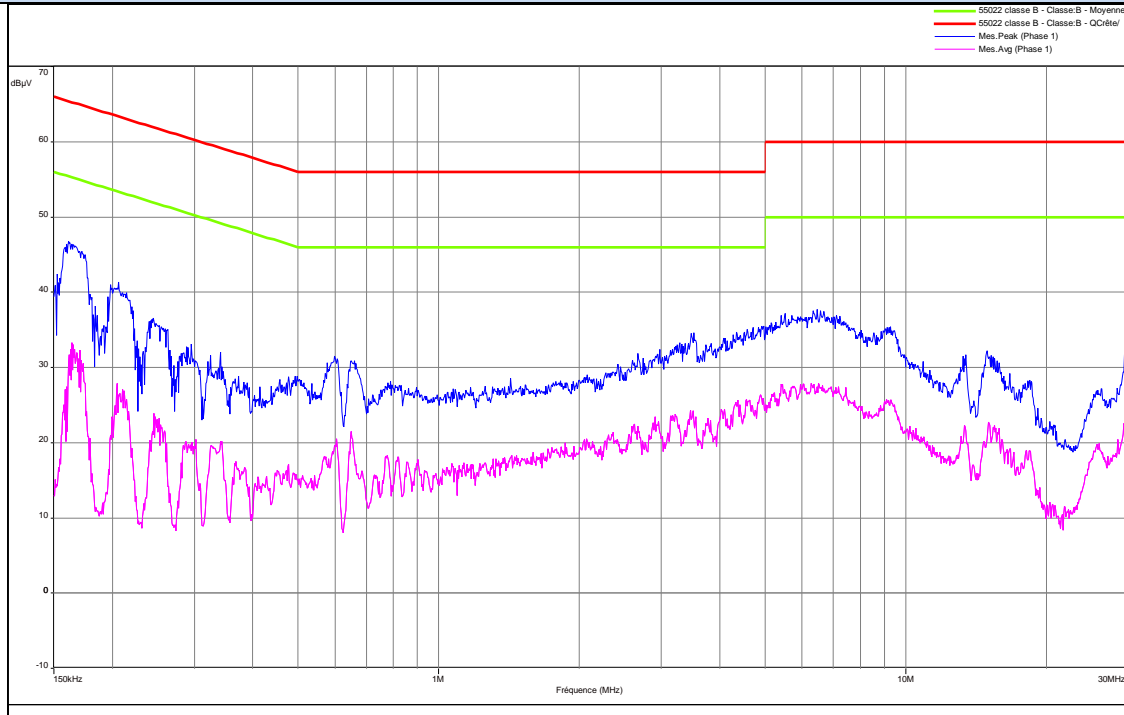
Frequency (MHz)	Peak Level (dB μ V)	Quasi-Peak Limit (dB μ V)	Average Level (dB μ V)	Average Limit (dB μ V)
0.155	45.1	65.7	30.1	55.7
0.442	31.6	57	28.6	47
2.884	31.2	56	23.1	46
20.22	26	60	19.2	50
29.85	36	60	27.8	50

Neutral Line

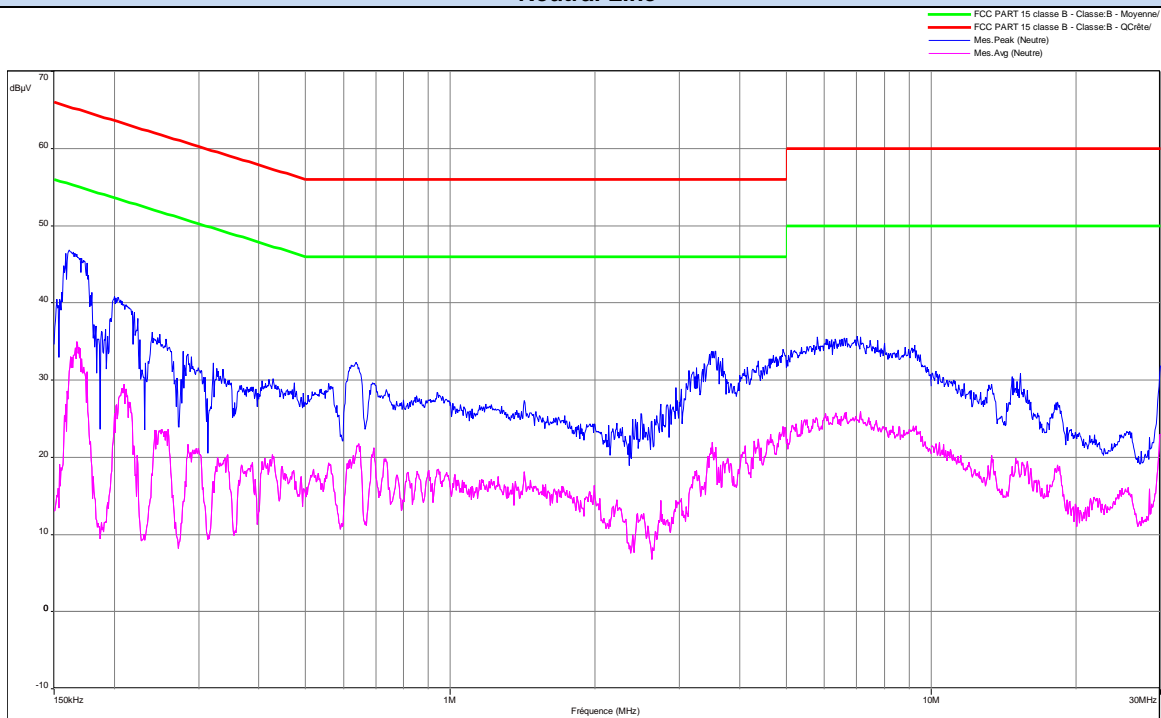
Frequency (MHz)	Peak Level (dB μ V)	Quasi-Peak Limit (dB μ V)	Average Level (dB μ V)	Average Limit (dB μ V)
0.158	45.6	65.5	30.1	55.5
0.442	30.8	57	27.2	47
2.904	30	56	23.3	46
20.05	28	60	19.2	50
28.63	28.2	60	20.6	50

802.11b
Power supply A15-060P1A

Phase Line



Neutral Line





Phase Line

Frequency (MHz)	Peak Level (dB μ V)	Quasi-Peak Limit (dB μ V)	Average Level (dB μ V)	Average Limit (dB μ V)
0.161	46.8	65.4	33.2	55.4
0.6	31.5	56	21.4	46
6.472	37.7	60	27.4	50
13.28	31.5	60	22.3	50
29.8	33.4	60	26	50

Neutral Line

Frequency (MHz)	Peak Level (dB μ V)	Quasi-Peak Limit (dB μ V)	Average Level (dB μ V)	Average Limit (dB μ V)
0.160	46.7	65.4	33.7	55.4
0.636	32	56	21.7	46
3.51	36.7	60	26.4	60
15.33	31	60	20	60
29.77	32.8	60	23	60

10.7. CONCLUSION

Ac Power Line Conducted Emission measurement performed on the sample of the product **BELL CANADA FAST 5566**, SN: **DM1603203000012**, in configuration and description presented in this test report, show levels **compliant** to the 47 CFR PART 15.407 & RSS 247 ISSUE 1 limits.


11. UNWANTED EMISSIONS

11.1. TEST CONDITIONS

Test performed by :Laurent DENEUX
Date of test :March 14th to 16th, 2016
Ambient temperature :18°C
Relative humidity : 45%

11.2. TEST SETUP

The product has been tested according to ANSI C63.10 (2013). The EUT is placed **on an open area test site**. Distance between measuring antenna and the EUT is **10m**. Test is performed in horizontal (H) and vertical (V) polarization with **bilog** antenna below 1GHz and with a horn antenna above 1GHz. Measurement bandwidth was 120kHz below 1GHz and 1MHz above 1GHz. The level has been maximised by the turntable rotation of 360 degrees range on the 3 axis of EUT. Antenna height search was performed from 1 to 4m. The EUT is place at 1.5m high above 1GHz and at 0.8m high under 1GHz.



Photograph for Unwanted Emissions



Photograph for Unwanted Emissions



11.3. LIMIT

Limit at 10m:

30MHz to 88MHz:	29.5dB μ V/m QPeak
88MHz to 216MHz:	33dB μ V/m QPeak
216MHz to 960MHz:	35.5dB μ V/m QPeak
960MHz to 1000MHz:	43.5dB μ V/m QPeak
Above 1000MHz:	63.5B μ V/m Peak
	43.5B μ V/m Average

11.4. TEST EQUIPMENT LIST

Description	Manufacturer	Model	Identifier	Cal. Date	Cal. Due
Open test site	LCIE	-	F2000400	2015-06	2016-06
EMI Test Receiver	ROHDE & SCHWARZ	ESU	A2642018	2016-03	2017-03
EMI Test Receiver	ROHDE & SCHWARZ	ESIB	A2642021	2015-12	2016-12
EMI Test Receiver	ROHDE & SCHWARZ	ESI40 1088 740K40	A2642010	2015/05	2016/05
Pre amplifier	HEWLETT PACKARD	8449B	A4069002	2016-01	2017-01
Bilog antenna	CHASE	CBL 6112A	C2040040	2016-01	2017-01
Horn	EMCO	.3115	C2042016	2016-02	2017-02
Horn	PASTERNAK	PE9852/2F-20	C2042048	2015/05	2017/05
Horn	PASTERNAK	PE9850/2F-20	C2042052	2015/10	2016/01
Cable	-	-	A5329368	2015-11	2016-11
cable	-	-	A5329444	2015-11	2016-11
Cable	-	-	A5329449	2015-11	2016-11
Cable	-	-	A5329542	2016-02	2017-02

Note : In our Quality System, the calibration due of our equipment is more or less 2 months.

11.5. DIVERGENCE, ADDITION OR SUPPRESSION ON THE TEST SPECIFICATION

None Divergence:

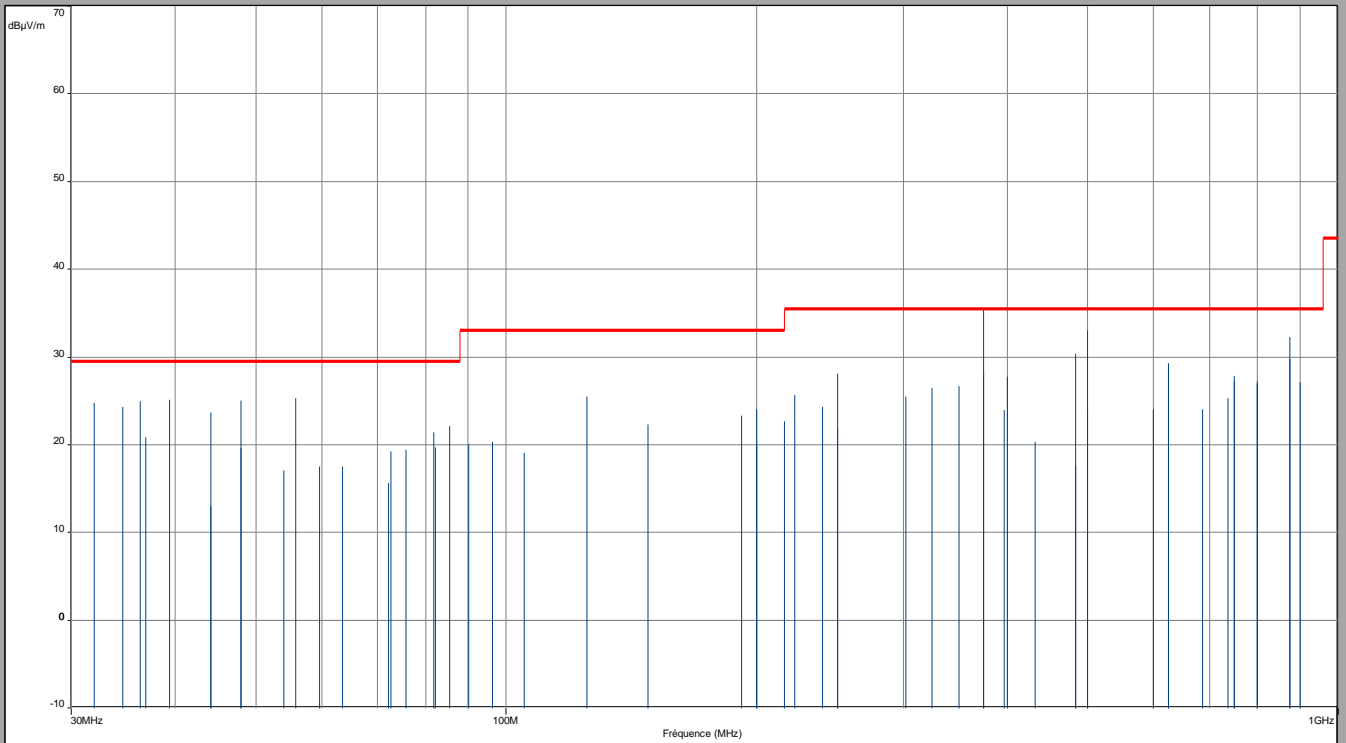
11.6. RESULTS



Below 1GHz
Power supply NBS60C120500M2

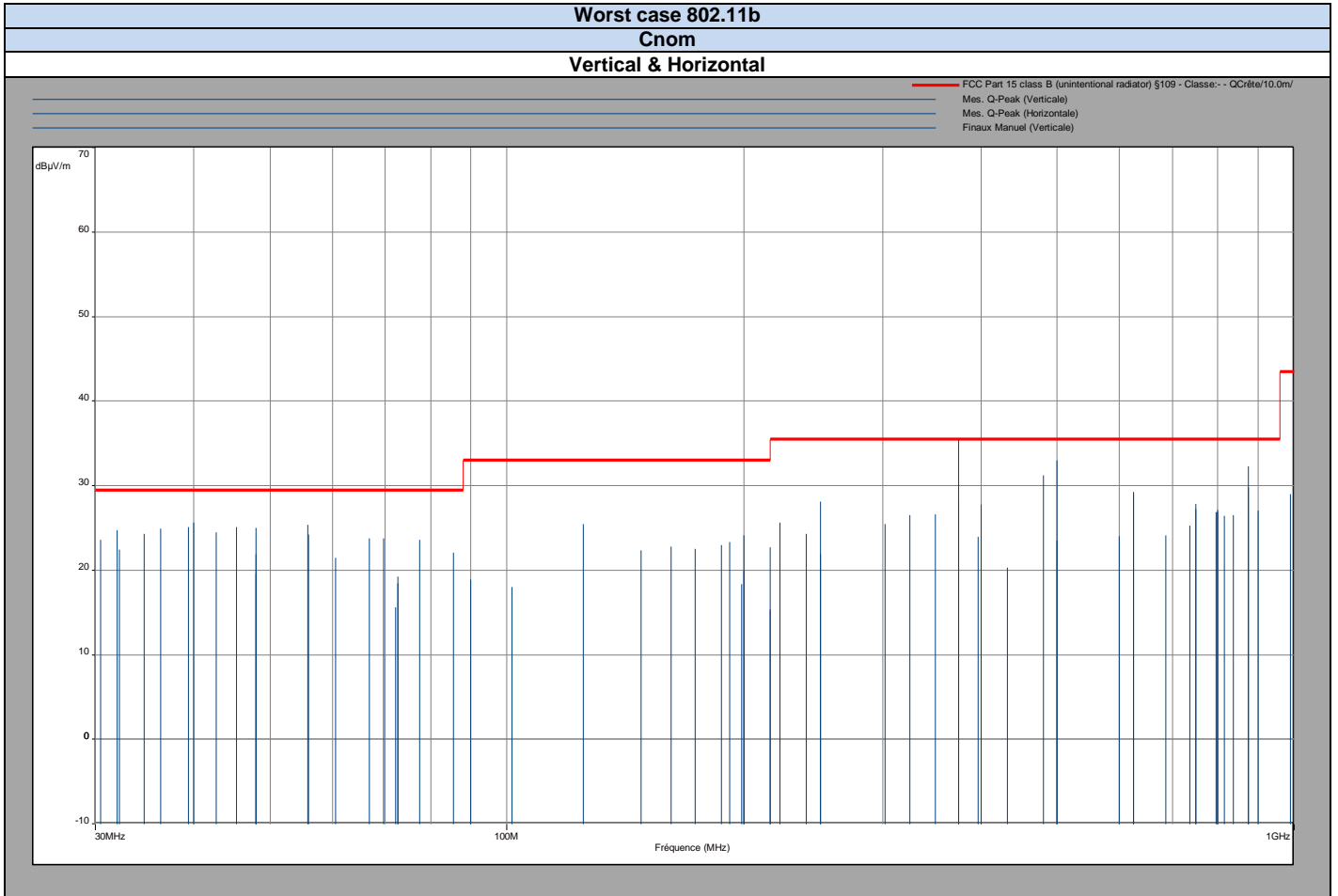
Worst case 802.11b
Cnom
Vertical & Horizontal

FCC Part 15 class B (unintentional radiator) §109 - Classe - - QCRéte/10.0m/
Mes. Q-Peak (Verticale)
Mes. Q-Peak (Horizontale)
Finaux Manuel (Verticale)
Finaux Manuel (Horizontale)





Below 1GHz
Power supply LPL-C060120500ZS



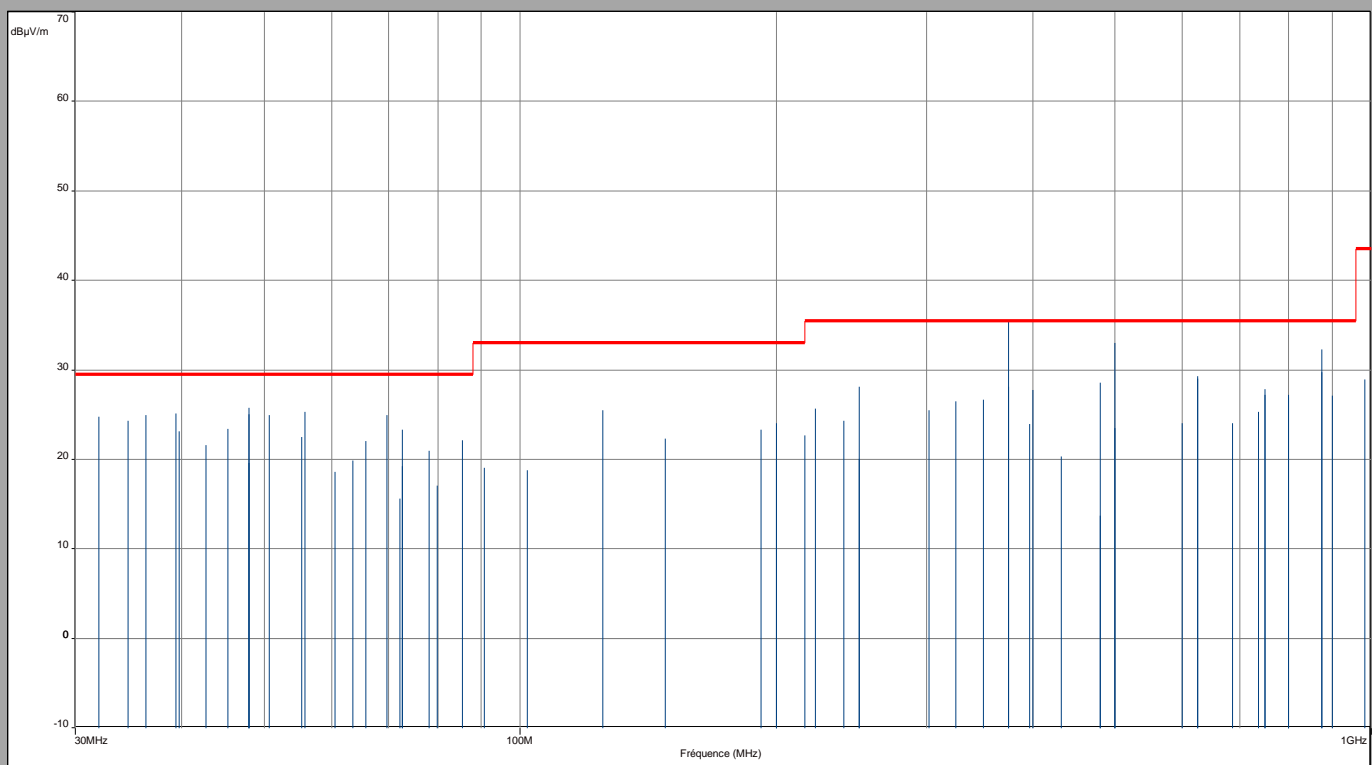
Below 1GHz
Power supply MSA-Z5000IS12.060A-P

Worst case 802.11b

Cnom

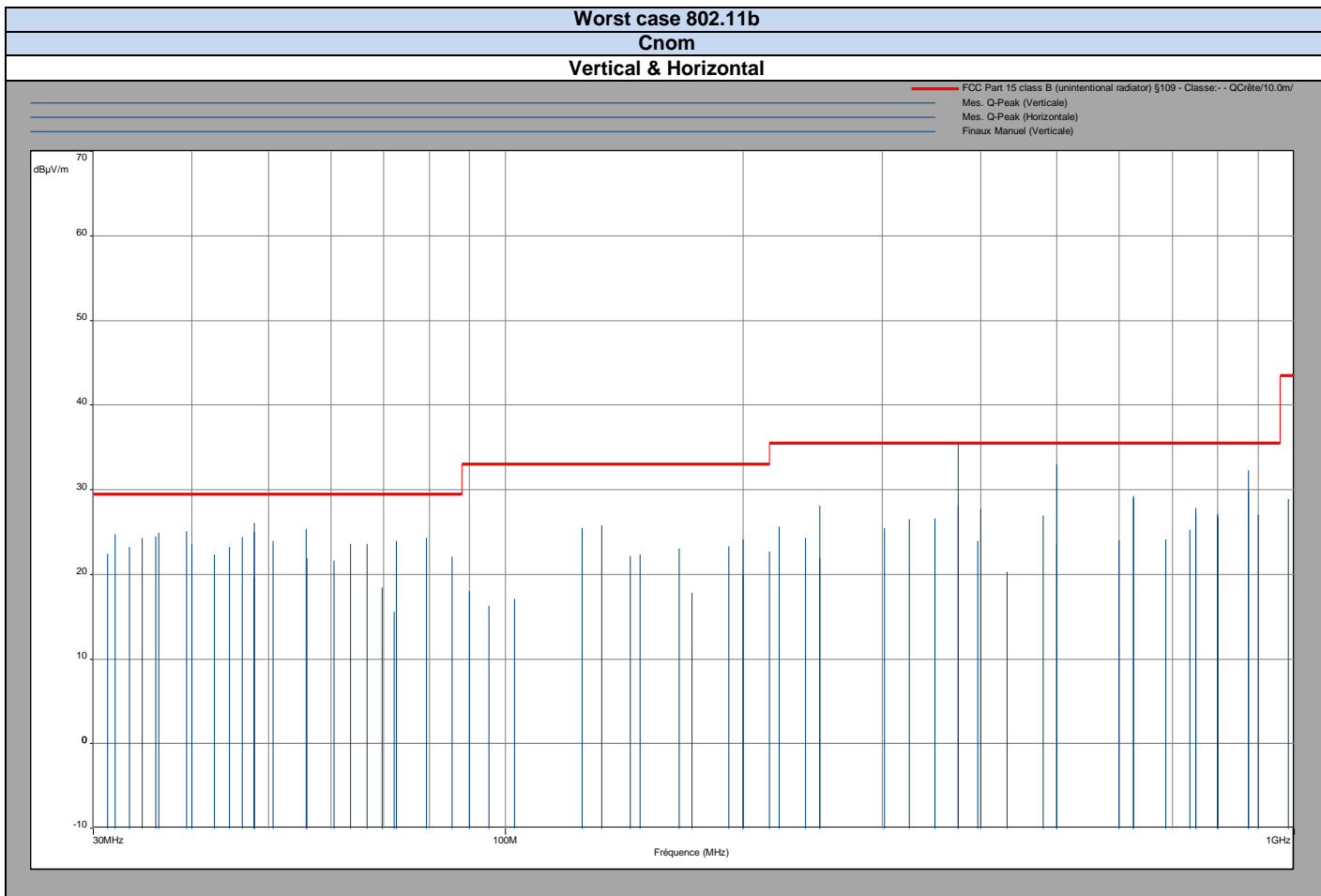
Vertical & Horizontal

— FCC Part 15 class B (unintentional radiator) §109 - Classe: - QCRéte/10.0m/
— Mes. Q-Peak (Verticale)
— Mes. Q-Peak (Horizontale)
— Finaux Manuel (Verticale)
— Finaux Manuel (Horizontale)





Below 1GHz
Power supply A15-060P1A





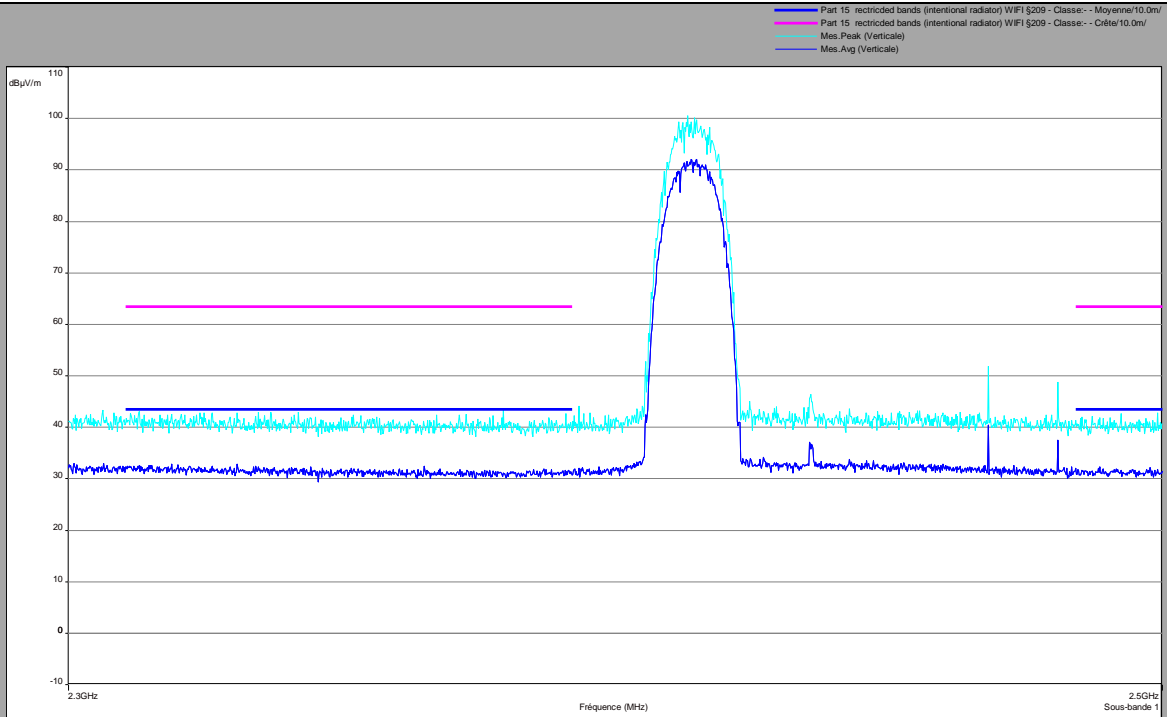
L C I E

Above 1GHz

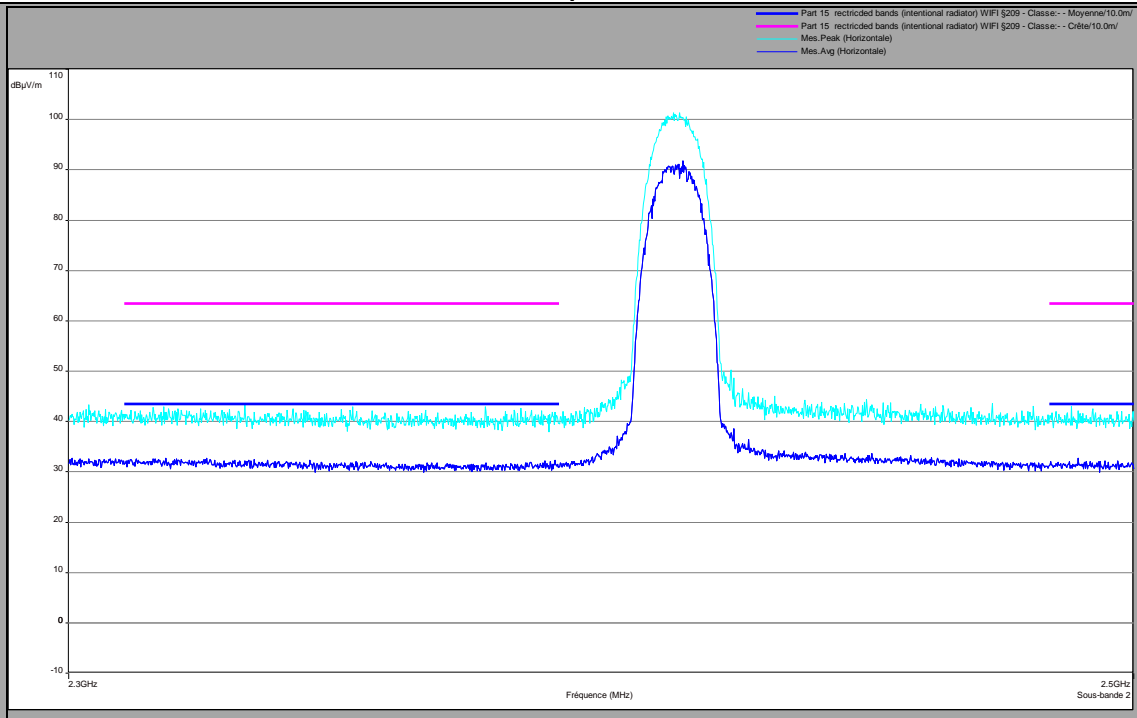
802.11b

Cmin

Vertical Polarization



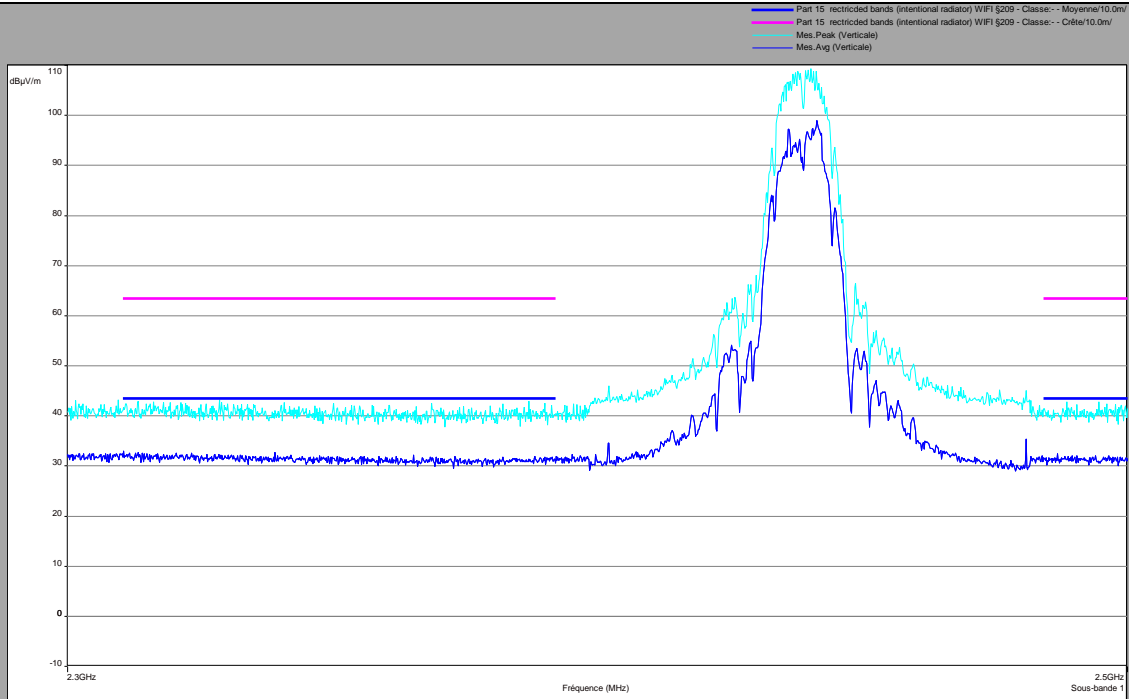
Horizontal polarization



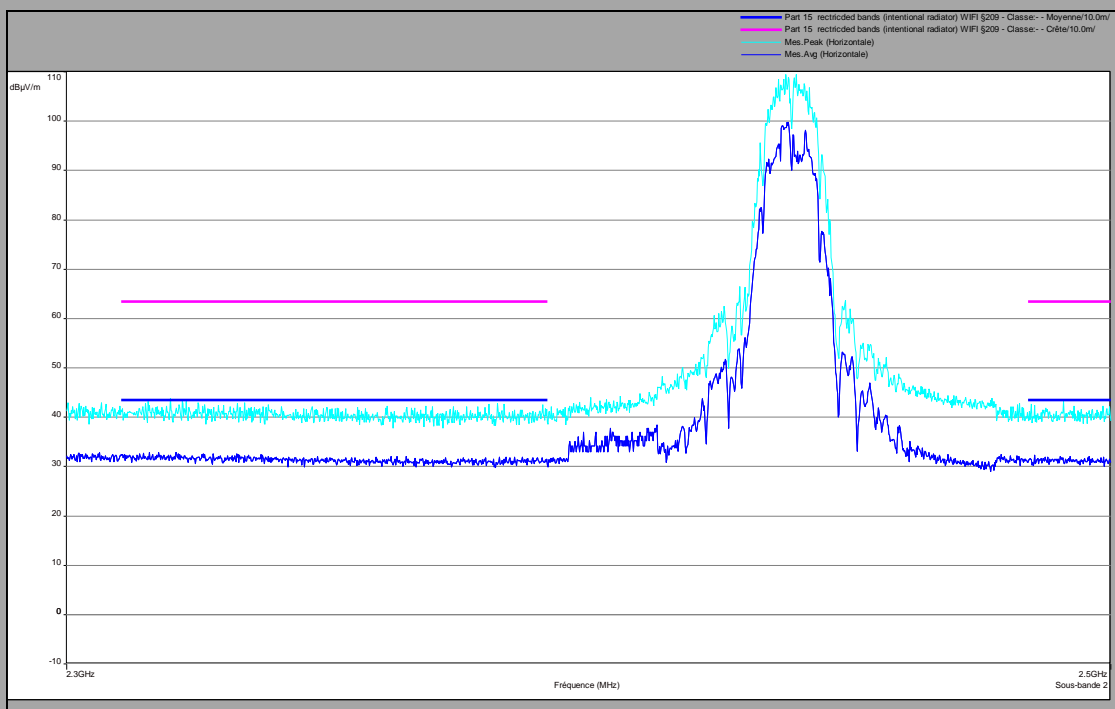


Above 1GHz
802.11b

Cnom
Vertical Polarization



Horizontal polarization





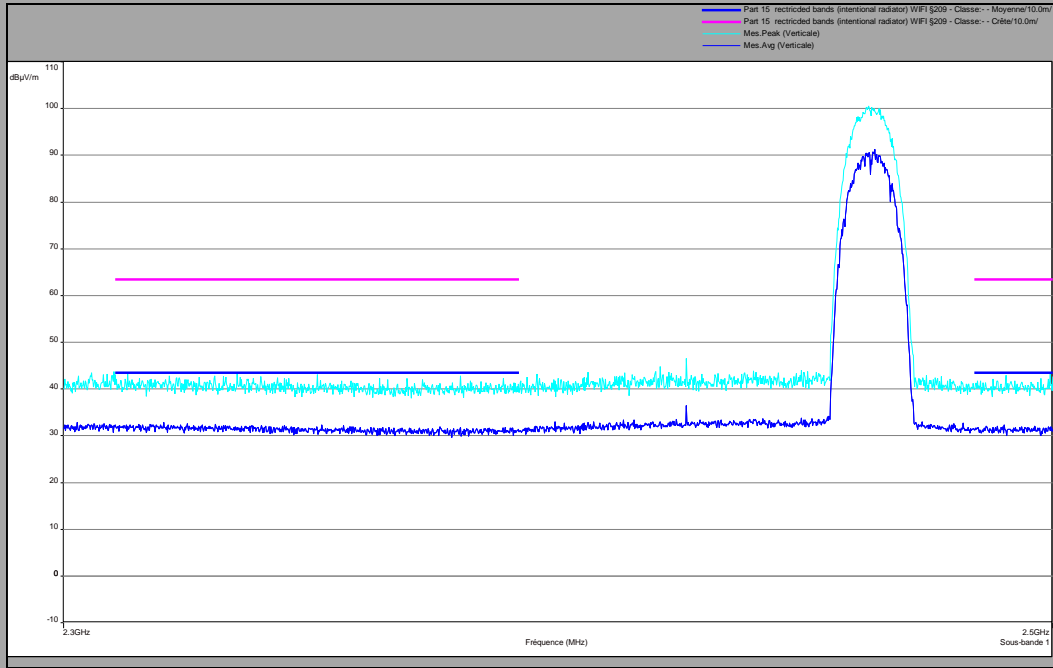
L C I E

Above 1GHz

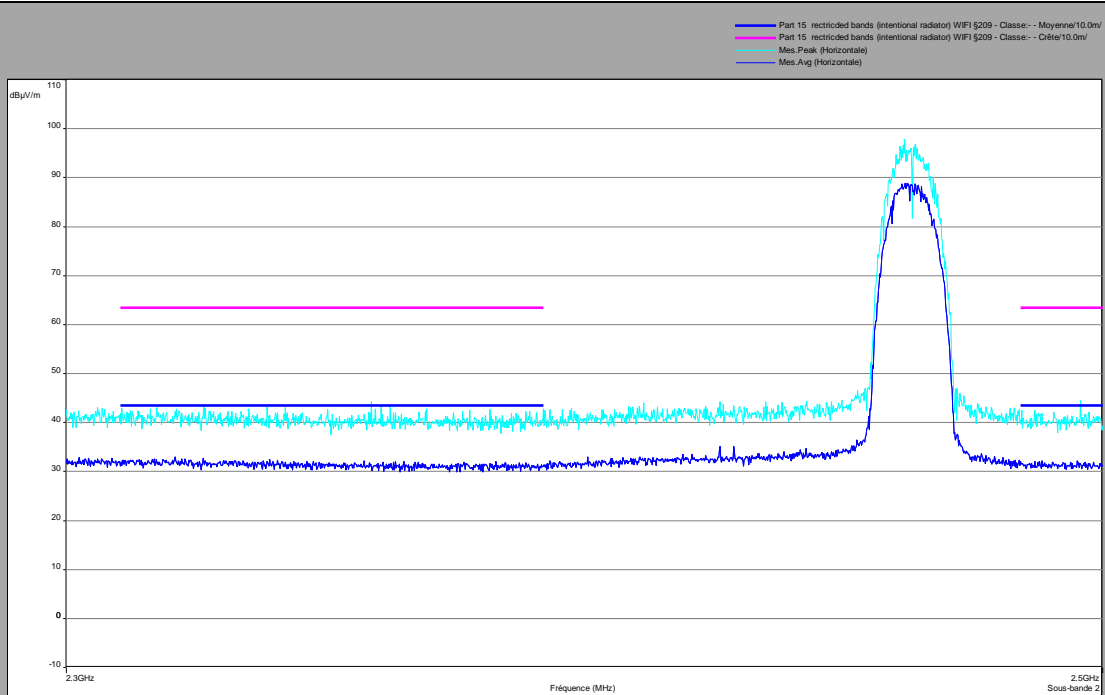
802.11b

Cmax

Vertical Polarization



Horizontal polarization

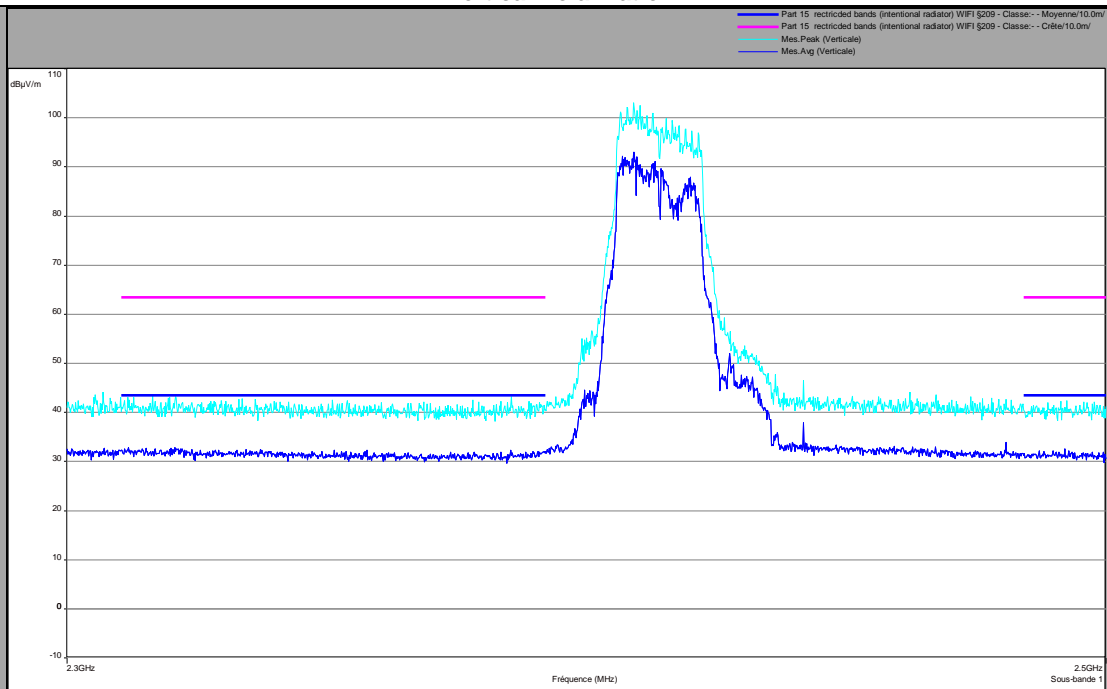


Above 1GHz

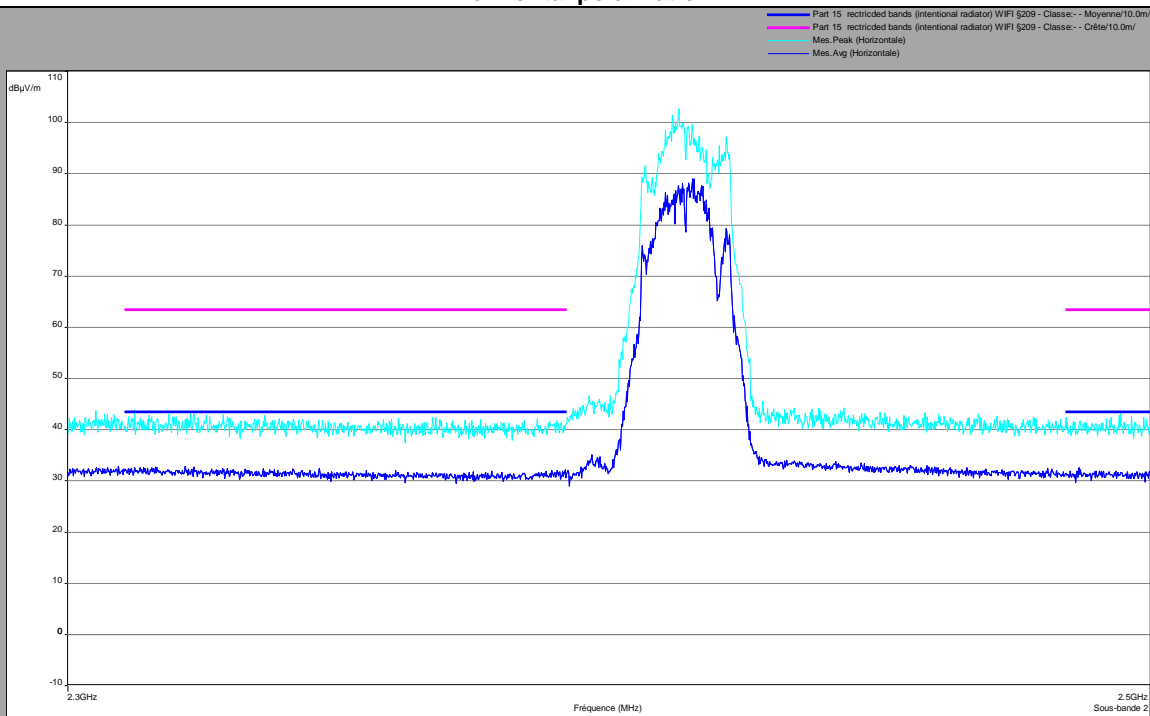
802.11g

Cmin

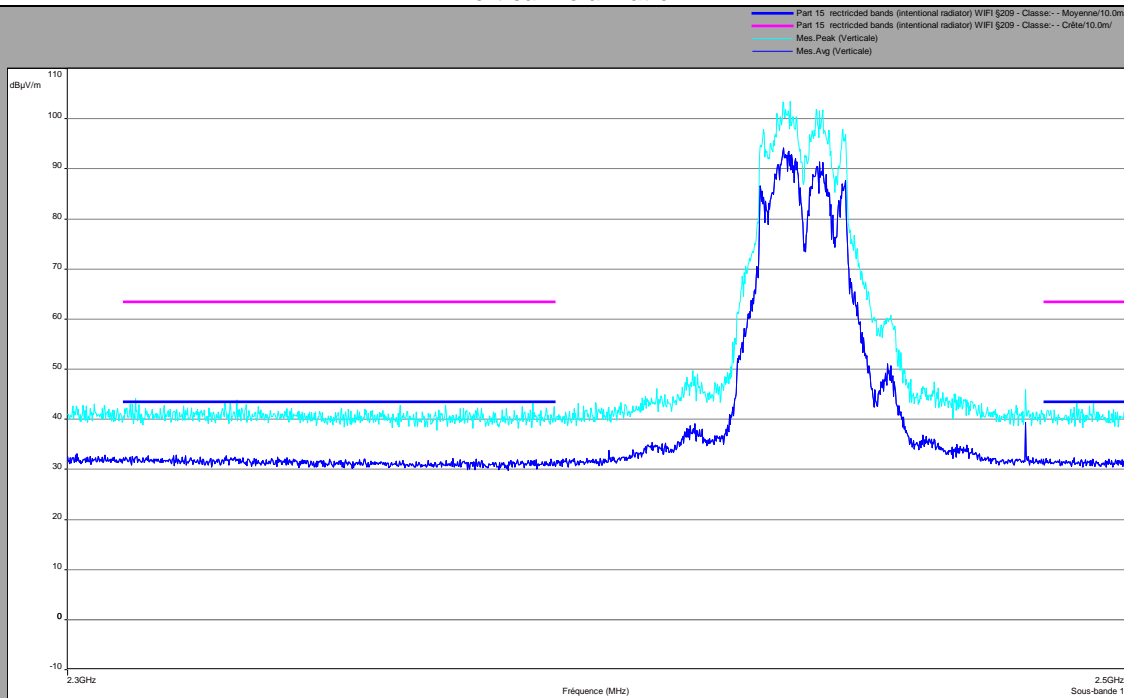
Vertical Polarization



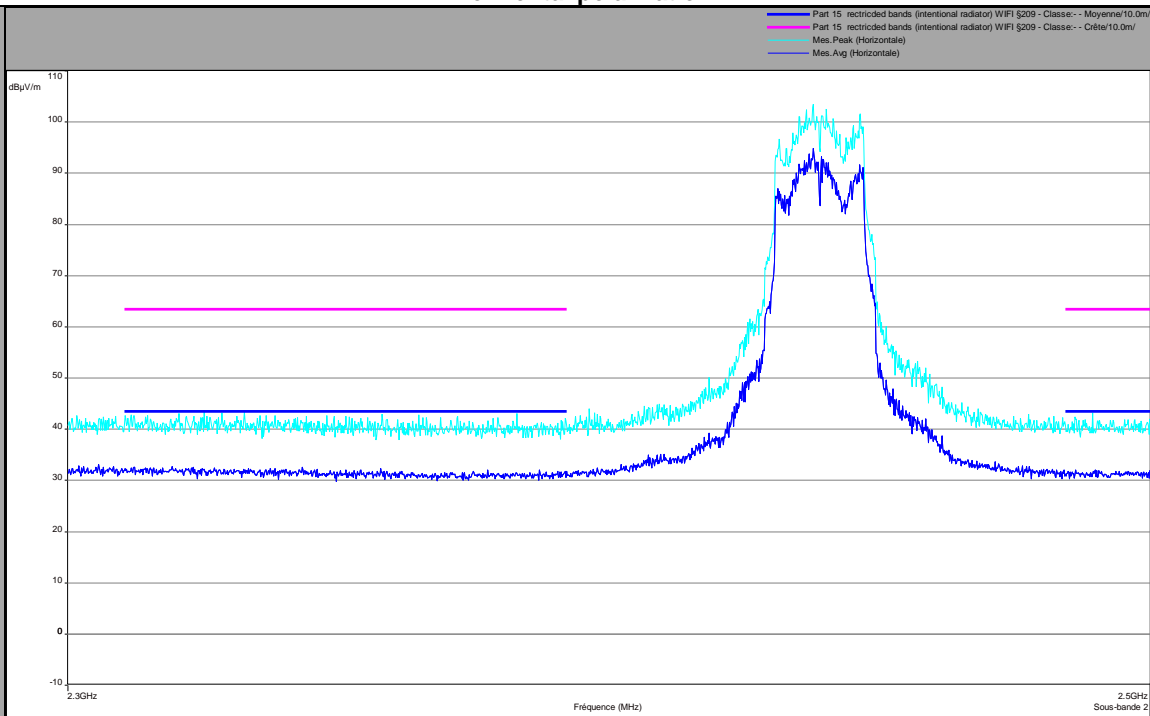
Horizontal polarization



Above 1GHz
802.11g
Cnom
Vertical Polarization



Horizontal polarization





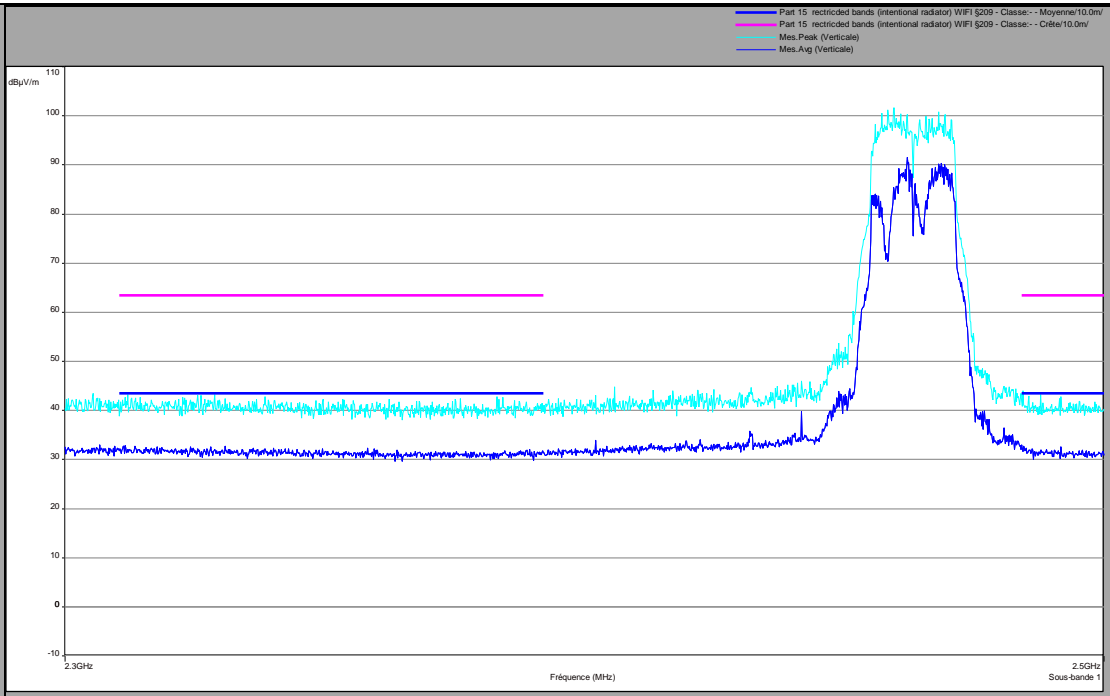
L C I E

Above 1GHz

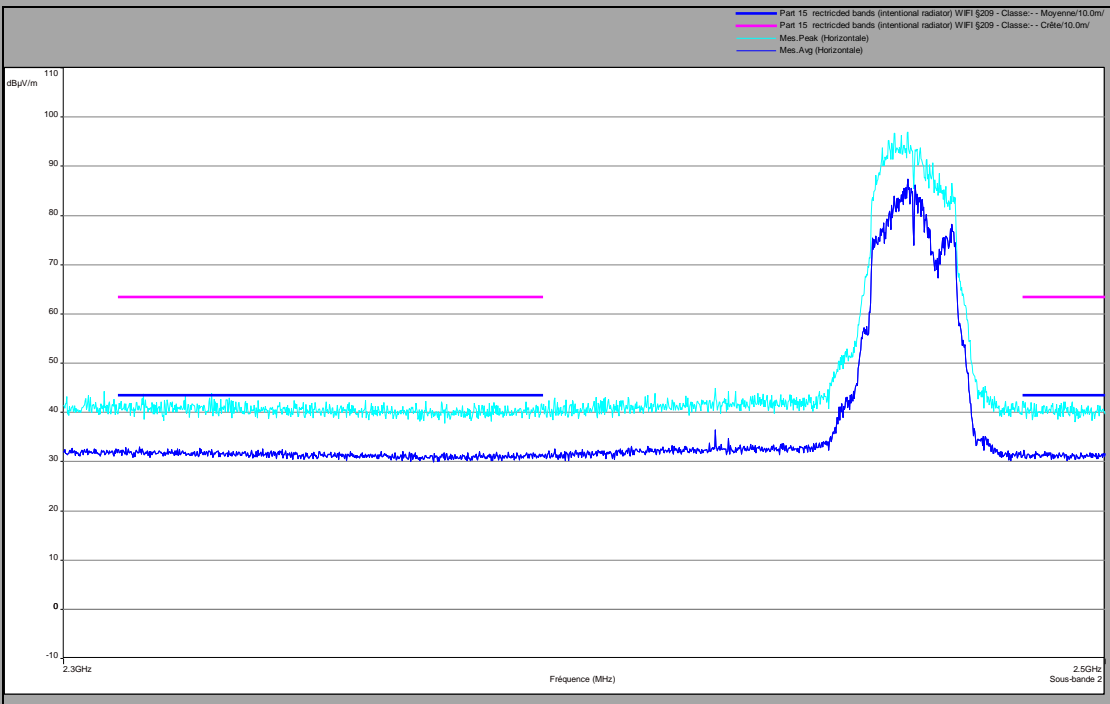
802.11g

Cmax

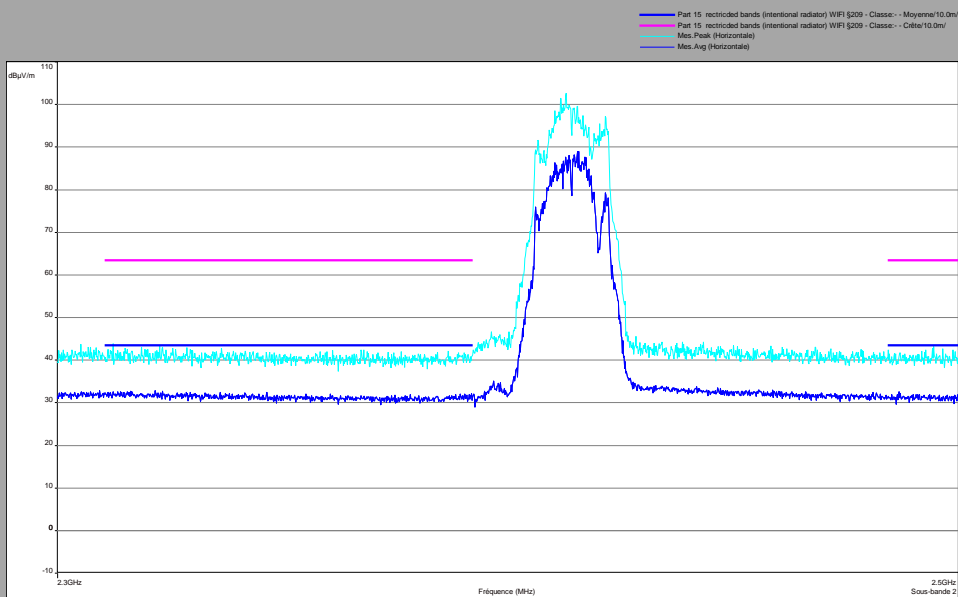
Vertical Polarization



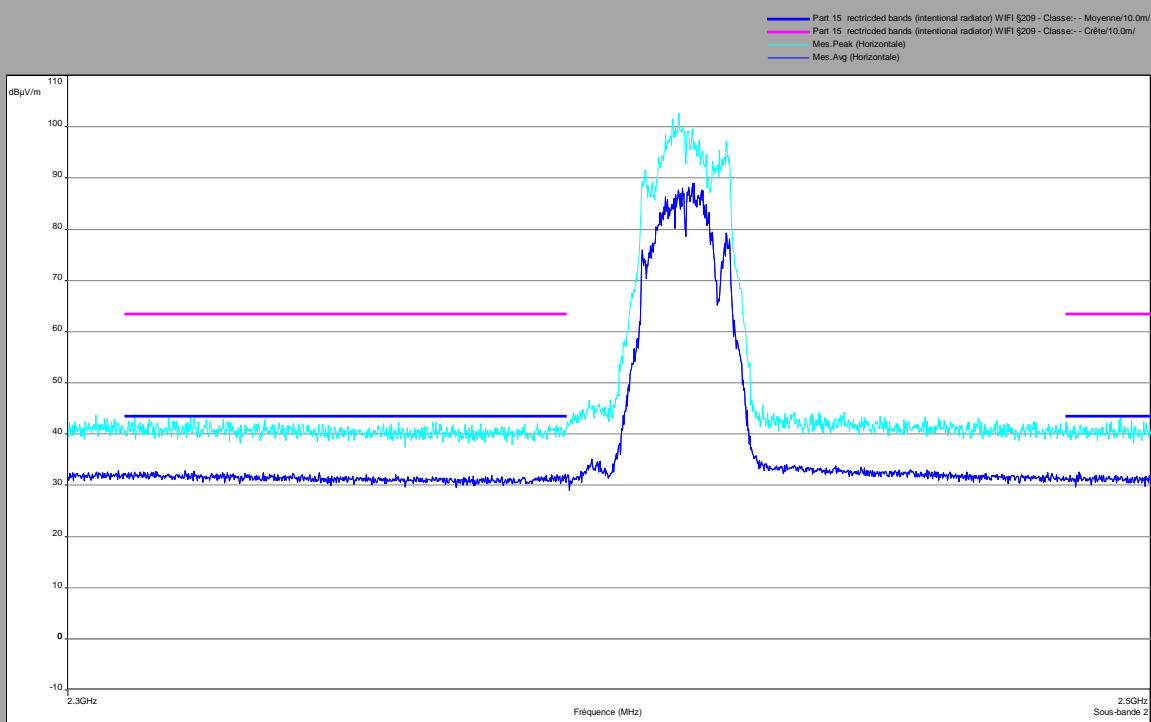
Horizontal polarization



Above 1GHz
802.11n HT20
Cmin
Vertical Polarization



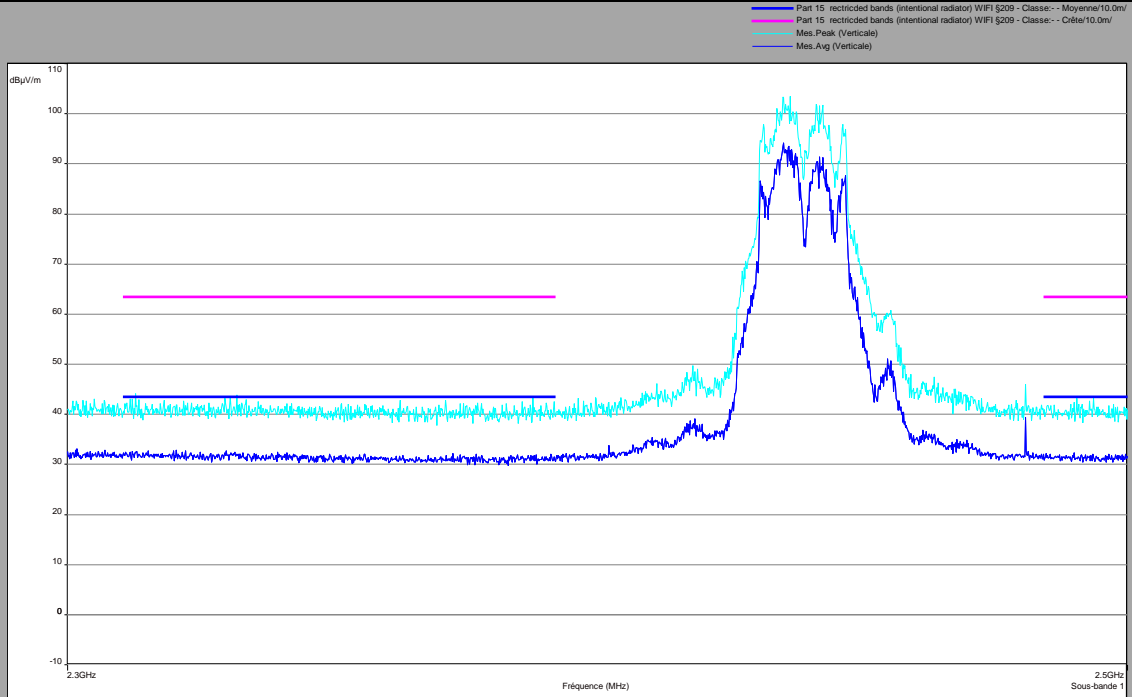
Horizontal polarization



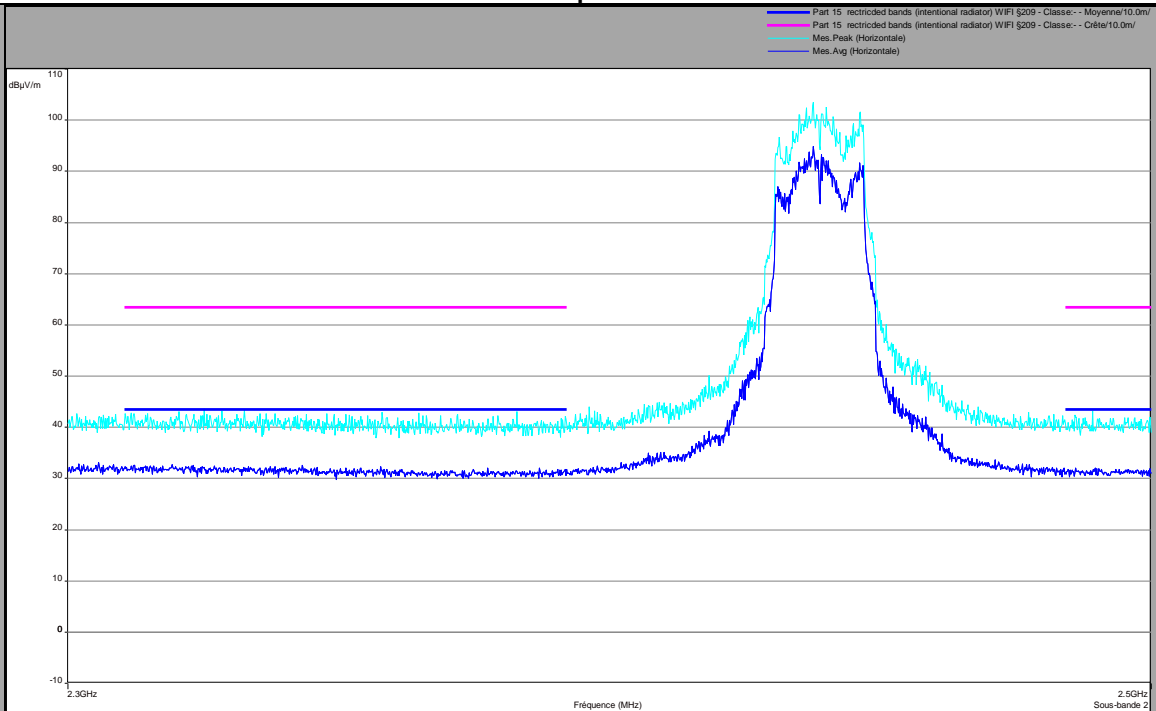
802.11n HT20

Cnom

Vertical Polarization

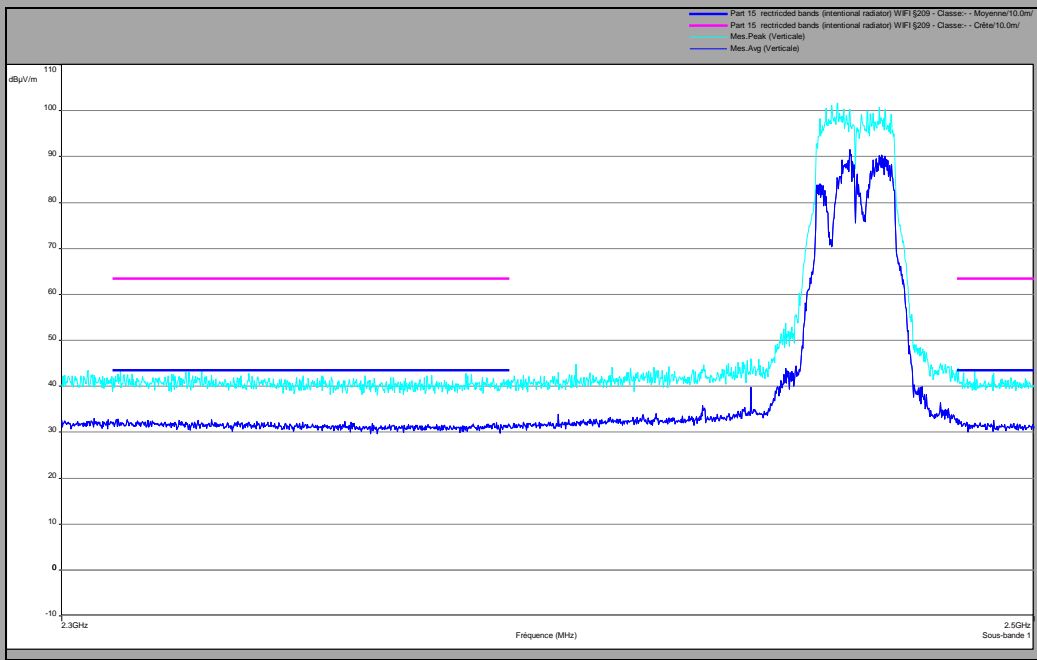


Horizontal polarization

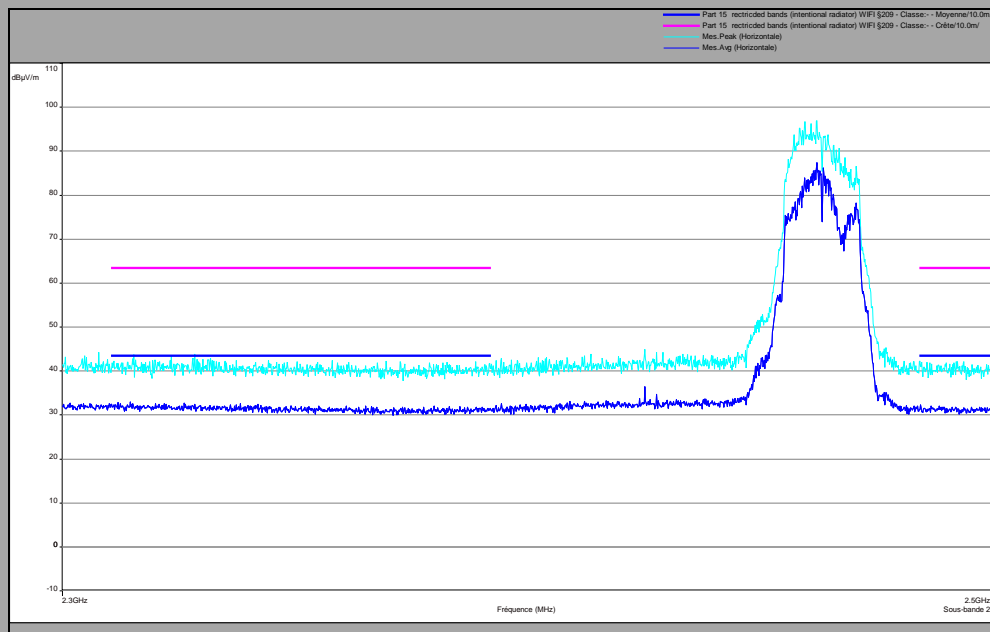


**Above 1GHz
802.11n HT20**

**Cmax
Vertical Polarization**

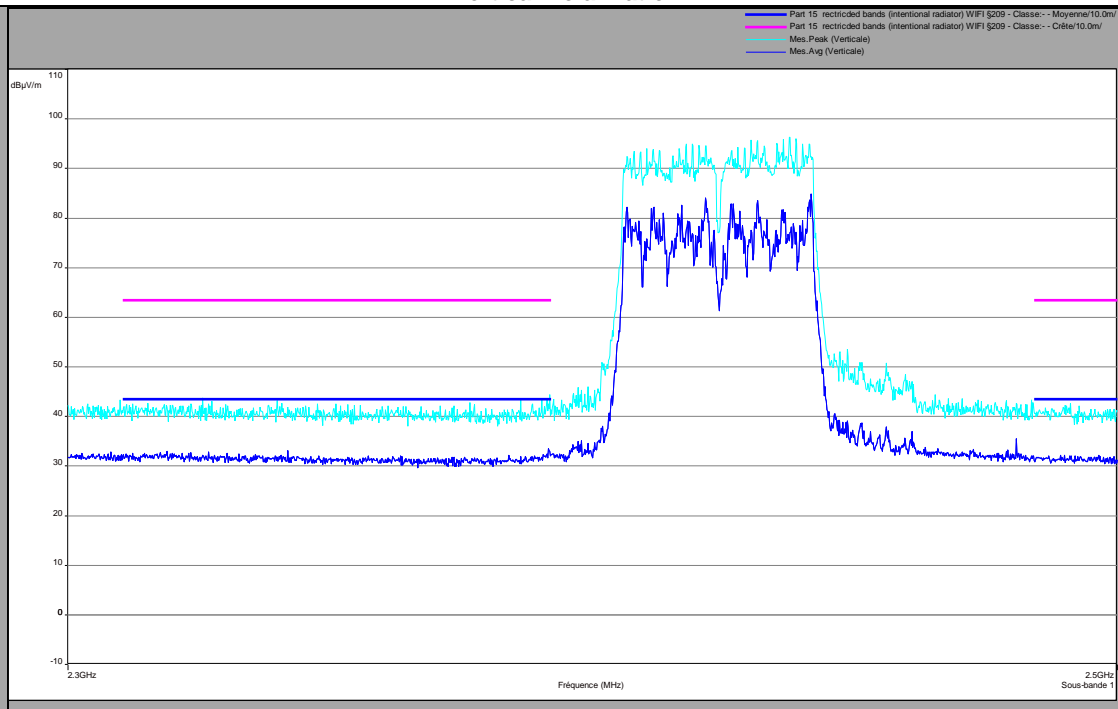


Horizontal polarization

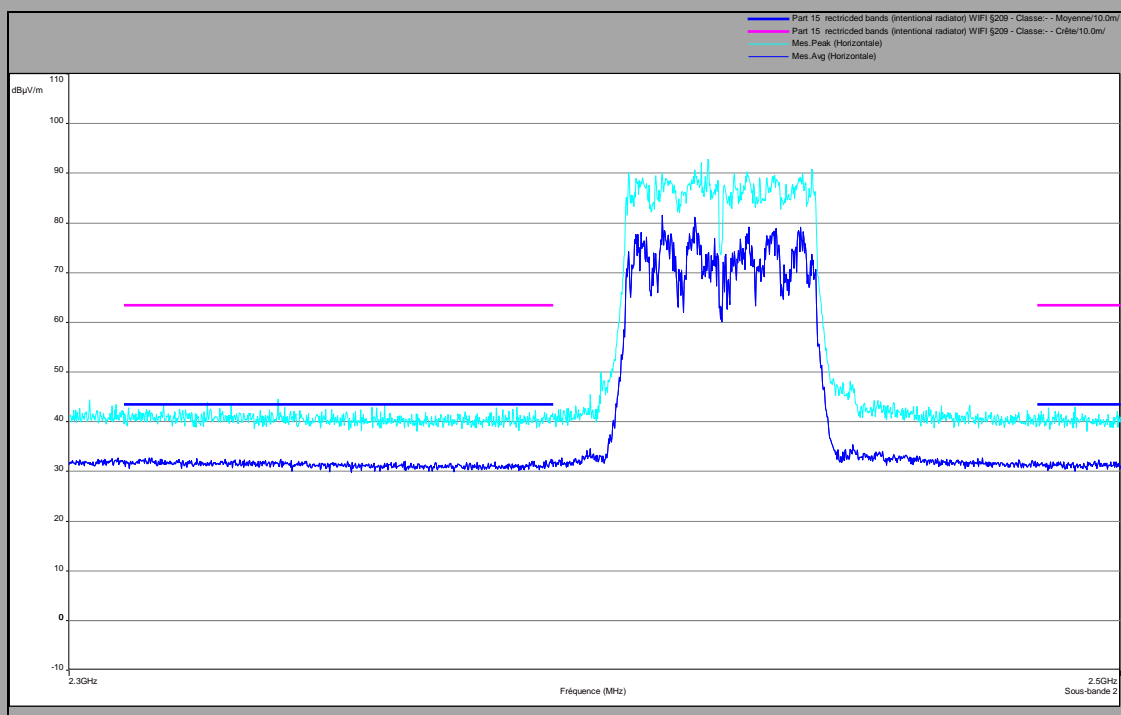


Above 1GHz
802.11n HT40
Cmin

Vertical Polarization



Horizontal polarization



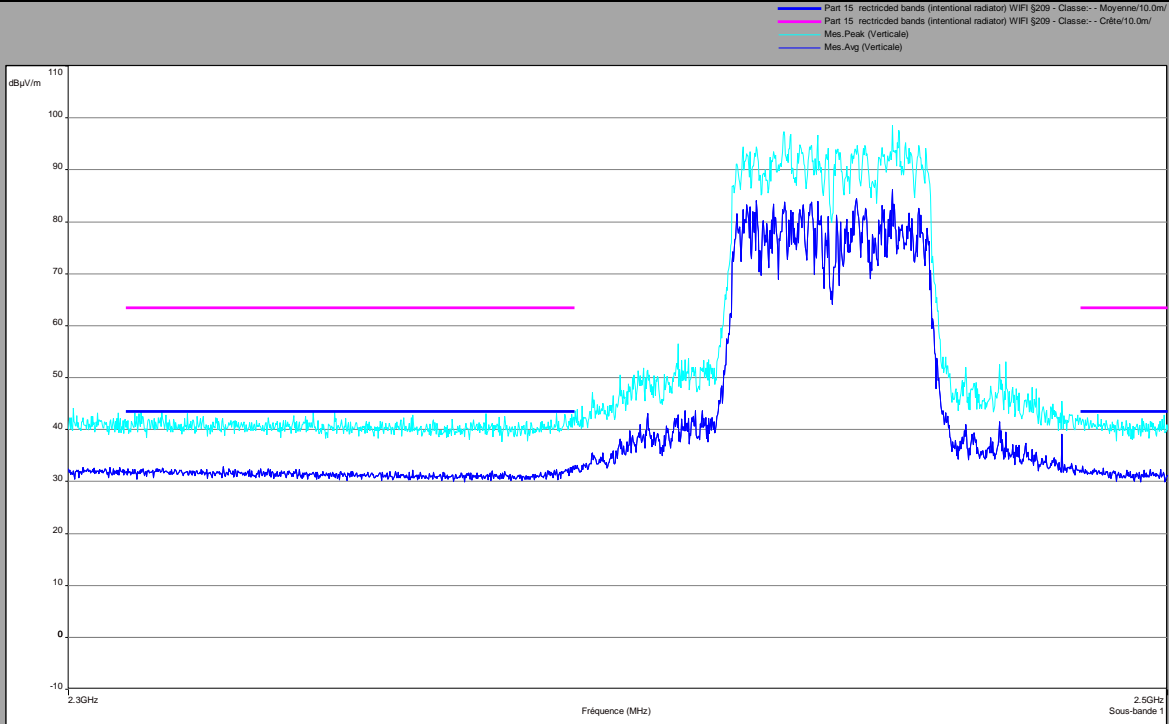


L C I E

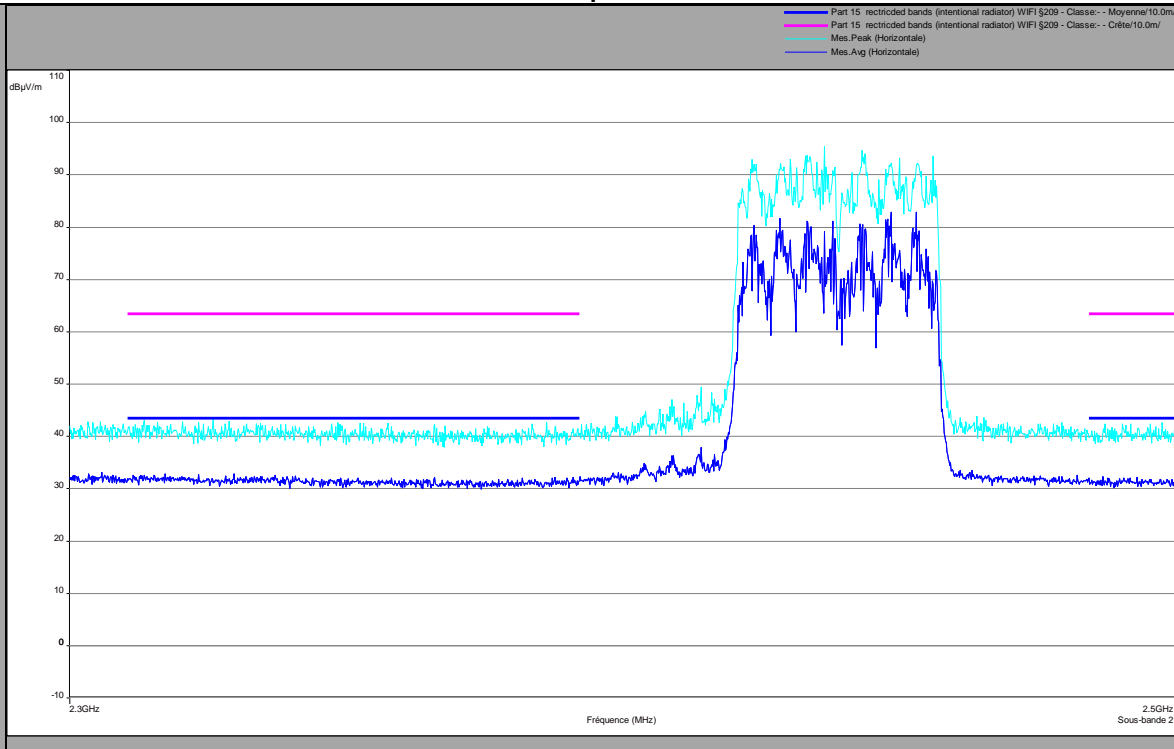
802.11n HT40

Cnom

Vertical Polarization

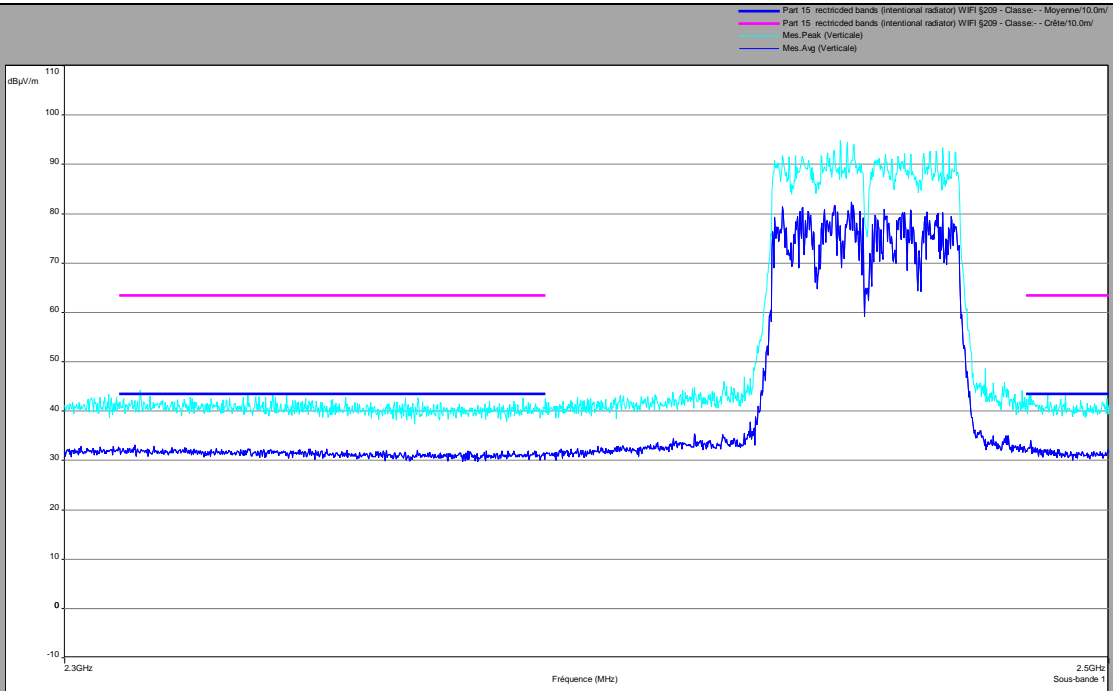


Horizontal polarization

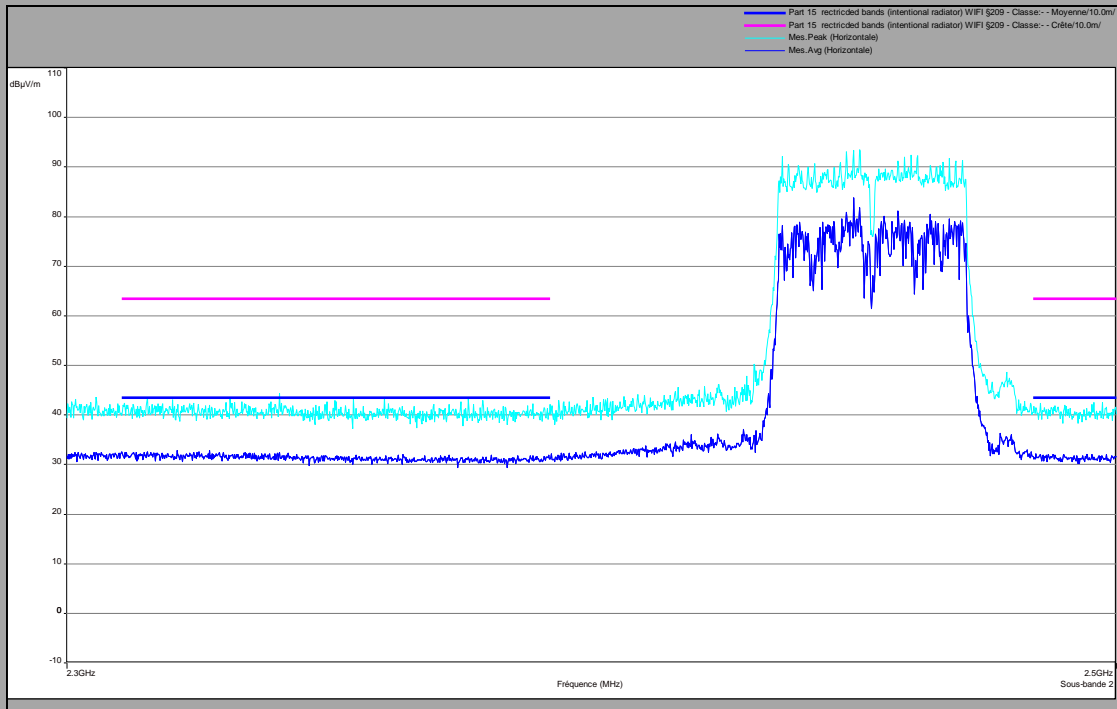




Above 1GHz
802.11n HT40
Cmax
Vertical Polarization



Horizontal polarization





Below 1GHz
Powr supply NBS60C120500M2

Polarisation	Frequency (MHz)	QPeak Level (dB μ V/m)	Limit (dB μ V/m)
vertical	32	24.78	29.5
vertical	33.7	23.07	29.5
vertical	34.6	24.33	29.5
vertical	36	23.21	29.5
vertical	36.3	24.93	29.5
vertical	38.2	19.35	29.5
vertical	39.4	25.12	29.5
vertical	40	22.25	29.5
vertical	42.7	22.01	29.5
vertical	43.8	23.67	29.5
vertical	45.3	23.97	29.5
vertical	48	25.03	29.5
vertical	50.7	23.74	29.5
vertical	55.9	25.36	29.5
vertical	56	21.58	29.5
vertical	61.3	21.97	29.5
vertical	64	24.54	29.5
vertical	66.7	23.73	29.5
vertical	69.7	21.98	29.5
vertical	72.2	15.6	29.5
vertical	77.7	21.67	29.5
vertical	89.3	18.29	33
vertical	100.8	18.94	33
vertical	140	19.93	33
vertical	148	22.33	33
vertical	166.6	22.93	33
vertical	173.1	17.94	33
vertical	200	20.02	33
vertical	222	25.66	35.5
vertical	250	21.93	35.5
vertical	276.5	25.18	35.5
vertical	302.3	25.51	35.5
vertical	350	26.65	35.5
vertical	375	28.12	35.5
vertical	397.1	23.97	35.5
vertical	400	28.26	35.5
vertical	432	20.34	35.5
vertical	480	26.8	35.5



Polarisation	Frequency (MHz)	QPeak Level (dBµV/m)	Limit (dBµV/m)
vertical	500	23.56	35.5
vertical	625	29.29	35.5
vertical	687.5	24.11	35.5
vertical	737.7	25.31	35.5
vertical	750	27.91	35.5
vertical	771.7	26.43	35.5
vertical	800	27.2	35.5
vertical	875	32.3	35.5

Polarisation	Frequency (MHz)	QPeak Level (dBµV/m)	Limit (dBµV/m)
Horizontal	85.5	22.14	33
Horizontal	125	25.49	33
Horizontal	192	23.31	33
Horizontal	200	24.11	33
Horizontal	216	22.71	33
Horizontal	240	24.31	35.5
Horizontal	250	28.13	35.5
Horizontal	325	26.55	35.5
Horizontal	375	35.47	35.5
Horizontal	400	27.81	35.5
Horizontal	500	33.05	35.5
Horizontal	600	24.03	35.5
Horizontal	625	29.05	35.5
Horizontal	750	27.24	35.5
Horizontal	800	26.94	35.5
Horizontal	875	29.79	35.5
Horizontal	900	27.12	35.5



Below 1GHz
Powr supply LPL-C060120500ZS

Polarisation	Frequency (MHz)	QPeak Level (dB μ V/m)	Limit (dB μ V/m)
vertical	30.5	23.63	29.5
vertical	32	24.78	29.5
vertical	34.6	24.33	29.5
vertical	36.3	24.93	29.5
vertical	39.4	25.12	29.5
vertical	40	25.63	29.5
vertical	42.7	24.52	29.5
vertical	45.3	25.11	29.5
vertical	48	25.03	29.5
vertical	55.9	25.36	29.5
vertical	56	24.2	29.5
vertical	60.6	21.51	29.5
vertical	66.8	23.8	29.5
vertical	69.7	23.75	29.5
vertical	72.2	15.6	29.5
vertical	72.7	19.23	29.5
vertical	77.4	23.64	29.5
vertical	85.5	22.14	29.5
vertical	90	18.94	33
vertical	101.4	18.03	33
vertical	148	22.33	33
vertical	161.6	22.85	33
vertical	173.4	22.54	33
vertical	187.2	23.01	33
vertical	198.8	18.34	33
vertical	200	20.02	33
vertical	216	15.37	33
vertical	222	25.66	35.5
vertical	250	21.93	35.5
vertical	302.3	25.51	35.5
vertical	350	26.65	35.5
vertical	375	28.12	35.5
vertical	397.1	23.97	35.5
vertical	432	20.34	35.5
vertical	480	31.23	35.5
vertical	500	23.56	35.5
vertical	625	29.29	35.5
vertical	687.5	24.11	35.5



Polarisation	Frequency (MHz)	QPeak Level (dBµV/m)	Limit (dBµV/m)
vertical	737.7	25.31	35.5
vertical	750	27.91	35.5
vertical	795.4	26.92	35.5
vertical	800	27.2	35.5
vertical	816.2	26.44	35.5
vertical	836.3	26.51	35.5
vertical	875	32.3	35.5
vertical	989.4	29.06	43.5

Polarisation	Frequency (MHz)	QPeak Level (dBµV/m)	Limit (dBµV/m)
Horizontal	125	25.49	33
Horizontal	192	23.31	33
Horizontal	200	24.11	33
Horizontal	216	22.71	33
Horizontal	240	24.31	33
Horizontal	250	28.13	35.5
Horizontal	325	26.55	35.5
Horizontal	375	35.47	35.5
Horizontal	400	27.81	35.5
Horizontal	500	33.05	35.5
Horizontal	600	24.03	35.5
Horizontal	625	29.05	35.5
Horizontal	750	27.24	35.5
Horizontal	800	26.94	35.5
Horizontal	875	29.79	35.5
Horizontal	900	27.12	35.5



Below 1GHz
Power supply MSA-Z5000IS12.060A-P

Polarisation	Frequency (MHz)	QPeak Level (dB μ V/m)	Limit (dB μ V/m)
vertical	32	24.78	29.5
vertical	34.6	24.33	29.5
vertical	36.3	24.93	29.5
vertical	39.4	25.12	29.5
vertical	39.7	23.14	29.5
vertical	42.7	21.6	29.5
vertical	45.3	23.42	29.5
vertical	48	25.79	29.5
vertical	50.7	24.94	29.5
vertical	55.4	22.57	29.5
vertical	55.9	25.36	29.5
vertical	60.6	18.66	29.5
vertical	63.6	19.87	29.5
vertical	65.9	22.09	29.5
vertical	69.7	24.94	29.5
vertical	72.2	15.6	29.5
vertical	72.7	23.37	29.5
vertical	78.2	20.98	29.5
vertical	79.8	17.08	29.5
vertical	85.5	22.14	29.5
vertical	90.8	19.07	33
vertical	101.9	18.81	33
vertical	148	22.33	33
vertical	192	23.31	33
vertical	200	24.11	33
vertical	216	22.71	33
vertical	222	25.66	33
vertical	240	24.31	35.5
vertical	250	28.13	35.5
vertical	302.3	25.51	35.5
vertical	325	26.55	35.5
vertical	350	26.65	35.5
vertical	375	35.47	35.5
vertical	397.1	23.97	35.5
vertical	400	27.81	35.5
vertical	432	20.34	35.5
vertical	480	28.61	35.5
vertical	500	33.05	35.5



Polarisation	Frequency (MHz)	QPeak Level (dB μ V/m)	Limit (dB μ V/m)
vertical	600	24.03	35.5
vertical	625	29.05	35.5
vertical	687.5	24.11	35.5
vertical	737.7	25.31	35.5
vertical	750	27.91	35.5
vertical	800	27.2	35.5
vertical	875	32.3	35.5
vertical	900	27.12	35.5
vertical	982.2	28.92	43.5

Polarisation	Frequency (MHz)	QPeak Level (dB μ V/m)	Limit (dB μ V/m)
Horizontal	125	25.49	33
Horizontal	192	23.31	33
Horizontal	200	24.11	33
Horizontal	216	22.71	33
Horizontal	240	24.31	35.5
Horizontal	250	28.13	35.5
Horizontal	325	26.55	35.5
Horizontal	375	35.47	35.5
Horizontal	400	27.81	35.5
Horizontal	500	33.05	35.5
Horizontal	600	24.03	35.5
Horizontal	625	29.05	35.5
Horizontal	750	27.24	35.5
Horizontal	800	26.94	35.5
Horizontal	875	29.79	35.5
Horizontal	900	27.12	35.5



Below 1GHz
Powr supply A15-060P1A

Polarisation	Frequency (MHz)	QPeak Level (dB μ V/m)	Limit (dB μ V/m)
vertical	31.3	22.43	29.5
vertical	32	24.78	29.5
vertical	33.3	23.26	29.5
vertical	34.6	24.33	29.5
vertical	36	24.52	29.5
vertical	36.3	24.93	29.5
vertical	39.4	25.12	29.5
vertical	40	23.63	29.5
vertical	42.7	22.36	29.5
vertical	44.6	23.26	29.5
vertical	46.3	24.4	29.5
vertical	48	26.14	29.5
vertical	50.7	23.96	29.5
vertical	55.9	25.36	29.5
vertical	56	21.94	29.5
vertical	60.6	21.66	29.5
vertical	63.6	23.62	29.5
vertical	66.7	23.61	29.5
vertical	69.7	18.51	29.5
vertical	72.2	15.6	29.5
vertical	72.7	23.93	29.5
vertical	79.3	24.3	29.5
vertical	85.5	22.14	29.5
vertical	89.9	18.03	33
vertical	95.3	16.34	33
vertical	102.6	17.13	33
vertical	132.4	25.83	33
vertical	144	22.21	33
vertical	148	22.33	33
vertical	172.4	17.84	33
vertical	200	20.02	33
vertical	222	25.66	35.5
vertical	250	21.93	35.5
vertical	302.3	25.51	35.5
vertical	350	26.65	35.5
vertical	375	28.12	35.5
vertical	397.1	23.97	35.5
vertical	432	20.34	35.5
vertical	480	27	35.5



Polarisation	Frequency (MHz)	QPeak Level (dB μ V/m)	Limit (dB μ V/m)
vertical	500	23.56	35.5
vertical	625	29.29	35.5
vertical	687.5	24.11	35.5
vertical	737.7	25.31	35.5
vertical	750	27.91	35.5
vertical	800	27.2	35.5
vertical	875	32.3	35.5
vertical	982.2	28.98	43.5

Polarisation	Frequency (MHz)	QPeak Level (dB μ V/m)	Limit (dB μ V/m)
Horizontal	125	25.49	33
Horizontal	166	23.06	33
Horizontal	192	23.31	33
Horizontal	200	24.11	33
Horizontal	216	22.71	33
Horizontal	240	24.31	35.5
Horizontal	250	28.13	35.5
Horizontal	325	26.55	35.5
Horizontal	375	35.47	35.5
Horizontal	400	27.81	35.5
Horizontal	500	33.05	35.5
Horizontal	600	24.03	35.5
Horizontal	625	29.05	35.5
Horizontal	750	27.24	35.5
Horizontal	800	26.94	35.5
Horizontal	875	29.79	35.5
Horizontal	900	27.12	35.5

Above 1GHz

WIFI 2.4GHz b

Canal 1

Polarisation	Frequency (MHz)	Average Level (dBµV/m)	Average Limit (dBµV/m)	Peak Level (dBµV/m)	Peak Limit (dBµV/m)
Vertical	1625	24	43.5	31	63.5
Vertical	4822	34.3	43.5	42	63.5

Canal 6

Polarisation	Frequency (MHz)	Average Level (dBµV/m)	Average Limit (dBµV/m)	Peak Level (dBµV/m)	Peak Limit (dBµV/m)
Vertical	1625	24	43.5	31	63.5
Vertical	4.328	30.2	43.5	39.1	63.5
Vertical	4871	36.3	43.5	43	63.5
Horizontal	4871	31.6	43.5	40.9	63.5

Canal 11

Polarisation	Frequency (MHz)	Average Level (dBµV/m)	Average Limit (dBµV/m)	Peak Level (dBµV/m)	Peak Limit (dBµV/m)
Vertical	1625	24	43.5	31	63.5
Vertical	4928	35.3	43.5	42.1	63.5

WIFI 2.4GHz g

Canal 1

Polarisation	Frequency (MHz)	Average Level (dBµV/m)	Average Limit (dBµV/m)	Peak Level (dBµV/m)	Peak Limit (dBµV/m)
Vertical	1625	24	43.5	31	63.5
Vertical	4828	33.8	43.5	41	63.5

Canal 6

Polarisation	Frequency (MHz)	Average Level (dBµV/m)	Average Limit (dBµV/m)	Peak Level (dBµV/m)	Peak Limit (dBµV/m)
Vertical	1625	24	43.5	31	63.5
Vertical	4.330	30.7	43.5	38.7	63.5
Vertical	4874	36.9	43.5	43.5	63.5
Horizontal	4874	32.1	43.5	41.5	63.5

Canal 11

Polarisation	Frequency (MHz)	Average Level (dBµV/m)	Average Limit (dBµV/m)	Peak Level (dBµV/m)	Peak Limit (dBµV/m)
Vertical	1625	24	43.5	31	63.5
Vertical	4929	33.3	43.5	41.2	63.5



Above 1GHz

WIFI 2.4GHz N

Canal 1

Polarisation	Frequency (MHz)	Average Level (dBµV/m)	Average Limit (dBµV/m)	Peak Level (dBµV/m)	Peak Limit (dBµV/m)
Vertical	1625	24.2	43.5	31.8	63.5

Canal 4

Polarisation	Frequency (MHz)	Average Level (dBµV/m)	Average Limit (dBµV/m)	Peak Level (dBµV/m)	Peak Limit (dBµV/m)
Vertical	1625	24.2	43.5	31.8	63.5
Vertical	4874	33.9	43.5	42.5	63.5

Canal 7

Polarisation	Frequency (MHz)	Average Level (dBµV/m)	Average Limit (dBµV/m)	Peak Level (dBµV/m)	Peak Limit (dBµV/m)
Vertical	1625	24.2	43.5	31.8	63.5

11.7. CONCLUSION

Unwanted emissions measurement performed on the sample of the product **BELL CANADA FAST 5566**, SN: **DM1603203000012**, in configuration and description presented in this test report, show levels **compliant** to the 47 CFR PART 15.247 & RSS 247 ISSUE 1 limits.



12. UNCERTAINTIES CHART

47 CFR Part 15.247 & RSS 247 Kind of test	Wide uncertainty laboratory (k=2) $\pm x(\text{dB}) / (\text{Hz}) /$ ms	Uncertainty limit
RF Output Power, Conducted	± 0.6 dB	± 1.5 dB
Power Spectral Density, Conducted	± 0.6 dB	± 3 dB
Unwanted Emissions, Conducted	± 0.6 dB	± 3 dB
All Emissions, Radiated below 1GHz	± 3.9 dB	± 6 dB
All Emissions, Radiated above 1GHz	± 3.1 dB	± 6 dB
Temperature	± 0.5 °C	± 3 °C

The uncertainty values calculated by the laboratory are lower than limit uncertainty values defined by the CISPR. The conformity of the sample is directly established by the applicable limits values. This table includes all uncertainties maximum feasible for testing in the laboratory, whether or not made in this report