




FCC RADIO TEST REPORT

FCC ID : VW3FAST5285
Equipment : Wireless Router
Brand Name : SAGEMCOM
Model Name : FAST5285
Applicant : SAGEMCOM BROADBAND SAS
250 Route de l'Empereur - 92848 RUEIL MALMAISON
CEDEX- FRANCE
Manufacturer : SAGEMCOM BROADBAND SAS
250 Route de l'Empereur - 92848 RUEIL MALMAISON
CEDEX- FRANCE
Standard : 47 CFR FCC Part 15.407

The product was received on Jun. 16, 2020, and testing was started from Jun. 24, 2020 and completed on Jul. 11, 2020. We, SPORTON INTERNATIONAL INC. EMC & Wireless Communications Laboratory, would like to declare that the tested sample has been evaluated in accordance with the procedures given in ANSI C63.10-2013 and shown compliance with the applicable technical standards.

The report must not be used by the client to claim product certification, approval, or endorsement by TAF or any agency of government.

The test results in this report apply exclusively to the tested model / sample. Without written approval of SPORTON INTERNATIONAL INC. EMC & Wireless Communications Laboratory, the test report shall not be reproduced except in full.



Approved by: Sam Chen

SPORTON INTERNATIONAL INC. EMC & Wireless Communications Laboratory
No. 52, Huaya 1st Rd., Guishan Dist., Taoyuan City, Taiwan (R.O.C.)



Table of Contents

History of this test report.....3

Summary of Test Result.....4

1 General Description5

1.1 Information.....5

1.2 Applicable Standards9

1.3 Testing Location Information.....9

1.4 Measurement Uncertainty9

2 Test Configuration of EUT11

2.1 Test Channel Mode11

2.2 The Worst Case Measurement Configuration.....14

2.3 EUT Operation during Test15

2.4 Accessories15

2.5 Support Equipment.....16

2.6 Test Setup Diagram17

3 Transmitter Test Result20

3.1 AC Power-line Conducted Emissions20

3.2 Emission Bandwidth.....22

3.3 Maximum Conducted Output Power23

3.4 Peak Power Spectral Density.....25

3.5 Unwanted Emissions.....28

4 Test Equipment and Calibration Data32

Appendix A. Test Results of AC Power-line Conducted Emissions

Appendix B. Test Results of Emission Bandwidth

Appendix C. Test Results of Maximum Conducted Output Power

Appendix D. Test Results of Peak Power Spectral Density

Appendix E. Test Results of Unwanted Emissions

Appendix F. Test Results of Radiated Emission Co-location

Appendix G. Test Photos

Photographs of EUT v01



Summary of Test Result

Report Clause	Ref Std. Clause	Test Items	Result (PASS/FAIL)	Remark
1.1.2	15.203	Antenna Requirement	PASS	-
3.1	15.207	AC Power-line Conducted Emissions	PASS	-
3.2	15.407(a)	Emission Bandwidth	PASS	-
3.3	15.407(a)	Maximum Conducted Output Power	PASS	-
3.4	15.407(a)	Peak Power Spectral Density	PASS	-
3.5	15.407(b)	Unwanted Emissions	PASS	-

Declaration of Conformity:

The test results with all measurement uncertainty excluded are presented in accordance with the regulation limits or requirements declared by manufacturers.

Comments and Explanations:

The declared of product specification for EUT presented in the report are provided by the manufacturer, and the manufacturer takes all the responsibilities for the accuracy of product specification.

Reviewed by: Sam Chen

Report Producer: Vicky Huang



1 General Description

1.1 Information

1.1.1 RF General Information

Frequency Range (MHz)	IEEE Std. 802.11	Ch. Frequency (MHz)	Channel Number
5150-5250	a, n (HT20), ac (VHT20), ax (HEW20)	5180-5240	36-48 [4]
5725-5850		5745-5825	149-165 [5]
5150-5250	n (HT40), ac (VHT40), ax (HEW40)	5190-5230	38-46 [2]
5725-5850		5755-5795	151-159 [2]
5150-5250	ac (VHT80), ax (HEW80)	5210	42 [1]
5725-5850		5775	155 [1]

Band	Mode	BWch (MHz)	Nant
5.15-5.25GHz	802.11a	20	4TX
5.15-5.25GHz	802.11n HT20	20	4TX
5.15-5.25GHz	802.11n HT20-BF	20	4TX
5.15-5.25GHz	802.11ac VHT20	20	4TX
5.15-5.25GHz	802.11ac VHT20-BF	20	4TX
5.15-5.25GHz	802.11ax HEW20	20	4TX
5.15-5.25GHz	802.11ax HEW20-BF	20	4TX
5.15-5.25GHz	802.11n HT40	40	4TX
5.15-5.25GHz	802.11n HT40-BF	40	4TX
5.15-5.25GHz	802.11ac VHT40	40	4TX
5.15-5.25GHz	802.11ac VHT40-BF	40	4TX
5.15-5.25GHz	802.11ax HEW40	40	4TX
5.15-5.25GHz	802.11ax HEW40-BF	40	4TX
5.15-5.25GHz	802.11ac VHT80	80	4TX
5.15-5.25GHz	802.11ac VHT80-BF	80	4TX
5.15-5.25GHz	802.11ax HEW80	80	4TX
5.15-5.25GHz	802.11ax HEW80-BF	80	4TX
5.725-5.85GHz	802.11a	20	4TX
5.725-5.85GHz	802.11n HT20	20	4TX
5.725-5.85GHz	802.11n HT20-BF	20	4TX
5.725-5.85GHz	802.11ac VHT20	20	4TX
5.725-5.85GHz	802.11ac VHT20-BF	20	4TX
5.725-5.85GHz	802.11ax HEW20	20	4TX
5.725-5.85GHz	802.11ax HEW20-BF	20	4TX



Band	Mode	BWch (MHz)	Nant
5.725-5.85GHz	802.11n HT40	40	4TX
5.725-5.85GHz	802.11n HT40-BF	40	4TX
5.725-5.85GHz	802.11ac VHT40	40	4TX
5.725-5.85GHz	802.11ac VHT40-BF	40	4TX
5.725-5.85GHz	802.11ax HEW40	40	4TX
5.725-5.85GHz	802.11ax HEW40-BF	40	4TX
5.725-5.85GHz	802.11ac VHT80	80	4TX
5.725-5.85GHz	802.11ac VHT80-BF	80	4TX
5.725-5.85GHz	802.11ax HEW80	80	4TX
5.725-5.85GHz	802.11ax HEW80-BF	80	4TX

Note:

- 11a, HT20 and HT40 use a combination of OFDM-BPSK, QPSK, 16QAM, 64QAM modulation.
- VHT20, VHT40, VHT80 use a combination of OFDM-BPSK, QPSK, 16QAM, 64QAM, 256QAM, 1024QAM modulation.
- HEW20, HEW40, HEW80 use a combination of OFDMA-BPSK, QPSK, 16QAM, 64QAM, 256QAM, 1024QAM modulation.
- BWch is the nominal channel bandwidth.

1.1.2 Antenna Information

Ant.	Port	Brand	Model Name	Antenna Type	Connector	Gain (dBi)
1	1	GALTRONICS	02102140-07251-1	PCB Antenna	I-PEX	Note
2	2	GALTRONICS	02102140-07251-2	PCB Antenna	I-PEX	
3	3	GALTRONICS	02102140-07251-3	PCB Antenna	I-PEX	
4	4	GALTRONICS	02102140-07251-4	PCB Antenna	I-PEX	

Note:

Band	Max Gain (dBi)				Max DG (dBi)			
	Ant. 1	Ant. 2	Ant. 3	Ant. 4	4T1S	4T2S	4T3S	4T4S
2.4GHz	4.53	1.21	3.31	0.95	4.52	2.14	0.68	-0.58
5GHz	5.04	4.55	2.01	3.68	5.91	4.00	3.90	1.16

Note: The above information was declared by manufacturer.

For 2.4GHz WLAN function

For IEEE 802.11ax mode (4TX, 4RX):

Port 1 、 Port 2 、 Port 3 and Port 4 can be used as transmitting/receiving antenna.

Port 1 、 Port 2 、 Port 3 and Port 4 could transmit/receive simultaneously.

For IEEE 802.11b/g mode (1TX/1RX, 4TX/4RX):

For 1TX/1RX:

Only Port 1 can be used as transmitting/receiving antenna.



For 4TX/4RX:

Port 1、Port 2、Port 3 and Port 4 can be used as transmitting/receiving antenna.

Port 1、Port 2、Port 3 and Port 4 could transmit/receive simultaneously.

For 5GHz WLAN function

For IEEE 802.11a/n/ac/ax mode (4TX, 4RX):

Port 1、Port 2、Port 3 and Port 4 can be used as transmitting/receiving antenna.

Port 1、Port 2、Port 3 and Port 4 could transmit/receive simultaneously.

1.1.3 Mode Test Duty Cycle

Mode	DC	DCF(dB)	T(s)	VBW(Hz) ≥ 1/T
802.11a	0.947	0.24	2.066m	1k
802.11ac VHT20	0.985	0.07	n/a (DC>=0.98)	n/a (DC>=0.98)
802.11ac VHT40	0.971	0.13	952.5u	3k
802.11ac VHT80	0.941	0.26	460.625u	3k
802.11ax HEW20	0.983	0.07	n/a (DC>=0.98)	n/a (DC>=0.98)
802.11ax HEW40	0.971	0.13	917.5u	3k
802.11ax HEW80	0.946	0.24	486.25u	3k
802.11n HT20-BF	0.985	0.07	n/a (DC>=0.98)	n/a (DC>=0.98)
802.11n HT40-BF	0.971	0.13	952.5u	3k
802.11ac VHT20-BF	0.985	0.07	n/a (DC>=0.98)	n/a (DC>=0.98)
802.11ac VHT40-BF	0.971	0.13	952.5u	3k
802.11ac VHT80-BF	0.941	0.26	460.625u	3k
802.11ax HEW20-BF	0.983	0.07	n/a (DC>=0.98)	n/a (DC>=0.98)
802.11ax HEW40-BF	0.971	0.13	917.5u	3k
802.11ax HEW80-BF	0.946	0.24	486.25u	3k

Note:

- ◆ DC is Duty Cycle.
- ◆ DCF is Duty Cycle Factor.



1.1.4 EUT Operational Condition

EUT Power Type	From Power Adapter		
Beamforming Function	<input checked="" type="checkbox"/> With beamforming	<input type="checkbox"/> Without beamforming	
	The product has beamforming function for 802.11 n/ax in 2.4G and 802.11n/ac/ax in 5GHz.		
Function	<input type="checkbox"/> Outdoor P2M	<input checked="" type="checkbox"/> Indoor P2M	
	<input type="checkbox"/> Fixed P2P	<input type="checkbox"/> Client	
Test Software Version	MTool 3.1.0.5		

Note: The above information was declared by manufacturer.



1.2 Applicable Standards

According to the specifications of the manufacturer, the EUT must comply with the requirements of the following standards:

- ◆ 47 CFR FCC Part 15
- ◆ ANSI C63.10-2013
- ◆ FCC KDB 789033 D02 v02r01

The following reference test guidance is not within the scope of accreditation of TAF.

- ◆ FCC KDB 662911 D01 v02r01
- ◆ FCC KDB 412172 D01 v01r01
- ◆ FCC KDB 414788 D01 v01r01

1.3 Testing Location Information

Testing Location		
<input type="checkbox"/>	HWA YA	ADD : No. 52, Huaya 1st Rd., Guishan Dist., Taoyuan City, Taiwan (R.O.C.) TEL : 886-3-327-3456 FAX : 886-3-327-0973
<input checked="" type="checkbox"/>	JHUBEI	ADD : No.8, Lane 724, Bo-ai St., Jhubei City, HsinChu County 302, Taiwan, R.O.C. TEL : 886-3-656-9065 FAX : 886-3-656-9085

Test Condition	Test Site No.	Test Engineer	Test Environment	Test Date
RF Conducted	TH02-CB	Caster Chang	24.2~25.5°C / 53~57%	Jun. 26, 2020~Jul. 11, 2020
Radiated (below 1GHz)	03CH04-CB	Paul Chen	29.3~30.6°C / 40~42%	Jul. 01, 2020
Radiated (above 1GHz)	03CH02-CB & 03CH04-CB	Stim Sung	30.5~32.8°C / 42~46%	Jun. 24, 2020~Jul. 11, 2020
AC Conduction	CO01-CB	GN Hou	21~23°C / 56~59%	Jul. 01, 2020

Test site Designation No. TW0006 with FCC
Test site registered number IC 4086D with Industry Canada.

1.4 Measurement Uncertainty

ISO/IEC 17025 requires that an estimate of the measurement uncertainties associated with the emissions test results be included in the report. The measurement uncertainties given below are based on a 95% confidence level (based on a coverage factor (k=2))

Test Items	Uncertainty	Remark
Conducted Emission (150kHz ~ 30MHz)	2.0 dB	Confidence levels of 95%
Radiated Emission (30MHz ~ 1,000MHz)	5.6 dB	Confidence levels of 95%



For RF Conducted Test Date: Jun. 26, 2020~Jun. 28, 2020

Radiated(above 1GHz) Test Date: Jun. 24, 2020~Jun. 28, 2020

Radiated Emission (1GHz ~ 18GHz)	4.3 dB	Confidence levels of 95%
Radiated Emission (18GHz ~ 40GHz)	5.1 dB	Confidence levels of 95%
Conducted Emission	2.4 dB	Confidence levels of 95%
Output Power Measurement	1.5 dB	Confidence levels of 95%
Power Density Measurement	2.4 dB	Confidence levels of 95%
Bandwidth Measurement	2%	Confidence levels of 95%

For RF Conducted Test Date: Jun. 29, 2020~Jul. 11, 2020

Radiated(above 1GHz) Test Date: Jun. 29, 2020~Jul. 11, 2020

Radiated Emission (1GHz ~ 18GHz)	4.9 dB	Confidence levels of 95%
Radiated Emission (18GHz ~ 40GHz)	4.6 dB	Confidence levels of 95%
Conducted Emission	2.8 dB	Confidence levels of 95%
Output Power Measurement	1.4 dB	Confidence levels of 95%
Power Density Measurement	2.8 dB	Confidence levels of 95%
Bandwidth Measurement	0.39%	Confidence levels of 95%



2 Test Configuration of EUT

2.1 Test Channel Mode

Mode	Power Setting
802.11a_Nss1,(6Mbps)_4TX	-
5180MHz	90
5200MHz	97
5240MHz	96
5745MHz	97
5785MHz	97
5825MHz	98
802.11ac VHT20_Nss1,(MCS0)_4TX	-
5180MHz	86
5200MHz	97
5240MHz	96
5745MHz	96
5785MHz	97
5825MHz	98
802.11ac VHT40_Nss1,(MCS0)_4TX	-
5190MHz	77
5230MHz	93
5755MHz	96
5795MHz	97
802.11ac VHT80_Nss1,(MCS0)_4TX	-
5210MHz	71
5775MHz	90
802.11ax HEW20_Nss1,(MCS0)_4TX	-
5180MHz	86
5200MHz	97
5240MHz	96
5745MHz	96
5785MHz	97
5825MHz	98
802.11ax HEW40_Nss1,(MCS0)_4TX	-
5190MHz	77
5230MHz	93
5755MHz	96
5795MHz	97
802.11ax HEW80_Nss1,(MCS0)_4TX	-
5210MHz	71



Mode	Power Setting
5775MHz	90
802.11n HT20-BF_Nss1,(MCS0)_4TX	-
5180MHz	86
5200MHz	97
5240MHz	96
5745MHz	96
5785MHz	97
5825MHz	98
802.11n HT40-BF_Nss1,(MCS0)_4TX	-
5190MHz	77
5230MHz	93
5755MHz	96
5795MHz	97
802.11ac VHT20-BF_Nss1,(MCS0)_4TX	-
5180MHz	86
5200MHz	97
5240MHz	96
5745MHz	96
5785MHz	97
5825MHz	98
802.11ac VHT40-BF_Nss1,(MCS0)_4TX	-
5190MHz	77
5230MHz	93
5755MHz	96
5795MHz	97
802.11ac VHT80-BF_Nss1,(MCS0)_4TX	-
5210MHz	71
5775MHz	90
802.11ax HEW20-BF_Nss1,(MCS0)_4TX	-
5180MHz	86
5200MHz	97
5240MHz	96
5745MHz	96
5785MHz	97
5825MHz	98
802.11ax HEW40-BF_Nss1,(MCS0)_4TX	-
5190MHz	77
5230MHz	93
5755MHz	96
5795MHz	97



Mode	Power Setting
802.11ax HEW80-BF_Nss1,(MCS0)_4TX	-
5210MHz	71
5775MHz	90

Note:

- ◆ There are two functions of EUT, one is beamforming function, and the other is non-beamforming function for 802.11 n/ax in 2.4G and 802.11n/ac/ax in 5GHz.
- ◆ The EUT supports beamforming and CDD modes, and the CDD mode is the worst case. Therefore, all test items are evaluated in the report. The beamforming mode only evaluates the output power.



2.2 The Worst Case Measurement Configuration

The Worst Case Mode for Following Conformance Tests	
Tests Item	AC power-line conducted emissions
Condition	AC power-line conducted measurement for line and neutral
Operating Mode	Normal Link
1	Normal Link-EUT + Adapter 1
2	Normal Link-EUT + Adapter 2
For operating mode 2 is the worst case and it was record in this test report.	

The Worst Case Mode for Following Conformance Tests	
Tests Item	Emission Bandwidth Maximum Conducted Output Power Peak Power Spectral Density
Test Condition	Conducted measurement at transmit chains

The Worst Case Mode for Following Conformance Tests	
Tests Item	Unwanted Emissions
Test Condition	Radiated measurement If EUT consist of multiple antenna assembly (multiple antenna are used in EUT regardless of spatial multiplexing MIMO configuration), the radiated test should be performed with highest antenna gain of each antenna type.
Operating Mode < 1GHz	Normal Link
1	Normal Link-EUT + Adapter 1
2	Normal Link-EUT + Adapter 2
For operating mode 2 is the worst case and it was record in this test report.	
Operating Mode > 1GHz	CTX

The Worst Case Mode for Following Conformance Tests	
Tests Item	Simultaneous Transmission Analysis - Radiated Emission Co-location
Test Condition	Radiated measurement
Operating Mode	Normal Link
1	WLAN 2.4GHz+WLAN 5GHz
Refer to Appendix F for Radiated Emission Co-location.	



The Worst Case Mode for Following Conformance Tests	
Tests Item	Simultaneous Transmission Analysis - Co-location RF Exposure Evaluation
Operating Mode	
1	WLAN 2.4GHz+WLAN 5GHz
Refer to Sporton Test Report No.: FA061130 for Co-location RF Exposure Evaluation.	

Note: The EUT can only be used at Y axis position.

2.3 EUT Operation during Test

For CTX Mode:

The EUT was programmed to be in continuously transmitting mode.

For Normal Link:

During the test, the EUT operation to normal function.

2.4 Accessories

Accessories			
Equipment Name	Brand Name	Model Name	Rating
Adapter 1	DELTA	ADH-36EW B	Input: 100-125V~1.5A, 50-60Hz Output:12.0V, 3.0A
Adapter 2	NetBit	NBS36J120300VU	Input: 100-120V~, 50/60Hz, 1.0A Output:12.0V, 3.0A
Other			
RJ-45 Cable*1, non-shielded, 1.8m			



2.5 Support Equipment

For AC Conduction:

Support Equipment				
No.	Equipment	Brand Name	Model Name	FCC ID
A	2.5G WAN PC	DELL	T3400	N/A
B	LAN NB	DELL	E6430	N/A
C	2.4G NB	DELL	E6430	N/A
D	5G NB	DELL	E6430	N/A

For Radiated (below 1GHz):

Support Equipment				
No.	Equipment	Brand Name	Model Name	FCC ID
A	LAN NB	DELL	E4300	N/A
B	2.5G WAN PC	DELL	T3400	N/A
C	2.4G NB	DELL	E4300	N/A
D	5G NB	DELL	E4300	N/A

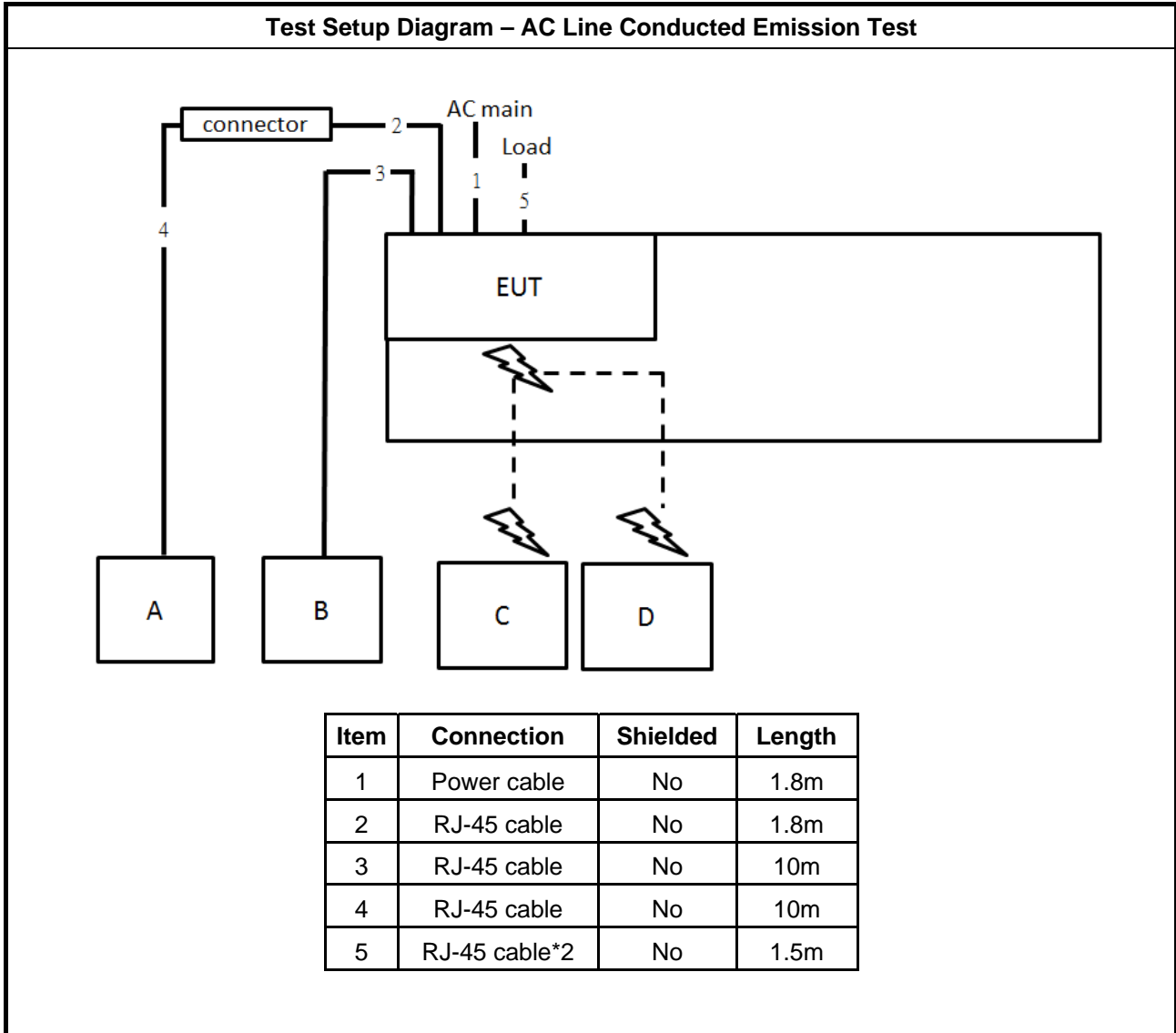
For Radiated (above 1GHz):

Support Equipment				
No.	Equipment	Brand Name	Model Name	FCC ID
A	NB	DELL	E4300	N/A

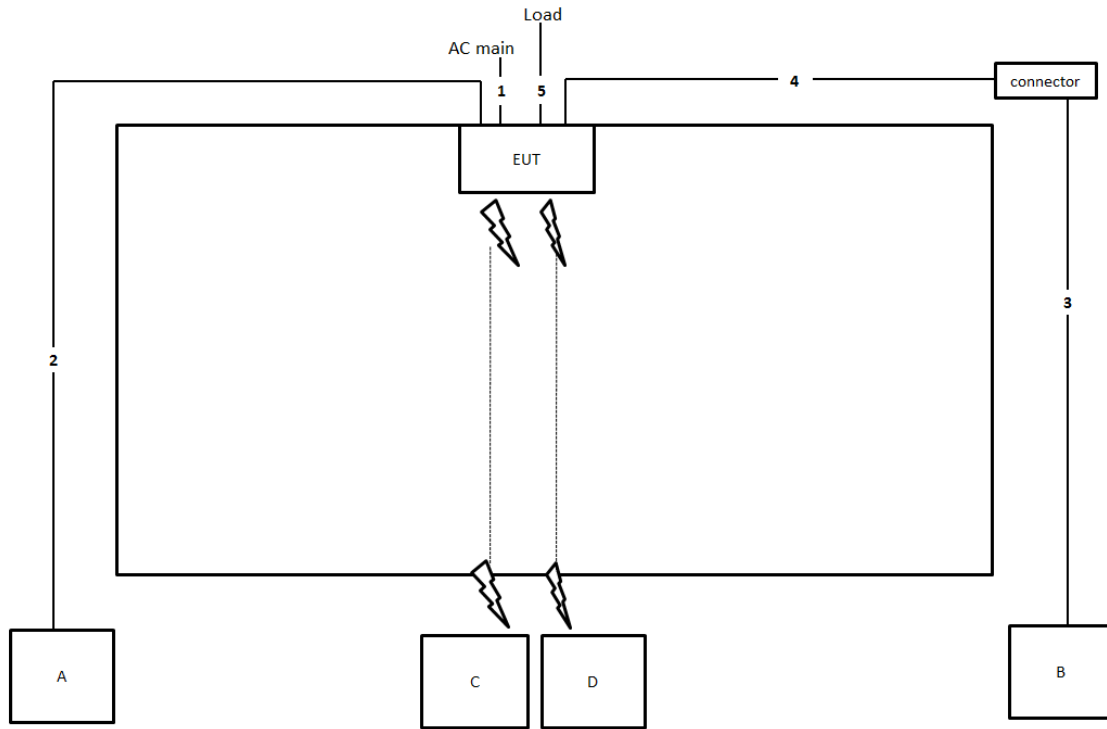
For RF Conducted:

Support Equipment				
No.	Equipment	Brand Name	Model Name	FCC ID
A	NB	DELL	E4300	N/A

2.6 Test Setup Diagram

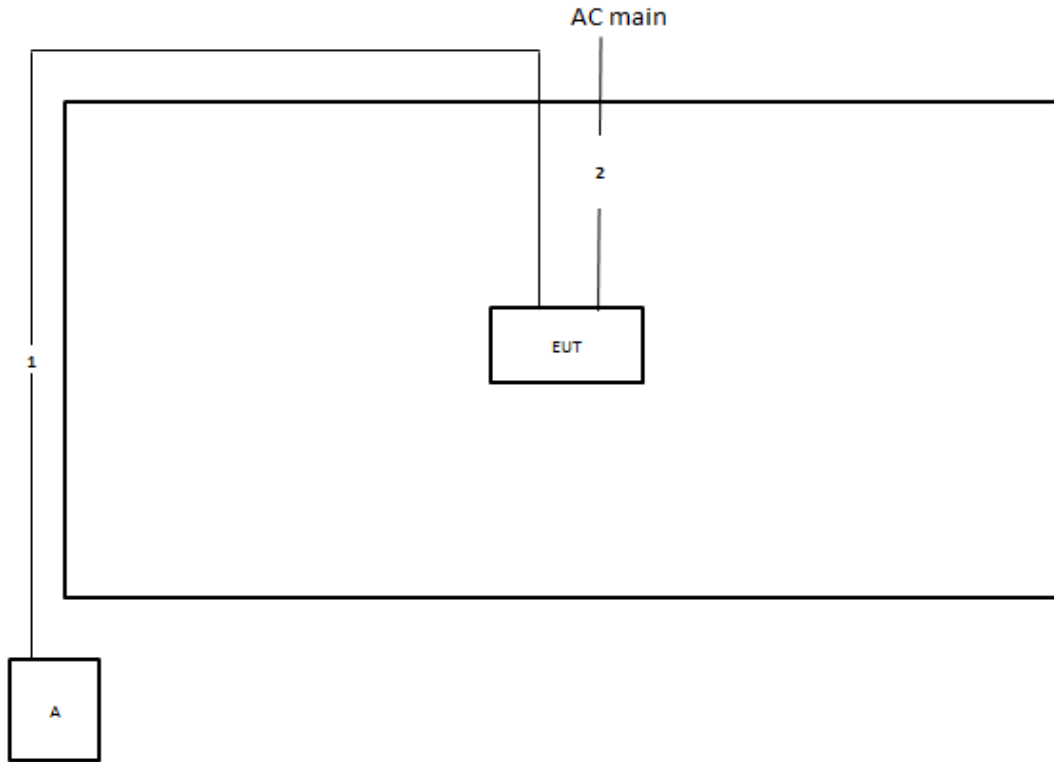


Test Setup Diagram - Radiated Test < 1GHz



Item	Connection	Shielded	Length
1	Power cable	No	1.8m
2	RJ-45 cable	No	10m
3	RJ-45 cable	No	10m
4	RJ-45 cable	No	1.8m
5	RJ-45 cable*2	No	1.5m

Test Setup Diagram - Radiated Test > 1GHz



Item	Connection	Shielded	Length
1	RJ-45 cable	No	10m
2	Power cable	No	1.8m



3 Transmitter Test Result

3.1 AC Power-line Conducted Emissions

3.1.1 AC Power-line Conducted Emissions Limit

AC Power-line Conducted Emissions Limit		
Frequency Emission (MHz)	Quasi-Peak	Average
0.15-0.5	66 - 56 *	56 - 46 *
0.5-5	56	46
5-30	60	50

Note 1: * Decreases with the logarithm of the frequency.

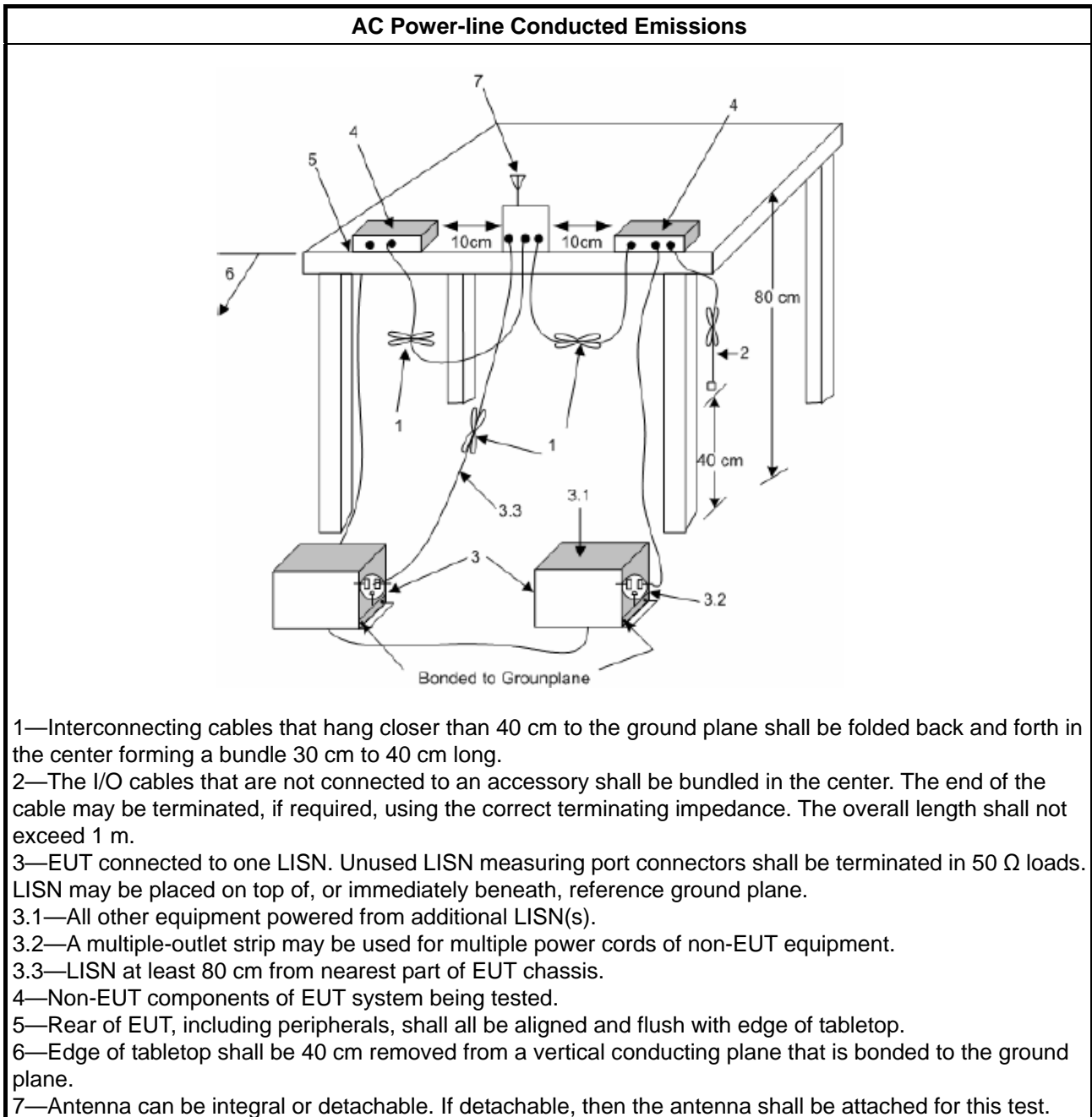
3.1.2 Measuring Instruments

Refer a test equipment and calibration data table in this test report.

3.1.3 Test Procedures

Test Method
<input checked="" type="checkbox"/> Refer as ANSI C63.10-2013, clause 6.2 for AC power-line conducted emissions.

3.1.4 Test Setup



3.1.5 Measurement Results Calculation

The measured Level is calculated using:

- a. Corrected Reading (dBuV) = LISN Factor + Cable Loss + Read Level = Level
- b. Margin = - Limit + (Read Level + LISN Factor + Cable Loss)

3.1.6 Test Result of AC Power-line Conducted Emissions

Refer as Appendix A

3.2 Emission Bandwidth

3.2.1 Emission Bandwidth Limit

Emission Bandwidth Limit	
UNII Devices	
<input checked="" type="checkbox"/>	For the 5.15-5.25 GHz band, N/A
<input type="checkbox"/>	For the 5.25-5.35 GHz band, the maximum conducted output power shall not exceed the lesser of 250 mW or 11 dBm + 10 log B, where B is the 26 dB emission bandwidth in MHz.
<input type="checkbox"/>	For the 5.47-5.725 GHz band, the maximum conducted output power shall not exceed the lesser of 250 mW or 11 dBm + 10 log B, where B is the 26 dB emission bandwidth in MHz.
<input checked="" type="checkbox"/>	For the 5.725-5.85 GHz band, 6 dB emission bandwidth \geq 500kHz.
LE-LAN Devices	
<input type="checkbox"/>	For the band 5.15-5.25 GHz, the maximum e.i.r.p. shall not exceed 200 mW or 10 + 10 log B, dBm, whichever power is less. B is the 99% emission bandwidth in MHz.
<input type="checkbox"/>	For the 5.25-5.35 GHz band, the maximum e.i.r.p. shall not exceed 1.0 W or 17 + 10 log B, dBm, whichever power is less. B is the 99% emission bandwidth in MHz
<input type="checkbox"/>	For the 5.47-5.6 GHz band and 5.65-5.725 GHz band, the maximum e.i.r.p. shall not exceed 1.0 W or 17 + 10 log B, dBm, whichever power is less. B is the 99% emission bandwidth in MHz
<input type="checkbox"/>	For the 5.725-5.85 GHz band, 6 dB emission bandwidth \geq 500kHz.

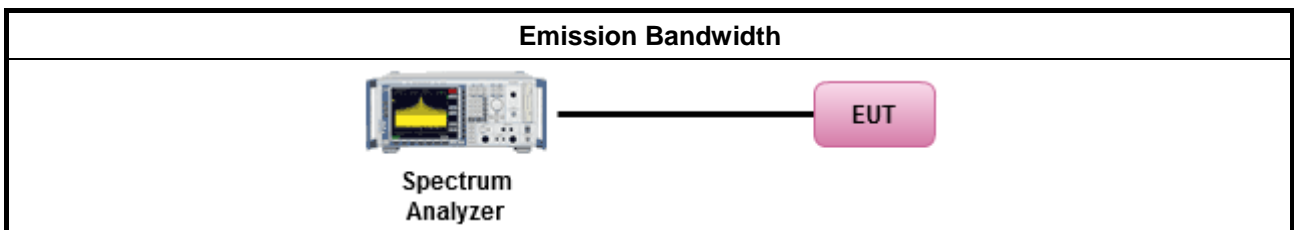
3.2.2 Measuring Instruments

Refer a test equipment and calibration data table in this test report.

3.2.3 Test Procedures

Test Method							
<ul style="list-style-type: none"> ▪ For the emission bandwidth shall be measured using one of the options below: <table border="1" style="width: 100%; border-collapse: collapse;"> <tr> <td style="width: 20px;"><input checked="" type="checkbox"/></td> <td>Refer as FCC KDB 789033, clause C for EBW and clause D for OBW measurement.</td> </tr> <tr> <td><input type="checkbox"/></td> <td>Refer as ANSI C63.10, clause 6.9.1 for occupied bandwidth testing.</td> </tr> <tr> <td><input type="checkbox"/></td> <td>Refer as IC RSS-Gen, clause 4.6 for bandwidth testing.</td> </tr> </table> 		<input checked="" type="checkbox"/>	Refer as FCC KDB 789033, clause C for EBW and clause D for OBW measurement.	<input type="checkbox"/>	Refer as ANSI C63.10, clause 6.9.1 for occupied bandwidth testing.	<input type="checkbox"/>	Refer as IC RSS-Gen, clause 4.6 for bandwidth testing.
<input checked="" type="checkbox"/>	Refer as FCC KDB 789033, clause C for EBW and clause D for OBW measurement.						
<input type="checkbox"/>	Refer as ANSI C63.10, clause 6.9.1 for occupied bandwidth testing.						
<input type="checkbox"/>	Refer as IC RSS-Gen, clause 4.6 for bandwidth testing.						

3.2.4 Test Setup



3.2.5 Test Result of Emission Bandwidth

Refer as Appendix B



3.3 Maximum Conducted Output Power

3.3.1 Maximum Conducted Output Power Limit

Maximum Conducted Output Power Limit	
UNII Devices	
<input checked="" type="checkbox"/> For the 5.15-5.25 GHz band:	
	<ul style="list-style-type: none"> ▪ Outdoor AP: the maximum conducted output power (P_{Out}) shall not exceed the lesser of 1 W. If $G_{TX} > 6$ dBi, then $P_{Out} = 30 - (G_{TX} - 6)$. e.i.r.p. at any elevation angle above 30 degrees ≤ 125mW [21dBm] ▪ Indoor AP: the maximum conducted output power (P_{Out}) shall not exceed the lesser of 1 W. If $G_{TX} > 6$ dBi, then $P_{Out} = 30 - (G_{TX} - 6)$ ▪ Point-to-point AP: the maximum conducted output power (P_{Out}) shall not exceed the lesser of 1 W. If $G_{TX} > 23$ dBi, then $P_{Out} = 30 - (G_{TX} - 23)$. ▪ Mobile or Portable Client: the maximum conducted output power (P_{Out}) shall not exceed the lesser of 250 mW. If $G_{TX} > 6$ dBi, then $P_{Out} = 24 - (G_{TX} - 6)$.
<input type="checkbox"/> For the 5.25-5.35 GHz band, the maximum conducted output power (P_{Out}) shall not exceed the lesser of 250 mW or 11 dBm + 10 log B, where B is the 26 dB emission bandwidth in MHz. If $G_{TX} > 6$ dBi, then $P_{Out} = 24 - (G_{TX} - 6)$.	
<input type="checkbox"/> For the 5.47-5.725 GHz band, the maximum conducted output power (P_{Out}) shall not exceed the lesser of 250 mW or 11 dBm + 10 log B, where B is the 26 dB emission bandwidth in MHz. If $G_{TX} > 6$ dBi, then $P_{Out} = 24 - (G_{TX} - 6)$.	
<input checked="" type="checkbox"/> For the 5.725-5.85 GHz band:	
	<ul style="list-style-type: none"> ▪ Point-to-multipoint systems (P2M): the maximum conducted output power (P_{Out}) shall not exceed the lesser of 1 W. If $G_{TX} > 6$ dBi, then $P_{Out} = 30 - (G_{TX} - 6)$. ▪ Point-to-point systems (P2P): the maximum conducted output power (P_{Out}) shall not exceed the lesser of 1 W.
LE-LAN Devices	
<input type="checkbox"/> For the 5.15-5.25 GHz band, the maximum e.i.r.p. shall not exceed 200 mW or 10 + 10 log B, dBm, whichever power is less. B is the 99% emission bandwidth in MHz.	
<input type="checkbox"/> For the 5.25-5.35 GHz band, the maximum e.i.r.p. shall not exceed 1.0 W or 17 + 10 log B, dBm, whichever power is less. B is the 99% emission bandwidth in MHz	
<input type="checkbox"/> For the 5.47-5.6 GHz band and 5.65-5.725 GHz band, the maximum e.i.r.p. shall not exceed 1.0 W or 17 + 10 log B, dBm, whichever power is less. B is the 99% emission bandwidth in MHz	
<input type="checkbox"/> For the 5.725-5.85 GHz band:	
	<ul style="list-style-type: none"> ▪ Point-to-multipoint systems (P2M): the maximum conducted output power (P_{Out}) shall not exceed the lesser of 1 W. If $G_{TX} > 6$ dBi, then $P_{Out} = 30 - (G_{TX} - 6)$. ▪ Point-to-point systems (P2P): the maximum conducted output power (P_{Out}) shall not exceed the lesser of 1 W.
P_{Out} = maximum conducted output power in dBm, G_{TX} = the maximum transmitting antenna directional gain in dBi.	


3.3.2 Measuring Instruments

Refer a test equipment and calibration data table in this test report.

3.3.3 Test Procedures

Test Method	
<ul style="list-style-type: none"> ▪ Maximum Conducted Output Power 	
Average over on/off periods with duty factor	
<input type="checkbox"/>	Refer as FCC KDB 789033, clause E Method SA-2 (spectral trace averaging).
<input type="checkbox"/>	Refer as FCC KDB 789033, clause E Method SA-2 Alt. (RMS detection with slow sweep speed)
Wideband RF power meter and average over on/off periods with duty factor	
<input checked="" type="checkbox"/>	Refer as FCC KDB 789033, clause E Method PM-G (using an RF average power meter).
<ul style="list-style-type: none"> ▪ For conducted measurement. 	
<ul style="list-style-type: none"> ▪ If the EUT supports multiple transmit chains using options given below: Refer as FCC KDB 662911, In-band power measurements. Using the measure-and-sum approach, measured all transmit ports individually. Sum the power (in linear power units e.g., mW) of all ports for each individual sample and save them. 	
<ul style="list-style-type: none"> ▪ If multiple transmit chains, EIRP calculation could be following as methods: $P_{total} = P_1 + P_2 + \dots + P_n$ (calculated in linear unit [mW] and transfer to log unit [dBm]) $EIRP_{total} = P_{total} + DG$ 	

3.3.4 Test Setup



3.3.5 Test Result of Maximum Conducted Output Power

Refer as Appendix C



3.4 Peak Power Spectral Density

3.4.1 Peak Power Spectral Density Limit

Peak Power Spectral Density Limit	
UNII Devices	
<input checked="" type="checkbox"/> For the 5.15-5.25 GHz band:	
	<ul style="list-style-type: none"> ▪ Outdoor AP: the peak power spectral density (PPSD) shall not exceed the lesser of 17dBm/MHz. If $G_{TX} > 6$ dBi, then $P_{Out} = 17 - (G_{TX} - 6)$. ▪ Indoor AP: the peak power spectral density (PPSD) shall not exceed the lesser of 17dBm/MHz. If $G_{TX} > 6$ dBi, then $P_{Out} = 17 - (G_{TX} - 6)$. ▪ Point-to-point AP: the peak power spectral density (PPSD) shall not exceed the lesser of 17dBm/MHz. If $G_{TX} > 23$ dBi, then $P_{Out} = 17 - (G_{TX} - 23)$. ▪ Mobile or Portable Client: the peak power spectral density (PPSD) ≤ 11 dBm/MHz. If $G_{TX} > 6$ dBi, then $PPSD = 11 - (G_{TX} - 6)$.
<input type="checkbox"/> For the 5.25-5.35 GHz band, the peak power spectral density (PPSD) ≤ 11 dBm/MHz. If $G_{TX} > 6$ dBi, then $PPSD = 11 - (G_{TX} - 6)$.	
<input type="checkbox"/> For the 5.47-5.725 GHz band, the peak power spectral density (PPSD) ≤ 11 dBm/MHz. If $G_{TX} > 6$ dBi, then $PPSD = 11 - (G_{TX} - 6)$.	
<input checked="" type="checkbox"/> For the 5.725-5.85 GHz band:	
	<ul style="list-style-type: none"> ▪ Point-to-multipoint systems (P2M): the peak power spectral density (PPSD) ≤ 30 dBm/500kHz. If $G_{TX} > 6$ dBi, then $PPSD = 30 - (G_{TX} - 6)$. ▪ Point-to-point systems (P2P): the peak power spectral density (PPSD) ≤ 30 dBm/500kHz.
LE-LAN Devices	
<input type="checkbox"/> For the 5.15-5.25 GHz band, the e.i.r.p. peak power spectral density (PPSD) ≤ 10 dBm/MHz.	
<input type="checkbox"/> For the 5.25-5.35 GHz band, the peak power spectral density (PPSD) ≤ 11 dBm/MHz.	
	<ul style="list-style-type: none"> ▪ e.i.r.p. greater than 200 mW shall comply with the following e.i.r.p. at different elevations, where θ is the angle above the local horizontal plane (of the Earth) as shown below: -13 dBW/MHz for $0^\circ \leq \theta < 8^\circ$; -13 - 0.716 (θ-8) dBW/MHz for $8^\circ \leq \theta < 40^\circ$ -35.9 - 1.22 (θ-40) dBW/MHz for $40^\circ \leq \theta \leq 45^\circ$; -42 dBW/MHz for $\theta > 45^\circ$
<input type="checkbox"/> For the 5.47-5.6 GHz band and 5.65-5.725 GHz band, the peak power spectral density (PPSD) ≤ 11 dBm/MHz.	
<input type="checkbox"/> For the 5.725-5.85 GHz band:	
	<ul style="list-style-type: none"> ▪ Point-to-multipoint systems (P2M): the peak power spectral density (PPSD) ≤ 30 dBm/500kHz. If $G_{TX} > 6$ dBi, then $PPSD = 30 - (G_{TX} - 6)$. ▪ Point-to-point systems (P2P): the peak power spectral density (PPSD) ≤ 30 dBm/500kHz.
<p>PPSD = peak power spectral density that he same method as used to determine the conducted output power shall be used to determine the power spectral density. And power spectral density in dBm/MHz G_{TX} = the maximum transmitting antenna directional gain in dBi.</p>	



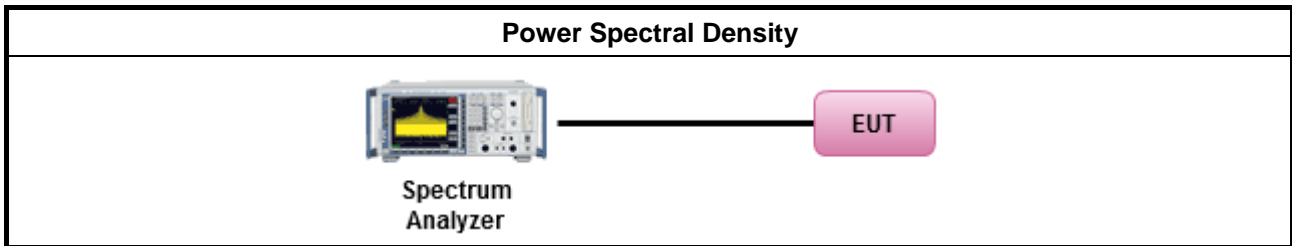
3.4.2 Measuring Instruments

Refer a test equipment and calibration data table in this test report.

3.4.3 Test Procedures

Test Method	
<ul style="list-style-type: none"> ▪ Peak power spectral density procedures that the same method as used to determine the conducted output power shall be used to determine the peak power spectral density and use the peak search function on the spectrum analyzer to find the peak of the spectrum. For the peak power spectral density shall be measured using below options: 	
<input type="checkbox"/>	Refer as FCC KDB 789033, F)5) power spectral density can be measured using resolution bandwidths < 1 MHz provided that the results are integrated over 1 MHz bandwidth
[duty cycle ≥ 98% or external video / power trigger]	
<input checked="" type="checkbox"/>	Refer as FCC KDB 789033, clause E Method SA-1 (spectral trace averaging).
<input type="checkbox"/>	Refer as FCC KDB 789033, clause E Method SA-1 Alt. (RMS detection with slow sweep speed)
duty cycle < 98% and average over on/off periods with duty factor	
<input checked="" type="checkbox"/>	Refer as FCC KDB 789033, clause E Method SA-2 (spectral trace averaging).
<input type="checkbox"/>	Refer as FCC KDB 789033, clause E Method SA-2 Alt. (RMS detection with slow sweep speed)
<ul style="list-style-type: none"> ▪ For conducted measurement. 	
<ul style="list-style-type: none"> ▪ If the EUT supports multiple transmit chains using options given below: 	
<input checked="" type="checkbox"/>	Option 1: Measure and sum the spectra across the outputs. Refer as FCC KDB 662911, In-band power spectral density (PSD). Sample all transmit ports simultaneously using a spectrum analyzer for each transmit port. Where the trace bin-by-bin of each transmit port summing can be performed. (i.e., in the first spectral bin of output 1 is summed with that in the first spectral bin of output 2 and that from the first spectral bin of output 3, and so on up to the NTX output to obtain the value for the first frequency bin of the summed spectrum.). Add up the amplitude (power) values for the different transmit chains and use this as the new data trace.
<input type="checkbox"/>	Option 2: Measure and sum spectral maxima across the outputs. With this technique, spectra are measured at each output of the device at the required resolution bandwidth. The maximum value (peak) of each spectrum is determined. These maximum values are then summed mathematically in linear power units across the outputs. These operations shall be performed separately over frequency spans that have different out-of-band or spurious emission limits,
<input type="checkbox"/>	Option 3: Measure and add 10 log(N) dB, where N is the number of transmit chains. Refer as FCC KDB 662911, In-band power spectral density (PSD). Performed at each transmit chains and each transmit chains shall be compared with the limit have been reduced with 10 log(N). Or each transmit chains shall be add 10 log(N) to compared with the limit.
<ul style="list-style-type: none"> ▪ If multiple transmit chains, EIRP PPSD calculation could be following as methods: $PPSD_{total} = PPSD_1 + PPSD_2 + \dots + PPSD_n$ (calculated in linear unit [mW] and transfer to log unit [dBm]) $EIRP_{total} = PPSD_{total} + DG$ 	

3.4.4 Test Setup



3.4.5 Test Result of Peak Power Spectral Density

Refer as Appendix D



3.5 Unwanted Emissions

3.5.1 Transmitter Unwanted Emissions Limit

Unwanted emissions below 1 GHz and restricted band emissions above 1GHz limit			
Frequency Range (MHz)	Field Strength (uV/m)	Field Strength (dBuV/m)	Measure Distance (m)
0.009~0.490	2400/F(kHz)	48.5 - 13.8	300
0.490~1.705	24000/F(kHz)	33.8 - 23	30
1.705~30.0	30	29	30
30~88	100	40	3
88~216	150	43.5	3
216~960	200	46	3
Above 960	500	54	3

Note 1: Test distance for frequencies at or above 30 MHz, measurements may be performed at a distance other than the limit distance provided they are not performed in the near field and the emissions to be measured can be detected by the measurement equipment. When performing measurements at a distance other than that specified, the results shall be extrapolated to the specified distance using an extrapolation factor of 20 dB/decade (inverse of linear distance for field-strength measurements, inverse of linear distance-squared for power-density measurements).

Note 2: Test distance for frequencies at below 30 MHz, measurements may be performed at a distance closer than the EUT limit distance; however, an attempt should be made to avoid making measurements in the near field. When performing measurements below 30 MHz at a closer distance than the limit distance, the results shall be extrapolated to the specified distance by either making measurements at a minimum of two or more distances on at least one radial to determine the proper extrapolation factor or by using the square of an inverse linear distance extrapolation factor (40 dB/decade). The test report shall specify the extrapolation method used to determine compliance of the EUT.

Note 3: Using the distance of 1m during the test for above 18 GHz, and the test value to correct for the distance factor at 3m.

Un-restricted band emissions above 1GHz Limit	
Operating Band	Limit
<input checked="" type="checkbox"/> 5.15 - 5.25 GHz	e.i.r.p. -27 dBm [68.2 dBuV/m@3m]
<input type="checkbox"/> 5.25 - 5.35 GHz	e.i.r.p. -27 dBm [68.2 dBuV/m@3m]
<input type="checkbox"/> 5.47 - 5.725 GHz	e.i.r.p. -27 dBm [68.2 dBuV/m@3m]
<input checked="" type="checkbox"/> 5.725 - 5.85 GHz	all emissions shall be limited to a level of -27 dBm/MHz at 75 MHz or more above or below the band edge increasing linearly to 10 dBm/MHz at 25 MHz above or below the band edge, and from 25 MHz above or below the band edge increasing linearly to a level of 15.6 dBm/MHz at 5 MHz above or below the band edge, and from 5 MHz above or below the band edge increasing linearly to a level of 27 dBm/MHz at the band edge.

Note 1: Measurements may be performed at a distance other than the limit distance provided they are not performed in the near field and the emissions to be measured can be detected by the measurement equipment. When performing measurements at a distance other than that specified, the results shall be extrapolated to the specified distance using an extrapolation factor of 20 dB/decade (inverse of



linear distance for field-strength measurements, inverse of linear distance-squared for power-density measurements).

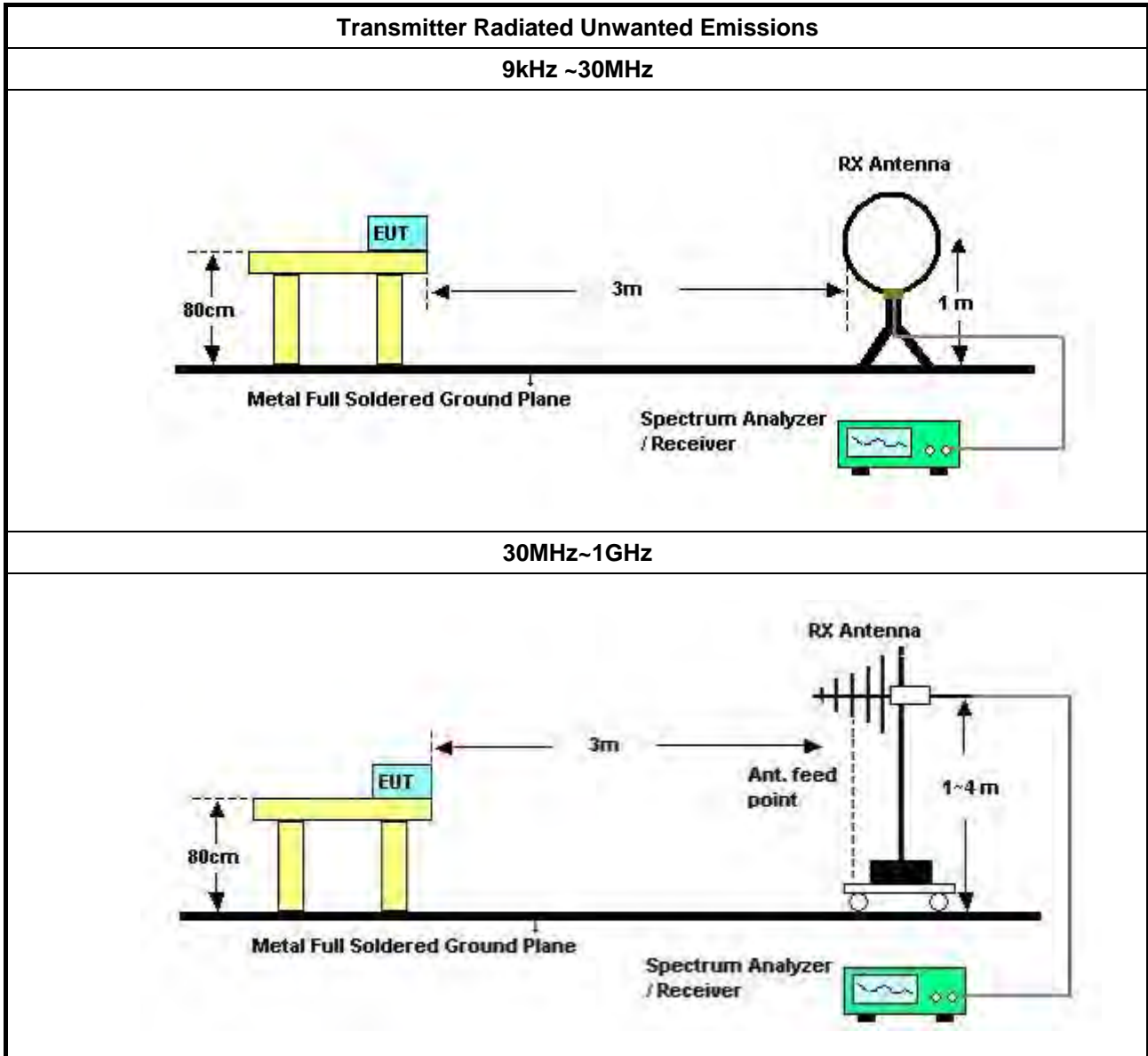
3.5.2 Measuring Instruments

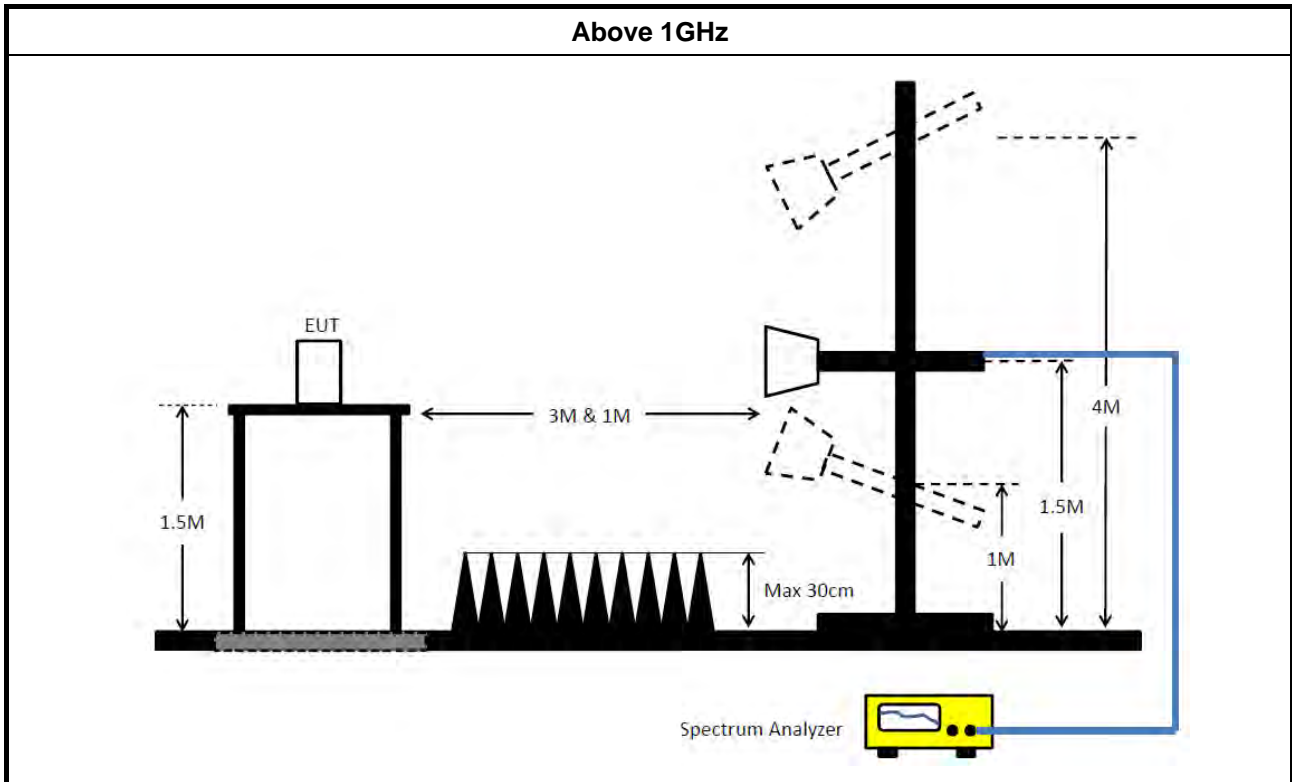
Refer a test equipment and calibration data table in this test report.

3.5.3 Test Procedures

Test Method	
	<ul style="list-style-type: none"> ▪ Measurements may be performed at a distance other than the limit distance provided they are not performed in the near field and the emissions to be measured can be detected by the measurement equipment. Measurements shall not be performed at a distance greater than 30 m for frequencies above 30 MHz, unless it can be further demonstrated that measurements at a distance of 30 m or less are impractical. When performing measurements at a distance other than that specified, the results shall be extrapolated to the specified distance using an extrapolation factor of 20 dB/decade (inverse of linear distance for field-strength measurements, inverse of linear distance-squared for power-density measurements).
	<ul style="list-style-type: none"> ▪ The average emission levels shall be measured in [duty cycle ≥ 98 or duty factor].
	<ul style="list-style-type: none"> ▪ For the transmitter unwanted emissions shall be measured using following options below: <ul style="list-style-type: none"> ▪ Refer as FCC KDB 789033, clause G)2) for unwanted emissions into non-restricted bands. ▪ Refer as FCC KDB 789033, clause G)1) for unwanted emissions into restricted bands. <ul style="list-style-type: none"> <input type="checkbox"/> Refer as FCC KDB 789033, G)6) Method AD (Trace Averaging). <input checked="" type="checkbox"/> Refer as FCC KDB 789033, G)6) Method VB (Reduced VBW). <input type="checkbox"/> Refer as ANSI C63.10, clause 11.12.2.5.3 (Reduced VBW). VBW ≥ 1/T, where T is pulse time. <input type="checkbox"/> Refer as ANSI C63.10, clause 7.5 average value of pulsed emissions. <input checked="" type="checkbox"/> Refer as FCC KDB 789033, clause G)5) measurement procedure peak limit. <input type="checkbox"/> Refer as ANSI C63.10, clause 4.1.4.2.2 measurement procedure peak limit.
	<ul style="list-style-type: none"> ▪ For radiated measurement. <ul style="list-style-type: none"> ▪ Refer as ANSI C63.10, clause 6.4 for radiated emissions below 30 MHz and test distance is 3m. ▪ Refer as ANSI C63.10, clause 6.5 for radiated emissions 30 MHz to 1 GHz and test distance is 3m. ▪ Refer as ANSI C63.10, clause 6.6 for radiated emissions above 1GHz.
	<ul style="list-style-type: none"> ▪ The any unwanted emissions level shall not exceed the fundamental emission level.
	<ul style="list-style-type: none"> ▪ All amplitude of spurious emissions that are attenuated by more than 20 dB below the permissible value has no need to be reported.

3.5.4 Test Setup





3.5.5 Measurement Results Calculation

The measured Level is calculated using:

Corrected Reading: Antenna Factor + Cable Loss + Read Level - Preamp Factor (if applicable) = Level.

3.5.6 Transmitter Unwanted Emissions (Below 30MHz)

There is a comparison data of both open-field test site and alternative test site - semi-Anechoic chamber according to KDB414788 Radiated Test Site, and the result came out very similar.

All amplitude of spurious emissions that are attenuated by more than 20 dB below the permissible value has no need to be reported.

The radiated emissions were investigated from 9 kHz or the lowest frequency generated within the device, up to the 10 harmonic or 40 GHz, whichever is appropriate.

3.5.7 Test Result of Transmitter Unwanted Emissions

Refer as Appendix E



4 Test Equipment and Calibration Data

Instrument	Manufacturer	Model No.	Serial No.	Characteristics	Calibration Date	Calibration Due Date	Remark
EMI Receiver	Agilent	N9038A	My52260123	9kHz ~ 8.45GHz	Feb. 26, 2020	Feb. 25, 2021	Conduction (CO01-CB)
LISN	F.C.C.	FCC-LISN-50-16-2	04083	150kHz ~ 100MHz	Dec. 25, 2019	Dec. 24, 2020	Conduction (CO01-CB)
LISN	Schwarzbeck	NSLK 8127	8127647	9kHz ~ 30MHz	Feb. 25, 2020	Feb. 24, 2021	Conduction (CO01-CB)
Pulse Limiter	Rohde & Schwarz	ESH3-Z2	100430	9kHz ~ 30MHz	Jan. 31, 2020	Jan. 30, 2021	Conduction (CO01-CB)
COND Cable	Woken	Cable	Low cable-CO01	9kHz ~ 30MHz	May 20, 2020	May 19, 2021	Conduction (CO01-CB)
Software	Audix	E3	6.120210n	-	N.C.R.	N.C.R.	Conduction (CO01-CB)
BILOG ANTENNA with 6 dB attenuator	Schaffner & EMCI	CBL6112B & N-6-06	22021&AT-N0607	30MHz ~ 1GHz	Oct. 12, 2019	Oct. 11, 2020	Radiation (03CH04-CB)
Loop Antenna	Teseq	HLA 6120	24155	9kHz - 30 MHz	Apr. 13, 2020	Apr. 12, 2021	Radiation (03CH04-CB)
Horn Antenna	ETS · Lindgren	3115	00143147	750MHz~18GHz	Oct. 22, 2019	Oct. 21, 2020	Radiation (03CH04-CB)
Horn Antenna	Schwarzbeck	BBHA 9170	BBHA9170252	15GHz ~ 40GHz	Jun. 27, 2019	Jun. 26, 2020	Radiation (03CH04-CB)
Horn Antenna	SCHWARZBECK	BBHA 9170	BBHA9170507	15GHz ~ 40GHz	Jun. 11, 2020	Jun. 10, 2021	Radiation (03CH04-CB)
Pre-Amplifier	Agilent	310N	187290	0.1MHz ~ 1GHz	Apr. 28, 2020	Apr. 27, 2021	Radiation (03CH04-CB)
Pre-Amplifier	Agilent	83017A	MY53270063	0.5GHz ~ 26.5GHz	Mar. 11, 2020	Mar. 10, 2021	Radiation (03CH04-CB)
Pre-Amplifier	MITEQ	TTA1840-35-HG	1864479	18GHz ~ 40GHz	Jul. 08, 2020	Jul. 07, 2021	Radiation (03CH04-CB)
Amplifier	-	-	TF-130N-R1	18GHz ~ 40GHz	Jun. 19, 2020	Jun. 18, 2021	Radiation (03CH04-CB)
Spectrum Analyzer	R&S	FSP40	100142	9kHz~40GHz	Dec. 18, 2019	Dec. 17, 2020	Radiation (03CH04-CB)
EMI Test Receiver	R&S	ESCS	826547/017	9kHz ~ 2.75GHz	May 13, 2020	May 12, 2021	Radiation (03CH04-CB)
RF Cable-low	Woken	RG402	Low Cable-03+22	30MHz ~ 1GHz	Oct. 07, 2019	Oct. 06, 2020	Radiation (03CH04-CB)



Instrument	Manufacturer	Model No.	Serial No.	Characteristics	Calibration Date	Calibration Due Date	Remark
RF Cable-high	Woken	RG402	High Cable-21	1GHz - 18GHz	Feb. 01, 2020	Jan. 31, 2021	Radiation (03CH04-CB)
RF Cable-high	Woken	RG402	High Cable-21	1GHz - 18GHz	Jul. 07, 2020	Jul. 06, 2021	Radiation (03CH04-CB)
RF Cable-high	Woken	RG402	High Cable-21+22	1GHz - 18GHz	Feb. 01, 2020	Jan. 31, 2021	Radiation (03CH04-CB)
RF Cable-high	Woken	RG402	High Cable-40G#1	18GHz ~ 40 GHz	Jul. 24, 2019	Jul. 23, 2020	Radiation (03CH04-CB)
RF Cable-high	Woken	RG402	High Cable-40G#2	18GHz ~ 40 GHz	Jul. 24, 2019	Jul. 23, 2020	Radiation (03CH04-CB)
Horn Antenna	EMCO	3115	9610-4976	1GHz ~ 18GHz	Apr. 21, 2020	Apr. 20, 2021	Radiation (03CH02-CB)
Horn Antenna	Schwarzbeck	BBHA 9170	BBHA9170252	15GHz ~ 40GHz	Jun. 27, 2019	Jun. 26, 2020	Radiation (03CH02-CB)
Horn Antenna	SCHWARZBECK	BBHA 9170	BBHA9170507	15GHz ~ 40GHz	Jun. 11, 2020	Jun. 10, 2021	Radiation (03CH02-CB)
Pre-Amplifier	Agilent	83017A	MY39501305	1GHz ~ 26.5GHz	Aug. 21, 2019	Aug. 20, 2020	Radiation (03CH02-CB)
Pre-Amplifier	MITEQ	TTA1840-35-HG	1864479	18GHz ~ 40GHz	Jul. 03, 2019	Jul. 02, 2020	Radiation (03CH02-CB)
Spectrum Analyzer	R&S	FSP40	100304	9kHz ~ 40GHz	Aug. 15, 2019	Aug. 14, 2020	Radiation (03CH02-CB)
High Cable	Woken	RG402	High Cable-18	1GHz ~ 18GHz	Oct. 07, 2019	Oct. 06, 2020	Radiation (03CH02-CB)
High Cable	Woken	RG402	High Cable-18+19	1GHz ~ 18GHz	Oct. 07, 2019	Oct. 06, 2020	Radiation (03CH02-CB)
RF Cable-high	Woken	RG402	High Cable-40G#1	18GHz ~ 40 GHz	Jul. 24, 2019	Jul. 23, 2020	Radiation (03CH02-CB)
RF Cable-high	Woken	RG402	High Cable-40G#2	18GHz ~ 40 GHz	Jul. 24, 2019	Jul. 23, 2020	Radiation (03CH02-CB)
Spectrum analyzer	R&S	FSV40	101027	9kHz~40GHz	Jul. 02, 2019	Jul. 01, 2020	Conducted (TH02-CB)
Power Sensor	Anritsu	MA2411B	1126203	300MHz~40GHz	Sep. 11, 2019	Sep. 10, 2020	Conducted (TH02-CB)
Power Meter	Anritsu	ML2495A	1210004	300MHz~40GHz	Sep. 11, 2019	Sep. 10, 2020	Conducted (TH02-CB)
RF Cable-high	Woken	RG402	High Cable-01	1 GHz – 26.5 GHz	Oct. 07, 2019	Oct. 06, 2020	Conducted (TH02-CB)



Instrument	Manufacturer	Model No.	Serial No.	Characteristics	Calibration Date	Calibration Due Date	Remark
RF Cable-high	Woken	RG402	High Cable-02	1 GHz – 26.5 GHz	Oct. 07, 2019	Oct. 06, 2020	Conducted (TH02-CB)
RF Cable-high	Woken	RG402	High Cable-3	1 GHz – 26.5 GHz	Oct. 07, 2019	Oct. 06, 2020	Conducted (TH02-CB)
RF Cable-high	Woken	RG402	High Cable-04	1 GHz – 26.5 GHz	Oct. 07, 2019	Oct. 06, 2020	Conducted (TH02-CB)
RF Cable-high	Woken	RG402	High Cable-05	1 GHz – 26.5 GHz	Oct. 07, 2019	Oct. 06, 2020	Conducted (TH02-CB)

Note: Calibration Interval of instruments listed above is one year.
NCR means Non-Calibration required.



AC Power-line Conducted Emissions Result

Appendix A

Summary

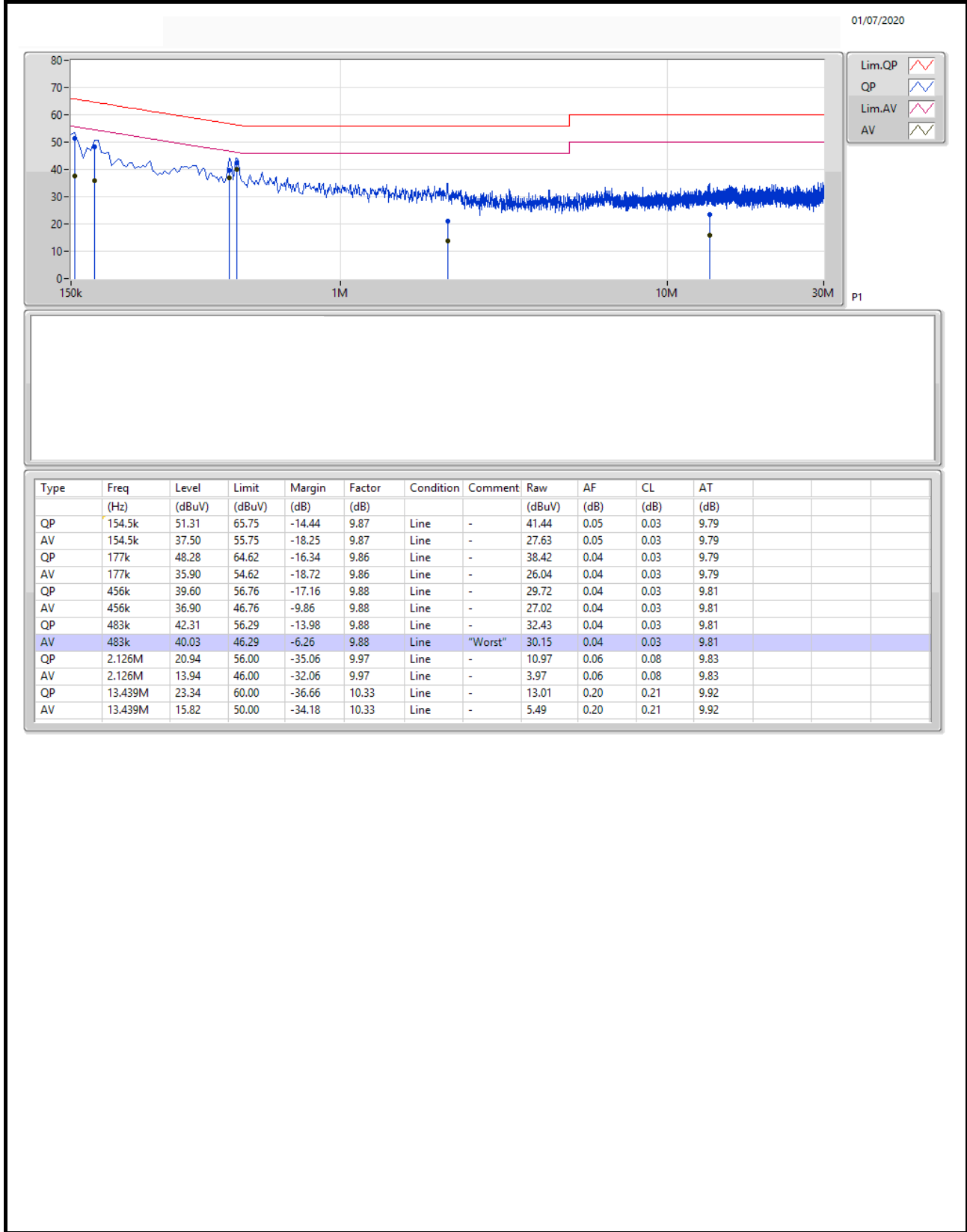
Mode	Result	Type	Freq (Hz)	Level (dBuV)	Limit (dBuV)	Margin (dB)	Factor (dB)	Condition
Mode 2	Pass	AV	483k	40.03	46.29	-6.26	9.88	Line



AC Power-line Conducted Emissions Result

Appendix A

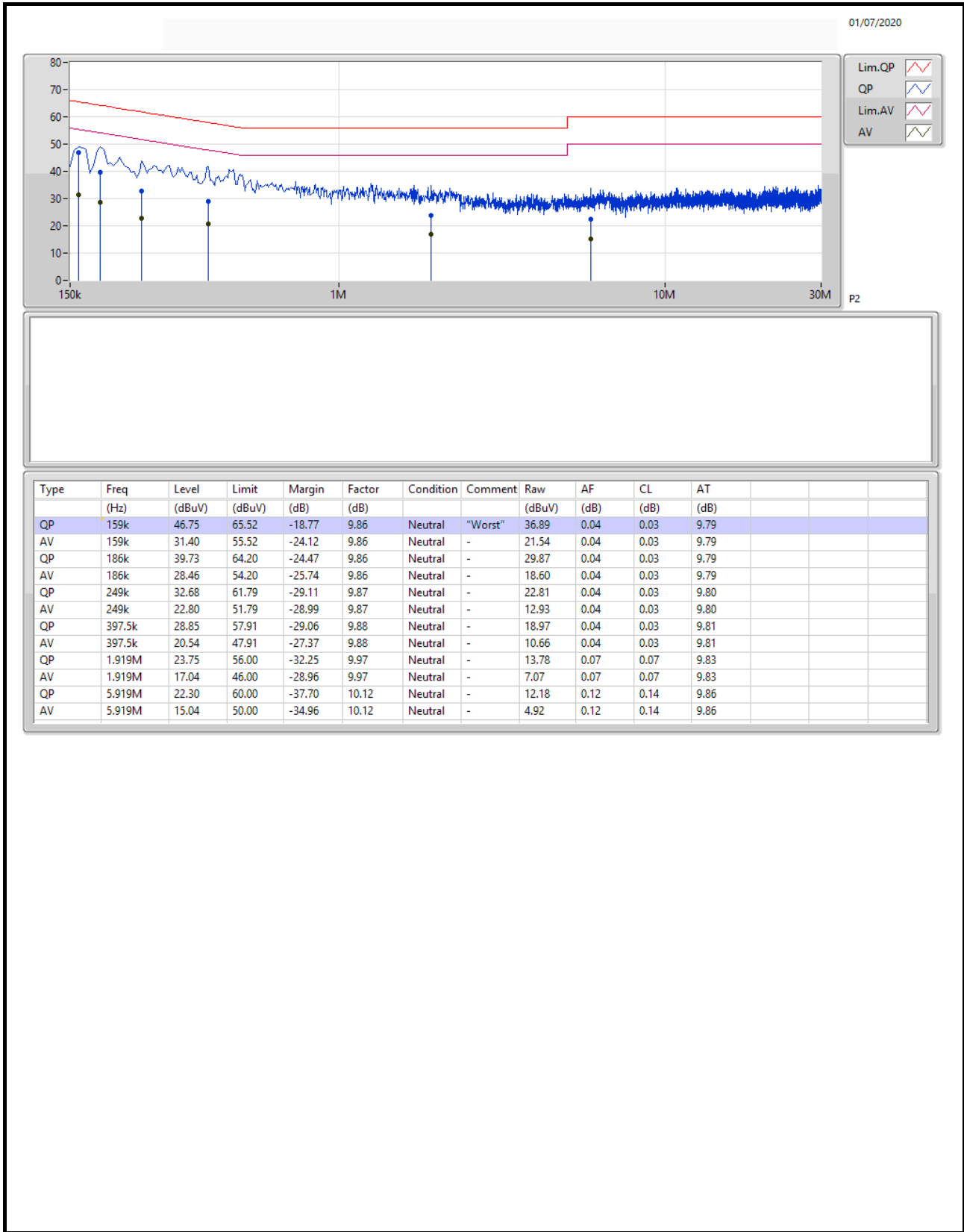
Test Mode: Mode 2





AC Power-line Conducted Emissions Result

Appendix A



Summary

Mode	Max-N dB (Hz)	Max-OBW (Hz)	ITU-Code	Min-N dB (Hz)	Min-OBW (Hz)
5.15-5.25GHz	-	-	-	-	-
802.11a_Nss1,(6Mbps)_4TX	35.1M	18.621M	18M6D1D	21.81M	16.852M
802.11ac VHT20_Nss1,(MCS0)_4TX	37.71M	18.441M	18M4D1D	21.42M	17.841M
802.11ac VHT40_Nss1,(MCS0)_4TX	60.06M	37.001M	37M0D1D	39.72M	36.282M
802.11ac VHT80_Nss1,(MCS0)_4TX	81.84M	75.682M	75M7D1D	81.36M	75.562M
802.11ax HEW20_Nss1,(MCS0)_4TX	41.07M	19.73M	19M7D1D	21.45M	19.01M
802.11ax HEW40_Nss1,(MCS0)_4TX	59.52M	37.841M	37M8D1D	39.78M	37.481M
802.11ax HEW80_Nss1,(MCS0)_4TX	81.72M	76.762M	76M8D1D	81M	76.762M
5.725-5.85GHz	-	-	-	-	-
802.11a_Nss1,(6Mbps)_4TX	16.56M	19.01M	19M0D1D	16.29M	17.421M
802.11ac VHT20_Nss1,(MCS0)_4TX	17.61M	19.73M	19M7D1D	17.55M	18.171M
802.11ac VHT40_Nss1,(MCS0)_4TX	36.36M	37.781M	37M8D1D	36.06M	36.702M
802.11ac VHT80_Nss1,(MCS0)_4TX	75.72M	76.282M	76M3D1D	75.12M	75.922M
802.11ax HEW20_Nss1,(MCS0)_4TX	18.96M	19.7M	19M7D1D	18.81M	19.19M
802.11ax HEW40_Nss1,(MCS0)_4TX	37.74M	38.081M	38M1D1D	37.14M	37.841M
802.11ax HEW80_Nss1,(MCS0)_4TX	77.16M	77.481M	77M5D1D	75.84M	77.121M

Max-N dB = Maximum 6dB down bandwidth for 5.725-5.85GHz band / Maximum 26dB down bandwidth for other band;

Max-OBW = Maximum 99% occupied bandwidth;

Min-N dB = Minimum 6dB down bandwidth for 5.725-5.85GHz band / Maximum 26dB down bandwidth for other band;

Min-OBW = Minimum 99% occupied bandwidth;

Result

Mode	Result	Limit (Hz)	Port 1-N dB (Hz)	Port 1-OBW (Hz)	Port 2-N dB (Hz)	Port 2-OBW (Hz)	Port 3-N dB (Hz)	Port 3-OBW (Hz)	Port 4-N dB (Hz)	Port 4-OBW (Hz)
802.11a_Nss1,(6Mbps)_4TX	-	-	-	-	-	-	-	-	-	-
5180MHz	Pass	Inf	21.81M	16.912M	22.65M	16.912M	22.71M	16.972M	22.56M	16.852M
5200MHz	Pass	Inf	27.81M	17.151M	31.59M	17.571M	33.81M	18.441M	34.44M	18.141M
5240MHz	Pass	Inf	23.58M	17.001M	33.75M	17.391M	35.1M	18.621M	33.39M	17.601M
5745MHz	Pass	500k	16.56M	17.721M	16.38M	17.421M	16.29M	17.961M	16.47M	17.751M
5785MHz	Pass	500k	16.35M	17.991M	16.29M	17.481M	16.35M	18.171M	16.35M	17.961M
5825MHz	Pass	500k	16.32M	18.381M	16.32M	17.871M	16.32M	19.01M	16.35M	18.321M
802.11ac VHT20_Nss1,(MCS0)_4TX	-	-	-	-	-	-	-	-	-	-
5180MHz	Pass	Inf	21.51M	17.901M	21.9M	17.841M	21.42M	17.841M	21.54M	17.901M
5200MHz	Pass	Inf	28.14M	18.231M	32.07M	18.441M	30.24M	18.231M	34.53M	18.321M
5240MHz	Pass	Inf	26.4M	18.141M	32.34M	18.111M	37.71M	18.291M	28.71M	18.141M
5745MHz	Pass	500k	17.55M	18.801M	17.58M	18.171M	17.58M	18.711M	17.55M	18.651M
5785MHz	Pass	500k	17.58M	19.22M	17.61M	18.411M	17.55M	19.16M	17.58M	19.13M
5825MHz	Pass	500k	17.55M	19.28M	17.58M	18.471M	17.55M	19.61M	17.55M	19.73M
802.11ac VHT40_Nss1,(MCS0)_4TX	-	-	-	-	-	-	-	-	-	-
5190MHz	Pass	Inf	40.32M	36.462M	39.96M	36.282M	39.9M	36.402M	39.72M	36.342M
5230MHz	Pass	Inf	59.88M	36.702M	60.06M	36.522M	56.76M	37.001M	54.66M	36.582M
5755MHz	Pass	500k	36.06M	37.361M	36.3M	36.702M	36.3M	37.241M	36.3M	37.121M
5795MHz	Pass	500k	36.3M	37.781M	36.3M	36.762M	36.3M	37.541M	36.36M	37.301M
802.11ac VHT80_Nss1,(MCS0)_4TX	-	-	-	-	-	-	-	-	-	-
5210MHz	Pass	Inf	81.84M	75.682M	81.36M	75.682M	81.6M	75.562M	81.36M	75.682M
5775MHz	Pass	500k	75.12M	76.282M	75.72M	76.282M	75.12M	76.042M	75.48M	75.922M
802.11ax HEW20_Nss1,(MCS0)_4TX	-	-	-	-	-	-	-	-	-	-
5180MHz	Pass	Inf	22.53M	19.04M	21.57M	19.1M	23.25M	19.07M	21.45M	19.01M
5200MHz	Pass	Inf	35.1M	19.16M	36.54M	19.34M	37.92M	19.58M	36.48M	19.37M
5240MHz	Pass	Inf	36.48M	19.19M	36.33M	19.22M	41.07M	19.73M	36.36M	19.19M
5745MHz	Pass	500k	18.9M	19.28M	18.93M	19.22M	18.93M	19.31M	18.87M	19.19M
5785MHz	Pass	500k	18.93M	19.4M	18.9M	19.25M	18.81M	19.43M	18.93M	19.34M
5825MHz	Pass	500k	18.81M	19.49M	18.96M	19.34M	18.93M	19.7M	18.93M	19.4M
802.11ax HEW40_Nss1,(MCS0)_4TX	-	-	-	-	-	-	-	-	-	-
5190MHz	Pass	Inf	39.84M	37.541M	39.78M	37.481M	39.9M	37.481M	39.84M	37.481M
5230MHz	Pass	Inf	44.88M	37.721M	53.94M	37.781M	59.52M	37.841M	45.48M	37.661M
5755MHz	Pass	500k	37.5M	37.961M	37.14M	37.901M	37.62M	37.961M	37.68M	38.081M
5795MHz	Pass	500k	37.62M	37.901M	37.44M	37.841M	37.26M	37.901M	37.74M	37.961M
802.11ax HEW80_Nss1,(MCS0)_4TX	-	-	-	-	-	-	-	-	-	-
5210MHz	Pass	Inf	81.72M	76.762M	81.24M	76.762M	81M	76.762M	81.72M	76.762M
5775MHz	Pass	500k	75.84M	77.361M	77.16M	77.481M	76.2M	77.241M	76.2M	77.121M

Port X-N dB = Port X 6dB down bandwidth for 5.725-5.85GHz band / 26dB down bandwidth for other band

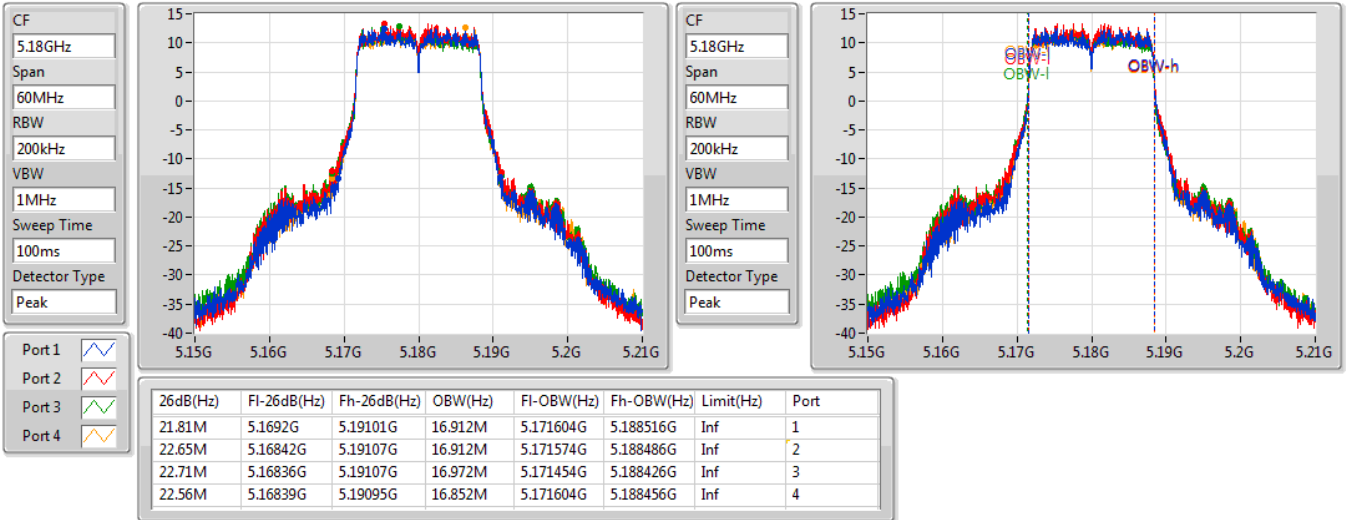
Port X-OBW = Port X 99% occupied bandwidth;

802.11a_Nss1,(6Mbps)_4TX

EBW

5180MHz

11/07/2020

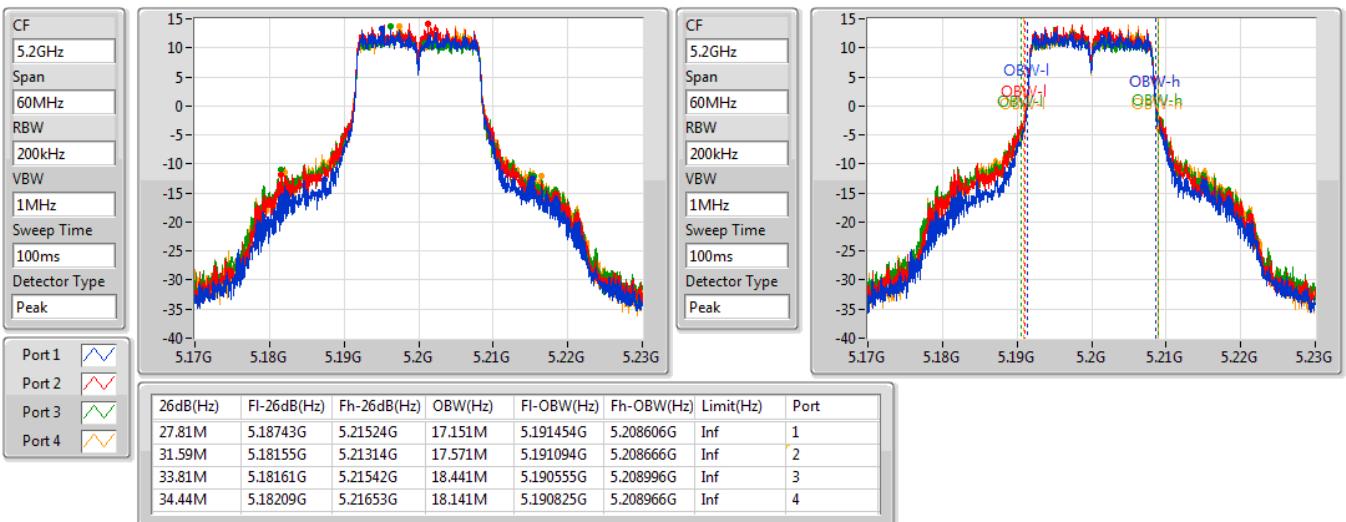


802.11a_Nss1,(6Mbps)_4TX

EBW

5200MHz

30/06/2020



802.11a_Nss1,(6Mbps)_4TX

EBW

5240MHz

30/06/2020

CF
5.24GHz

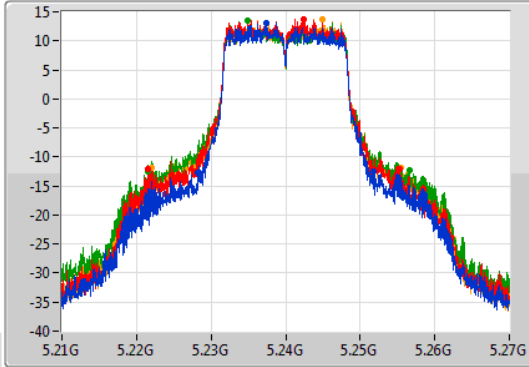
Span
60MHz

RBW
200kHz

VBW
1MHz

Sweep Time
100ms

Detector Type
Peak



CF
5.24GHz

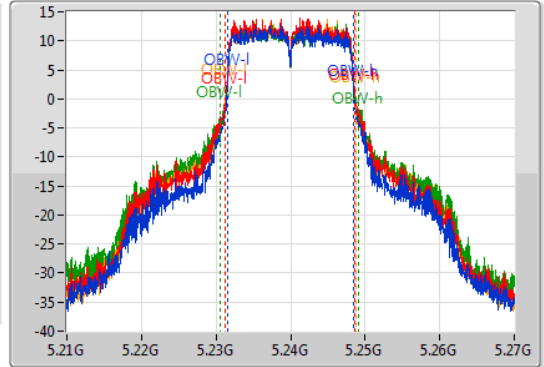
Span
60MHz

RBW
200kHz

VBW
1MHz

Sweep Time
100ms

Detector Type
Peak



Port 1

Port 2

Port 3

Port 4

26dB(Hz)	Fl-26dB(Hz)	Fh-26dB(Hz)	OBW(Hz)	Fl-OBW(Hz)	Fh-OBW(Hz)	Limit(Hz)	Port
23.58M	5.22827G	5.25185G	17.001M	5.231514G	5.248516G	Inf	1
33.75M	5.22158G	5.25533G	17.391M	5.231274G	5.248666G	Inf	2
35.1M	5.22149G	5.25659G	18.621M	5.230525G	5.249145G	Inf	3
33.39M	5.22206G	5.25545G	17.601M	5.231154G	5.248756G	Inf	4

802.11a_Nss1,(6Mbps)_4TX

EBW

5745MHz

30/06/2020

CF
5.745GHz

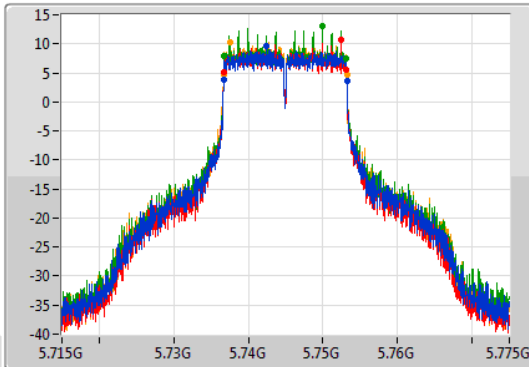
Span
60MHz

RBW
100kHz

VBW
300kHz

Sweep Time
100ms

Detector Type
Peak



CF
5.745GHz

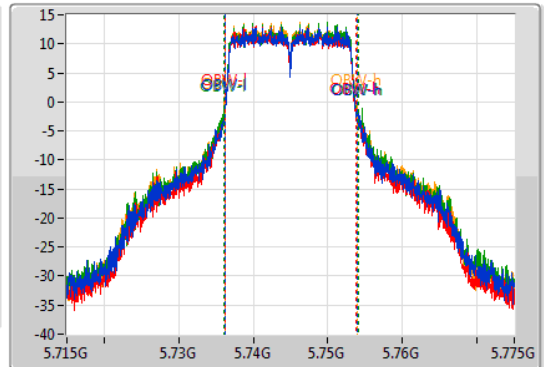
Span
60MHz

RBW
200kHz

VBW
1MHz

Sweep Time
100ms

Detector Type
Peak



Port 1

Port 2

Port 3

Port 4

6dB(Hz)	Fl-6dB(Hz)	Fh-6dB(Hz)	OBW(Hz)	Fl-OBW(Hz)	Fh-OBW(Hz)	Limit(Hz)	Port
16.56M	5.73669G	5.75325G	17.721M	5.736244G	5.753966G	500k	1
16.38M	5.73675G	5.75313G	17.421M	5.736304G	5.753726G	500k	2
16.29M	5.73681G	5.7531G	17.961M	5.736094G	5.754055G	500k	3
16.47M	5.73672G	5.75319G	17.751M	5.736184G	5.753936G	500k	4

802.11a_Nss1,(6Mbps)_4TX

EBW

5785MHz

30/06/2020

CF
5.785GHz

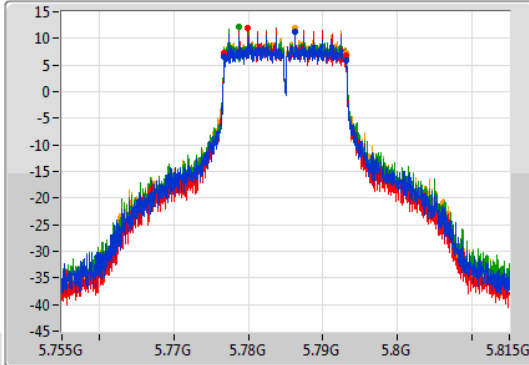
Span
60MHz

RBW
100kHz

VBW
300kHz

Sweep Time
100ms

Detector Type
Peak



CF
5.785GHz

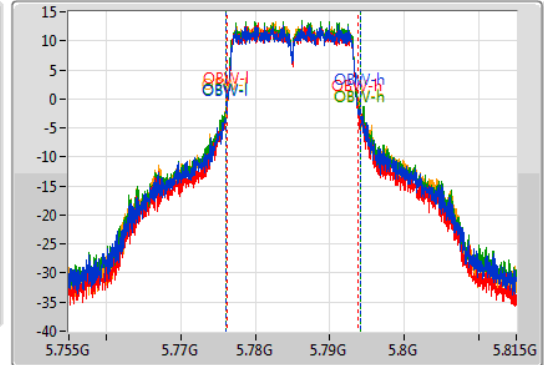
Span
60MHz

RBW
200kHz

VBW
1MHz

Sweep Time
100ms

Detector Type
Peak



Port 1

Port 2

Port 3

Port 4

6dB(Hz)	FI-6dB(Hz)	Fh-6dB(Hz)	OBW(Hz)	FI-OBW(Hz)	Fh-OBW(Hz)	Limit(Hz)	Port
16.35M	5.77678G	5.79313G	17.991M	5.776124G	5.794115G	500k	1
16.29M	5.77681G	5.7931G	17.481M	5.776274G	5.793756G	500k	2
16.35M	5.77678G	5.79313G	18.171M	5.776004G	5.794175G	500k	3
16.35M	5.77678G	5.79313G	17.961M	5.776094G	5.794055G	500k	4

802.11a_Nss1,(6Mbps)_4TX

EBW

5825MHz

30/06/2020

CF
5.825GHz

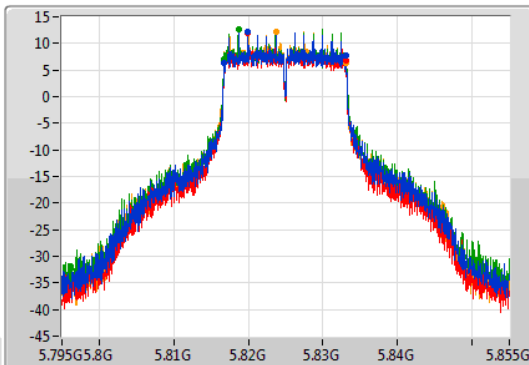
Span
60MHz

RBW
100kHz

VBW
300kHz

Sweep Time
100ms

Detector Type
Peak



CF
5.825GHz

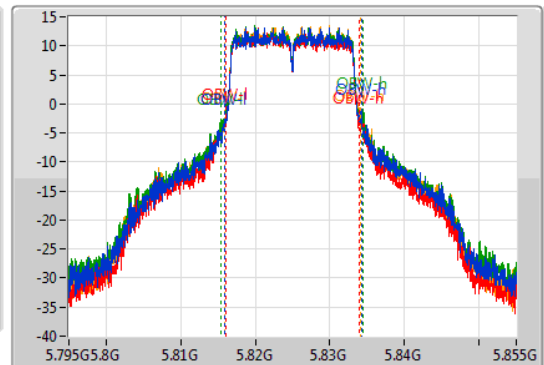
Span
60MHz

RBW
200kHz

VBW
1MHz

Sweep Time
100ms

Detector Type
Peak



Port 1

Port 2

Port 3

Port 4

6dB(Hz)	FI-6dB(Hz)	Fh-6dB(Hz)	OBW(Hz)	FI-OBW(Hz)	Fh-OBW(Hz)	Limit(Hz)	Port
16.32M	5.81678G	5.8331G	18.381M	5.815885G	5.834265G	500k	1
16.32M	5.81678G	5.8331G	17.871M	5.816064G	5.833936G	500k	2
16.32M	5.81678G	5.8331G	19.01M	5.815435G	5.834445G	500k	3
16.35M	5.81678G	5.83313G	18.321M	5.815855G	5.834175G	500k	4

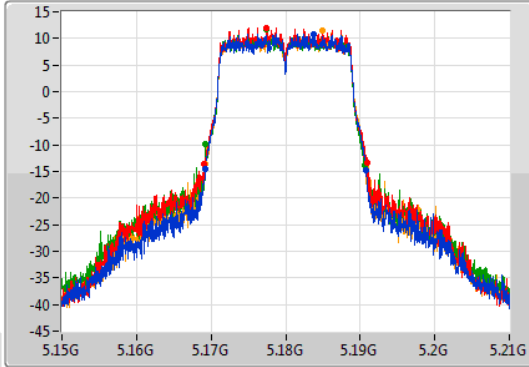
802.11ac VHT20_Nss1,(MCS0)_4TX

EBW

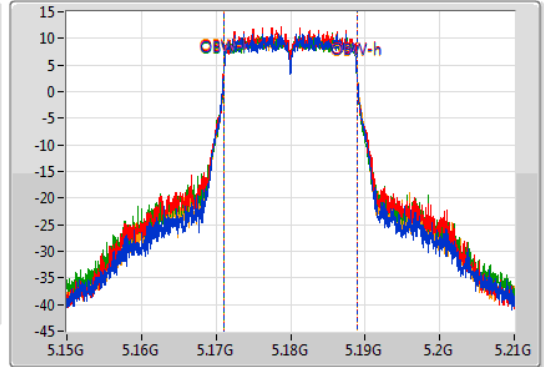
5180MHz

11/07/2020

CF
5.18GHz
Span
60MHz
RBW
200kHz
VBW
1MHz
Sweep Time
100ms
Detector Type
Peak



CF
5.18GHz
Span
60MHz
RBW
200kHz
VBW
1MHz
Sweep Time
100ms
Detector Type
Peak



Port 1
Port 2
Port 3
Port 4

26dB(Hz)	Fl-26dB(Hz)	Fh-26dB(Hz)	OBW(Hz)	Fl-OBW(Hz)	Fh-OBW(Hz)	Limit(Hz)	Port
21.51M	5.16926G	5.19077G	17.901M	5.171034G	5.188936G	Inf	1
21.9M	5.16911G	5.19101G	17.841M	5.171034G	5.188876G	Inf	2
21.42M	5.16926G	5.19068G	17.841M	5.171034G	5.188876G	Inf	3
21.54M	5.16926G	5.1908G	17.901M	5.171064G	5.188966G	Inf	4

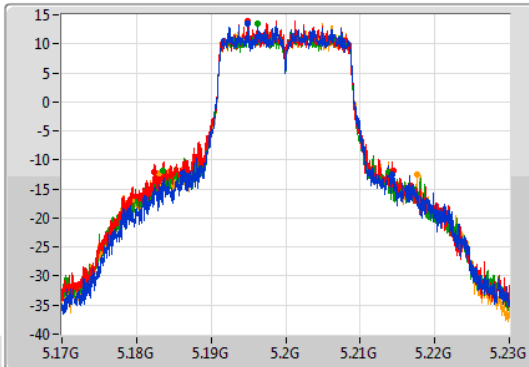
802.11ac VHT20_Nss1,(MCS0)_4TX

EBW

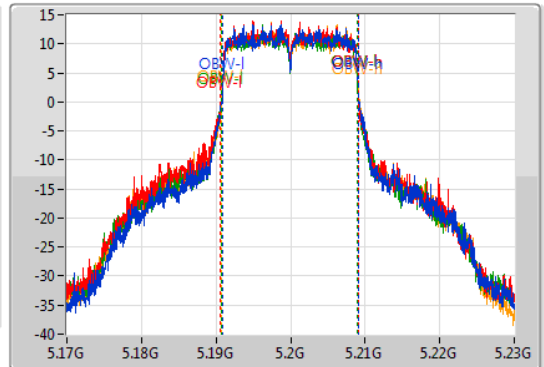
5200MHz

09/07/2020

CF
5.2GHz
Span
60MHz
RBW
200kHz
VBW
1MHz
Sweep Time
100ms
Detector Type
Peak



CF
5.2GHz
Span
60MHz
RBW
200kHz
VBW
1MHz
Sweep Time
100ms
Detector Type
Peak



Port 1
Port 2
Port 3
Port 4

26dB(Hz)	Fl-26dB(Hz)	Fh-26dB(Hz)	OBW(Hz)	Fl-OBW(Hz)	Fh-OBW(Hz)	Limit(Hz)	Port
28.14M	5.1862G	5.21434G	18.231M	5.190855G	5.209085G	Inf	1
32.07M	5.18236G	5.21443G	18.441M	5.190585G	5.209025G	Inf	2
30.24M	5.18359G	5.21383G	18.231M	5.190765G	5.208996G	Inf	3
34.53M	5.18305G	5.21758G	18.321M	5.190795G	5.209115G	Inf	4

802.11ac VHT20_Nss1,(MCS0)_4TX

EBW

5240MHz

09/07/2020

CF
5.24GHz

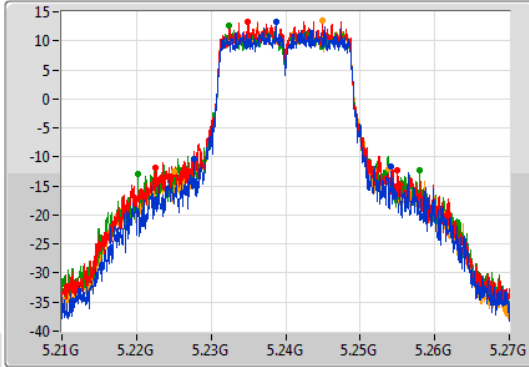
Span
60MHz

RBW
200kHz

VBW
1MHz

Sweep Time
100ms

Detector Type
Peak



CF
5.24GHz

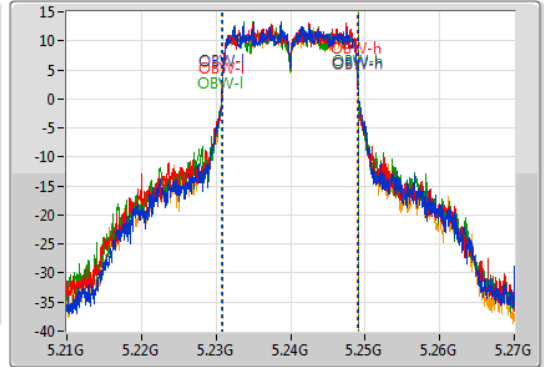
Span
60MHz

RBW
200kHz

VBW
1MHz

Sweep Time
100ms

Detector Type
Peak



Port 1

Port 2

Port 3

Port 4

26dB(Hz)	Fl-26dB(Hz)	Fh-26dB(Hz)	OBW(Hz)	Fl-OBW(Hz)	Fh-OBW(Hz)	Limit(Hz)	Port
26.4M	5.22767G	5.25407G	18.141M	5.230915G	5.249055G	Inf	1
32.34M	5.2226G	5.25494G	18.111M	5.230855G	5.248966G	Inf	2
37.71M	5.22023G	5.25794G	18.291M	5.230735G	5.249025G	Inf	3
28.71M	5.225G	5.25371G	18.141M	5.230885G	5.249025G	Inf	4

802.11ac VHT20_Nss1,(MCS0)_4TX

EBW

5745MHz

09/07/2020

CF
5.745GHz

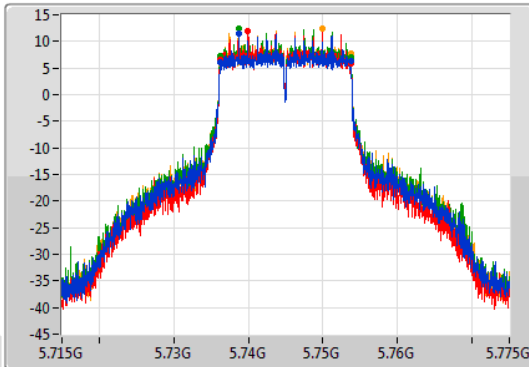
Span
60MHz

RBW
100kHz

VBW
300kHz

Sweep Time
100ms

Detector Type
Peak



CF
5.745GHz

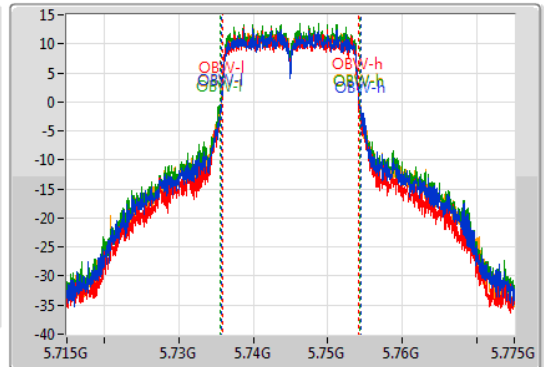
Span
60MHz

RBW
200kHz

VBW
1MHz

Sweep Time
100ms

Detector Type
Peak



Port 1

Port 2

Port 3

Port 4

6dB(Hz)	Fl-6dB(Hz)	Fh-6dB(Hz)	OBW(Hz)	Fl-OBW(Hz)	Fh-OBW(Hz)	Limit(Hz)	Port
17.55M	5.73618G	5.75373G	18.801M	5.735645G	5.754445G	500k	1
17.58M	5.73618G	5.75376G	18.171M	5.735855G	5.754025G	500k	2
17.58M	5.73618G	5.75376G	18.711M	5.735555G	5.754265G	500k	3
17.55M	5.73618G	5.75373G	18.651M	5.735675G	5.754325G	500k	4

802.11ac VHT20_Nss1,(MCS0)_4TX

EBW

5785MHz

09/07/2020

CF
5.785GHz

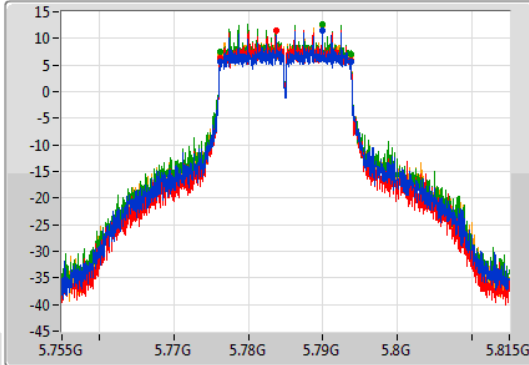
Span
60MHz

RBW
100kHz

VBW
300kHz

Sweep Time
100ms

Detector Type
Peak



CF
5.785GHz

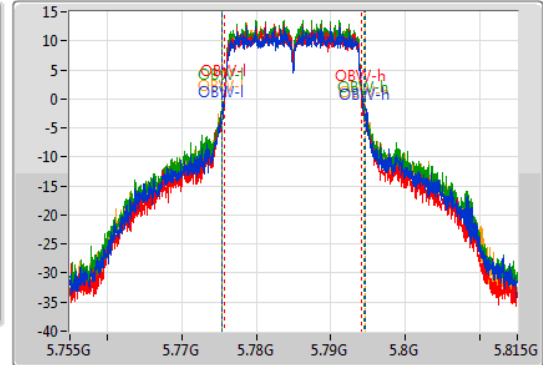
Span
60MHz

RBW
200kHz

VBW
1MHz

Sweep Time
100ms

Detector Type
Peak



Port 1

Port 2

Port 3

Port 4

6dB(Hz)	Fl-6dB(Hz)	Fh-6dB(Hz)	OBW(Hz)	FI-OBW(Hz)	Fh-OBW(Hz)	Limit(Hz)	Port
17.58M	5.77618G	5.79376G	19.22M	5.775435G	5.794655G	500k	1
17.61M	5.77615G	5.79376G	18.411M	5.775735G	5.794145G	500k	2
17.55M	5.77618G	5.79373G	19.16M	5.775345G	5.794505G	500k	3
17.58M	5.77615G	5.79373G	19.13M	5.775465G	5.794595G	500k	4

802.11ac VHT20_Nss1,(MCS0)_4TX

EBW

5825MHz

09/07/2020

CF
5.825GHz

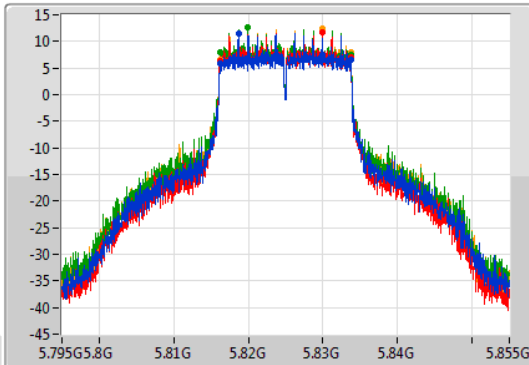
Span
60MHz

RBW
100kHz

VBW
300kHz

Sweep Time
100ms

Detector Type
Peak



CF
5.825GHz

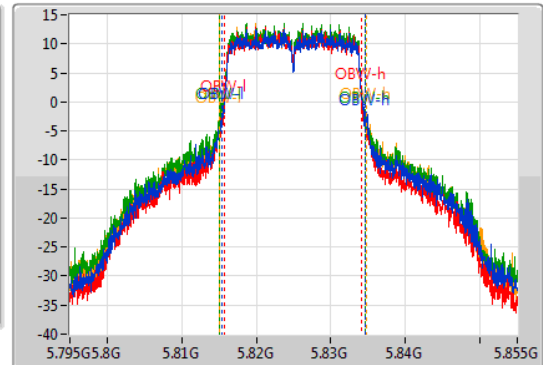
Span
60MHz

RBW
200kHz

VBW
1MHz

Sweep Time
100ms

Detector Type
Peak



Port 1

Port 2

Port 3

Port 4

6dB(Hz)	Fl-6dB(Hz)	Fh-6dB(Hz)	OBW(Hz)	FI-OBW(Hz)	Fh-OBW(Hz)	Limit(Hz)	Port
17.55M	5.81618G	5.83373G	19.28M	5.815375G	5.834655G	500k	1
17.58M	5.81615G	5.83373G	18.471M	5.815675G	5.834145G	500k	2
17.55M	5.81618G	5.83373G	19.61M	5.814985G	5.834595G	500k	3
17.55M	5.81615G	5.8337G	19.73M	5.815075G	5.834805G	500k	4

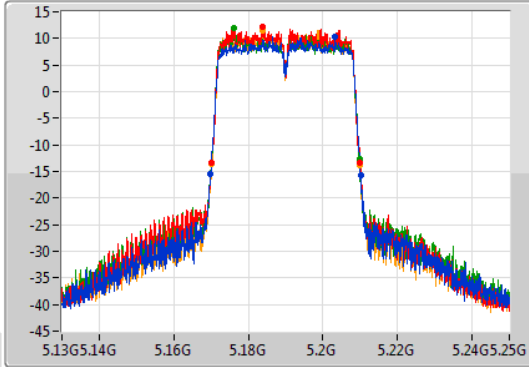
802.11ac VHT40_Nss1,(MCS0)_4TX

EBW

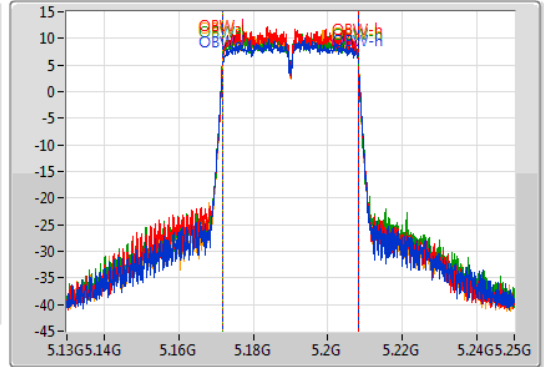
5190MHz

11/07/2020

CF
5.19GHz
Span
120MHz
RBW
500kHz
VBW
2MHz
Sweep Time
100ms
Detector Type
Peak



CF
5.19GHz
Span
120MHz
RBW
500kHz
VBW
2MHz
Sweep Time
100ms
Detector Type
Peak



Port 1
Port 2
Port 3
Port 4

26dB(Hz)	Fl-26dB(Hz)	Fh-26dB(Hz)	OBW(Hz)	Fl-OBW(Hz)	Fh-OBW(Hz)	Limit(Hz)	Port
40.32M	5.16984G	5.21016G	36.462M	5.171769G	5.208231G	Inf	1
39.96M	5.17008G	5.21004G	36.282M	5.171829G	5.208111G	Inf	2
39.9M	5.17002G	5.20992G	36.402M	5.171769G	5.208171G	Inf	3
39.72M	5.1702G	5.20992G	36.342M	5.171829G	5.208171G	Inf	4

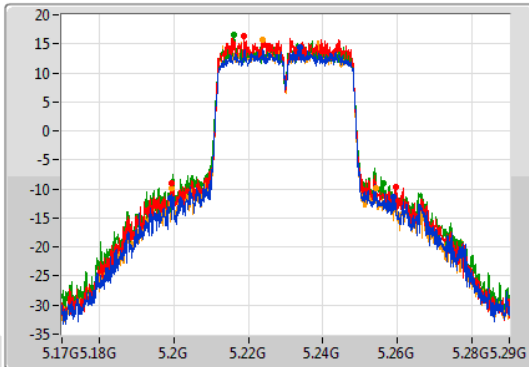
802.11ac VHT40_Nss1,(MCS0)_4TX

EBW

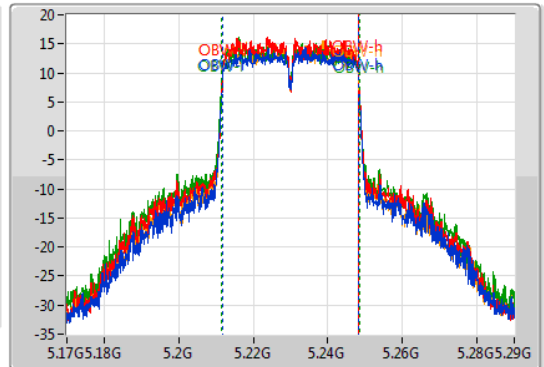
5230MHz

11/07/2020

CF
5.23GHz
Span
120MHz
RBW
500kHz
VBW
2MHz
Sweep Time
100ms
Detector Type
Peak



CF
5.23GHz
Span
120MHz
RBW
500kHz
VBW
2MHz
Sweep Time
100ms
Detector Type
Peak



Port 1
Port 2
Port 3
Port 4

26dB(Hz)	Fl-26dB(Hz)	Fh-26dB(Hz)	OBW(Hz)	Fl-OBW(Hz)	Fh-OBW(Hz)	Limit(Hz)	Port
59.88M	5.1991G	5.25898G	36.702M	5.211649G	5.248351G	Inf	1
60.06M	5.1994G	5.25946G	36.522M	5.211709G	5.248231G	Inf	2
56.76M	5.19934G	5.2561G	37.001M	5.211409G	5.248411G	Inf	3
54.66M	5.19952G	5.25418G	36.582M	5.211649G	5.248231G	Inf	4

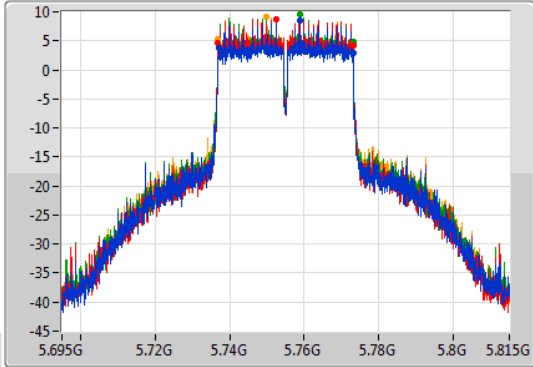
802.11ac VHT40_Nss1,(MCS0)_4TX

EBW

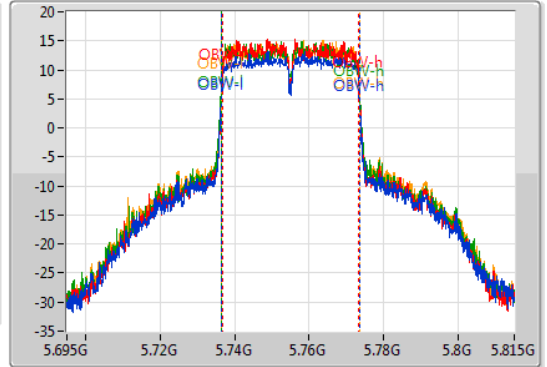
5755MHz

09/07/2020

CF
5.755GHz
Span
120MHz
RBW
100kHz
VBW
300kHz
Sweep Time
100ms
Detector Type
Peak



CF
5.755GHz
Span
120MHz
RBW
500kHz
VBW
2MHz
Sweep Time
100ms
Detector Type
Peak



Port 1
Port 2
Port 3
Port 4

6dB(Hz)	Fl-6dB(Hz)	Fh-6dB(Hz)	OBW(Hz)	Fl-OBW(Hz)	Fh-OBW(Hz)	Limit(Hz)	Port
36.06M	5.73706G	5.77312G	37.361M	5.736289G	5.773651G	500k	1
36.3M	5.73682G	5.77312G	36.702M	5.736649G	5.773351G	500k	2
36.3M	5.73682G	5.77312G	37.241M	5.736349G	5.773591G	500k	3
36.3M	5.73682G	5.77312G	37.121M	5.736469G	5.773591G	500k	4

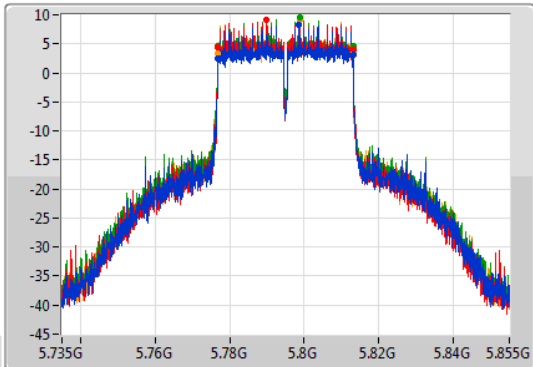
802.11ac VHT40_Nss1,(MCS0)_4TX

EBW

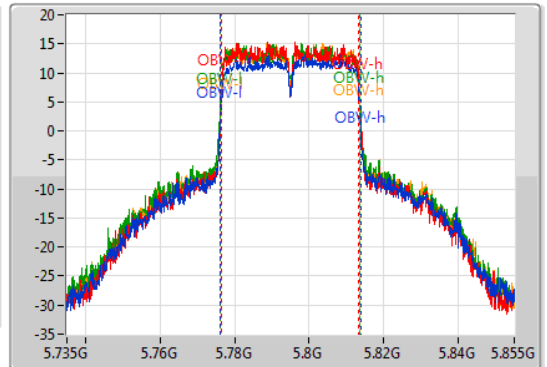
5795MHz

09/07/2020

CF
5.795GHz
Span
120MHz
RBW
100kHz
VBW
300kHz
Sweep Time
100ms
Detector Type
Peak



CF
5.795GHz
Span
120MHz
RBW
500kHz
VBW
2MHz
Sweep Time
100ms
Detector Type
Peak



Port 1
Port 2
Port 3
Port 4

6dB(Hz)	Fl-6dB(Hz)	Fh-6dB(Hz)	OBW(Hz)	Fl-OBW(Hz)	Fh-OBW(Hz)	Limit(Hz)	Port
36.3M	5.77682G	5.81312G	37.781M	5.776169G	5.813951G	500k	1
36.3M	5.77682G	5.81312G	36.762M	5.776589G	5.813351G	500k	2
36.3M	5.77682G	5.81312G	37.541M	5.776109G	5.813651G	500k	3
36.36M	5.77676G	5.81312G	37.301M	5.776349G	5.813651G	500k	4

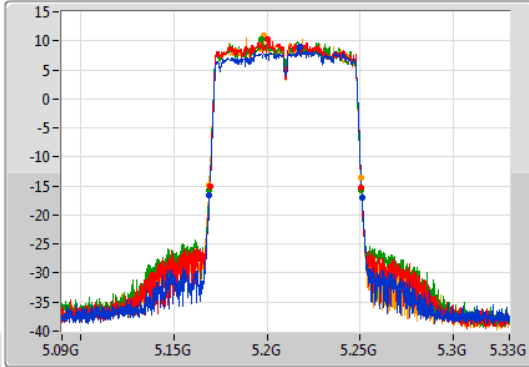
802.11ac VHT80_Nss1,(MCS0)_4TX

EBW

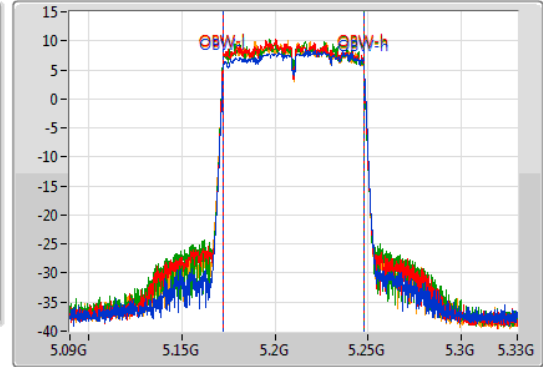
5210MHz

11/07/2020

CF
5.21GHz
Span
240MHz
RBW
1MHz
VBW
3MHz
Sweep Time
100ms
Detector Type
Peak



CF
5.21GHz
Span
240MHz
RBW
1MHz
VBW
3MHz
Sweep Time
100ms
Detector Type
Peak



Port 1
Port 2
Port 3
Port 4

26dB(Hz)	Fl-26dB(Hz)	Fh-26dB(Hz)	OBW(Hz)	Fl-OBW(Hz)	Fh-OBW(Hz)	Limit(Hz)	Port
81.84M	5.1692G	5.25104G	75.682M	5.172219G	5.247901G	Inf	1
81.36M	5.16932G	5.25068G	75.682M	5.172099G	5.247781G	Inf	2
81.6M	5.16908G	5.25068G	75.562M	5.172099G	5.247661G	Inf	3
81.36M	5.16908G	5.25044G	75.682M	5.172099G	5.247781G	Inf	4

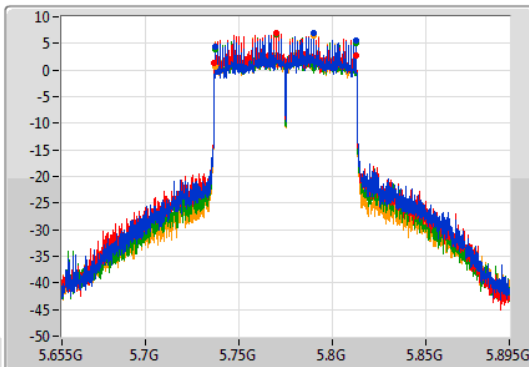
802.11ac VHT80_Nss1,(MCS0)_4TX

EBW

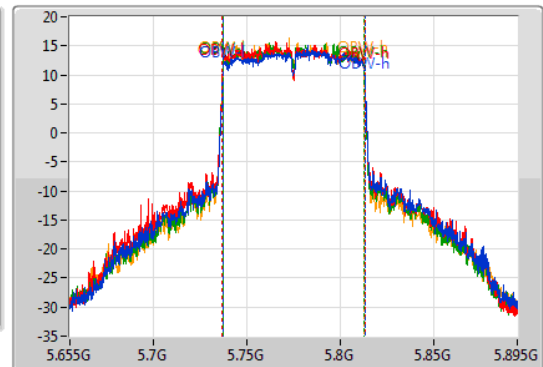
5775MHz

11/07/2020

CF
5.775GHz
Span
240MHz
RBW
100kHz
VBW
300kHz
Sweep Time
100ms
Detector Type
Peak



CF
5.775GHz
Span
240MHz
RBW
1MHz
VBW
3MHz
Sweep Time
100ms
Detector Type
Peak



Port 1
Port 2
Port 3
Port 4

6dB(Hz)	Fl-6dB(Hz)	Fh-6dB(Hz)	OBW(Hz)	Fl-OBW(Hz)	Fh-OBW(Hz)	Limit(Hz)	Port
75.12M	5.73744G	5.81256G	76.282M	5.736979G	5.813261G	500k	1
75.72M	5.73684G	5.81256G	76.282M	5.736859G	5.813141G	500k	2
75.12M	5.73744G	5.81256G	76.042M	5.736979G	5.813021G	500k	3
75.48M	5.73708G	5.81256G	75.922M	5.736979G	5.812901G	500k	4

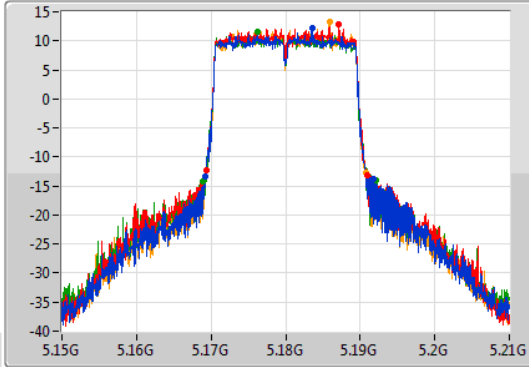
802.11ax HEW20_Nss1,(MCS0)_4TX

EBW

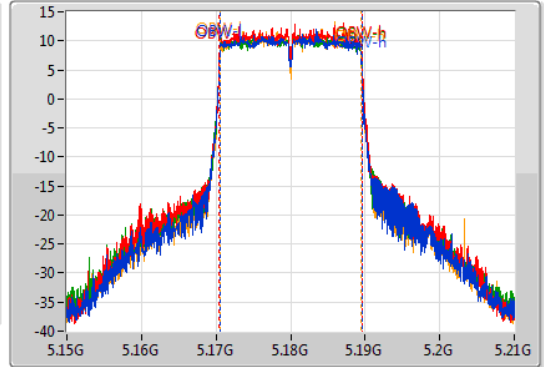
5180MHz

11/07/2020

CF
5.18GHz
Span
60MHz
RBW
200kHz
VBW
1MHz
Sweep Time
100ms
Detector Type
Peak



CF
5.18GHz
Span
60MHz
RBW
200kHz
VBW
1MHz
Sweep Time
100ms
Detector Type
Peak



Port 1
Port 2
Port 3
Port 4

26dB(Hz)	Fl-26dB(Hz)	Fh-26dB(Hz)	OBW(Hz)	Fl-OBW(Hz)	Fh-OBW(Hz)	Limit(Hz)	Port
22.53M	5.16917G	5.1917G	19.04M	5.170495G	5.189535G	Inf	1
21.57M	5.16932G	5.19089G	19.1M	5.170465G	5.189565G	Inf	2
23.25M	5.16884G	5.19209G	19.07M	5.170465G	5.189535G	Inf	3
21.45M	5.16941G	5.19086G	19.01M	5.170495G	5.189505G	Inf	4

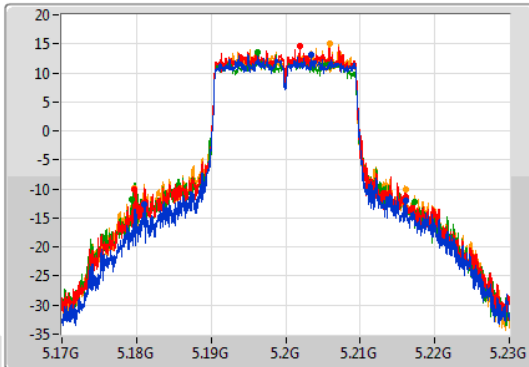
802.11ax HEW20_Nss1,(MCS0)_4TX

EBW

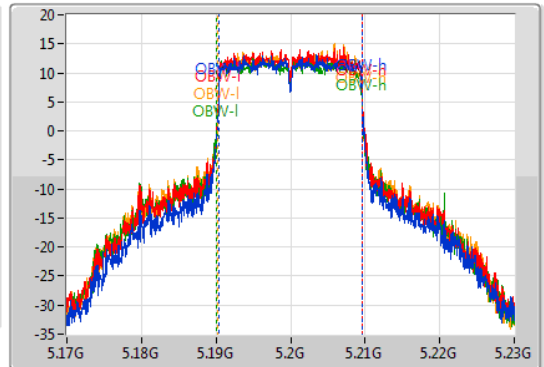
5200MHz

30/06/2020

CF
5.2GHz
Span
60MHz
RBW
200kHz
VBW
1MHz
Sweep Time
100ms
Detector Type
Peak



CF
5.2GHz
Span
60MHz
RBW
200kHz
VBW
1MHz
Sweep Time
100ms
Detector Type
Peak



Port 1
Port 2
Port 3
Port 4

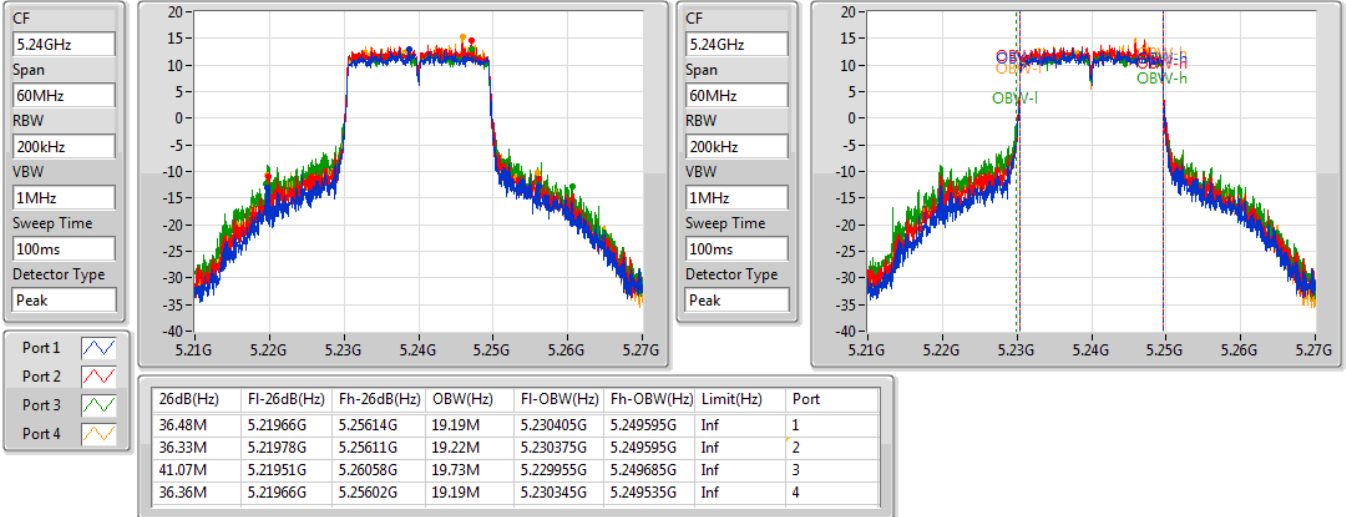
26dB(Hz)	Fl-26dB(Hz)	Fh-26dB(Hz)	OBW(Hz)	Fl-OBW(Hz)	Fh-OBW(Hz)	Limit(Hz)	Port
35.1M	5.18104G	5.21614G	19.16M	5.190405G	5.209565G	Inf	1
36.54M	5.17963G	5.21617G	19.34M	5.190315G	5.209655G	Inf	2
37.92M	5.17936G	5.21728G	19.58M	5.190105G	5.209685G	Inf	3
36.48M	5.17963G	5.21611G	19.37M	5.190225G	5.209595G	Inf	4

802.11ax HEW20_Nss1,(MCS0)_4TX

EBW

5240MHz

30/06/2020

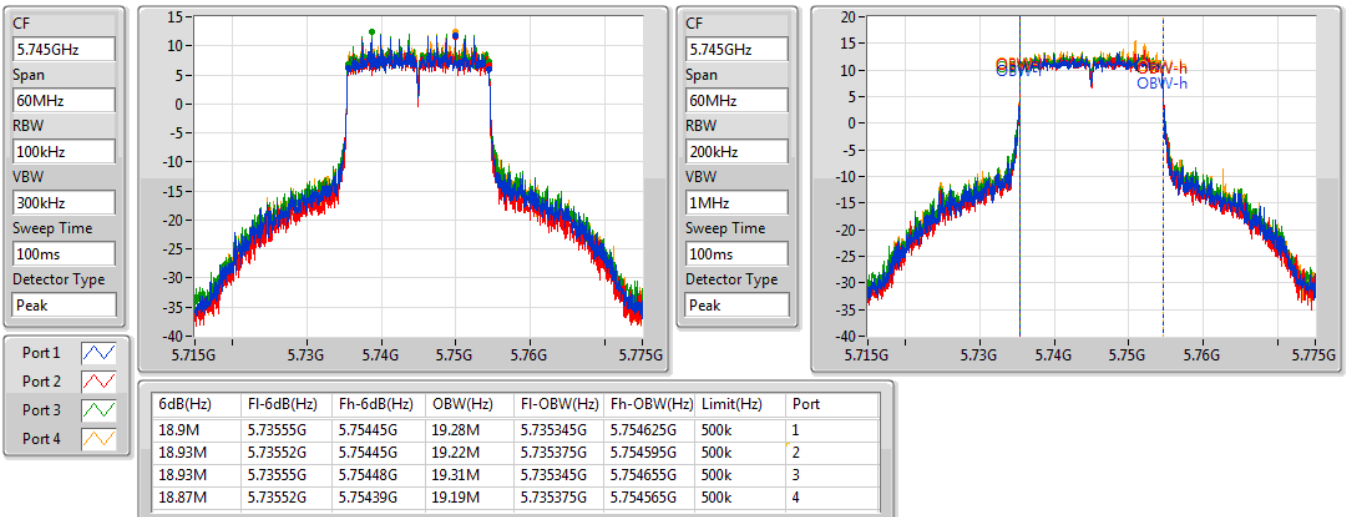


802.11ax HEW20_Nss1,(MCS0)_4TX

EBW

5745MHz

30/06/2020



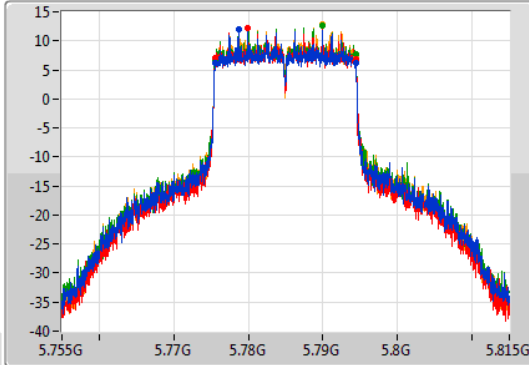
802.11ax HEW20_Nss1,(MCS0)_4TX

EBW

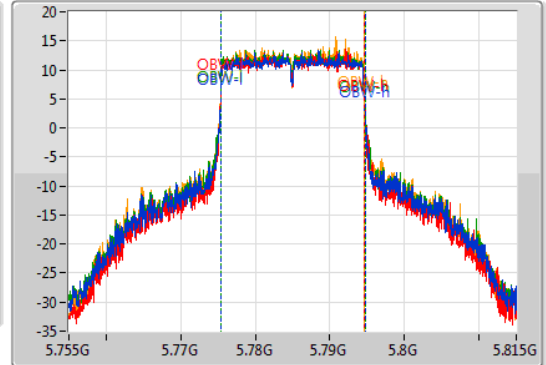
5785MHz

30/06/2020

CF
5.785GHz
Span
60MHz
RBW
100kHz
VBW
300kHz
Sweep Time
100ms
Detector Type
Peak



CF
5.785GHz
Span
60MHz
RBW
200kHz
VBW
1MHz
Sweep Time
100ms
Detector Type
Peak



Port 1
Port 2
Port 3
Port 4

6dB(Hz)	Fl-6dB(Hz)	Fh-6dB(Hz)	OBW(Hz)	Fl-OBW(Hz)	Fh-OBW(Hz)	Limit(Hz)	Port
18.93M	5.77552G	5.79445G	19.4M	5.775315G	5.794715G	500k	1
18.9M	5.77555G	5.79445G	19.25M	5.775375G	5.794625G	500k	2
18.81M	5.77564G	5.79445G	19.43M	5.775315G	5.794745G	500k	3
18.93M	5.77552G	5.79445G	19.34M	5.775315G	5.794655G	500k	4

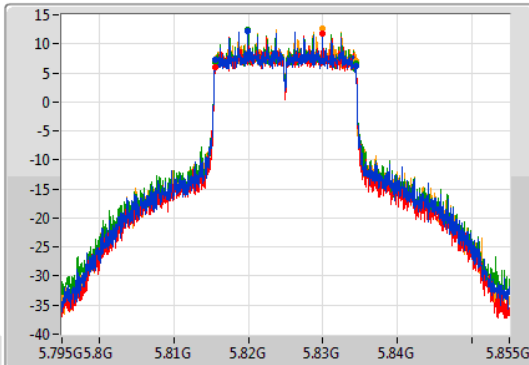
802.11ax HEW20_Nss1,(MCS0)_4TX

EBW

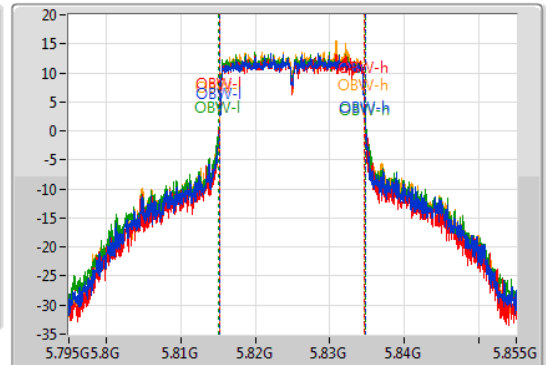
5825MHz

30/06/2020

CF
5.825GHz
Span
60MHz
RBW
100kHz
VBW
300kHz
Sweep Time
100ms
Detector Type
Peak



CF
5.825GHz
Span
60MHz
RBW
200kHz
VBW
1MHz
Sweep Time
100ms
Detector Type
Peak



Port 1
Port 2
Port 3
Port 4

6dB(Hz)	Fl-6dB(Hz)	Fh-6dB(Hz)	OBW(Hz)	Fl-OBW(Hz)	Fh-OBW(Hz)	Limit(Hz)	Port
18.81M	5.81564G	5.83445G	19.49M	5.815255G	5.834745G	500k	1
18.96M	5.81552G	5.83448G	19.34M	5.815285G	5.834625G	500k	2
18.93M	5.81555G	5.83448G	19.7M	5.815135G	5.834835G	500k	3
18.93M	5.81555G	5.83448G	19.4M	5.815255G	5.834655G	500k	4

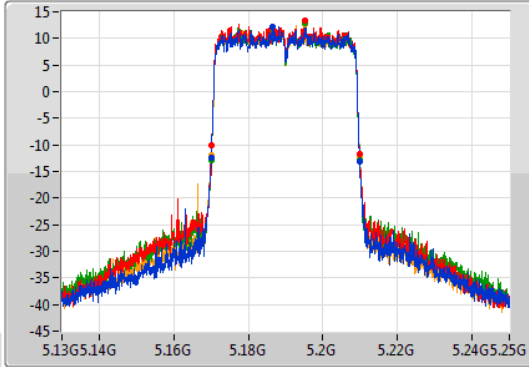
802.11ax HEW40_Nss1,(MCS0)_4TX

EBW

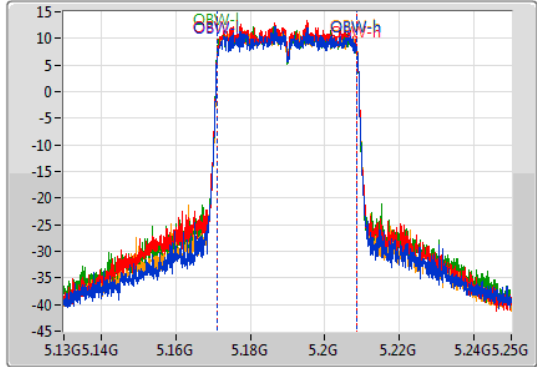
5190MHz

11/07/2020

CF
5.19GHz
Span
120MHz
RBW
500kHz
VBW
2MHz
Sweep Time
100ms
Detector Type
Peak



CF
5.19GHz
Span
120MHz
RBW
500kHz
VBW
2MHz
Sweep Time
100ms
Detector Type
Peak



Port 1
Port 2
Port 3
Port 4

26dB(Hz)	Fl-26dB(Hz)	Fh-26dB(Hz)	OBW(Hz)	Fl-OBW(Hz)	Fh-OBW(Hz)	Limit(Hz)	Port
39.84M	5.17002G	5.20986G	37.541M	5.171169G	5.208711G	Inf	1
39.78M	5.17002G	5.2098G	37.481M	5.171169G	5.208651G	Inf	2
39.9M	5.17002G	5.20992G	37.481M	5.171169G	5.208651G	Inf	3
39.84M	5.17008G	5.20992G	37.481M	5.171229G	5.208711G	Inf	4

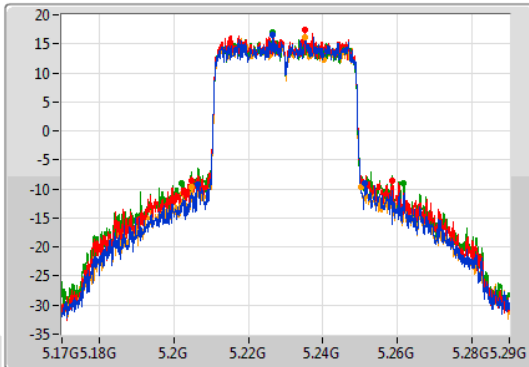
802.11ax HEW40_Nss1,(MCS0)_4TX

EBW

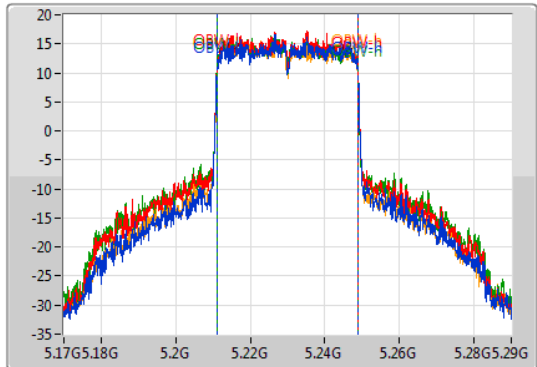
5230MHz

11/07/2020

CF
5.23GHz
Span
120MHz
RBW
500kHz
VBW
2MHz
Sweep Time
100ms
Detector Type
Peak



CF
5.23GHz
Span
120MHz
RBW
500kHz
VBW
2MHz
Sweep Time
100ms
Detector Type
Peak



Port 1
Port 2
Port 3
Port 4

26dB(Hz)	Fl-26dB(Hz)	Fh-26dB(Hz)	OBW(Hz)	Fl-OBW(Hz)	Fh-OBW(Hz)	Limit(Hz)	Port
44.88M	5.20642G	5.2513G	37.721M	5.21109G	5.248831G	Inf	1
53.94M	5.20462G	5.25856G	37.781M	5.211049G	5.248831G	Inf	2
59.52M	5.20222G	5.26174G	37.841M	5.21099G	5.248831G	Inf	3
45.48M	5.20468G	5.25016G	37.661M	5.21109G	5.248771G	Inf	4

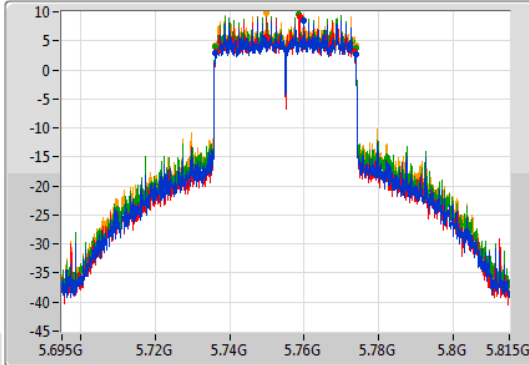
802.11ax HEW40_Nss1,(MCS0)_4TX

EBW

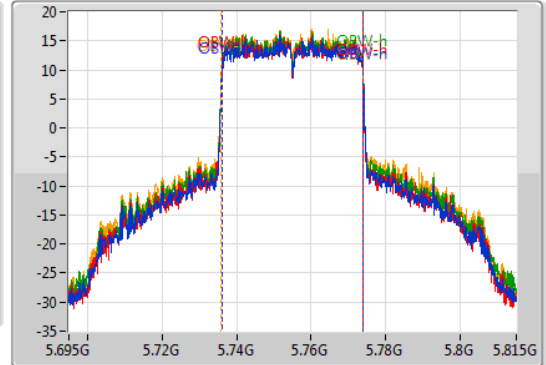
5755MHz

30/06/2020

CF
5.755GHz
Span
120MHz
RBW
100kHz
VBW
300kHz
Sweep Time
100ms
Detector Type
Peak



CF
5.755GHz
Span
120MHz
RBW
500kHz
VBW
2MHz
Sweep Time
100ms
Detector Type
Peak



Port 1
Port 2
Port 3
Port 4

6dB(Hz)	Fl-6dB(Hz)	Fh-6dB(Hz)	OBW(Hz)	Fl-OBW(Hz)	Fh-OBW(Hz)	Limit(Hz)	Port
37.5M	5.73628G	5.77378G	37.961M	5.73599G	5.773951G	500k	1
37.14M	5.73652G	5.77366G	37.901M	5.73599G	5.773891G	500k	2
37.62M	5.73622G	5.77384G	37.961M	5.73599G	5.773951G	500k	3
37.68M	5.73604G	5.77372G	38.081M	5.73593G	5.77401G	500k	4

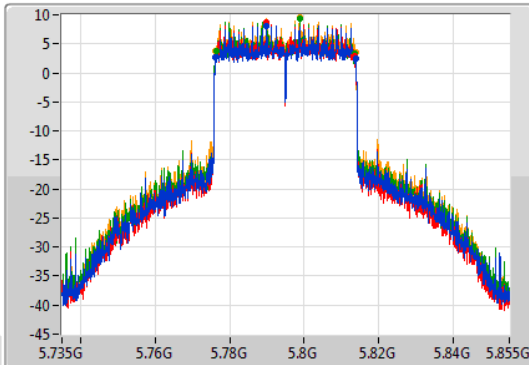
802.11ax HEW40_Nss1,(MCS0)_4TX

EBW

5795MHz

30/06/2020

CF
5.795GHz
Span
120MHz
RBW
100kHz
VBW
300kHz
Sweep Time
100ms
Detector Type
Peak



CF
5.795GHz
Span
120MHz
RBW
500kHz
VBW
2MHz
Sweep Time
100ms
Detector Type
Peak



Port 1
Port 2
Port 3
Port 4

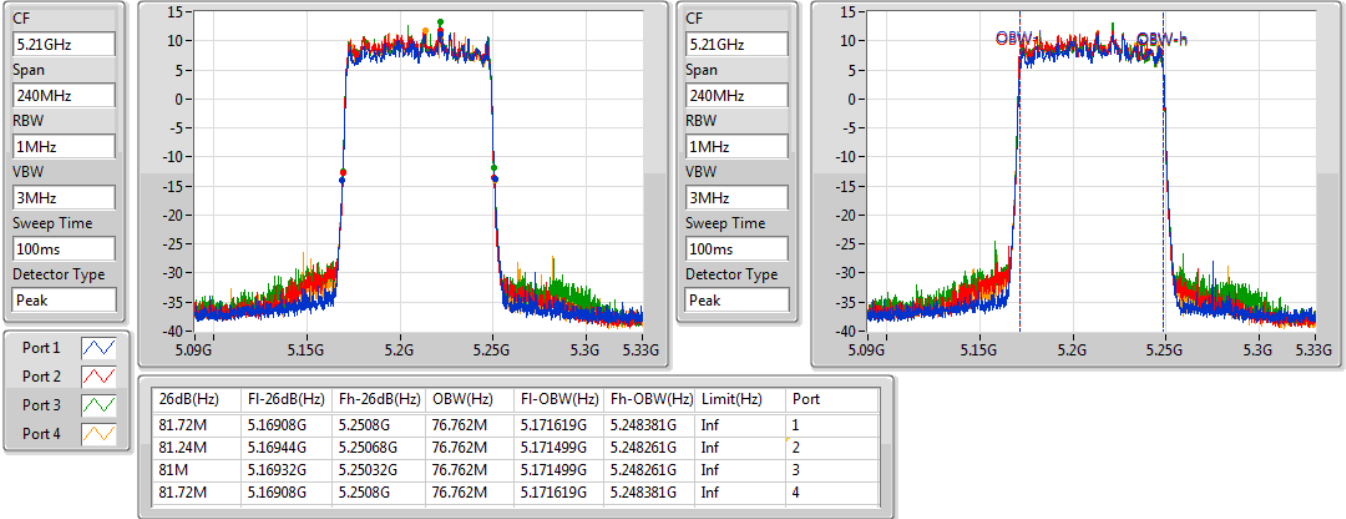
6dB(Hz)	Fl-6dB(Hz)	Fh-6dB(Hz)	OBW(Hz)	Fl-OBW(Hz)	Fh-OBW(Hz)	Limit(Hz)	Port
37.62M	5.77622G	5.81384G	37.901M	5.77599G	5.813891G	500k	1
37.44M	5.77622G	5.81366G	37.841M	5.77599G	5.813831G	500k	2
37.26M	5.7764G	5.81366G	37.901M	5.77599G	5.813891G	500k	3
37.74M	5.7761G	5.81384G	37.961M	5.77599G	5.813951G	500k	4

802.11ax HEW80_Nss1,(MCS0)_4TX

EBW

5210MHz

11/07/2020

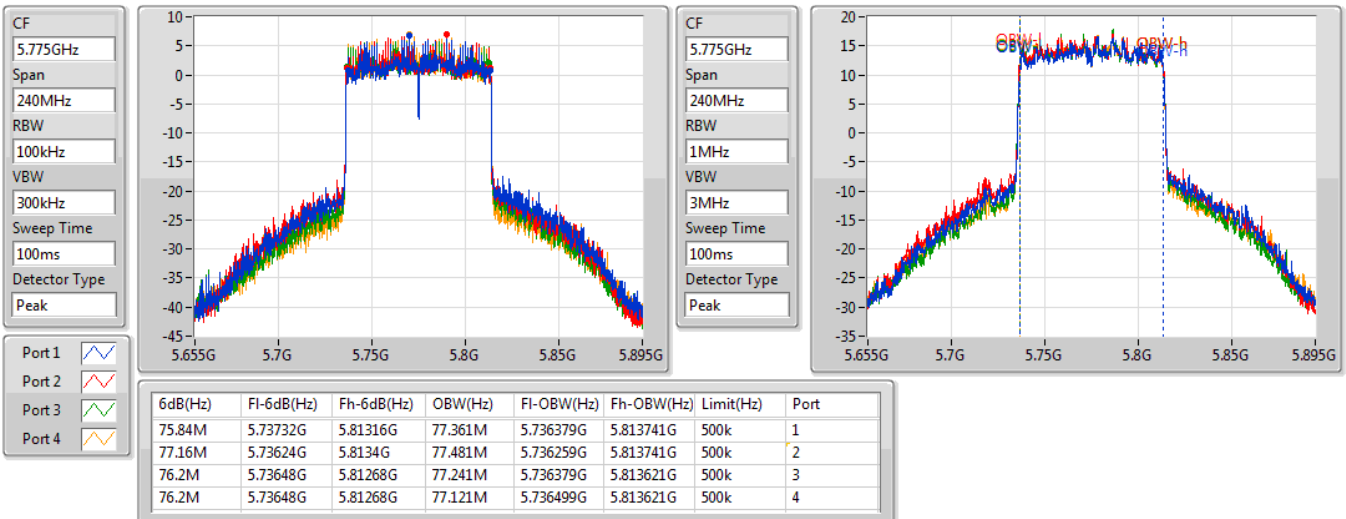


802.11ax HEW80_Nss1,(MCS0)_4TX

EBW

5775MHz

11/07/2020





For Non-beamforming
Summary

Mode	Total Power (dBm)	Total Power (W)
5.15-5.25GHz	-	-
802.11a_Nss1,(6Mbps)_4TX	29.90	0.97724
802.11ac VHT20_Nss1,(MCS0)_4TX	29.82	0.95940
802.11ac VHT40_Nss1,(MCS0)_4TX	29.46	0.88308
802.11ac VHT80_Nss1,(MCS0)_4TX	23.69	0.23388
802.11ax HEW20_Nss1,(MCS0)_4TX	29.95	0.98855
802.11ax HEW40_Nss1,(MCS0)_4TX	29.64	0.92045
802.11ax HEW80_Nss1,(MCS0)_4TX	23.93	0.24717
5.725-5.85GHz	-	-
802.11a_Nss1,(6Mbps)_4TX	29.84	0.96383
802.11ac VHT20_Nss1,(MCS0)_4TX	29.69	0.93111
802.11ac VHT40_Nss1,(MCS0)_4TX	29.55	0.90157
802.11ac VHT80_Nss1,(MCS0)_4TX	29.17	0.82604
802.11ax HEW20_Nss1,(MCS0)_4TX	29.94	0.98628
802.11ax HEW40_Nss1,(MCS0)_4TX	29.91	0.97949
802.11ax HEW80_Nss1,(MCS0)_4TX	29.31	0.85310



Result

Mode	Result	DG (dBi)	Port 1 (dBm)	Port 2 (dBm)	Port 3 (dBm)	Port 4 (dBm)	Total Power (dBm)	Power Limit (dBm)
802.11a_Nss1,(6Mbps)_4TX	-	-	-	-	-	-	-	-
5180MHz	Pass	5.04	22.38	23.24	22.54	22.69	28.75	30.00
5200MHz	Pass	5.04	23.44	24.26	23.66	24.1	29.90	30.00
5240MHz	Pass	5.04	23.53	24.16	23.73	24	29.88	30.00
5745MHz	Pass	5.04	23.63	23.37	24.03	24.14	29.82	30.00
5785MHz	Pass	5.04	23.39	23.45	23.94	24.2	29.78	30.00
5825MHz	Pass	5.04	23.68	23.46	23.98	24.12	29.84	30.00
802.11ac VHT20_Nss1,(MCS0)_4TX	-	-	-	-	-	-	-	-
5180MHz	Pass	5.04	21.11	21.92	21.46	21.1	27.43	30.00
5200MHz	Pass	5.04	23.64	24.05	23.51	23.97	29.82	30.00
5240MHz	Pass	5.04	23.45	24.1	23.69	23.58	29.73	30.00
5745MHz	Pass	5.04	23	23.32	24.07	23.76	29.58	30.00
5785MHz	Pass	5.04	22.92	23.39	24.11	23.83	29.61	30.00
5825MHz	Pass	5.04	23.14	23.39	24.24	23.83	29.69	30.00
802.11ac VHT40_Nss1,(MCS0)_4TX	-	-	-	-	-	-	-	-
5190MHz	Pass	5.04	19.11	19.69	19.24	19.17	25.33	30.00
5230MHz	Pass	5.04	23.18	23.82	23.51	23.23	29.46	30.00
5755MHz	Pass	5.04	22.7	23.48	23.83	23.73	29.48	30.00
5795MHz	Pass	5.04	22.69	23.56	24	23.76	29.55	30.00
802.11ac VHT80_Nss1,(MCS0)_4TX	-	-	-	-	-	-	-	-
5210MHz	Pass	5.04	17.19	18	17.81	17.64	23.69	30.00
5775MHz	Pass	5.04	22.98	23.24	23.17	23.2	29.17	30.00
802.11ax HEW20_Nss1,(MCS0)_4TX	-	-	-	-	-	-	-	-
5180MHz	Pass	5.04	21.61	22.17	21.56	21.65	27.78	30.00
5200MHz	Pass	5.04	23.66	24.39	23.55	24.07	29.95	30.00
5240MHz	Pass	5.04	23.44	24.24	23.79	24.08	29.92	30.00
5745MHz	Pass	5.04	23.59	23.41	24.1	24.06	29.82	30.00
5785MHz	Pass	5.04	23.61	23.58	24.13	24.3	29.94	30.00
5825MHz	Pass	5.04	23.67	23.45	24.08	24.2	29.88	30.00
802.11ax HEW40_Nss1,(MCS0)_4TX	-	-	-	-	-	-	-	-
5190MHz	Pass	5.04	19.12	19.96	19.52	19.52	25.56	30.00
5230MHz	Pass	5.04	23.35	23.87	23.87	23.36	29.64	30.00
5755MHz	Pass	5.04	23.17	23.47	24.03	24.24	29.77	30.00
5795MHz	Pass	5.04	23.43	23.6	24.1	24.35	29.91	30.00
802.11ax HEW80_Nss1,(MCS0)_4TX	-	-	-	-	-	-	-	-
5210MHz	Pass	5.04	17.3	18.18	18.03	18.08	23.93	30.00
5775MHz	Pass	5.04	23.05	23.51	23.12	23.44	29.31	30.00

DG = Directional Gain; Port X = Port X output power



**For beamforming
Summary**

Mode	Total Power (dBm)	Total Power (W)
5.15-5.25GHz	-	-
802.11n HT20-BF_Nss1,(MCS0)_4TX	29.67	0.92683
802.11n HT40-BF_Nss1,(MCS0)_4TX	29.42	0.87498
802.11ac VHT20-BF_Nss1,(MCS0)_4TX	29.94	0.98628
802.11ac VHT40-BF_Nss1,(MCS0)_4TX	29.46	0.88308
802.11ac VHT80-BF_Nss1,(MCS0)_4TX	23.69	0.23388
802.11ax HEW20-BF_Nss1,(MCS0)_4TX	29.95	0.98855
802.11ax HEW40-BF_Nss1,(MCS0)_4TX	29.64	0.92045
802.11ax HEW80-BF_Nss1,(MCS0)_4TX	23.93	0.24717
5.725-5.85GHz	-	-
802.11n HT20-BF_Nss1,(MCS0)_4TX	29.81	0.95719
802.11n HT40-BF_Nss1,(MCS0)_4TX	29.70	0.93325
802.11ac VHT20-BF_Nss1,(MCS0)_4TX	29.83	0.96161
802.11ac VHT40-BF_Nss1,(MCS0)_4TX	29.72	0.93756
802.11ac VHT80-BF_Nss1,(MCS0)_4TX	29.17	0.82604
802.11ax HEW20-BF_Nss1,(MCS0)_4TX	29.94	0.98628
802.11ax HEW40-BF_Nss1,(MCS0)_4TX	29.91	0.97949
802.11ax HEW80-BF_Nss1,(MCS0)_4TX	29.31	0.85310



Result

Mode	Result	DG (dBi)	Port 1 (dBm)	Port 2 (dBm)	Port 3 (dBm)	Port 4 (dBm)	Total Power (dBm)	Power Limit (dBm)
802.11n HT20-BF_Nss1,(MCS0)_4TX	-	-	-	-	-	-	-	-
5180MHz	Pass	5.91	20.95	21.9	21.4	21.21	27.40	30.00
5200MHz	Pass	5.91	23.57	23.77	23.12	23.21	29.45	30.00
5240MHz	Pass	5.91	23.22	24.19	23.9	23.22	29.67	30.00
5745MHz	Pass	5.91	23.56	23.41	24.12	23.62	29.71	30.00
5785MHz	Pass	5.91	22.83	23.45	24.43	23.62	29.64	30.00
5825MHz	Pass	5.91	23.01	23.75	24.74	23.46	29.81	30.00
802.11n HT40-BF_Nss1,(MCS0)_4TX	-	-	-	-	-	-	-	-
5190MHz	Pass	5.91	19.02	19.74	19.27	19.28	25.36	30.00
5230MHz	Pass	5.91	23.15	23.68	23.55	23.18	29.42	30.00
5755MHz	Pass	5.91	22.17	22.44	23.55	23.26	28.91	30.00
5795MHz	Pass	5.91	23.11	22.97	24.43	24.03	29.70	30.00
802.11ac VHT20-BF_Nss1,(MCS0)_4TX	-	-	-	-	-	-	-	-
5180MHz	Pass	5.91	21.11	21.92	21.46	21.1	27.43	30.00
5200MHz	Pass	5.91	23.77	24.25	23.81	23.83	29.94	30.00
5240MHz	Pass	5.91	23.61	24.11	23.87	23.7	29.85	30.00
5745MHz	Pass	5.91	23.39	23.54	24.04	24	29.77	30.00
5785MHz	Pass	5.91	23.08	23.43	24.47	23.99	29.80	30.00
5825MHz	Pass	5.91	23.34	23.6	24.41	23.83	29.83	30.00
802.11ac VHT40-BF_Nss1,(MCS0)_4TX	-	-	-	-	-	-	-	-
5190MHz	Pass	5.91	19.11	19.69	19.24	19.17	25.33	30.00
5230MHz	Pass	5.91	23.18	23.82	23.51	23.23	29.46	30.00
5755MHz	Pass	5.91	22.92	23.49	23.99	23.87	29.61	30.00
5795MHz	Pass	5.91	23.04	23.68	24.13	23.87	29.72	30.00
802.11ac VHT80-BF_Nss1,(MCS0)_4TX	-	-	-	-	-	-	-	-
5210MHz	Pass	5.91	17.19	18	17.81	17.64	23.69	30.00
5775MHz	Pass	5.91	22.98	23.24	23.17	23.2	29.17	30.00
802.11ax HEW20-BF_Nss1,(MCS0)_4TX	-	-	-	-	-	-	-	-
5180MHz	Pass	5.91	21.61	22.17	21.56	21.65	27.78	30.00
5200MHz	Pass	5.91	23.66	24.39	23.55	24.07	29.95	30.00
5240MHz	Pass	5.91	23.44	24.24	23.79	24.08	29.92	30.00
5745MHz	Pass	5.91	23.59	23.41	24.1	24.06	29.82	30.00
5785MHz	Pass	5.91	23.61	23.58	24.13	24.3	29.94	30.00
5825MHz	Pass	5.91	23.67	23.45	24.08	24.2	29.88	30.00
802.11ax HEW40-BF_Nss1,(MCS0)_4TX	-	-	-	-	-	-	-	-
5190MHz	Pass	5.91	19.12	19.96	19.52	19.52	25.56	30.00
5230MHz	Pass	5.91	23.35	23.87	23.87	23.36	29.64	30.00
5755MHz	Pass	5.91	23.17	23.47	24.03	24.24	29.77	30.00
5795MHz	Pass	5.91	23.43	23.6	24.1	24.35	29.91	30.00
802.11ax HEW80-BF_Nss1,(MCS0)_4TX	-	-	-	-	-	-	-	-
5210MHz	Pass	5.91	17.3	18.18	18.03	18.08	23.93	30.00
5775MHz	Pass	5.91	23.05	23.51	23.12	23.44	29.31	30.00

DG = Directional Gain; Port X = Port X output power

Summary

Mode	PD (dBm/RBW)
5.15-5.25GHz	-
802.11a_Nss1,(6Mbps)_4TX	16.86
802.11ac VHT20_Nss1,(MCS0)_4TX	16.21
802.11ac VHT40_Nss1,(MCS0)_4TX	13.56
802.11ac VHT80_Nss1,(MCS0)_4TX	5.07
802.11ax HEW20_Nss1,(MCS0)_4TX	16.11
802.11ax HEW40_Nss1,(MCS0)_4TX	13.65
802.11ax HEW80_Nss1,(MCS0)_4TX	5.31
5.725-5.85GHz	-
802.11a_Nss1,(6Mbps)_4TX	15.01
802.11ac VHT20_Nss1,(MCS0)_4TX	14.41
802.11ac VHT40_Nss1,(MCS0)_4TX	11.51
802.11ac VHT80_Nss1,(MCS0)_4TX	9.14
802.11ax HEW20_Nss1,(MCS0)_4TX	14.59
802.11ax HEW40_Nss1,(MCS0)_4TX	11.76
802.11ax HEW80_Nss1,(MCS0)_4TX	9.12

RBW = 500 kHz for 5.725-5.85GHz band / 1MHz for other band;

Result

Mode	Result	DG (dBi)	Port 1 (dBm/RBW)	Port 2 (dBm/RBW)	Port 3 (dBm/RBW)	Port 4 (dBm/RBW)	PD (dBm/RBW)	PD Limit (dBm/RBW)
802.11a_Nss1,(6Mbps)_4TX	-	-	-	-	-	-	-	-
5180MHz	Pass	5.91	9.88	10.78	10.33	10.09	16.20	17.00
5200MHz	Pass	5.91	10.45	11.36	10.94	11.12	16.86	17.00
5240MHz	Pass	5.91	10.69	11.22	10.51	11.01	16.60	17.00
5745MHz	Pass	5.91	8.92	8.81	9.13	9.56	14.96	30.00
5785MHz	Pass	5.91	8.58	8.73	9.17	9.41	14.88	30.00
5825MHz	Pass	5.91	8.96	8.83	9.21	9.32	15.01	30.00
802.11ac VHT20_Nss1,(MCS0)_4TX	-	-	-	-	-	-	-	-
5180MHz	Pass	5.91	8.25	9.06	8.54	8.76	14.45	17.00
5200MHz	Pass	5.91	10.22	10.85	10.18	10.58	16.09	17.00
5240MHz	Pass	5.91	10.11	10.43	10.42	10.39	16.21	17.00
5745MHz	Pass	5.91	7.92	8.18	9	8.68	14.38	30.00
5785MHz	Pass	5.91	7.84	8.27	9.03	8.69	14.41	30.00
5825MHz	Pass	5.91	7.96	8.26	8.99	8.59	14.36	30.00
802.11ac VHT40_Nss1,(MCS0)_4TX	-	-	-	-	-	-	-	-
5190MHz	Pass	5.91	3.38	4.03	3.47	3.53	9.44	17.00
5230MHz	Pass	5.91	7.48	8.22	7.88	7.57	13.56	17.00
5755MHz	Pass	5.91	4.85	5.61	6.08	5.88	11.50	30.00
5795MHz	Pass	5.91	4.75	5.67	6	5.97	11.51	30.00
802.11ac VHT80_Nss1,(MCS0)_4TX	-	-	-	-	-	-	-	-
5210MHz	Pass	5.91	-1.18	-0.07	-0.7	-0.63	5.07	17.00
5775MHz	Pass	5.91	3.16	3.4	3.24	3.37	9.14	30.00
802.11ax HEW20_Nss1,(MCS0)_4TX	-	-	-	-	-	-	-	-
5180MHz	Pass	5.91	8.55	9.16	8.69	8.92	14.59	17.00
5200MHz	Pass	5.91	10.01	10.72	10.03	10.63	16.04	17.00
5240MHz	Pass	5.91	9.72	10.49	10.15	10.55	16.11	17.00
5745MHz	Pass	5.91	8.35	8.04	8.78	8.74	14.39	30.00
5785MHz	Pass	5.91	8.35	8.34	8.81	9.05	14.59	30.00
5825MHz	Pass	5.91	8.38	8.23	8.72	8.84	14.44	30.00
802.11ax HEW40_Nss1,(MCS0)_4TX	-	-	-	-	-	-	-	-
5190MHz	Pass	5.91	3.4	4.19	3.6	3.71	9.49	17.00
5230MHz	Pass	5.91	7.46	8.3	8.06	7.88	13.65	17.00
5755MHz	Pass	5.91	5.02	5.35	5.89	6.17	11.59	30.00
5795MHz	Pass	5.91	5.34	5.6	5.91	6.47	11.76	30.00
802.11ax HEW80_Nss1,(MCS0)_4TX	-	-	-	-	-	-	-	-
5210MHz	Pass	5.91	-0.96	-0.07	-0.48	-0.25	5.31	17.00
5775MHz	Pass	5.91	3.25	3.43	3.19	3.36	9.12	30.00

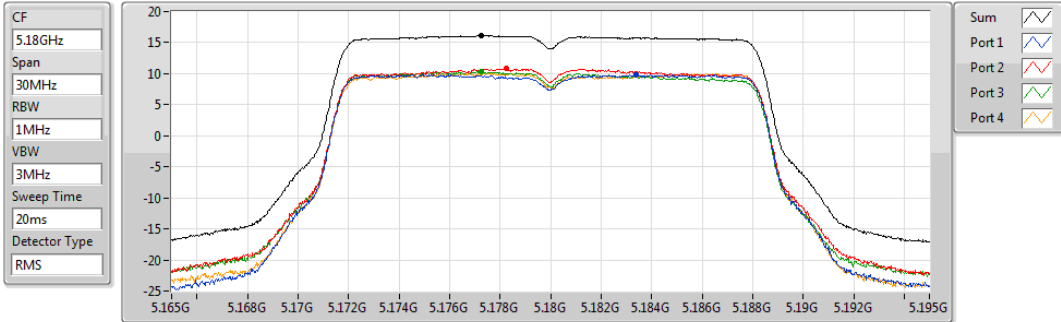
DG = Directional Gain; RBW = 500 kHz for 5.725-5.85GHz band / 1MHz for other band;
 PD = trace bin-by-bin of each transmits port summing can be performed maximum power density; Port X = Port X power density;

802.11a_Nss1,(6Mbps)_4TX

PSD

5180MHz

11/07/2020



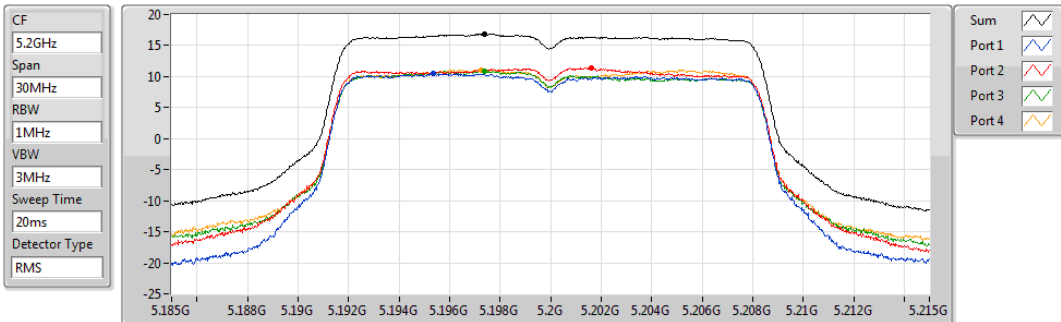
Sum	PD	Port 1	Port 2	Port 3	Port 4
(dBm/RBW)	(dBm/RBW)	(dBm/RBW)	(dBm/RBW)	(dBm/RBW)	(dBm/RBW)
16.20	16.20	9.88	10.78	10.33	10.09

802.11a_Nss1,(6Mbps)_4TX

PSD

5200MHz

30/06/2020



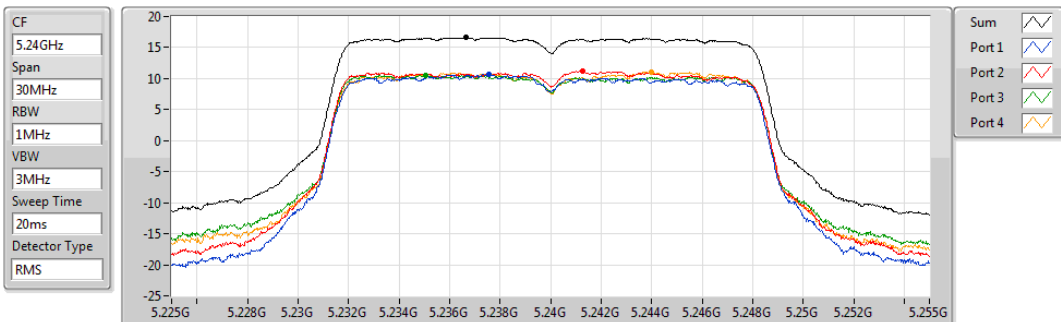
Sum	PD	Port 1	Port 2	Port 3	Port 4
(dBm/RBW)	(dBm/RBW)	(dBm/RBW)	(dBm/RBW)	(dBm/RBW)	(dBm/RBW)
16.86	16.86	10.45	11.36	10.94	11.12

802.11a_Nss1,(6Mbps)_4TX

PSD

5240MHz

30/06/2020



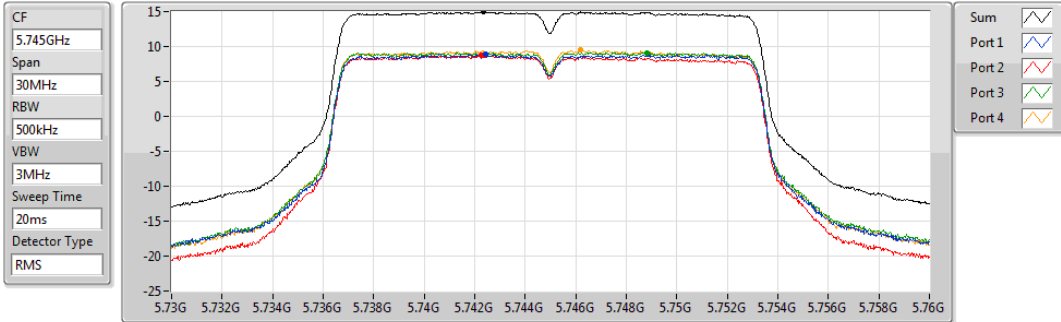
Sum	PD	Port 1	Port 2	Port 3	Port 4
(dBm/RBW)	(dBm/RBW)	(dBm/RBW)	(dBm/RBW)	(dBm/RBW)	(dBm/RBW)
16.60	16.60	10.69	11.22	10.51	11.01

802.11a_Nss1,(6Mbps)_4TX

PSD

5745MHz

30/06/2020



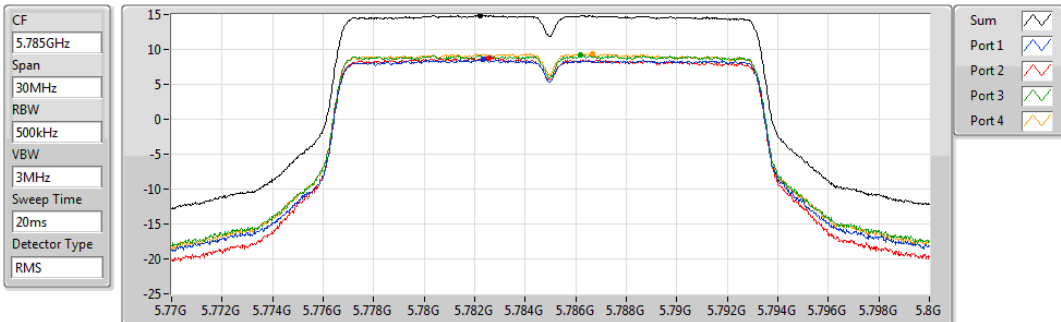
Sum	PD	Port 1	Port 2	Port 3	Port 4
(dBm/RBW)	(dBm/RBW)	(dBm/RBW)	(dBm/RBW)	(dBm/RBW)	(dBm/RBW)
14.96	14.96	8.92	8.81	9.13	9.56

802.11a_Nss1,(6Mbps)_4TX

PSD

5785MHz

30/06/2020



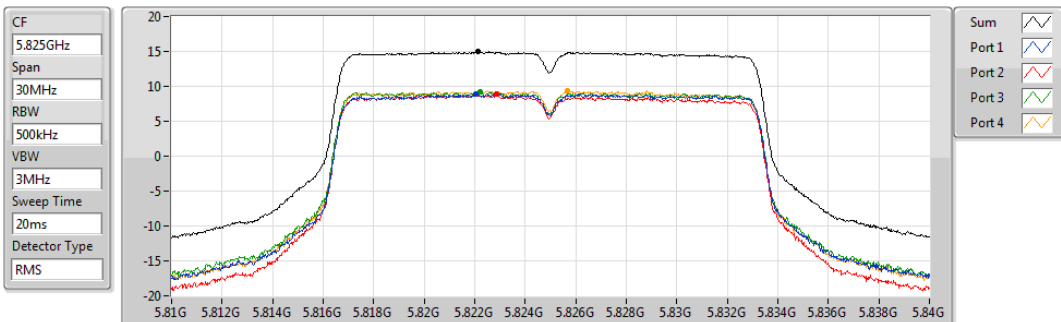
Sum	PD	Port 1	Port 2	Port 3	Port 4
(dBm/RBW)	(dBm/RBW)	(dBm/RBW)	(dBm/RBW)	(dBm/RBW)	(dBm/RBW)
14.88	14.88	8.58	8.73	9.17	9.41

802.11a_Nss1,(6Mbps)_4TX

PSD

5825MHz

30/06/2020



Sum	PD	Port 1	Port 2	Port 3	Port 4
(dBm/RBW)	(dBm/RBW)	(dBm/RBW)	(dBm/RBW)	(dBm/RBW)	(dBm/RBW)
15.01	15.01	8.96	8.83	9.21	9.32

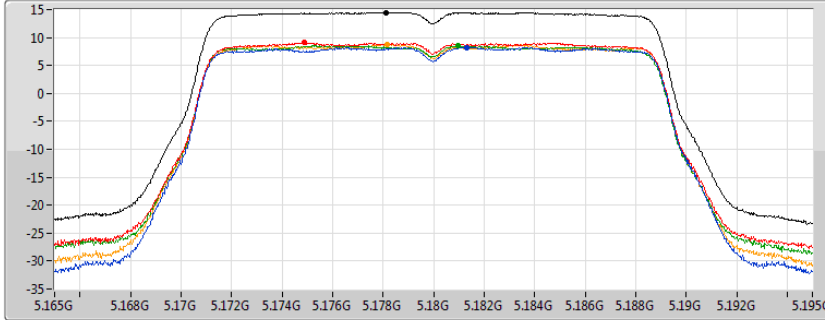
802.11ac VHT20_Nss1,(MCS0)_4TX

PSD

5180MHz

11/07/2020

CF
5.18GHz
Span
30MHz
RBW
1MHz
VBW
3MHz
Sweep Time
20ms
Detector Type
RMS



Sum
Port 1
Port 2
Port 3
Port 4

Sum	PD	Port 1	Port 2	Port 3	Port 4
(dBm/RBW)	(dBm/RBW)	(dBm/RBW)	(dBm/RBW)	(dBm/RBW)	(dBm/RBW)
14.45	14.45	8.25	9.06	8.54	8.76

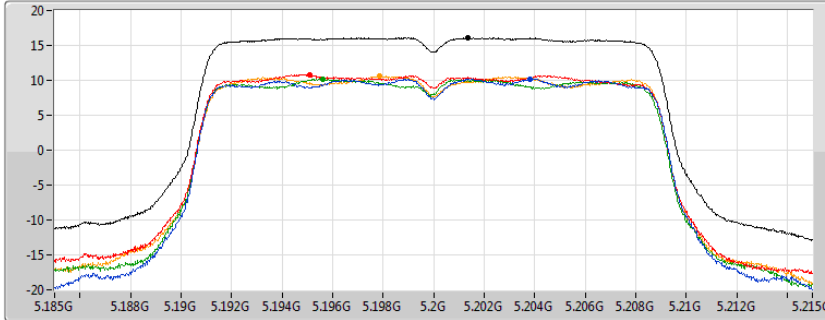
802.11ac VHT20_Nss1,(MCS0)_4TX

PSD

5200MHz

09/07/2020

CF
5.2GHz
Span
30MHz
RBW
1MHz
VBW
3MHz
Sweep Time
20ms
Detector Type
RMS



Sum
Port 1
Port 2
Port 3
Port 4

Sum	PD	Port 1	Port 2	Port 3	Port 4
(dBm/RBW)	(dBm/RBW)	(dBm/RBW)	(dBm/RBW)	(dBm/RBW)	(dBm/RBW)
16.09	16.09	10.22	10.85	10.18	10.58

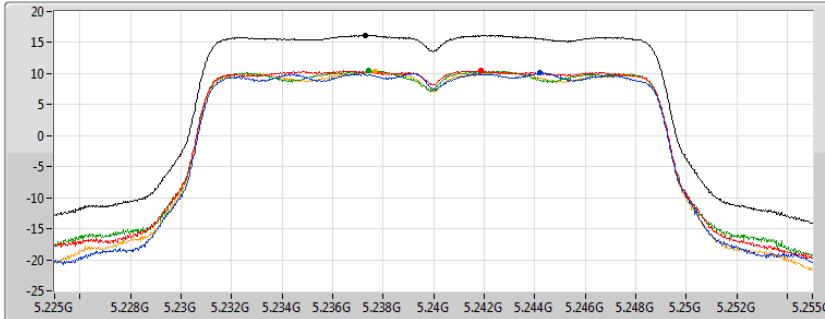
802.11ac VHT20_Nss1,(MCS0)_4TX

PSD

5240MHz

09/07/2020

CF
5.24GHz
Span
30MHz
RBW
1MHz
VBW
3MHz
Sweep Time
20ms
Detector Type
RMS



Sum
Port 1
Port 2
Port 3
Port 4

Sum	PD	Port 1	Port 2	Port 3	Port 4
(dBm/RBW)	(dBm/RBW)	(dBm/RBW)	(dBm/RBW)	(dBm/RBW)	(dBm/RBW)
16.21	16.21	10.11	10.43	10.42	10.39

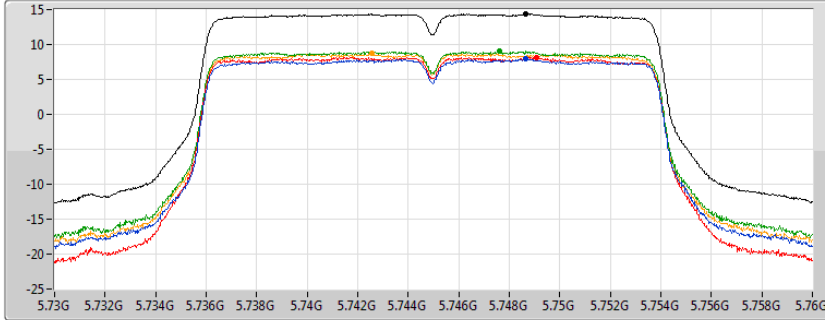
802.11ac VHT20_Nss1,(MCS0)_4TX

PSD

5745MHz

09/07/2020

CF
5.745GHz
Span
30MHz
RBW
500kHz
VBW
3MHz
Sweep Time
20ms
Detector Type
RMS



Sum
Port 1
Port 2
Port 3
Port 4

Sum	PD	Port 1	Port 2	Port 3	Port 4
(dBm/RBW)	(dBm/RBW)	(dBm/RBW)	(dBm/RBW)	(dBm/RBW)	(dBm/RBW)
14.38	14.38	7.92	8.18	9.00	8.68

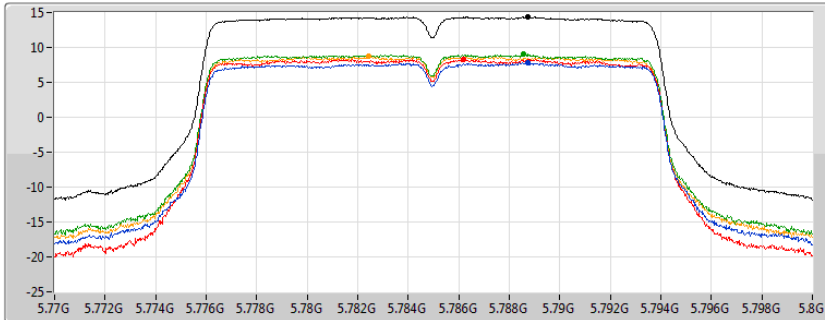
802.11ac VHT20_Nss1,(MCS0)_4TX

PSD

5785MHz

09/07/2020

CF
5.785GHz
Span
30MHz
RBW
500kHz
VBW
3MHz
Sweep Time
20ms
Detector Type
RMS



Sum
Port 1
Port 2
Port 3
Port 4

Sum	PD	Port 1	Port 2	Port 3	Port 4
(dBm/RBW)	(dBm/RBW)	(dBm/RBW)	(dBm/RBW)	(dBm/RBW)	(dBm/RBW)
14.41	14.41	7.84	8.27	9.03	8.69

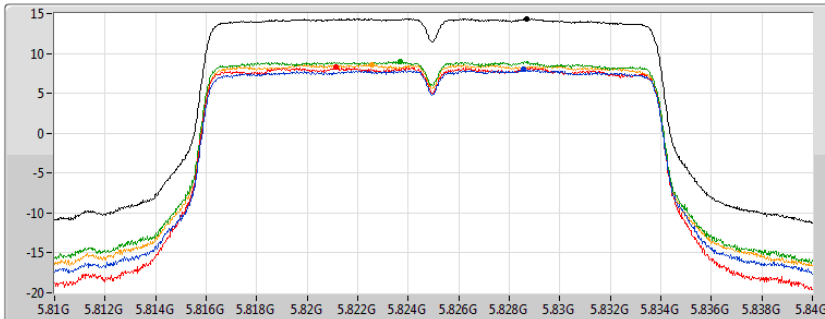
802.11ac VHT20_Nss1,(MCS0)_4TX

PSD

5825MHz

09/07/2020

CF
5.825GHz
Span
30MHz
RBW
500kHz
VBW
3MHz
Sweep Time
20ms
Detector Type
RMS



Sum
Port 1
Port 2
Port 3
Port 4

Sum	PD	Port 1	Port 2	Port 3	Port 4
(dBm/RBW)	(dBm/RBW)	(dBm/RBW)	(dBm/RBW)	(dBm/RBW)	(dBm/RBW)
14.36	14.36	7.96	8.26	8.99	8.59

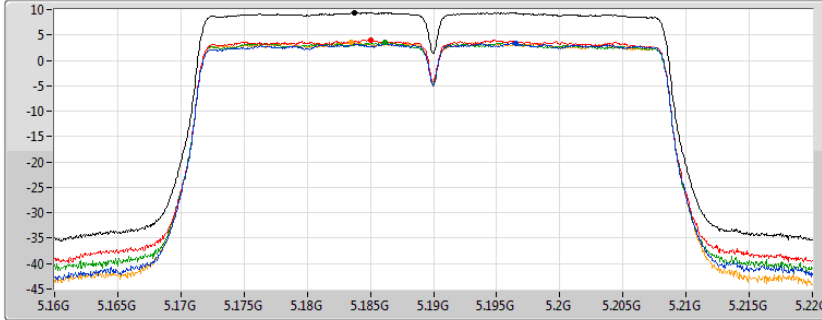
802.11ac VHT40_Nss1,(MCS0)_4TX

PSD

5190MHz

11/07/2020

CF
5.19GHz
Span
60MHz
RBW
1MHz
VBW
3MHz
Sweep Time
20ms
Detector Type
RMS



Sum
Port 1
Port 2
Port 3
Port 4

Sum	PD	Port 1	Port 2	Port 3	Port 4
(dBm/RBW)	(dBm/RBW)	(dBm/RBW)	(dBm/RBW)	(dBm/RBW)	(dBm/RBW)
9.44	9.44	3.38	4.03	3.47	3.53

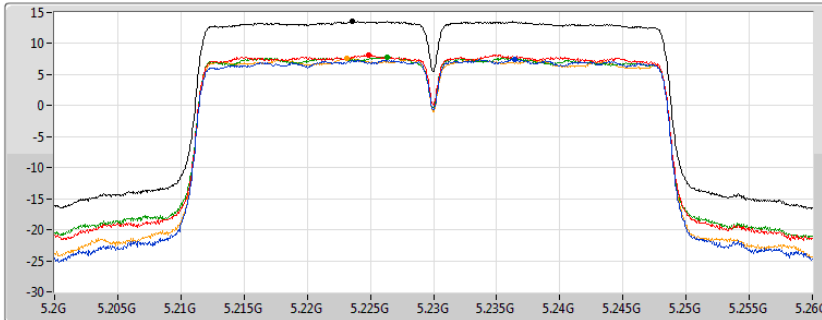
802.11ac VHT40_Nss1,(MCS0)_4TX

PSD

5230MHz

11/07/2020

CF
5.23GHz
Span
60MHz
RBW
1MHz
VBW
3MHz
Sweep Time
20ms
Detector Type
RMS



Sum
Port 1
Port 2
Port 3
Port 4

Sum	PD	Port 1	Port 2	Port 3	Port 4
(dBm/RBW)	(dBm/RBW)	(dBm/RBW)	(dBm/RBW)	(dBm/RBW)	(dBm/RBW)
13.56	13.56	7.48	8.22	7.88	7.57

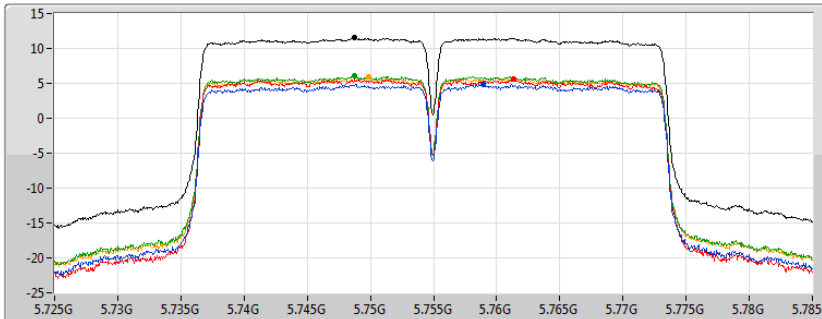
802.11ac VHT40_Nss1,(MCS0)_4TX

PSD

5755MHz

09/07/2020

CF
5.755GHz
Span
60MHz
RBW
500kHz
VBW
3MHz
Sweep Time
20ms
Detector Type
RMS



Sum
Port 1
Port 2
Port 3
Port 4

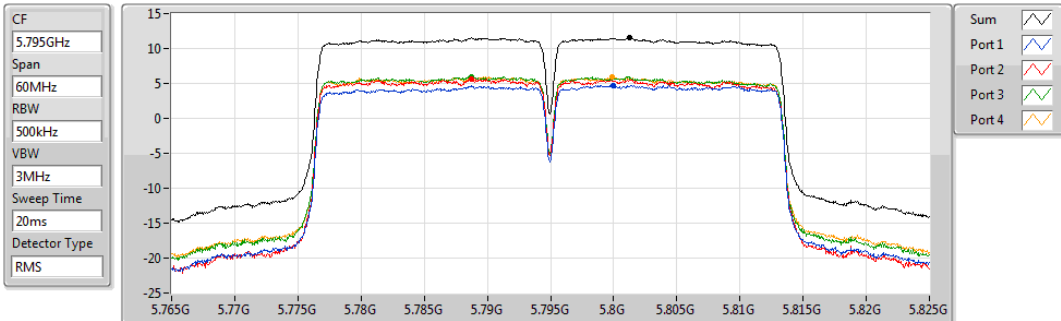
Sum	PD	Port 1	Port 2	Port 3	Port 4
(dBm/RBW)	(dBm/RBW)	(dBm/RBW)	(dBm/RBW)	(dBm/RBW)	(dBm/RBW)
11.50	11.50	4.85	5.61	6.08	5.88

802.11ac VHT40_Nss1,(MCS0)_4TX

PSD

5795MHz

09/07/2020



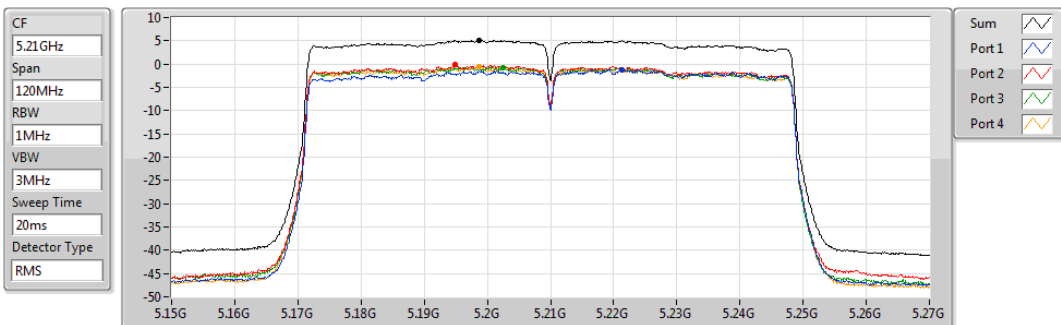
Sum	PD	Port 1	Port 2	Port 3	Port 4
(dBm/RBW)	(dBm/RBW)	(dBm/RBW)	(dBm/RBW)	(dBm/RBW)	(dBm/RBW)
11.51	11.51	4.75	5.67	6.00	5.97

802.11ac VHT80_Nss1,(MCS0)_4TX

PSD

5210MHz

11/07/2020



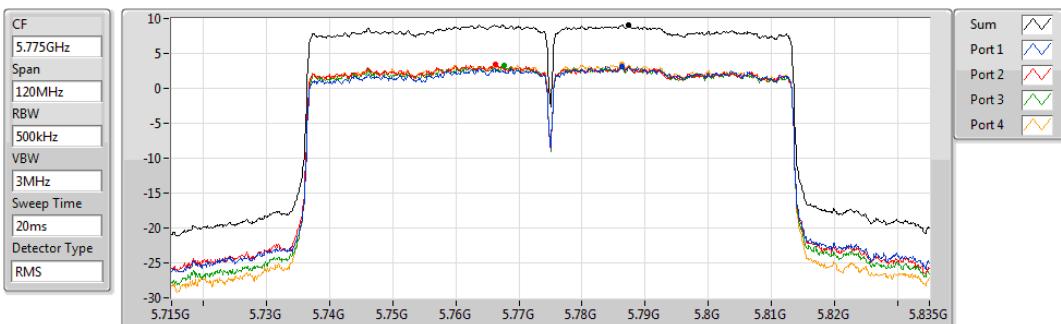
Sum	PD	Port 1	Port 2	Port 3	Port 4
(dBm/RBW)	(dBm/RBW)	(dBm/RBW)	(dBm/RBW)	(dBm/RBW)	(dBm/RBW)
5.07	5.07	-1.18	-0.07	-0.70	-0.63

802.11ac VHT80_Nss1,(MCS0)_4TX

PSD

5775MHz

11/07/2020



Sum	PD	Port 1	Port 2	Port 3	Port 4
(dBm/RBW)	(dBm/RBW)	(dBm/RBW)	(dBm/RBW)	(dBm/RBW)	(dBm/RBW)
9.14	9.14	3.16	3.40	3.24	3.37

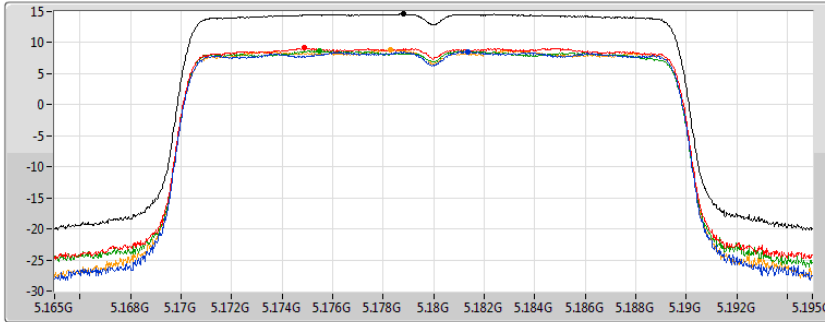
802.11ax HEW20_Nss1,(MCS0)_4TX

PSD

5180MHz

11/07/2020

CF
5.18GHz
Span
30MHz
RBW
1MHz
VBW
3MHz
Sweep Time
20ms
Detector Type
RMS



Sum
Port 1
Port 2
Port 3
Port 4

Sum	PD	Port 1	Port 2	Port 3	Port 4
(dBm/RBW)	(dBm/RBW)	(dBm/RBW)	(dBm/RBW)	(dBm/RBW)	(dBm/RBW)
14.59	14.59	8.55	9.16	8.69	8.92

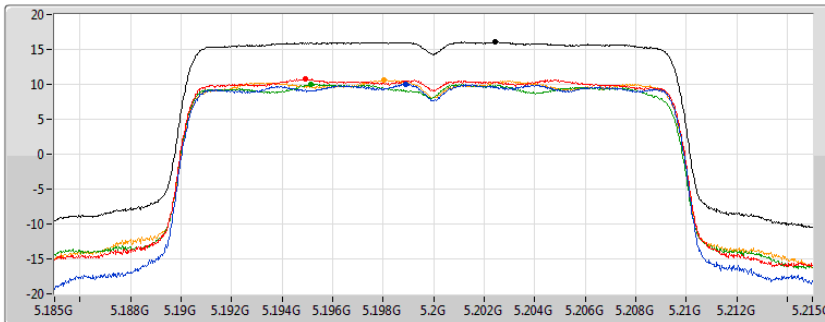
802.11ax HEW20_Nss1,(MCS0)_4TX

PSD

5200MHz

30/06/2020

CF
5.2GHz
Span
30MHz
RBW
1MHz
VBW
3MHz
Sweep Time
20ms
Detector Type
RMS



Sum
Port 1
Port 2
Port 3
Port 4

Sum	PD	Port 1	Port 2	Port 3	Port 4
(dBm/RBW)	(dBm/RBW)	(dBm/RBW)	(dBm/RBW)	(dBm/RBW)	(dBm/RBW)
16.04	16.04	10.01	10.72	10.03	10.63

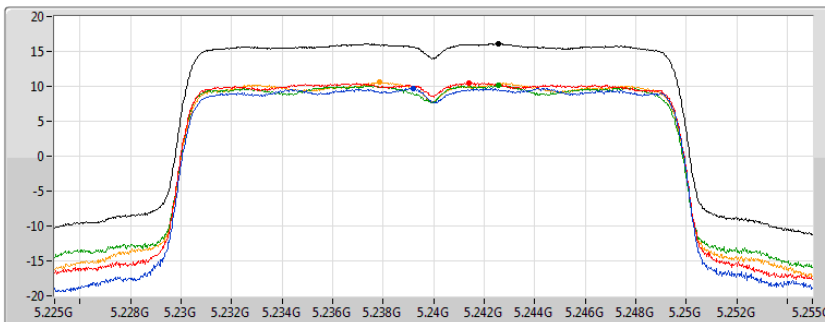
802.11ax HEW20_Nss1,(MCS0)_4TX

PSD

5240MHz

30/06/2020

CF
5.24GHz
Span
30MHz
RBW
1MHz
VBW
3MHz
Sweep Time
20ms
Detector Type
RMS



Sum
Port 1
Port 2
Port 3
Port 4

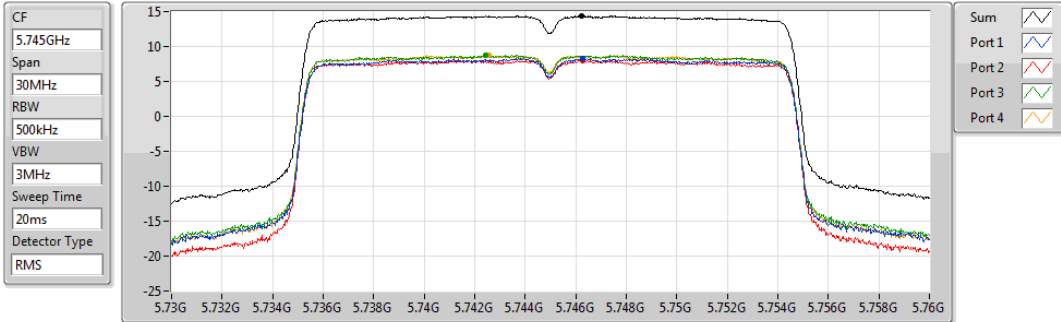
Sum	PD	Port 1	Port 2	Port 3	Port 4
(dBm/RBW)	(dBm/RBW)	(dBm/RBW)	(dBm/RBW)	(dBm/RBW)	(dBm/RBW)
16.11	16.11	9.72	10.49	10.15	10.55

802.11ax HEW20_Nss1,(MCS0)_4TX

PSD

5745MHz

30/06/2020



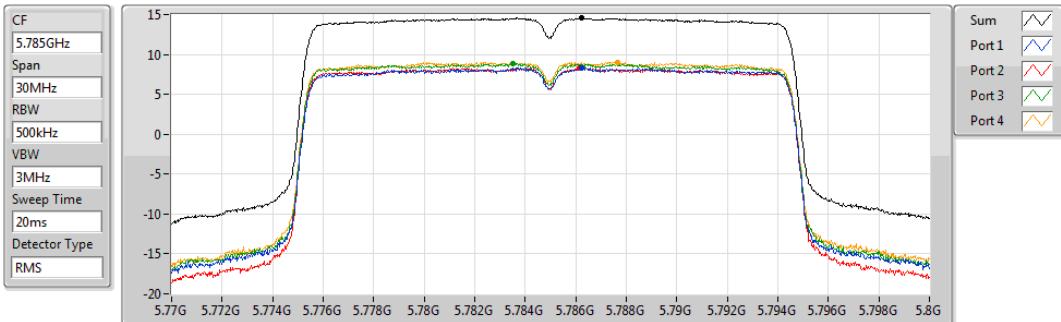
Sum	PD	Port 1	Port 2	Port 3	Port 4
(dBm/RBW)	(dBm/RBW)	(dBm/RBW)	(dBm/RBW)	(dBm/RBW)	(dBm/RBW)
14.39	14.39	8.35	8.04	8.78	8.74

802.11ax HEW20_Nss1,(MCS0)_4TX

PSD

5785MHz

30/06/2020



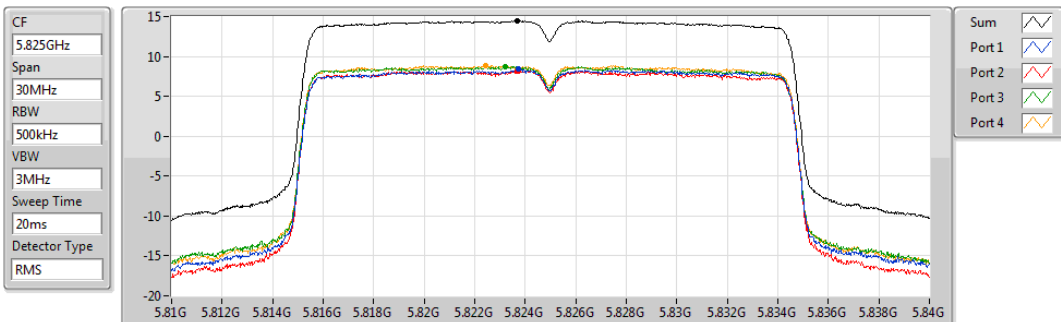
Sum	PD	Port 1	Port 2	Port 3	Port 4
(dBm/RBW)	(dBm/RBW)	(dBm/RBW)	(dBm/RBW)	(dBm/RBW)	(dBm/RBW)
14.59	14.59	8.35	8.34	8.81	9.05

802.11ax HEW20_Nss1,(MCS0)_4TX

PSD

5825MHz

30/06/2020



Sum	PD	Port 1	Port 2	Port 3	Port 4
(dBm/RBW)	(dBm/RBW)	(dBm/RBW)	(dBm/RBW)	(dBm/RBW)	(dBm/RBW)
14.44	14.44	8.38	8.23	8.72	8.84

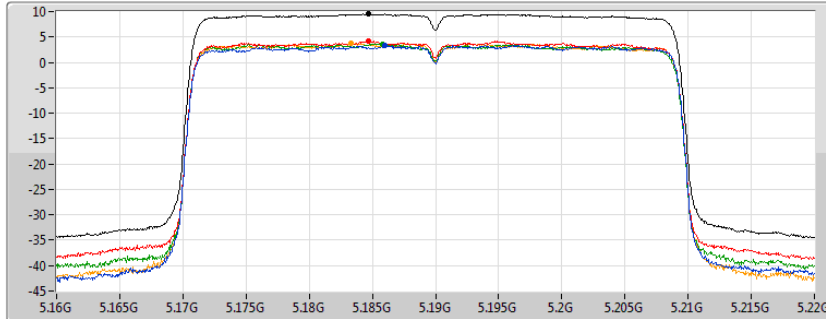
802.11ax HEW40_Nss1,(MCS0)_4TX

PSD

5190MHz

11/07/2020

CF
5.19GHz
Span
60MHz
RBW
1MHz
VBW
3MHz
Sweep Time
20ms
Detector Type
RMS



Sum
Port 1
Port 2
Port 3
Port 4

Sum	PD	Port 1	Port 2	Port 3	Port 4
(dBm/RBW)	(dBm/RBW)	(dBm/RBW)	(dBm/RBW)	(dBm/RBW)	(dBm/RBW)
9.49	9.49	3.40	4.19	3.60	3.71

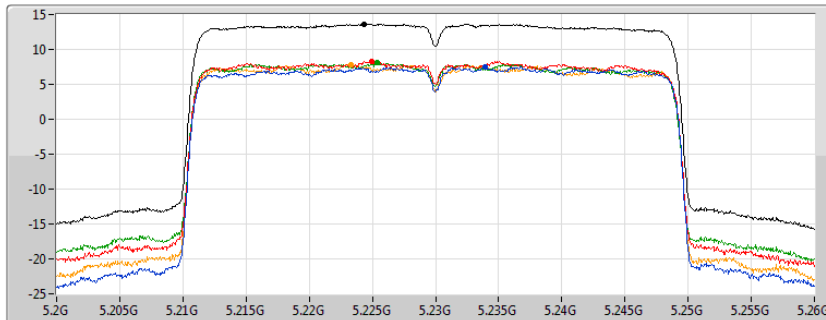
802.11ax HEW40_Nss1,(MCS0)_4TX

PSD

5230MHz

11/07/2020

CF
5.23GHz
Span
60MHz
RBW
1MHz
VBW
3MHz
Sweep Time
20ms
Detector Type
RMS



Sum
Port 1
Port 2
Port 3
Port 4

Sum	PD	Port 1	Port 2	Port 3	Port 4
(dBm/RBW)	(dBm/RBW)	(dBm/RBW)	(dBm/RBW)	(dBm/RBW)	(dBm/RBW)
13.65	13.65	7.46	8.30	8.06	7.88

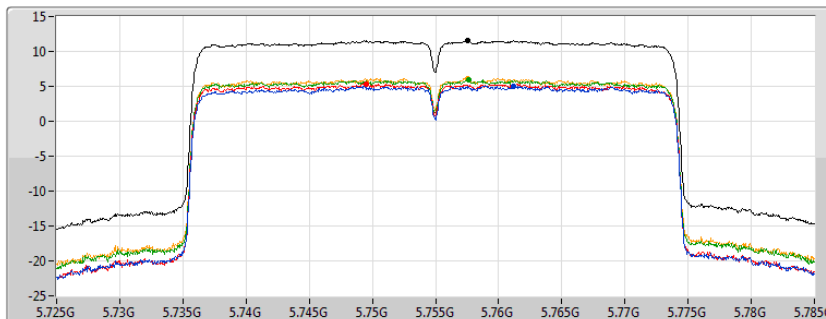
802.11ax HEW40_Nss1,(MCS0)_4TX

PSD

5755MHz

30/06/2020

CF
5.755GHz
Span
60MHz
RBW
500kHz
VBW
3MHz
Sweep Time
20ms
Detector Type
RMS



Sum
Port 1
Port 2
Port 3
Port 4

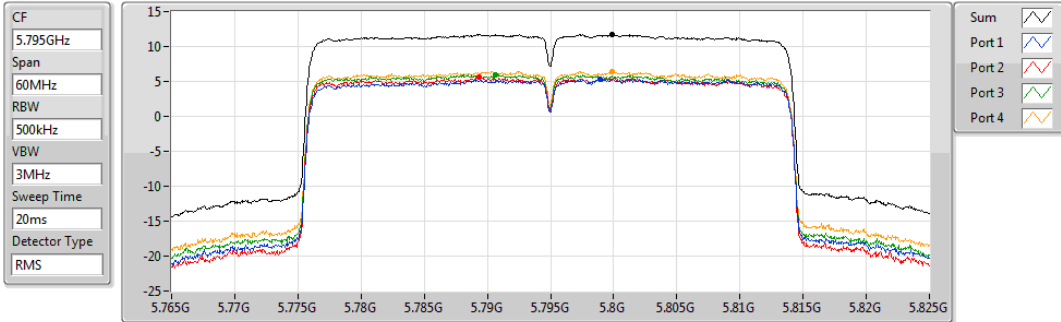
Sum	PD	Port 1	Port 2	Port 3	Port 4
(dBm/RBW)	(dBm/RBW)	(dBm/RBW)	(dBm/RBW)	(dBm/RBW)	(dBm/RBW)
11.59	11.59	5.02	5.35	5.89	6.17

802.11ax HEW40_Nss1,(MCS0)_4TX

PSD

5795MHz

30/06/2020



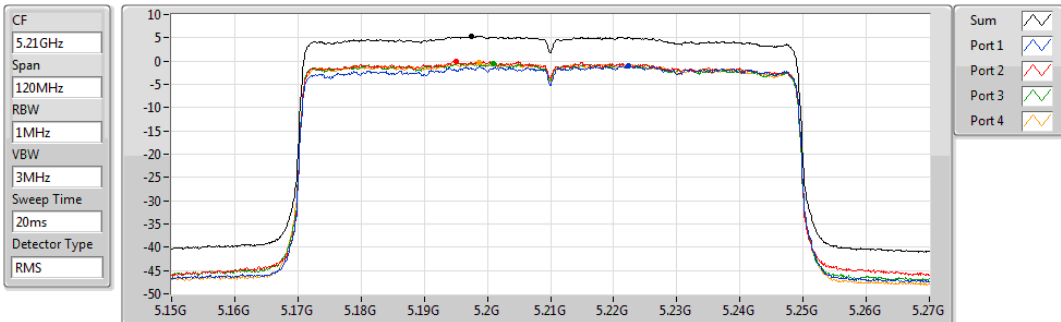
Sum	PD	Port 1	Port 2	Port 3	Port 4
(dBm/RBW)	(dBm/RBW)	(dBm/RBW)	(dBm/RBW)	(dBm/RBW)	(dBm/RBW)
11.76	11.76	5.34	5.60	5.91	6.47

802.11ax HEW80_Nss1,(MCS0)_4TX

PSD

5210MHz

11/07/2020



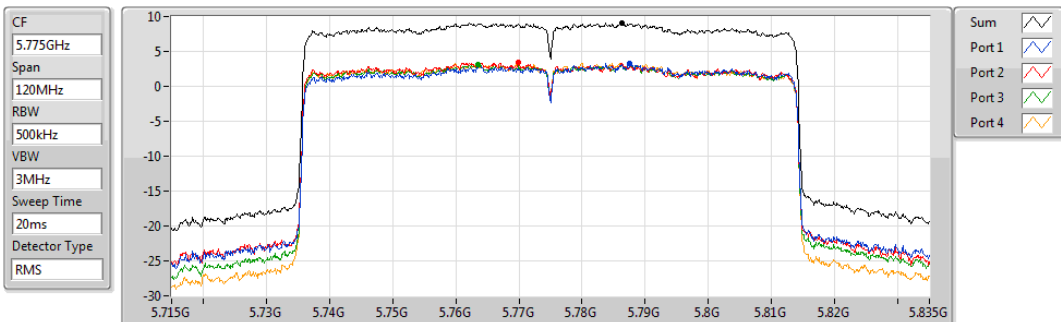
Sum	PD	Port 1	Port 2	Port 3	Port 4
(dBm/RBW)	(dBm/RBW)	(dBm/RBW)	(dBm/RBW)	(dBm/RBW)	(dBm/RBW)
5.31	5.31	-0.96	-0.07	-0.48	-0.25

802.11ax HEW80_Nss1,(MCS0)_4TX

PSD

5775MHz

11/07/2020



Sum	PD	Port 1	Port 2	Port 3	Port 4
(dBm/RBW)	(dBm/RBW)	(dBm/RBW)	(dBm/RBW)	(dBm/RBW)	(dBm/RBW)
9.12	9.12	3.25	3.43	3.19	3.36



RSE below 1GHz Result

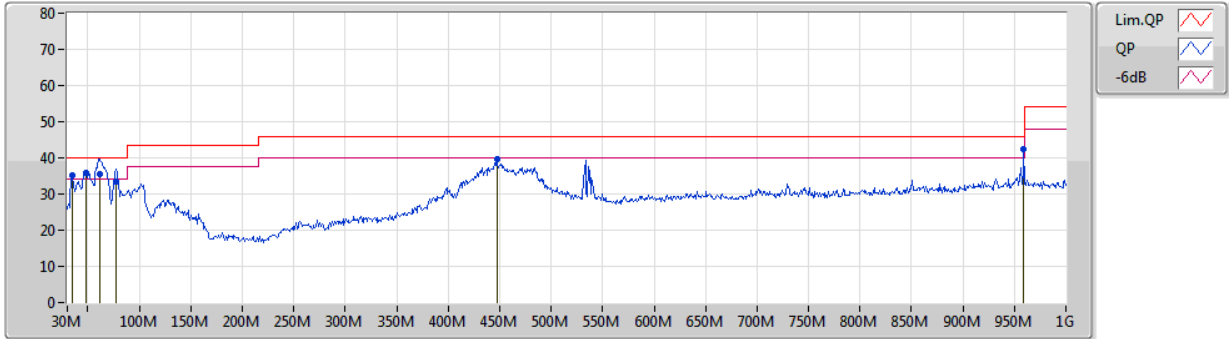
Appendix E.1

Summary

Mode	Result	Type	Freq (Hz)	Level (dBuV/m)	Limit (dBuV/m)	Margin (dB)	Condition
Mode 2	Pass	PK	959.26M	42.30	46.00	-3.70	Vertical

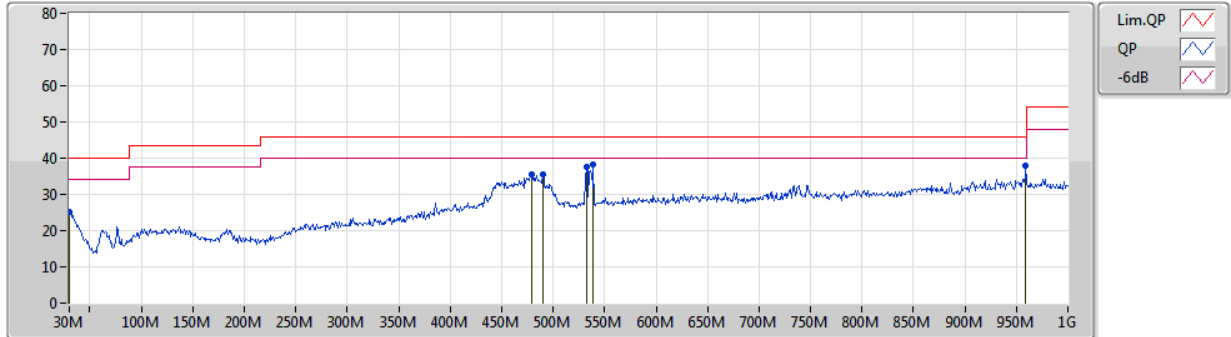
Test Mode: Mode 2

01/07/2020



Type	Freq (Hz)	Level (dBuV/m)	Limit (dBuV/m)	Margin (dB)	Factor (dB)	Dist (m)	Condition	Azimuth (°)	Height (m)	Comment	Raw (dBuV/m)	AF (dB/m)	CL (dB)	PA (dB)
PK	34.85M	35.23	40.00	-4.77	-10.33	3	Vertical	179	2.00	-	45.56	21.48	0.70	32.51
PK	48.43M	35.91	40.00	-4.09	-17.70	3	Vertical	140	2.00	-	53.61	14.16	0.87	32.73
QP	61.04M	35.39	40.00	-4.61	-19.26	3	Vertical	289	2.00	-	54.65	12.39	0.90	32.55
QP	77.53M	33.58	40.00	-6.42	-19.27	3	Vertical	288	2.00	-	52.85	12.36	1.00	32.63
PK	447.1M	39.68	46.00	-6.32	-7.02	3	Vertical	22	1.50	-	46.70	22.77	2.49	32.28
PK	959.26M	42.30	46.00	-3.70	-0.54	3	Vertical	314	1.00	"Worst"	42.84	27.02	3.80	31.36

01/07/2020



Type	Freq (Hz)	Level (dBuV/m)	Limit (dBuV/m)	Margin (dB)	Factor (dB)	Dist (m)	Condition	Azimuth (°)	Height (m)	Comment	Raw (dBuV/m)	AF (dB/m)	CL (dB)	PA (dB)
PK	30M	25.04	40.00	-14.96	-7.63	3	Horizontal	163	1.00	-	32.67	24.10	0.70	32.43
PK	479.11M	35.50	46.00	-10.50	-6.48	3	Horizontal	303	2.00	-	41.98	23.28	2.56	32.32
PK	489.78M	35.45	46.00	-10.55	-6.40	3	Horizontal	269	2.00	-	41.85	23.36	2.58	32.34
PK	532.46M	37.71	46.00	-8.29	-5.70	3	Horizontal	98	1.00	-	43.41	24.11	2.66	32.47
PK	539.25M	38.21	46.00	-7.79	-5.15	3	Horizontal	105	1.00	"Worst"	43.36	24.66	2.68	32.49
PK	959.26M	37.93	46.00	-8.07	-0.54	3	Horizontal	88	1.00	-	38.47	27.02	3.80	31.36



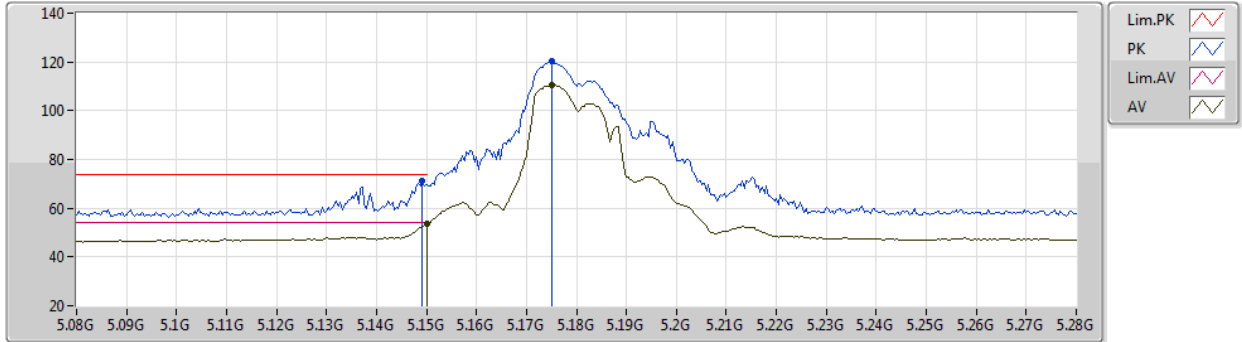
Summary

Mode	Result	Type	Freq (Hz)	Level (dBuV/m)	Limit (dBuV/m)	Margin (dB)	Dist (m)	Condition	Azimuth (°)	Height (m)	Comments
5.725-5.85GHz	-	-	-	-	-	-	-	-	-	-	-
802.11a_Nss1,(6Mbps)_4TX	Pass	AV	11.4914G	53.98	54.00	-0.02	3	Horizontal	298	1.66	-

802.11a_Nss1,(6Mbps)_4TX

11/07/2020

5180MHz_TX



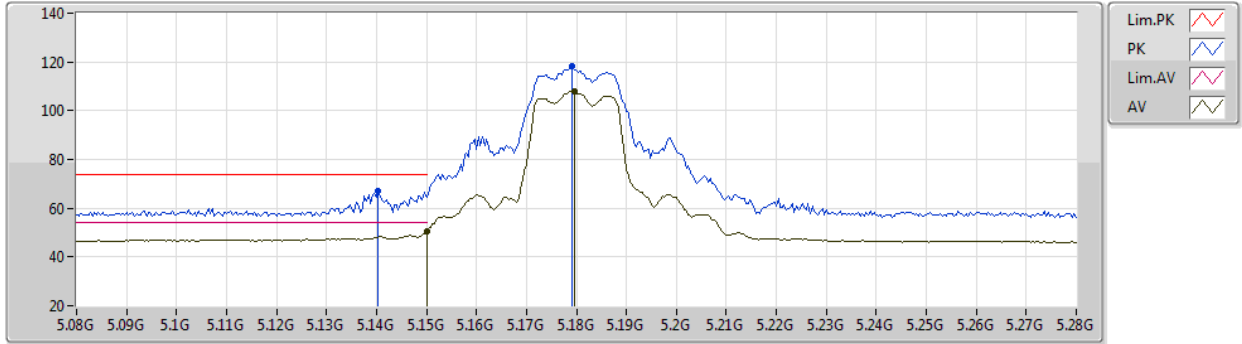
EUT Y_4TX
Setting 90
04-E-S-5

Type	Freq (Hz)	Level (dBuV/m)	Limit (dBuV/m)	Margin (dB)	Raw (dBuV)	Dist (m)	Condition	Azimuth (°)	Height (m)	Comment	AF (dB)	CL (dB)	PA (dB)
PK	5.1492G	71.18	74.00	-2.82	66.40	3	Vertical	34	1.86	-	33.05	5.10	33.37
AV	5.15G	53.79	54.00	-0.21	49.00	3	Vertical	34	1.86	-	33.05	5.11	33.37
PK	5.1752G	120.52	Inf	-Inf	115.70	3	Vertical	34	1.86	-	33.08	5.12	33.38
AV	5.1752G	110.53	Inf	-Inf	105.71	3	Vertical	34	1.86	-	33.08	5.12	33.38

802.11a_Nss1,(6Mbps)_4TX

11/07/2020

5180MHz_TX



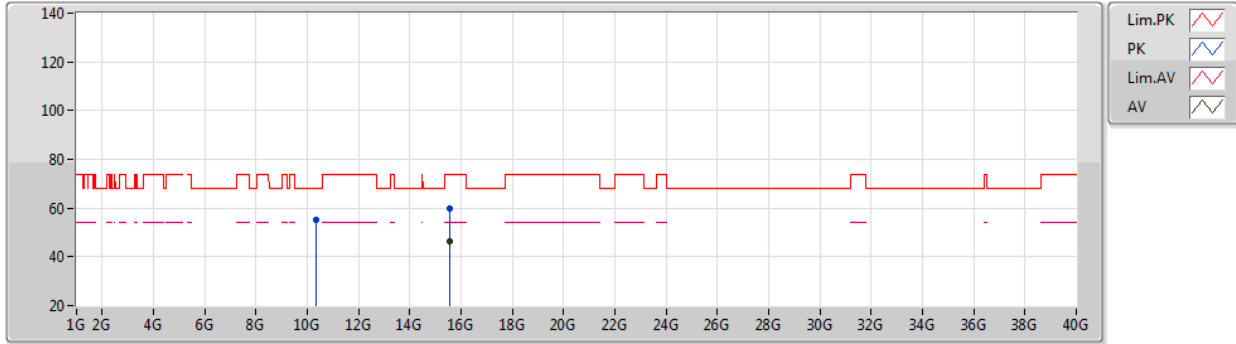
EUT Y_4TX
Setting 90
04-E-S-5

Type	Freq (Hz)	Level (dBuV/m)	Limit (dBuV/m)	Margin (dB)	Raw (dBuV)	Dist (m)	Condition	Azimuth (°)	Height (m)	Comment	AF (dB)	CL (dB)	PA (dB)
PK	5.1404G	67.20	74.00	-6.80	62.43	3	Horizontal	75	1.92	-	33.04	5.10	33.37
AV	5.15G	50.28	54.00	-3.72	45.49	3	Horizontal	75	1.92	-	33.05	5.11	33.37
PK	5.1792G	118.11	Inf	-Inf	113.29	3	Horizontal	75	1.92	-	33.08	5.12	33.38
AV	5.1796G	107.95	Inf	-Inf	103.13	3	Horizontal	75	1.92	-	33.08	5.12	33.38

802.11a_Nss1,(6Mbps)_4TX

11/07/2020

5180MHz_TX



EUT Y_4TX
Setting 90
02-C-K-3

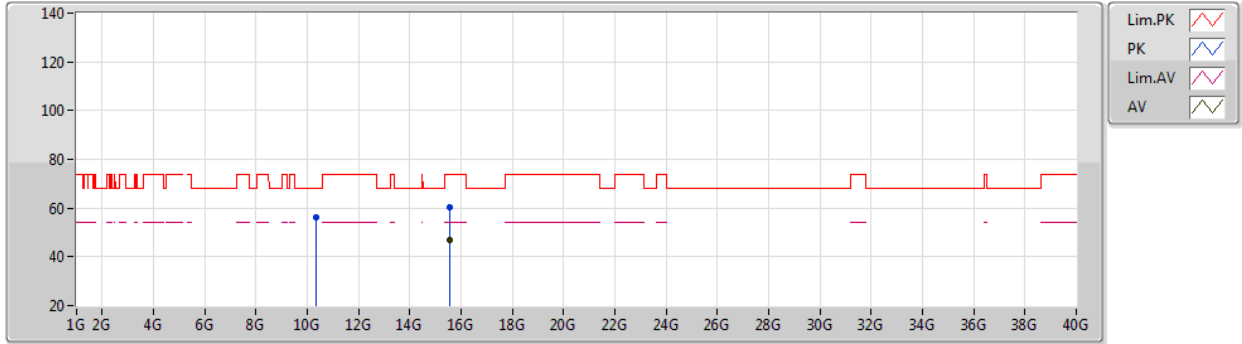
Type	Freq (Hz)	Level (dBuV/m)	Limit (dBuV/m)	Margin (dB)	Raw (dBuV)	Dist (m)	Condition	Azimuth (°)	Height (m)	Comment	AF (dB)	CL (dB)	PA (dB)
PK	10.364G	55.29	68.20	-12.91	39.39	3	Vertical	138	2.53	-	38.88	8.51	31.49
PK	15.54564G	59.62	74.00	-14.38	43.63	3	Vertical	247	1.88	-	38.72	9.25	31.98
AV	15.541G	46.48	54.00	-7.52	30.48	3	Vertical	247	1.88	-	38.73	9.25	31.98



802.11a_Nss1,(6Mbps)_4TX

11/07/2020

5180MHz_TX



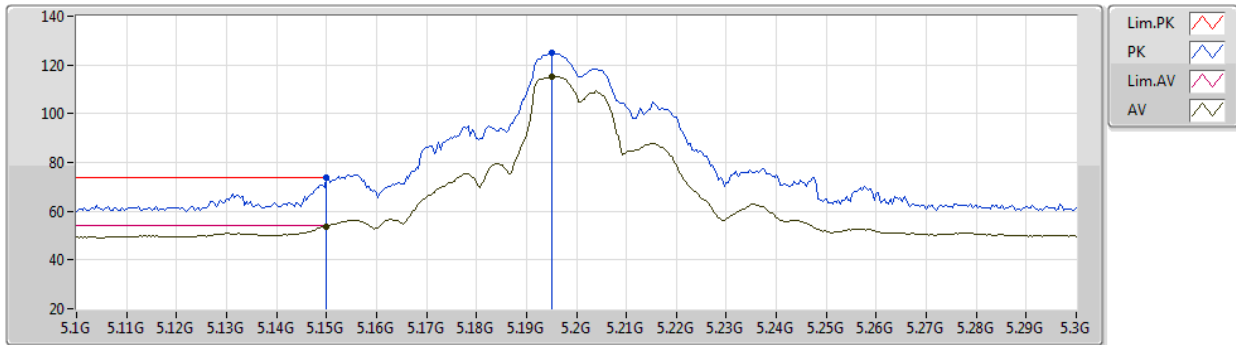
EUT Y_4TX
Setting 90
02-C-K-3

Type	Freq (Hz)	Level (dBuV/m)	Limit (dBuV/m)	Margin (dB)	Raw (dBuV)	Dist (m)	Condition	Azimuth (°)	Height (m)	Comment	AF (dB)	CL (dB)	PA (dB)
PK	10.364G	56.13	68.20	-12.07	40.23	3	Horizontal	138	2.53	-	38.88	8.51	31.49
PK	15.54564G	60.17	74.00	-13.83	44.18	3	Horizontal	247	1.88	-	38.72	9.25	31.98
AV	15.541G	46.77	54.00	-7.23	30.77	3	Horizontal	247	1.88	-	38.73	9.25	31.98

802.11a_Nss1,(6Mbps)_4TX

26/06/2020

5200MHz_TX



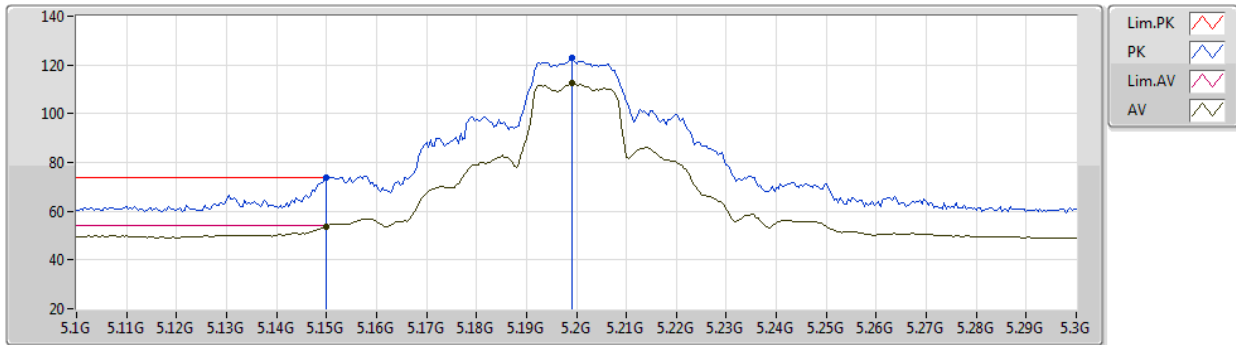
EUT Y_4TX
Setting 102
02-C-K-3-10

Type	Freq (Hz)	Level (dBuV/m)	Limit (dBuV/m)	Margin (dB)	Raw (dBuV)	Dist (m)	Condition	Azimuth (°)	Height (m)	Comment	AF (dB)	CL (dB)	PA (dB)
PK	5.15G	73.57	74.00	-0.43	64.53	3	Vertical	24	1.93	-	33.45	5.97	30.38
AV	5.15G	53.78	54.00	-0.22	44.74	3	Vertical	24	1.93	-	33.45	5.97	30.38
PK	5.1952G	125.24	Inf	-Inf	116.14	3	Vertical	24	1.93	-	33.50	6.00	30.40
AV	5.1952G	115.37	Inf	-Inf	106.27	3	Vertical	24	1.93	-	33.50	6.00	30.40

802.11a_Nss1,(6Mbps)_4TX

26/06/2020

5200MHz_TX



EUT Y_4TX
Setting 102
02-C-K-3-10

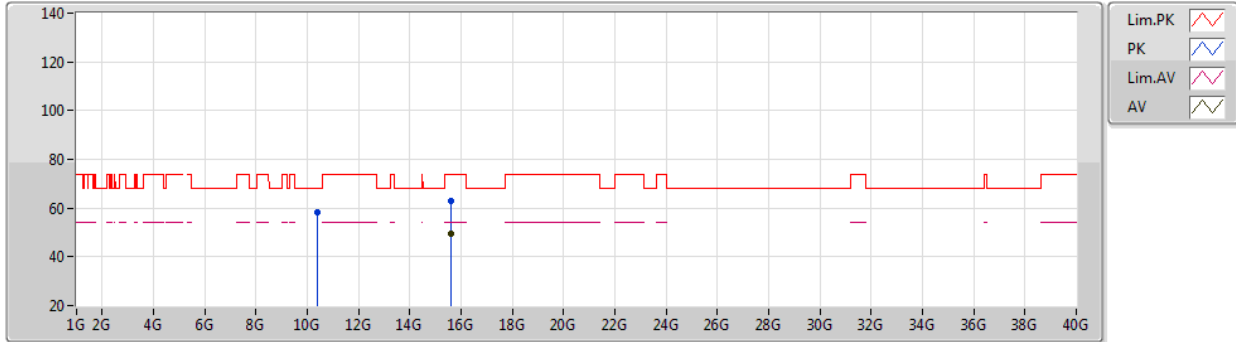
Type	Freq (Hz)	Level (dBuV/m)	Limit (dBuV/m)	Margin (dB)	Raw (dBuV)	Dist (m)	Condition	Azimuth (°)	Height (m)	Comment	AF (dB)	CL (dB)	PA (dB)
PK	5.15G	73.90	74.00	-0.10	64.86	3	Horizontal	67	1.55	-	33.45	5.97	30.38
AV	5.15G	53.69	54.00	-0.31	44.65	3	Horizontal	67	1.55	-	33.45	5.97	30.38
PK	5.1992G	122.70	Inf	-Inf	113.60	3	Horizontal	67	1.55	-	33.50	6.00	30.40
AV	5.1992G	112.42	Inf	-Inf	103.32	3	Horizontal	67	1.55	-	33.50	6.00	30.40



802.11a_Nss1,(6Mbps)_4TX

26/06/2020

5200MHz_TX



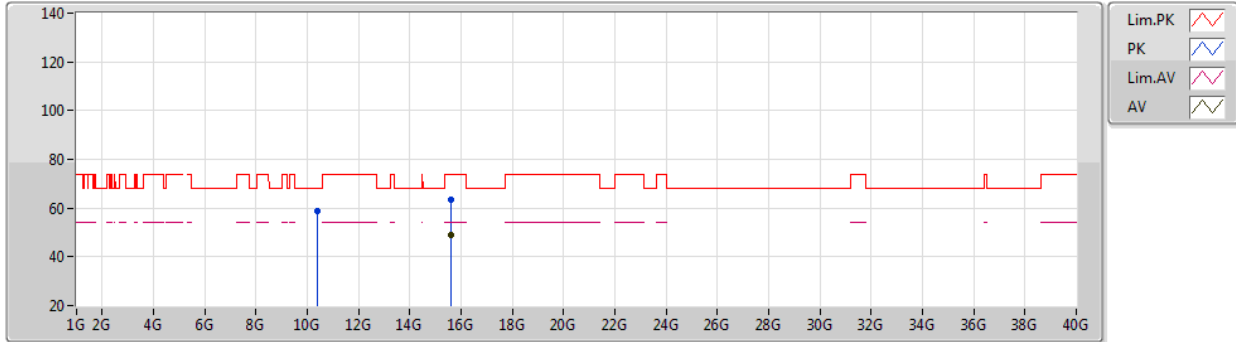
EUT Y_4TX
Setting 102
02-C-L-2

Type	Freq (Hz)	Level (dBuV/m)	Limit (dBuV/m)	Margin (dB)	Raw (dBuV)	Dist (m)	Condition	Azimuth (°)	Height (m)	Comment	AF (dB)	CL (dB)	PA (dB)
PK	10.39868G	58.50	68.20	-9.70	42.61	3	Vertical	239	2.02	-	38.86	8.52	31.49
PK	15.59664G	63.18	74.00	-10.82	47.33	3	Vertical	237	1.89	-	38.57	9.27	31.99
AV	15.59694G	49.50	54.00	-4.50	33.65	3	Vertical	237	1.89	-	38.57	9.27	31.99

802.11a_Nss1,(6Mbps)_4TX

26/06/2020

5200MHz_TX



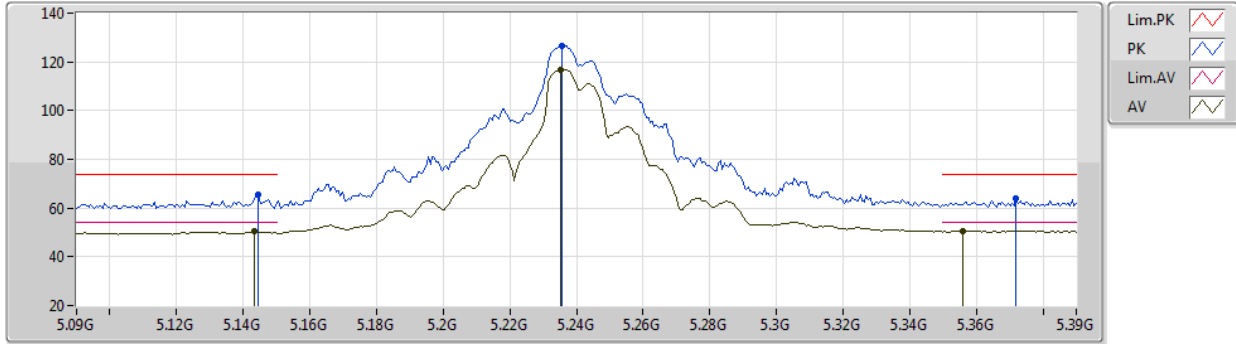
EUT Y_4TX
Setting 102
02-C-L-2

Type	Freq (Hz)	Level (dBuV/m)	Limit (dBuV/m)	Margin (dB)	Raw (dBuV)	Dist (m)	Condition	Azimuth (°)	Height (m)	Comment	AF (dB)	CL (dB)	PA (dB)
PK	10.40084G	58.98	68.20	-9.22	43.09	3	Horizontal	279	1.33	-	38.86	8.52	31.49
PK	15.60582G	63.33	74.00	-10.67	47.51	3	Horizontal	299	1.18	-	38.54	9.27	31.99
AV	15.60576G	49.15	54.00	-4.85	33.33	3	Horizontal	299	1.18	-	38.54	9.27	31.99

802.11a_Nss1,(6Mbps)_4TX

26/06/2020

5240MHz_TX



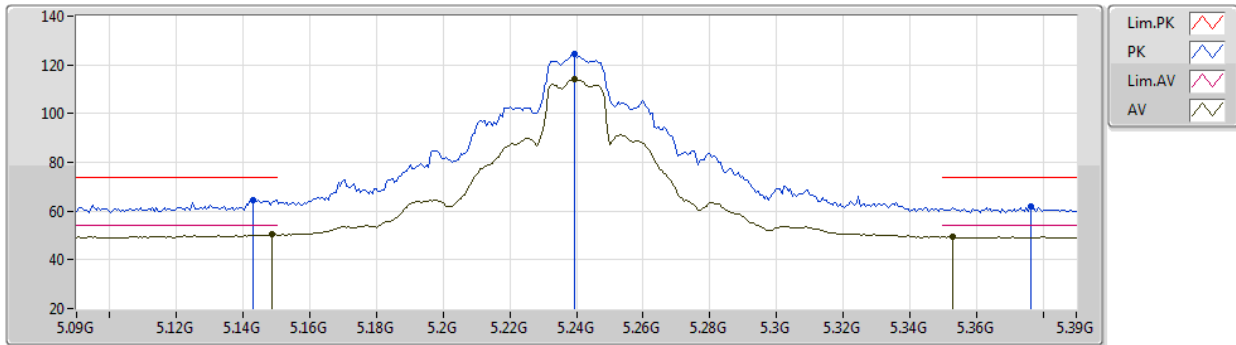
EUT Y_4TX
Setting 111
02-C-L-2-10

Type	Freq (Hz)	Level (dBuV/m)	Limit (dBuV/m)	Margin (dB)	Raw (dBuV)	Dist (m)	Condition	Azimuth (°)	Height (m)	Comment	AF (dB)	CL (dB)	PA (dB)
PK	5.1446G	65.35	74.00	-8.65	56.32	3	Vertical	26	1.80	-	33.44	5.97	30.38
AV	5.1434G	50.30	54.00	-3.70	41.27	3	Vertical	26	1.80	-	33.44	5.97	30.38
PK	5.2358G	126.81	Inf	-Inf	117.63	3	Vertical	26	1.80	-	33.57	6.02	30.41
AV	5.2352G	116.97	Inf	-Inf	107.79	3	Vertical	26	1.80	-	33.57	6.02	30.41
PK	5.372G	63.92	74.00	-10.08	54.52	3	Vertical	26	1.80	-	33.77	6.09	30.46
AV	5.3558G	50.74	54.00	-3.26	41.36	3	Vertical	26	1.80	-	33.76	6.08	30.46

802.11a_Nss1,(6Mbps)_4TX

26/06/2020

5240MHz_TX



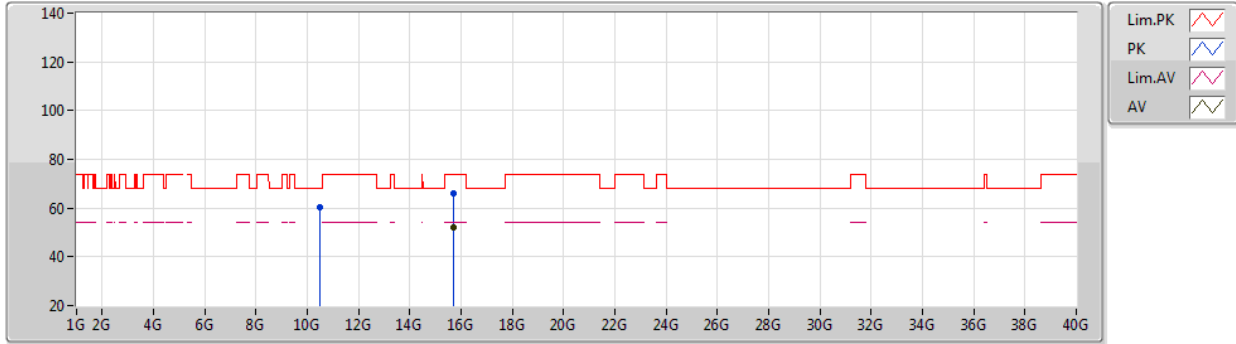
EUT Y_4TX
Setting 111
02-C-L-2-10

Type	Freq (Hz)	Level (dBuV/m)	Limit (dBuV/m)	Margin (dB)	Raw (dBuV)	Dist (m)	Condition	Azimuth (°)	Height (m)	Comment	AF (dB)	CL (dB)	PA (dB)
PK	5.1428G	64.70	74.00	-9.30	55.67	3	Horizontal	67	1.59	-	33.44	5.97	30.38
AV	5.1488G	50.39	54.00	-3.61	41.35	3	Horizontal	67	1.59	-	33.45	5.97	30.38
PK	5.2394G	124.41	Inf	-Inf	115.23	3	Horizontal	67	1.59	-	33.58	6.02	30.42
AV	5.2394G	114.26	Inf	-Inf	105.08	3	Horizontal	67	1.59	-	33.58	6.02	30.42
PK	5.3762G	61.80	74.00	-12.20	52.39	3	Horizontal	67	1.59	-	33.78	6.09	30.46
AV	5.3528G	49.49	54.00	-4.51	40.12	3	Horizontal	67	1.59	-	33.75	6.08	30.46

802.11a_Nss1,(6Mbps)_4TX

26/06/2020

5240MHz_TX



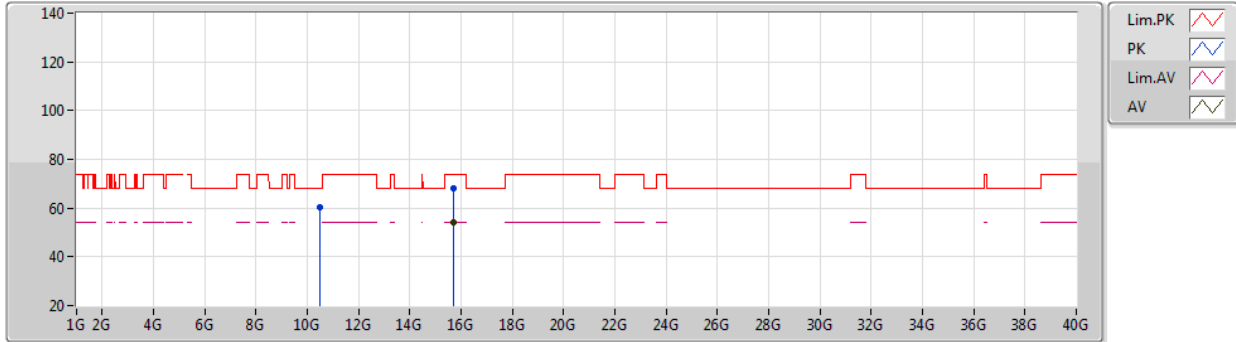
EUT Y_4TX
Setting 111
02-C-L-2

Type	Freq (Hz)	Level (dBuV/m)	Limit (dBuV/m)	Margin (dB)	Raw (dBuV)	Dist (m)	Condition	Azimuth (°)	Height (m)	Comment	AF (dB)	CL (dB)	PA (dB)
PK	10.47754G	60.10	68.20	-8.10	44.23	3	Vertical	237	1.93	-	38.81	8.55	31.49
PK	15.71958G	65.93	74.00	-8.07	50.43	3	Vertical	239	1.78	-	38.21	9.31	32.02
AV	15.71826G	52.29	54.00	-1.71	36.78	3	Vertical	239	1.78	-	38.22	9.31	32.02

802.11a_Nss1,(6Mbps)_4TX

26/06/2020

5240MHz_TX



EUT Y_4TX
Setting 111
02-C-L-2

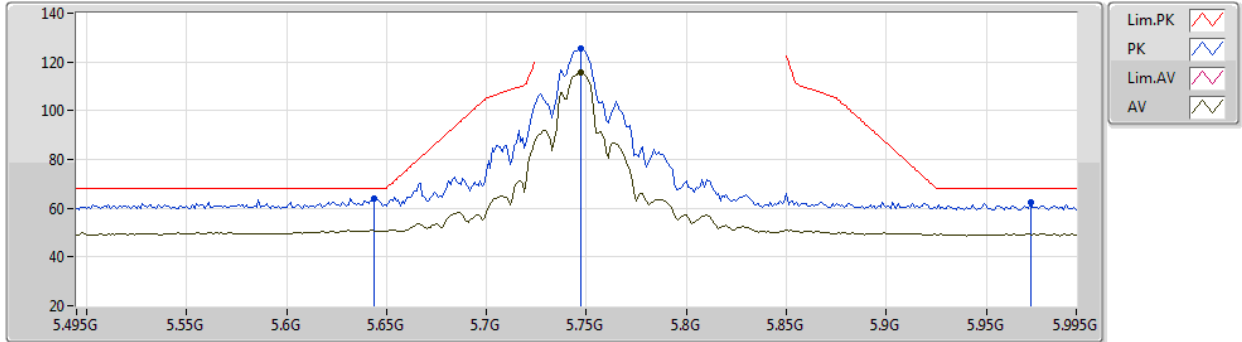
Type	Freq (Hz)	Level (dBuV/m)	Limit (dBuV/m)	Margin (dB)	Raw (dBuV)	Dist (m)	Condition	Azimuth (°)	Height (m)	Comment	AF (dB)	CL (dB)	PA (dB)
PK	10.48102G	60.41	68.20	-7.79	44.54	3	Horizontal	296	1.80	-	38.81	8.55	31.49
PK	15.72762G	67.90	74.00	-6.10	52.42	3	Horizontal	190	1.54	-	38.19	9.31	32.02
AV	15.72642G	53.89	54.00	-0.11	38.41	3	Horizontal	190	1.54	-	38.19	9.31	32.02



802.11a_Nss1,(6Mbps)_4TX

29/06/2020

5745MHz_TX



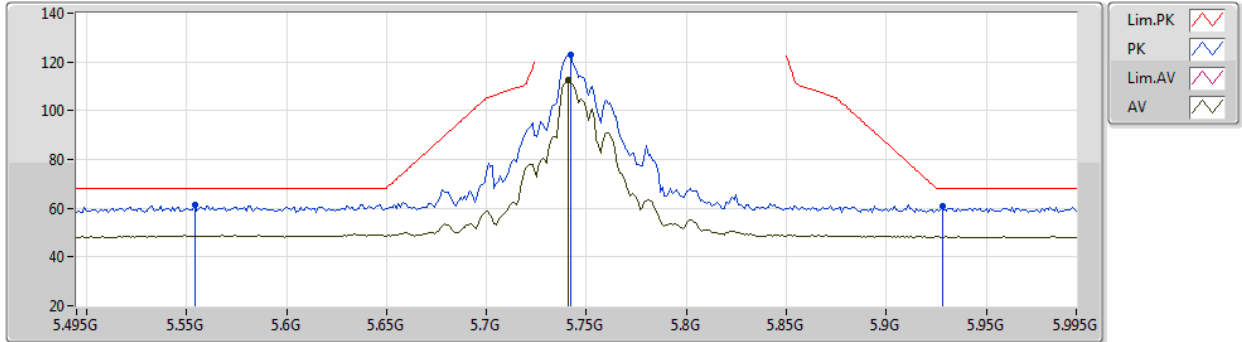
EUT Y_4TX
Setting 117
02-C-K-3-10

Type	Freq (Hz)	Level (dBuV/m)	Limit (dBuV/m)	Margin (dB)	Raw (dBuV)	Dist (m)	Condition	Azimuth (°)	Height (m)	Comment	AF (dB)	CL (dB)	PA (dB)
PK	5.644G	63.88	68.20	-4.32	54.24	3	Vertical	354	1.73	-	33.86	6.32	30.54
PK	5.747G	125.26	Inf	-Inf	115.66	3	Vertical	354	1.73	-	33.80	6.37	30.57
AV	5.747G	115.85	Inf	-Inf	106.25	3	Vertical	354	1.73	-	33.80	6.37	30.57
PK	5.972G	62.64	68.20	-5.56	52.78	3	Vertical	354	1.73	-	34.17	6.31	30.62

802.11a_Nss1,(6Mbps)_4TX

29/06/2020

5745MHz_TX



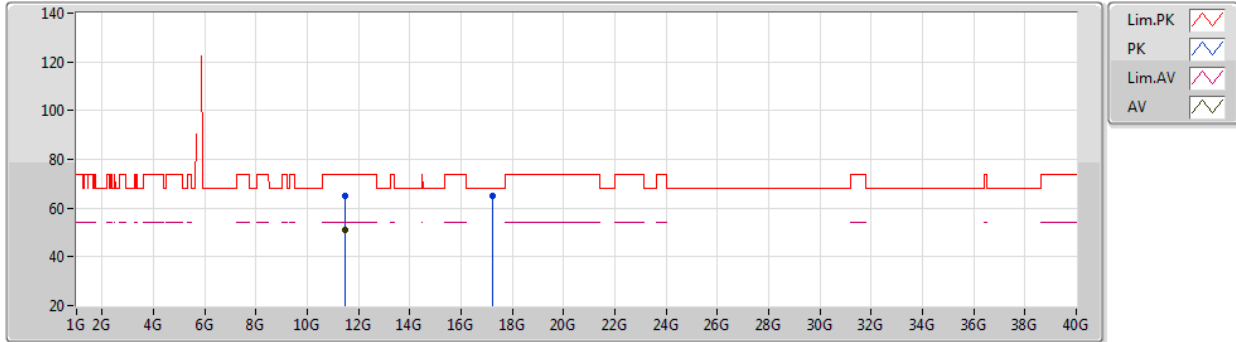
EUT Y_4TX
Setting 117
02-C-K-3-10

Type	Freq (Hz)	Level (dBuV/m)	Limit (dBuV/m)	Margin (dB)	Raw (dBuV)	Dist (m)	Condition	Azimuth (°)	Height (m)	Comment	AF (dB)	CL (dB)	PA (dB)
PK	5.554G	61.25	68.20	-6.95	51.61	3	Horizontal	235	1.80	-	33.90	6.26	30.52
PK	5.742G	122.78	Inf	-Inf	113.18	3	Horizontal	235	1.80	-	33.80	6.37	30.57
AV	5.741G	112.60	Inf	-Inf	103.00	3	Horizontal	235	1.80	-	33.80	6.37	30.57
PK	5.928G	60.83	68.20	-7.37	50.98	3	Horizontal	235	1.80	-	34.13	6.34	30.62

802.11a_Nss1,(6Mbps)_4TX

29/06/2020

5745MHz_TX



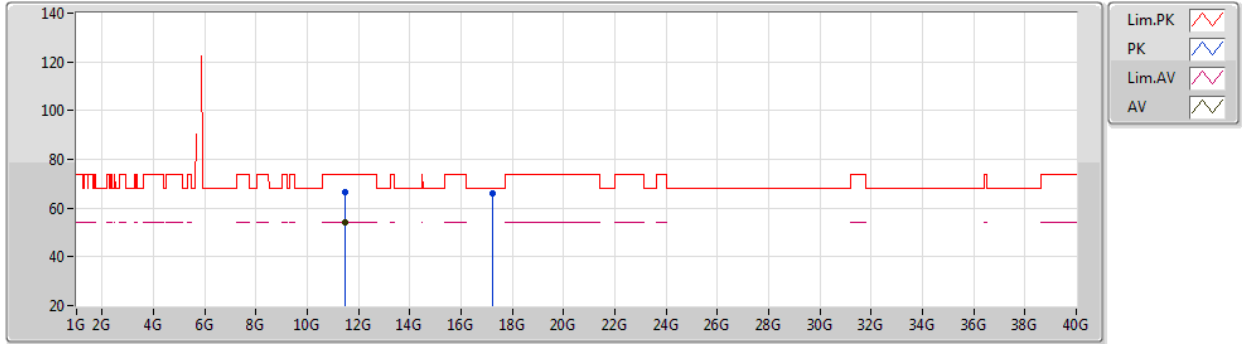
EUT Y_4TX
Setting 117
02-C-K-3

Type	Freq (Hz)	Level (dBuV/m)	Limit (dBuV/m)	Margin (dB)	Raw (dBuV)	Dist (m)	Condition	Azimuth (°)	Height (m)	Comment	AF (dB)	CL (dB)	PA (dB)
PK	11.4874G	64.90	74.00	-9.10	48.76	3	Vertical	222	1.69	-	38.89	8.85	31.60
AV	11.4889G	51.18	54.00	-2.82	35.04	3	Vertical	222	1.69	-	38.89	8.85	31.60
PK	17.2381G	64.76	68.20	-3.44	43.93	3	Vertical	266	1.50	-	42.49	10.15	31.81

802.11a_Nss1,(6Mbps)_4TX

29/06/2020

5745MHz_TX



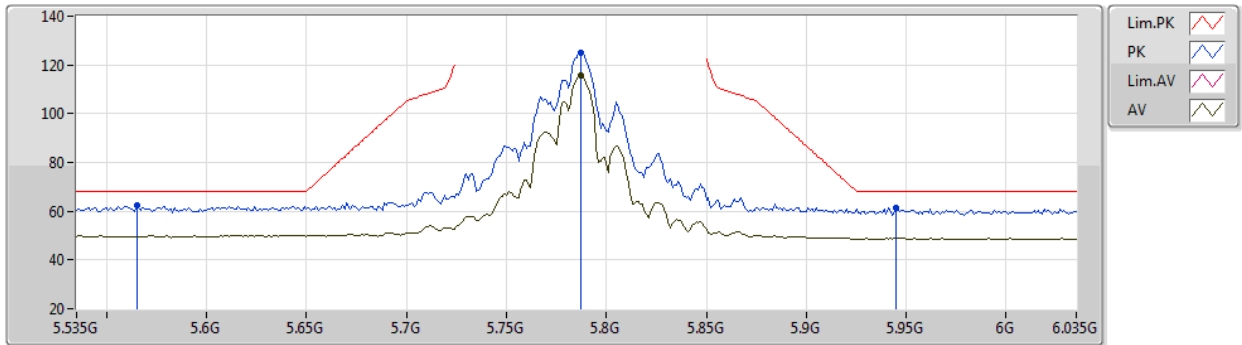
EUT Y_4TX
Setting 117
02-C-K-3

Type	Freq (Hz)	Level (dBuV/m)	Limit (dBuV/m)	Margin (dB)	Raw (dBuV)	Dist (m)	Condition	Azimuth (°)	Height (m)	Comment	AF (dB)	CL (dB)	PA (dB)
PK	11.4914G	66.63	74.00	-7.37	50.49	3	Horizontal	298	1.66	-	38.89	8.85	31.60
AV	11.4914G	53.98	54.00	-0.02	37.84	3	Horizontal	298	1.66	-	38.89	8.85	31.60
PK	17.2381G	66.15	68.20	-2.05	45.32	3	Horizontal	190	1.90	-	42.49	10.15	31.81

802.11a_Nss1,(6Mbps)_4TX

29/06/2020

5785MHz_TX



EUT Y_4TX
Setting 120
02-C-K-3-10

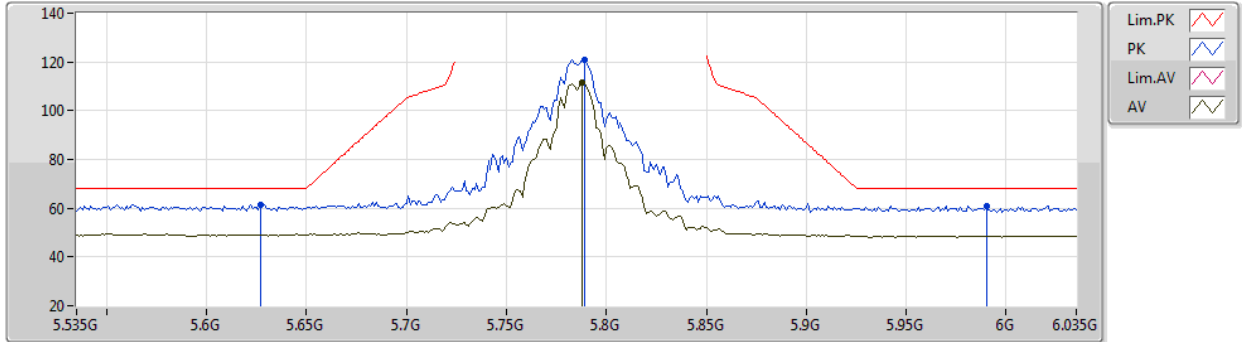
Type	Freq (Hz)	Level (dBuV/m)	Limit (dBuV/m)	Margin (dB)	Raw (dBuV)	Dist (m)	Condition	Azimuth (°)	Height (m)	Comment	AF (dB)	CL (dB)	PA (dB)
PK	5.565G	62.22	68.20	-5.98	52.57	3	Vertical	162	2.80	-	33.90	6.27	30.52
PK	5.787G	125.09	Inf	-Inf	115.48	3	Vertical	162	2.80	-	33.80	6.39	30.58
AV	5.787G	115.65	Inf	-Inf	106.04	3	Vertical	162	2.80	-	33.80	6.39	30.58
PK	5.945G	61.45	68.20	-6.75	51.59	3	Vertical	162	2.80	-	34.15	6.33	30.62



802.11a_Nss1,(6Mbps)_4TX

29/06/2020

5785MHz_TX



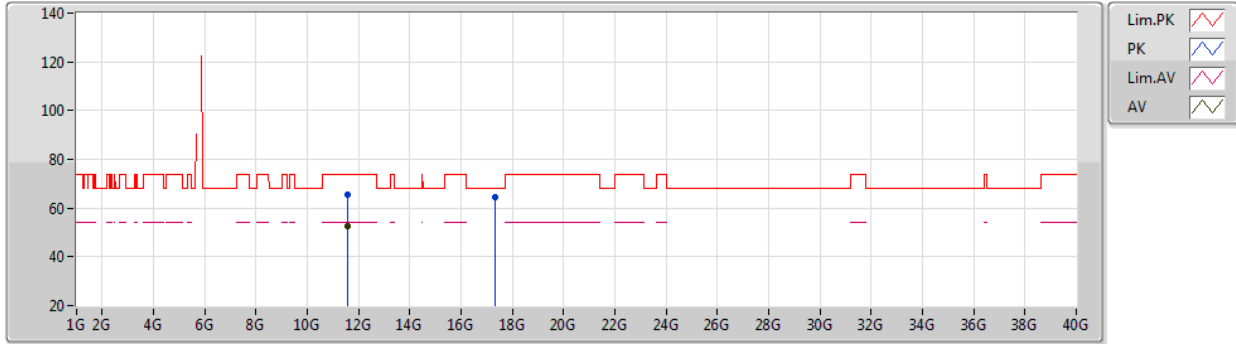
EUT Y_4TX
Setting 120
02-C-K-3-10

Type	Freq (Hz)	Level (dBuV/m)	Limit (dBuV/m)	Margin (dB)	Raw (dBuV)	Dist (m)	Condition	Azimuth (°)	Height (m)	Comment	AF (dB)	CL (dB)	PA (dB)
PK	5.627G	61.57	68.20	-6.63	51.93	3	Horizontal	50	1.41	-	33.87	6.31	30.54
PK	5.789G	120.92	Inf	-Inf	111.31	3	Horizontal	50	1.41	-	33.80	6.39	30.58
AV	5.788G	111.31	Inf	-Inf	101.70	3	Horizontal	50	1.41	-	33.80	6.39	30.58
PK	5.99G	61.12	68.20	-7.08	51.26	3	Horizontal	50	1.41	-	34.19	6.30	30.63

802.11a_Nss1,(6Mbps)_4TX

29/06/2020

5785MHz_TX



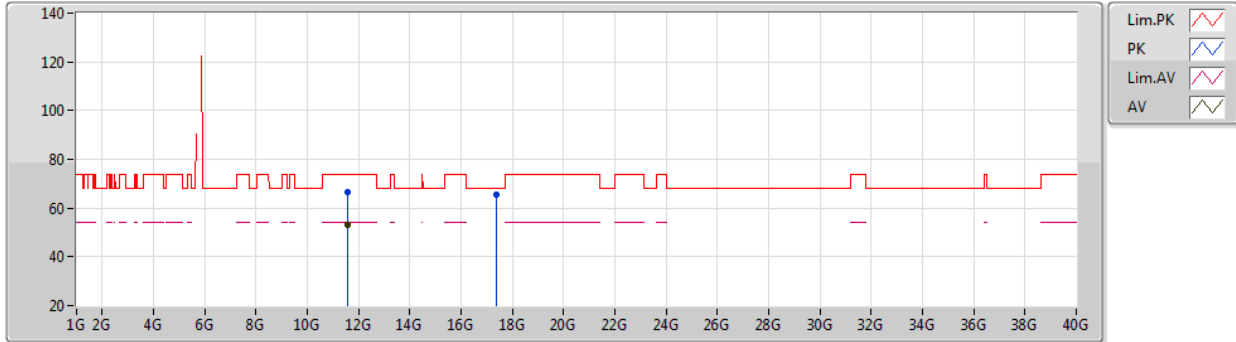
EUT Y_4TX
Setting 120
02-C-K-3

Type	Freq (Hz)	Level (dBuV/m)	Limit (dBuV/m)	Margin (dB)	Raw (dBuV)	Dist (m)	Condition	Azimuth (°)	Height (m)	Comment	AF (dB)	CL (dB)	PA (dB)
PK	11.5711G	65.28	74.00	-8.72	49.07	3	Vertical	278	1.61	-	38.96	8.88	31.63
AV	11.5702G	52.39	54.00	-1.61	36.18	3	Vertical	278	1.61	-	38.96	8.88	31.63
PK	17.3507G	64.24	68.20	-3.96	42.77	3	Vertical	261	1.38	-	43.09	10.22	31.84

802.11a_Nss1,(6Mbps)_4TX

29/06/2020

5785MHz_TX



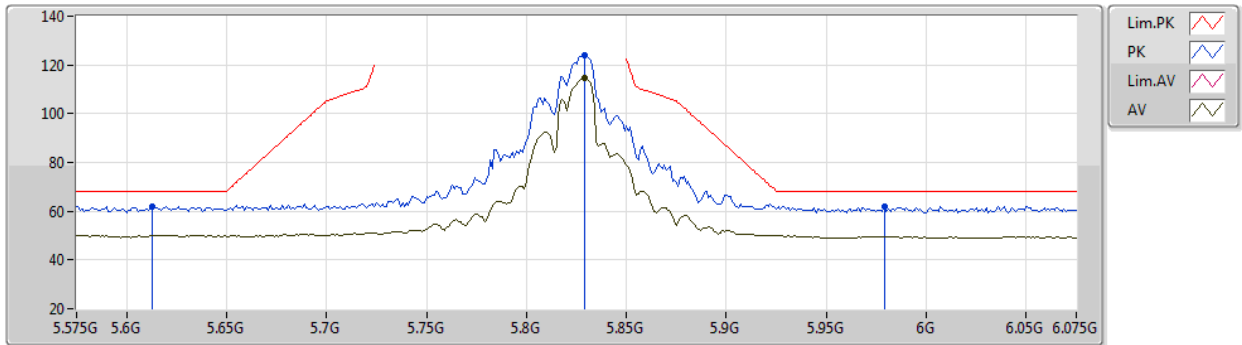
EUT Y_4TX
Setting 120
02-C-K-3

Type	Freq (Hz)	Level (dBuV/m)	Limit (dBuV/m)	Margin (dB)	Raw (dBuV)	Dist (m)	Condition	Azimuth (°)	Height (m)	Comment	AF (dB)	CL (dB)	PA (dB)
PK	11.58G	66.54	74.00	-7.46	50.33	3	Horizontal	294	1.73	-	38.96	8.88	31.63
AV	11.5613G	53.34	54.00	-0.66	37.14	3	Horizontal	294	1.73	-	38.95	8.87	31.62
PK	17.3546G	65.50	68.20	-2.70	44.01	3	Horizontal	199	1.80	-	43.11	10.22	31.84

802.11a_Nss1,(6Mbps)_4TX

29/06/2020

5825MHz_TX



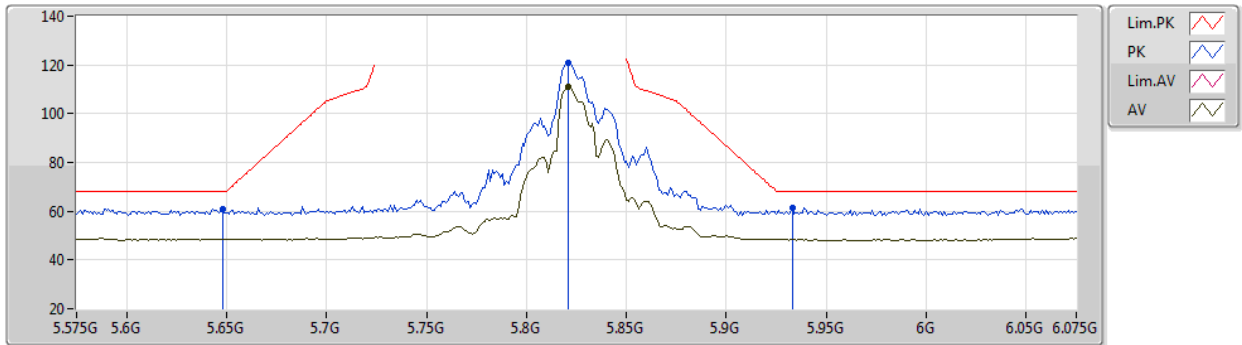
EUT Y_4TX
Setting 120
02-C-K-3-10

Type	Freq (Hz)	Level (dBuV/m)	Limit (dBuV/m)	Margin (dB)	Raw (dBuV)	Dist (m)	Condition	Azimuth (°)	Height (m)	Comment	AF (dB)	CL (dB)	PA (dB)
PK	5.613G	62.02	68.20	-6.18	52.35	3	Vertical	358	1.80	-	33.89	6.31	30.53
PK	5.829G	123.99	Inf	-Inf	114.30	3	Vertical	358	1.80	-	33.89	6.39	30.59
AV	5.829G	114.60	Inf	-Inf	104.91	3	Vertical	358	1.80	-	33.89	6.39	30.59
PK	5.979G	62.15	68.20	-6.05	52.29	3	Vertical	358	1.80	-	34.18	6.31	30.63

802.11a_Nss1,(6Mbps)_4TX

29/06/2020

5825MHz_TX



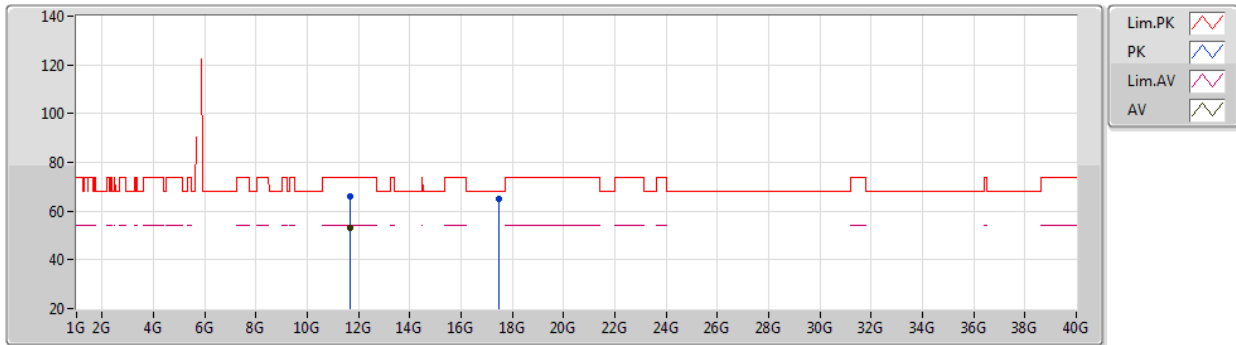
EUT Y_4TX
Setting 120
02-C-K-3-10

Type	Freq (Hz)	Level (dBuV/m)	Limit (dBuV/m)	Margin (dB)	Raw (dBuV)	Dist (m)	Condition	Azimuth (°)	Height (m)	Comment	AF (dB)	CL (dB)	PA (dB)
PK	5.648G	60.94	68.20	-7.26	51.31	3	Horizontal	236	1.92	-	33.85	6.32	30.54
PK	5.821G	120.76	Inf	-Inf	111.10	3	Horizontal	236	1.92	-	33.86	6.39	30.59
AV	5.821G	111.02	Inf	-Inf	101.36	3	Horizontal	236	1.92	-	33.86	6.39	30.59
PK	5.933G	61.53	68.20	-6.67	51.69	3	Horizontal	236	1.92	-	34.13	6.33	30.62

802.11a_Nss1,(6Mbps)_4TX

29/06/2020

5825MHz_TX



EUT Y_4TX
Setting 120
02-C-K-3

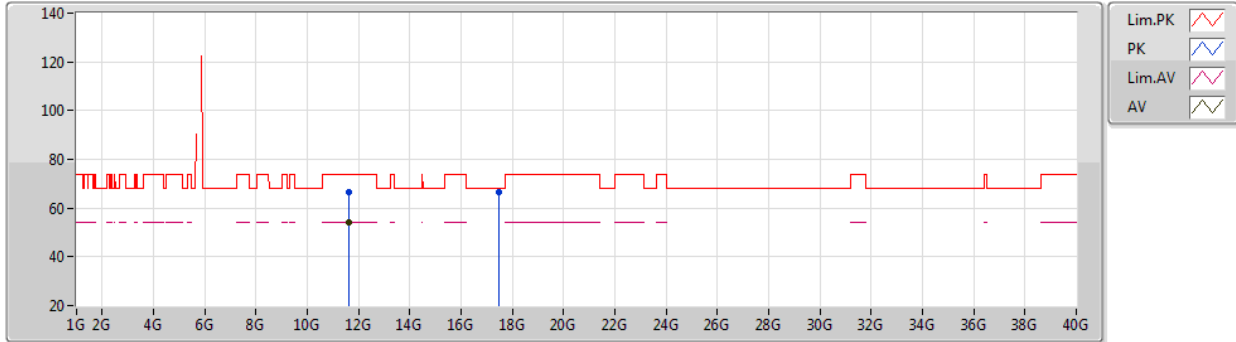
Type	Freq (Hz)	Level (dBuV/m)	Limit (dBuV/m)	Margin (dB)	Raw (dBuV)	Dist (m)	Condition	Azimuth (°)	Height (m)	Comment	AF (dB)	CL (dB)	PA (dB)
PK	11.6511G	66.06	74.00	-7.94	49.79	3	Vertical	260	2.32	-	39.02	8.90	31.65
AV	11.6515G	53.25	54.00	-0.75	36.98	3	Vertical	260	2.32	-	39.02	8.90	31.65
PK	17.4717G	65.04	68.20	-3.16	42.87	3	Vertical	282	2.06	-	43.75	10.29	31.87



802.11a_Nss1,(6Mbps)_4TX

29/06/2020

5825MHz_TX



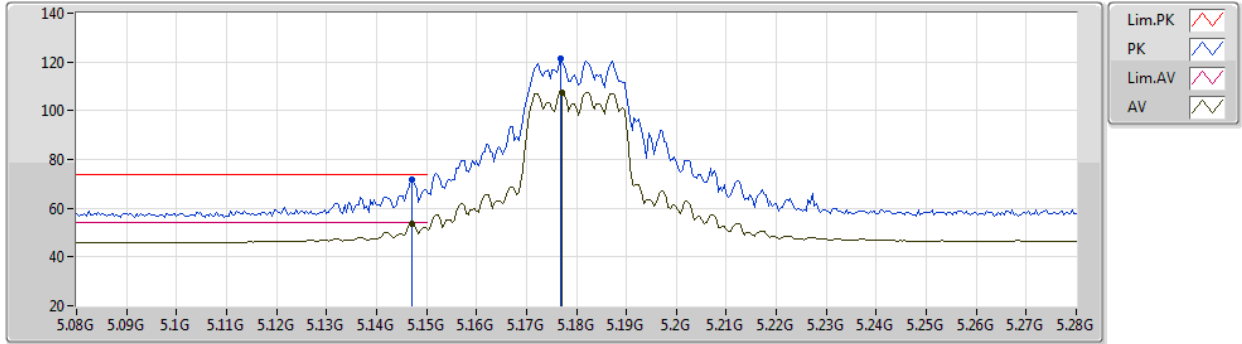
EUT Y_4TX
Setting 120
02-C-K-3

Type	Freq (Hz)	Level (dBuV/m)	Limit (dBuV/m)	Margin (dB)	Raw (dBuV)	Dist (m)	Condition	Azimuth (°)	Height (m)	Comment	AF (dB)	CL (dB)	PA (dB)
PK	11.6414G	66.52	74.00	-7.48	50.26	3	Horizontal	292	1.26	-	39.01	8.90	31.65
AV	11.6415G	53.98	54.00	-0.02	37.72	3	Horizontal	292	1.26	-	39.01	8.90	31.65
PK	17.4791G	66.78	68.20	-1.42	44.57	3	Horizontal	190	1.64	-	43.79	10.29	31.87

802.11ax HEW20_Nss1,(MCS0)_4TX

11/07/2020

5180MHz_TX



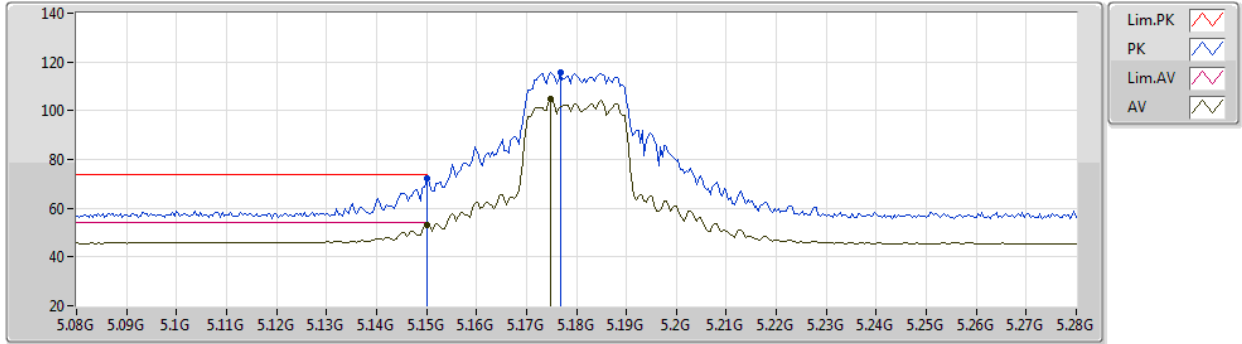
EUT Y_4TX
Setting 86
04-E-S-5

Type	Freq (Hz)	Level (dBuV/m)	Limit (dBuV/m)	Margin (dB)	Raw (dBuV)	Dist (m)	Condition	Azimuth (°)	Height (m)	Comment	AF (dB)	CL (dB)	PA (dB)
PK	5.1472G	71.61	74.00	-2.39	66.83	3	Vertical	25	1.88	-	33.05	5.10	33.37
AV	5.1472G	53.40	54.00	-0.60	48.62	3	Vertical	25	1.88	-	33.05	5.10	33.37
PK	5.1768G	121.54	Inf	-Inf	116.72	3	Vertical	25	1.88	-	33.08	5.12	33.38
AV	5.1772G	107.51	Inf	-Inf	102.69	3	Vertical	25	1.88	-	33.08	5.12	33.38

802.11ax HEW20_Nss1,(MCS0)_4TX

11/07/2020

5180MHz_TX



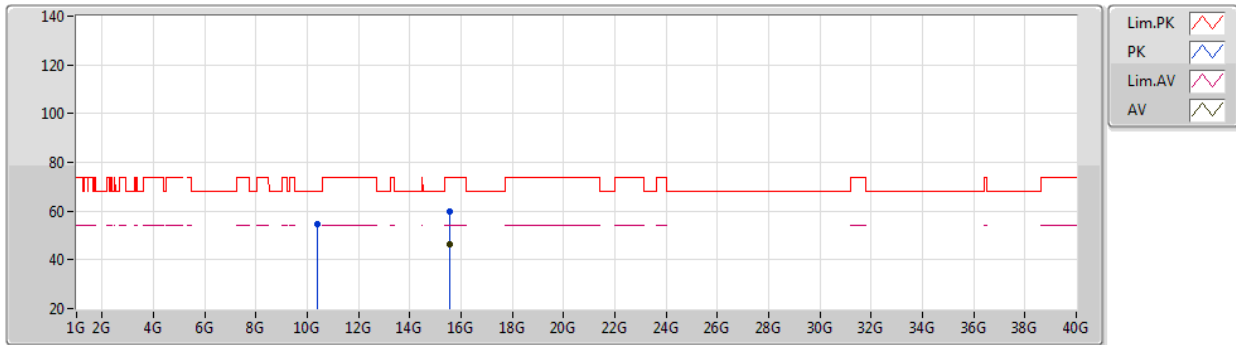
EUT Y_4TX
Setting 86
04-E-S-5

Type	Freq (Hz)	Level (dBuV/m)	Limit (dBuV/m)	Margin (dB)	Raw (dBuV)	Dist (m)	Condition	Azimuth (°)	Height (m)	Comment	AF (dB)	CL (dB)	PA (dB)
PK	5.15G	72.44	74.00	-1.56	67.65	3	Horizontal	69	1.92	-	33.05	5.11	33.37
AV	5.15G	53.29	54.00	-0.71	48.50	3	Horizontal	69	1.92	-	33.05	5.11	33.37
PK	5.1768G	115.61	Inf	-Inf	110.79	3	Horizontal	69	1.92	-	33.08	5.12	33.38
AV	5.1748G	104.57	Inf	-Inf	99.76	3	Horizontal	69	1.92	-	33.07	5.12	33.38

802.11ax HEW20_Nss1,(MCS0)_4TX

11/07/2020

5180MHz_TX



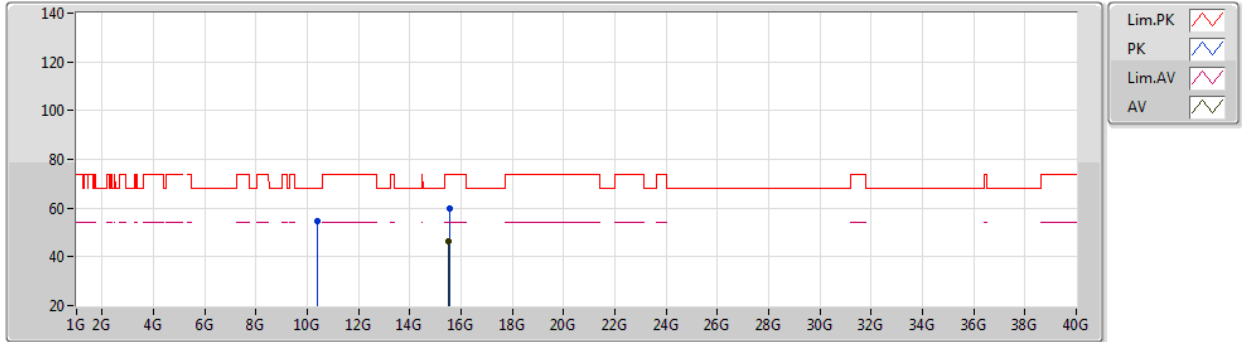
EUT Y_4TX
Setting 86
02-C-K-3

Type	Freq (Hz)	Level (dBuV/m)	Limit (dBuV/m)	Margin (dB)	Raw (dBuV)	Dist (m)	Condition	Azimuth (°)	Height (m)	Comment	AF (dB)	CL (dB)	PA (dB)
PK	10.3749G	54.76	68.20	-13.44	38.85	3	Vertical	249	1.39	-	38.88	8.52	31.49
PK	15.5561G	59.90	74.00	-14.10	43.94	3	Vertical	37	1.22	-	38.69	9.25	31.98
AV	15.551G	46.30	54.00	-7.70	30.33	3	Vertical	37	1.22	-	38.70	9.25	31.98

802.11ax HEW20_Nss1,(MCS0)_4TX

11/07/2020

5180MHz_TX



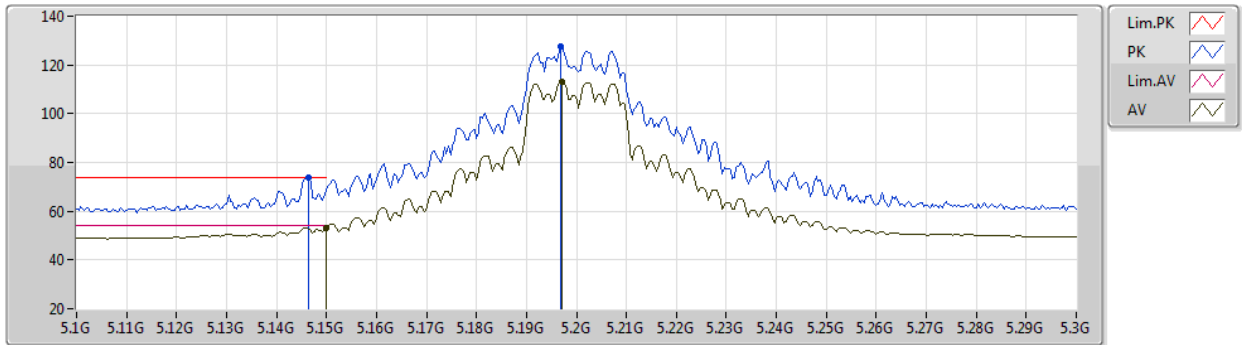
EUT Y_4TX
Setting 86
02-C-K-3

Type	Freq (Hz)	Level (dBuV/m)	Limit (dBuV/m)	Margin (dB)	Raw (dBuV)	Dist (m)	Condition	Azimuth (°)	Height (m)	Comment	AF (dB)	CL (dB)	PA (dB)
PK	10.3829G	54.51	68.20	-13.69	38.61	3	Horizontal	249	1.39	-	38.87	8.52	31.49
PK	15.5362G	59.81	74.00	-14.19	43.79	3	Horizontal	37	1.22	-	38.75	9.25	31.98
AV	15.532G	46.26	54.00	-7.74	30.23	3	Horizontal	37	1.22	-	38.76	9.25	31.98

802.11ax HEW20_Nss1,(MCS0)_4TX

29/06/2020

5200MHz_TX



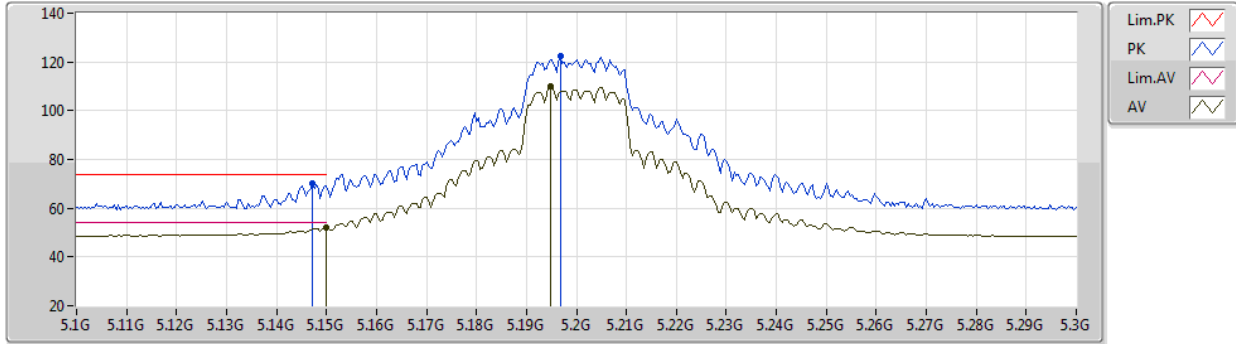
EUT Y_4TX
Setting 98
02-C-K-3-10

Type	Freq (Hz)	Level (dBuV/m)	Limit (dBuV/m)	Margin (dB)	Raw (dBuV)	Dist (m)	Condition	Azimuth (°)	Height (m)	Comment	AF (dB)	CL (dB)	PA (dB)
PK	5.1464G	73.97	74.00	-0.03	64.93	3	Vertical	16	1.92	-	33.45	5.97	30.38
AV	5.15G	53.26	54.00	-0.74	44.22	3	Vertical	16	1.92	-	33.45	5.97	30.38
PK	5.1968G	127.68	Inf	-Inf	118.58	3	Vertical	16	1.92	-	33.50	6.00	30.40
AV	5.1972G	113.03	Inf	-Inf	103.93	3	Vertical	16	1.92	-	33.50	6.00	30.40

802.11ax HEW20_Nss1,(MCS0)_4TX

29/06/2020

5200MHz_TX



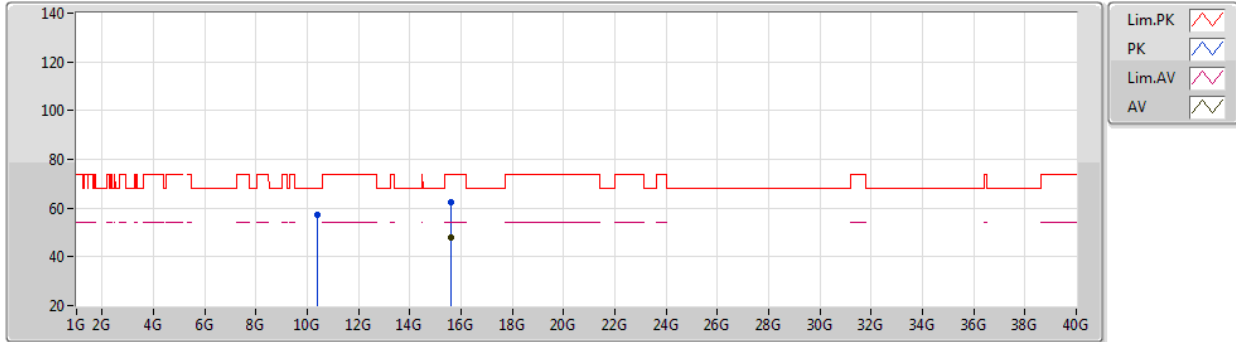
EUT Y_4TX
Setting 98
02-C-K-3-10

Type	Freq (Hz)	Level (dBuV/m)	Limit (dBuV/m)	Margin (dB)	Raw (dBuV)	Dist (m)	Condition	Azimuth (°)	Height (m)	Comment	AF (dB)	CL (dB)	PA (dB)
PK	5.1472G	70.04	74.00	-3.96	61.00	3	Horizontal	67	1.58	-	33.45	5.97	30.38
AV	5.15G	52.23	54.00	-1.77	43.19	3	Horizontal	67	1.58	-	33.45	5.97	30.38
PK	5.1968G	122.26	Inf	-Inf	113.16	3	Horizontal	67	1.58	-	33.50	6.00	30.40
AV	5.1948G	109.95	Inf	-Inf	100.86	3	Horizontal	67	1.58	-	33.49	6.00	30.40

802.11ax HEW20_Nss1,(MCS0)_4TX

29/06/2020

5200MHz_TX



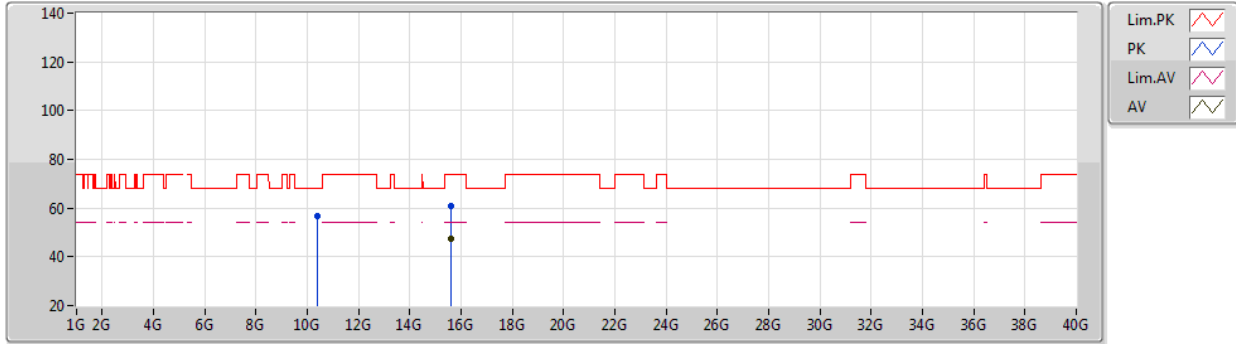
EUT Y_4TX
Setting 98
02-C-K-3

Type	Freq (Hz)	Level (dBuV/m)	Limit (dBuV/m)	Margin (dB)	Raw (dBuV)	Dist (m)	Condition	Azimuth (°)	Height (m)	Comment	AF (dB)	CL (dB)	PA (dB)
PK	10.3986G	57.49	68.20	-10.71	41.60	3	Vertical	239	1.84	-	38.86	8.52	31.49
PK	15.5942G	62.33	74.00	-11.67	46.47	3	Vertical	294	2.79	-	38.58	9.27	31.99
AV	15.5988G	48.10	54.00	-5.90	32.26	3	Vertical	294	2.79	-	38.56	9.27	31.99

802.11ax HEW20_Nss1,(MCS0)_4TX

29/06/2020

5200MHz_TX



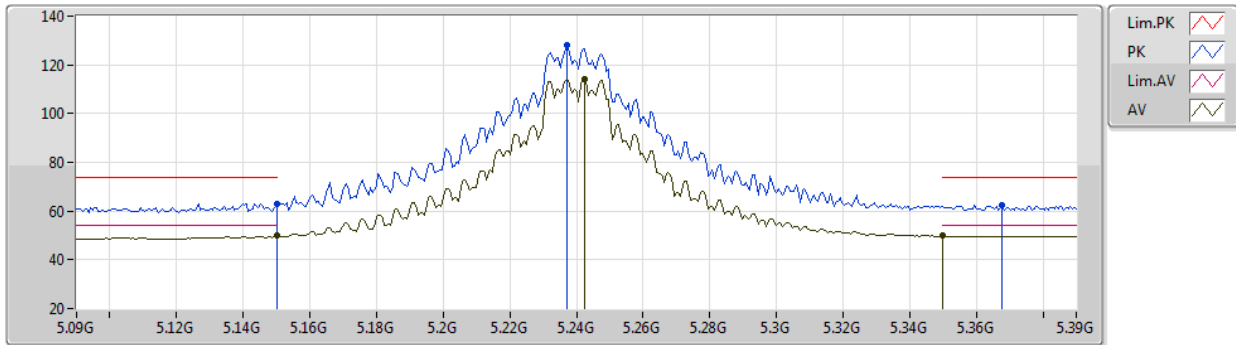
EUT Y_4TX
Setting 98
02-C-K-3

Type	Freq (Hz)	Level (dBuV/m)	Limit (dBuV/m)	Margin (dB)	Raw (dBuV)	Dist (m)	Condition	Azimuth (°)	Height (m)	Comment	AF (dB)	CL (dB)	PA (dB)
PK	10.4053G	56.53	68.20	-11.67	40.63	3	Horizontal	279	1.80	-	38.86	8.53	31.49
PK	15.6086G	61.10	74.00	-12.90	45.28	3	Horizontal	183	2.30	-	38.54	9.27	31.99
AV	15.6033G	47.26	54.00	-6.74	31.43	3	Horizontal	183	2.30	-	38.55	9.27	31.99

802.11ax HEW20_Nss1,(MCS0)_4TX

29/06/2020

5240MHz_TX



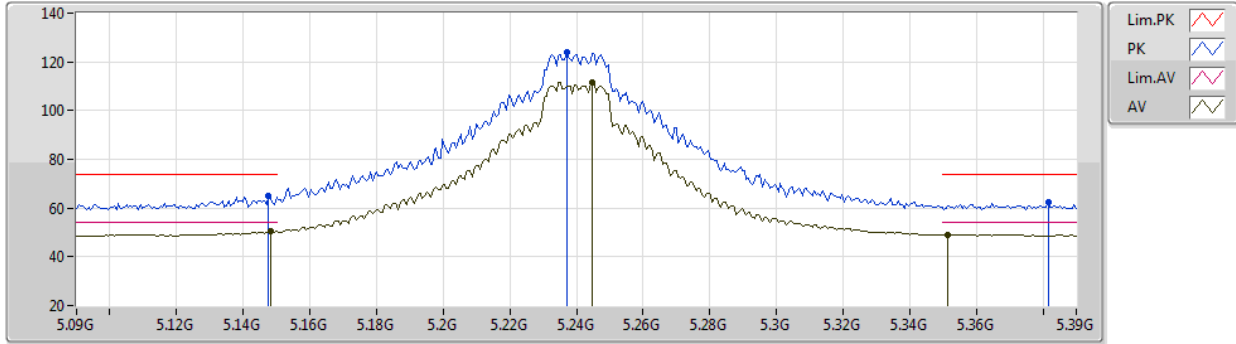
EUT Y_4TX
Setting 110
02-C-K-3-10

Type	Freq (Hz)	Level (dBuV/m)	Limit (dBuV/m)	Margin (dB)	Raw (dBuV)	Dist (m)	Condition	Azimuth (°)	Height (m)	Comment	AF (dB)	CL (dB)	PA (dB)
PK	5.15G	63.15	74.00	-10.85	54.11	3	Vertical	18	2.10	-	33.45	5.97	30.38
AV	5.15G	49.78	54.00	-4.22	40.74	3	Vertical	18	2.10	-	33.45	5.97	30.38
PK	5.237G	128.23	Inf	-Inf	119.05	3	Vertical	18	2.10	-	33.57	6.02	30.41
AV	5.2424G	114.33	Inf	-Inf	105.15	3	Vertical	18	2.10	-	33.58	6.02	30.42
PK	5.3678G	62.41	74.00	-11.59	53.02	3	Vertical	18	2.10	-	33.77	6.08	30.46
AV	5.35G	49.84	54.00	-4.16	40.47	3	Vertical	18	2.10	-	33.75	6.08	30.46

802.11ax HEW20_Nss1,(MCS0)_4TX

29/06/2020

5240MHz_TX



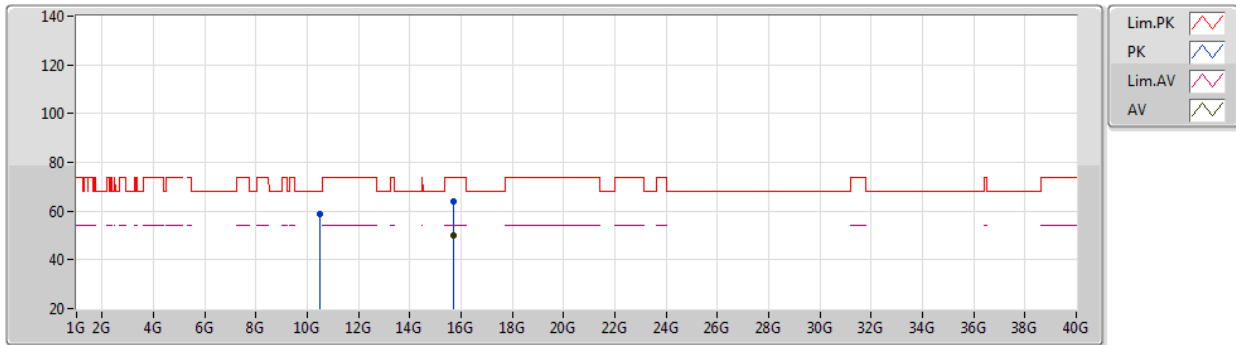
EUT Y_4TX
Setting 110
02-C-K-3-10

Type	Freq (Hz)	Level (dBuV/m)	Limit (dBuV/m)	Margin (dB)	Raw (dBuV)	Dist (m)	Condition	Azimuth (°)	Height (m)	Comment	AF (dB)	CL (dB)	PA (dB)
PK	5.1476G	64.84	74.00	-9.16	55.80	3	Horizontal	66	1.62	-	33.45	5.97	30.38
AV	5.1482G	50.31	54.00	-3.69	41.27	3	Horizontal	66	1.62	-	33.45	5.97	30.38
PK	5.237G	123.90	Inf	-Inf	114.72	3	Horizontal	66	1.62	-	33.57	6.02	30.41
AV	5.2448G	111.81	Inf	-Inf	102.62	3	Horizontal	66	1.62	-	33.59	6.02	30.42
PK	5.3816G	62.54	74.00	-11.46	53.13	3	Horizontal	66	1.62	-	33.78	6.09	30.46
AV	5.3516G	49.02	54.00	-4.98	39.65	3	Horizontal	66	1.62	-	33.75	6.08	30.46

802.11ax HEW20_Nss1,(MCS0)_4TX

29/06/2020

5240MHz_TX



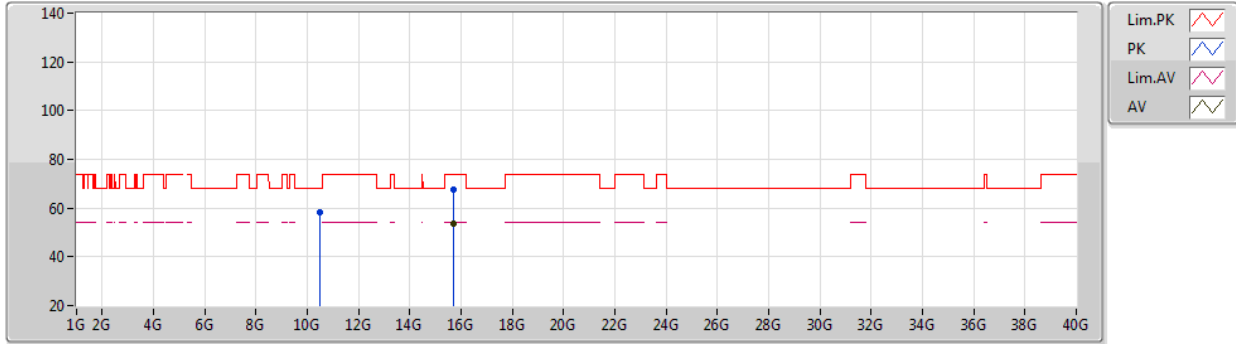
EUT Y_4TX
Setting 110
02-C-K-3

Type	Freq (Hz)	Level (dBuV/m)	Limit (dBuV/m)	Margin (dB)	Raw (dBuV)	Dist (m)	Condition	Azimuth (°)	Height (m)	Comment	AF (dB)	CL (dB)	PA (dB)
PK	10.4798G	58.76	68.20	-9.44	42.89	3	Vertical	239	1.78	-	38.81	8.55	31.49
PK	15.7196G	63.96	74.00	-10.04	48.46	3	Vertical	236	1.79	-	38.21	9.31	32.02
AV	15.7194G	50.19	54.00	-3.81	34.69	3	Vertical	236	1.79	-	38.21	9.31	32.02

802.11ax HEW20_Nss1,(MCS0)_4TX

29/06/2020

5240MHz_TX



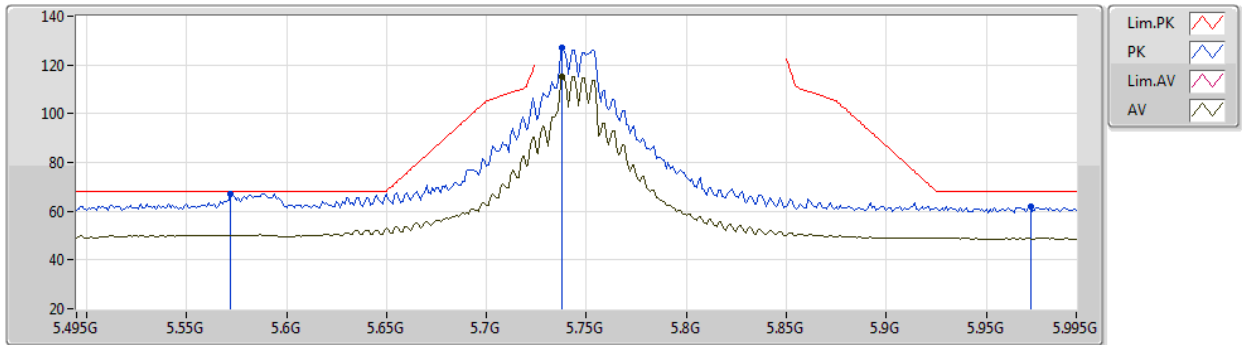
EUT Y_4TX
Setting 110
02-C-K-3

Type	Freq (Hz)	Level (dBuV/m)	Limit (dBuV/m)	Margin (dB)	Raw (dBuV)	Dist (m)	Condition	Azimuth (°)	Height (m)	Comment	AF (dB)	CL (dB)	PA (dB)
PK	10.48G	58.18	68.20	-10.02	42.31	3	Horizontal	297	1.90	-	38.81	8.55	31.49
PK	15.7235G	67.65	74.00	-6.35	52.16	3	Horizontal	195	1.84	-	38.20	9.31	32.02
AV	15.7185G	53.83	54.00	-0.17	38.32	3	Horizontal	195	1.84	-	38.22	9.31	32.02

802.11ax HEW20_Nss1,(MCS0)_4TX

29/06/2020

5745MHz_TX



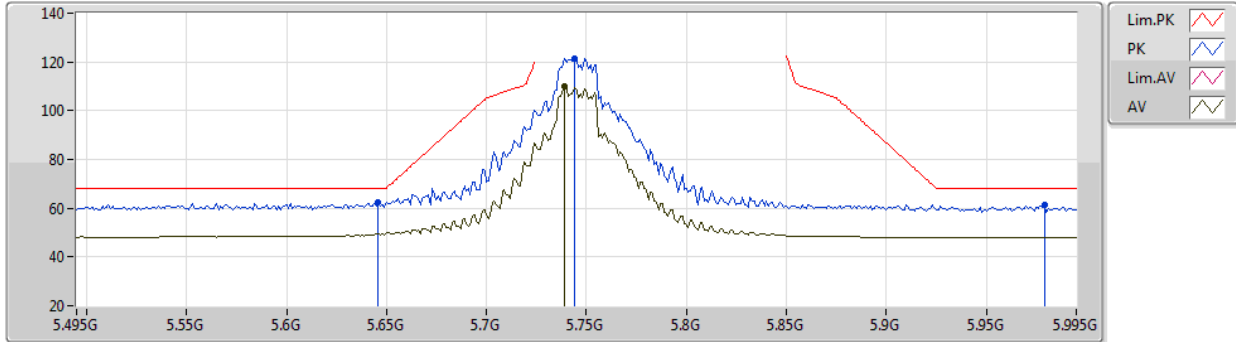
EUT Y_4TX
Setting 116
02-C-P-2-10

Type	Freq (Hz)	Level (dBuV/m)	Limit (dBuV/m)	Margin (dB)	Raw (dBuV)	Dist (m)	Condition	Azimuth (°)	Height (m)	Comment	AF (dB)	CL (dB)	PA (dB)
PK	5.572G	67.14	68.20	-1.06	57.49	3	Vertical	151	2.23	-	33.90	6.27	30.52
PK	5.738G	127.14	Inf	-Inf	117.54	3	Vertical	151	2.23	-	33.80	6.37	30.57
AV	5.738G	115.31	Inf	-Inf	105.71	3	Vertical	151	2.23	-	33.80	6.37	30.57
PK	5.972G	62.02	68.20	-6.18	52.16	3	Vertical	151	2.23	-	34.17	6.31	30.62

802.11ax HEW20_Nss1,(MCS0)_4TX

29/06/2020

5745MHz_TX



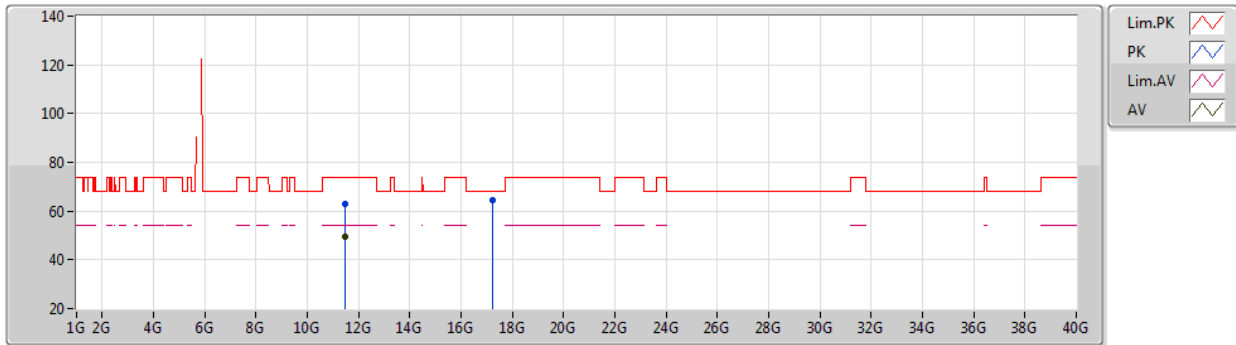
EUT Y_4TX
Setting 116
02-C-P-2-10

Type	Freq (Hz)	Level (dBuV/m)	Limit (dBuV/m)	Margin (dB)	Raw (dBuV)	Dist (m)	Condition	Azimuth (°)	Height (m)	Comment	AF (dB)	CL (dB)	PA (dB)
PK	5.646G	62.67	68.20	-5.53	53.04	3	Horizontal	229	2.28	-	33.85	6.32	30.54
PK	5.744G	121.56	Inf	-Inf	111.96	3	Horizontal	229	2.28	-	33.80	6.37	30.57
AV	5.739G	110.01	Inf	-Inf	100.41	3	Horizontal	229	2.28	-	33.80	6.37	30.57
PK	5.979G	61.26	68.20	-6.94	51.40	3	Horizontal	229	2.28	-	34.18	6.31	30.63

802.11ax HEW20_Nss1,(MCS0)_4TX

29/06/2020

5745MHz_TX



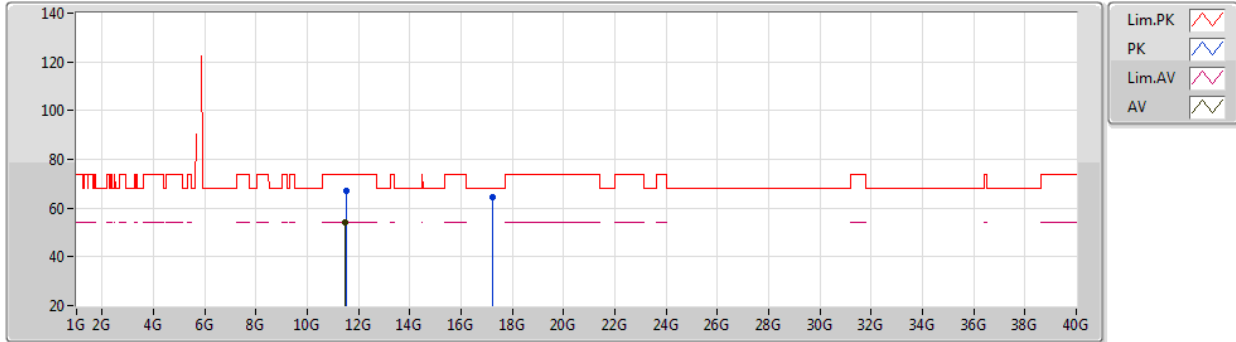
EUT Y_4TX
Setting 116
02-C-P-2

Type	Freq (Hz)	Level (dBuV/m)	Limit (dBuV/m)	Margin (dB)	Raw (dBuV)	Dist (m)	Condition	Azimuth (°)	Height (m)	Comment	AF (dB)	CL (dB)	PA (dB)
PK	11.4896G	62.88	74.00	-11.12	46.74	3	Vertical	225	1.67	-	38.89	8.85	31.60
AV	11.4896G	49.39	54.00	-4.61	33.25	3	Vertical	225	1.67	-	38.89	8.85	31.60
PK	17.2388G	64.45	68.20	-3.75	43.62	3	Vertical	280	1.97	-	42.49	10.15	31.81

802.11ax HEW20_Nss1,(MCS0)_4TX

29/06/2020

5745MHz_TX



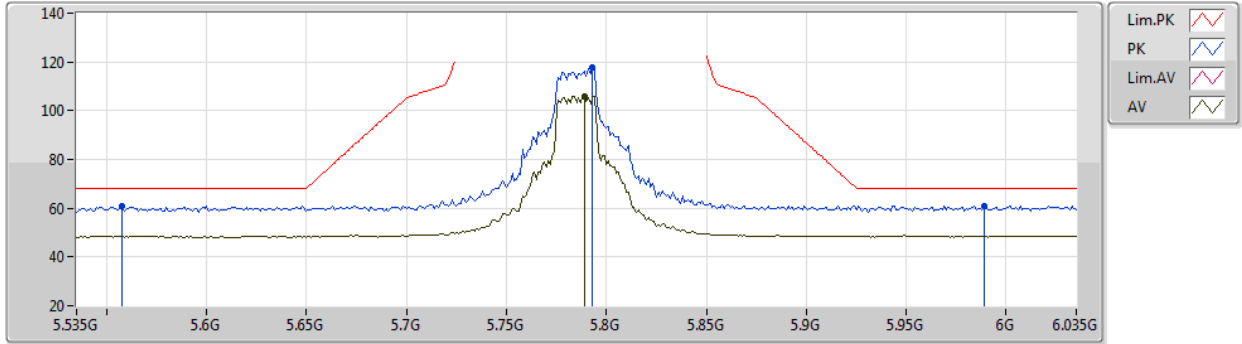
EUT Y_4TX
Setting 116
02-C-P-2

Type	Freq (Hz)	Level (dBuV/m)	Limit (dBuV/m)	Margin (dB)	Raw (dBuV)	Dist (m)	Condition	Azimuth (°)	Height (m)	Comment	AF (dB)	CL (dB)	PA (dB)
PK	11.5008G	67.12	74.00	-6.88	50.97	3	Horizontal	295	1.77	-	38.90	8.86	31.61
AV	11.4906G	53.98	54.00	-0.02	37.84	3	Horizontal	295	1.77	-	38.89	8.85	31.60
PK	17.2324G	64.38	68.20	-3.82	43.59	3	Horizontal	187	1.78	-	42.45	10.15	31.81

802.11ax HEW20_Nss1,(MCS0)_4TX

29/06/2020

5785MHz_TX



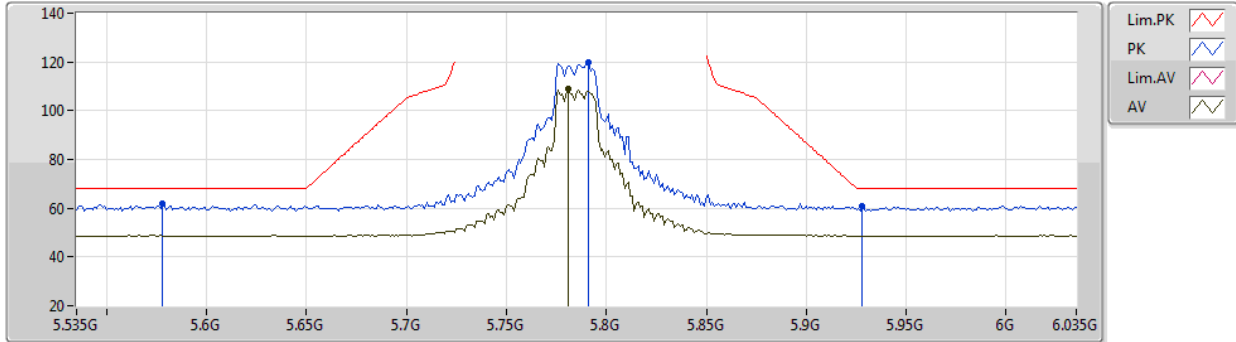
EUT Y_4TX
Setting 100
02-C-N-2-10

Type	Freq (Hz)	Level (dBuV/m)	Limit (dBuV/m)	Margin (dB)	Raw (dBuV)	Dist (m)	Condition	Azimuth (°)	Height (m)	Comment	AF (dB)	CL (dB)	PA (dB)
PK	5.558G	61.03	68.20	-7.17	51.39	3	Vertical	63	2.41	-	33.90	6.26	30.52
PK	5.793G	117.56	Inf	-Inf	107.94	3	Vertical	63	2.41	-	33.80	6.40	30.58
AV	5.789G	105.95	Inf	-Inf	96.34	3	Vertical	63	2.41	-	33.80	6.39	30.58
PK	5.989G	61.09	68.20	-7.11	51.22	3	Vertical	63	2.41	-	34.19	6.31	30.63

802.11ax HEW20_Nss1,(MCS0)_4TX

29/06/2020

5785MHz_TX



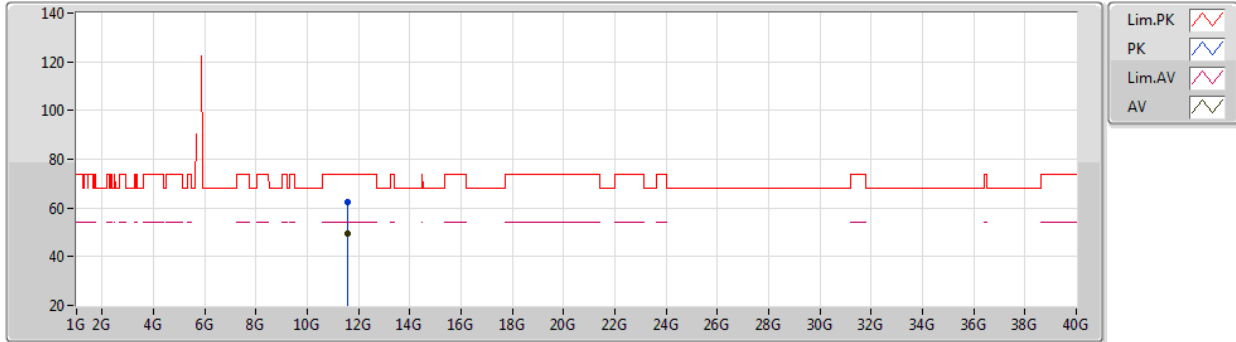
EUT Y_4TX
Setting 100
02-C-N-2-10

Type	Freq (Hz)	Level (dBuV/m)	Limit (dBuV/m)	Margin (dB)	Raw (dBuV)	Dist (m)	Condition	Azimuth (°)	Height (m)	Comment	AF (dB)	CL (dB)	PA (dB)
PK	5.578G	61.89	68.20	-6.31	52.24	3	Horizontal	43	1.49	-	33.90	6.28	30.53
PK	5.791G	119.99	Inf	-Inf	110.37	3	Horizontal	43	1.49	-	33.80	6.40	30.58
AV	5.781G	109.00	Inf	-Inf	99.39	3	Horizontal	43	1.49	-	33.80	6.39	30.58
PK	5.928G	60.68	68.20	-7.52	50.83	3	Horizontal	43	1.49	-	34.13	6.34	30.62

802.11ax HEW20_Nss1,(MCS0)_4TX

29/06/2020

5785MHz_TX



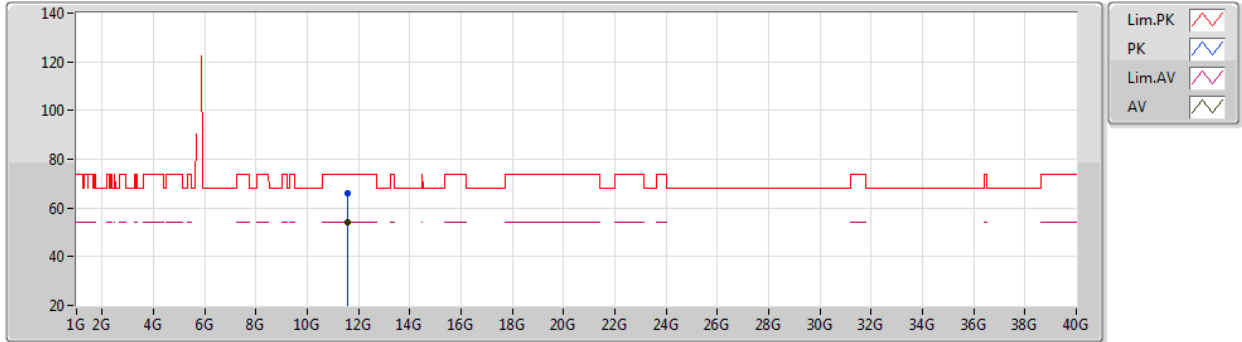
EUT Y_4TX
Setting 100
02-C-N-2

Type	Freq (Hz)	Level (dBuV/m)	Limit (dBuV/m)	Margin (dB)	Raw (dBuV)	Dist (m)	Condition	Azimuth (°)	Height (m)	Comment	AF (dB)	CL (dB)	PA (dB)
AV	11.56972G	49.44	54.00	-4.56	33.23	3	Vertical	277	1.62	-	38.96	8.88	31.63
PK	11.575G	62.56	74.00	-11.44	46.35	3	Vertical	277	1.62	-	38.96	8.88	31.63

802.11ax HEW20_Nss1,(MCS0)_4TX

29/06/2020

5785MHz_TX



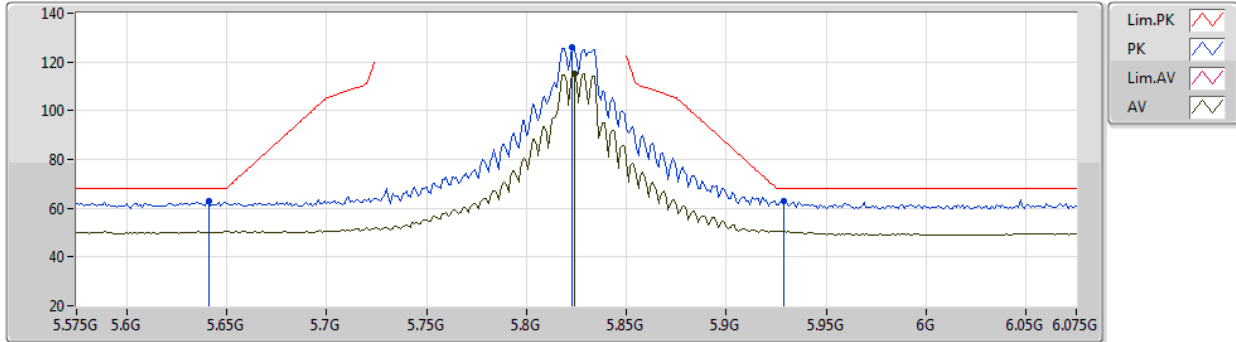
EUT Y_4TX
Setting 100
02-C-N-2

Type	Freq (Hz)	Level (dBuV/m)	Limit (dBuV/m)	Margin (dB)	Raw (dBuV)	Dist (m)	Condition	Azimuth (°)	Height (m)	Comment	AF (dB)	CL (dB)	PA (dB)
PK	11.56592G	65.89	74.00	-8.11	49.70	3	Horizontal	293	1.42	-	38.95	8.87	31.63
AV	11.57084G	53.90	54.00	-0.10	37.69	3	Horizontal	293	1.42	-	38.96	8.88	31.63

802.11ax HEW20_Nss1,(MCS0)_4TX

29/06/2020

5825MHz_TX



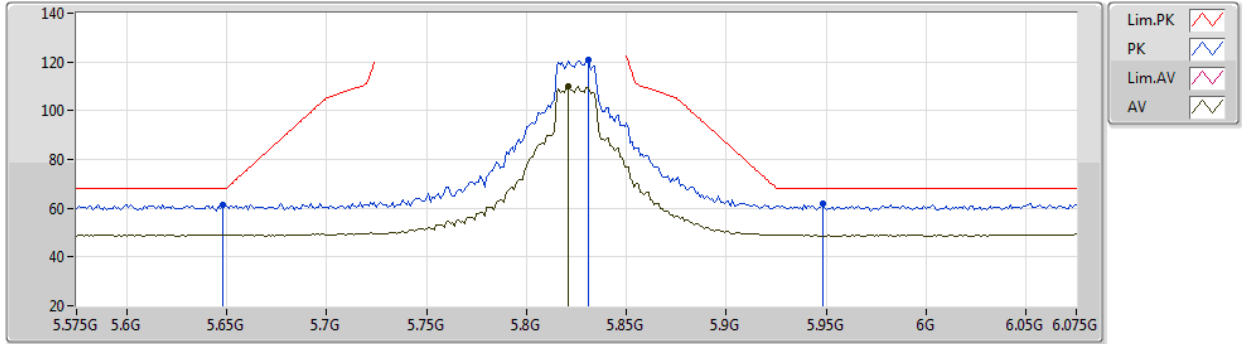
EUT Y_4TX
Setting 109
02-C-N-2-10

Type	Freq (Hz)	Level (dBuV/m)	Limit (dBuV/m)	Margin (dB)	Raw (dBuV)	Dist (m)	Condition	Azimuth (°)	Height (m)	Comment	AF (dB)	CL (dB)	PA (dB)
PK	5.641G	62.88	68.20	-5.32	53.24	3	Vertical	152	1.82	-	33.86	6.32	30.54
PK	5.823G	125.89	Inf	-Inf	116.22	3	Vertical	152	1.82	-	33.87	6.39	30.59
AV	5.824G	115.10	Inf	-Inf	105.43	3	Vertical	152	1.82	-	33.87	6.39	30.59
PK	5.929G	62.88	68.20	-5.32	53.03	3	Vertical	152	1.82	-	34.13	6.34	30.62

802.11ax HEW20_Nss1,(MCS0)_4TX

29/06/2020

5825MHz_TX



EUT Y_4TX
Setting 109
02-C-N-2-10

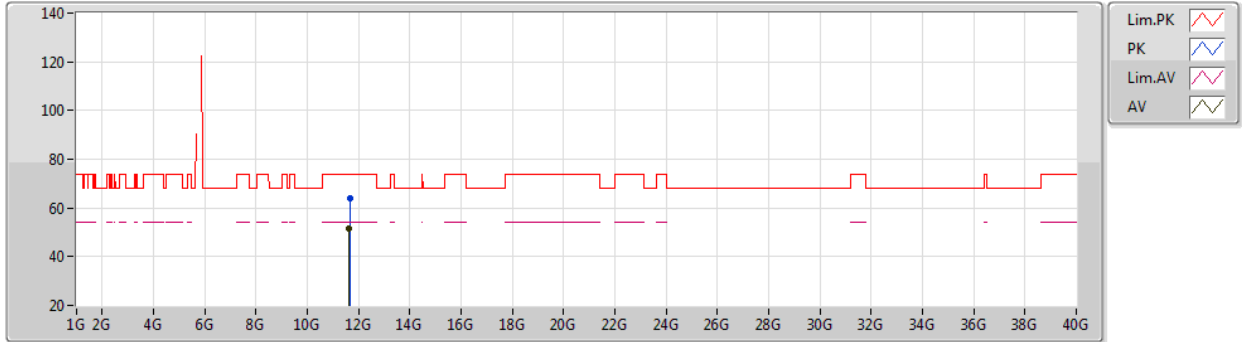
Type	Freq (Hz)	Level (dBuV/m)	Limit (dBuV/m)	Margin (dB)	Raw (dBuV)	Dist (m)	Condition	Azimuth (°)	Height (m)	Comment	AF (dB)	CL (dB)	PA (dB)
PK	5.648G	61.56	68.20	-6.64	51.93	3	Horizontal	41	1.80	-	33.85	6.32	30.54
PK	5.831G	121.11	Inf	-Inf	111.43	3	Horizontal	41	1.80	-	33.89	6.38	30.59
AV	5.821G	110.15	Inf	-Inf	100.49	3	Horizontal	41	1.80	-	33.86	6.39	30.59
PK	5.948G	61.69	68.20	-6.51	51.83	3	Horizontal	41	1.80	-	34.15	6.33	30.62



802.11ax HEW20_Nss1,(MCS0)_4TX

29/06/2020

5825MHz_TX



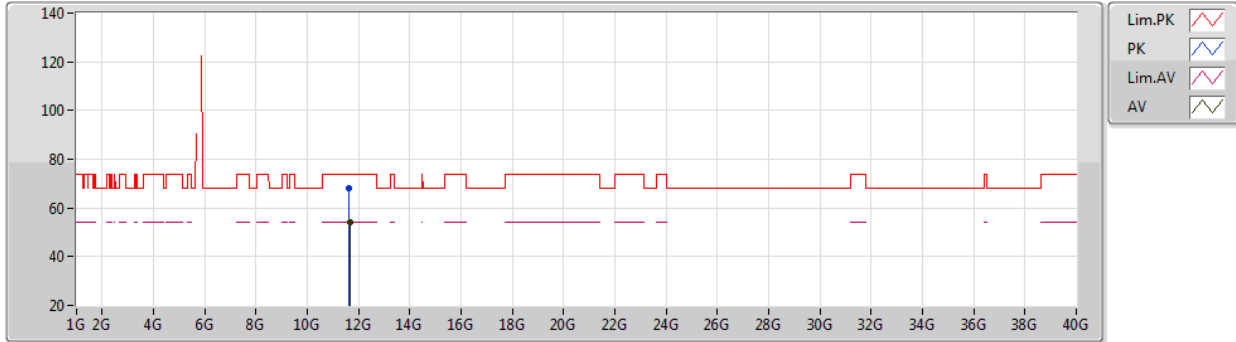
EUT Y_4TX
Setting 109
02-C-N-2

Type	Freq (Hz)	Level (dBuV/m)	Limit (dBuV/m)	Margin (dB)	Raw (dBuV)	Dist (m)	Condition	Azimuth (°)	Height (m)	Comment	AF (dB)	CL (dB)	PA (dB)
PK	11.6526G	64.01	74.00	-9.99	47.74	3	Vertical	276	2.38	-	39.02	8.90	31.65
AV	11.64724G	51.30	54.00	-2.70	35.03	3	Vertical	276	2.38	-	39.02	8.90	31.65

802.11ax HEW20_Nss1,(MCS0)_4TX

29/06/2020

5825MHz_TX



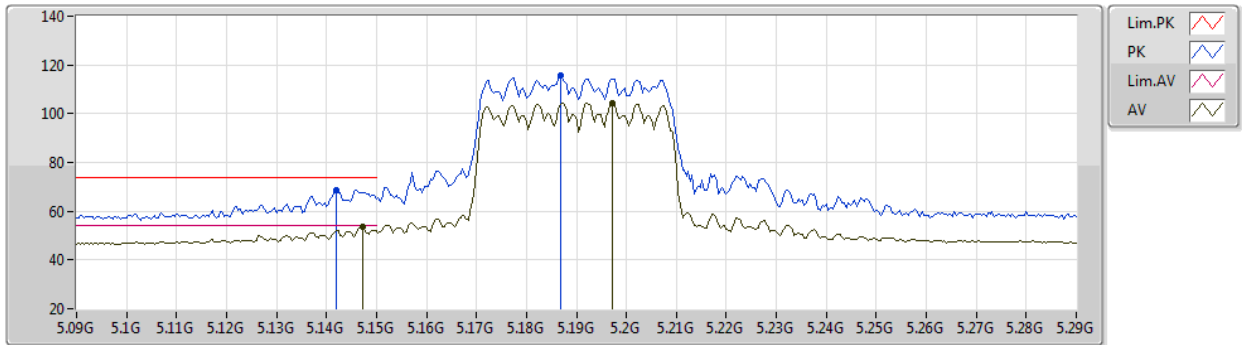
EUT Y_4TX
Setting 109
02-C-N-2

Type	Freq (Hz)	Level (dBuV/m)	Limit (dBuV/m)	Margin (dB)	Raw (dBuV)	Dist (m)	Condition	Azimuth (°)	Height (m)	Comment	AF (dB)	CL (dB)	PA (dB)
PK	11.64612G	67.98	74.00	-6.02	51.71	3	Horizontal	293	1.25	-	39.02	8.90	31.65
AV	11.65112G	53.89	54.00	-0.11	37.62	3	Horizontal	293	1.25	-	39.02	8.90	31.65

802.11ax HEW40_Nss1,(MCS0)_4TX

11/07/2020

5190MHz_TX



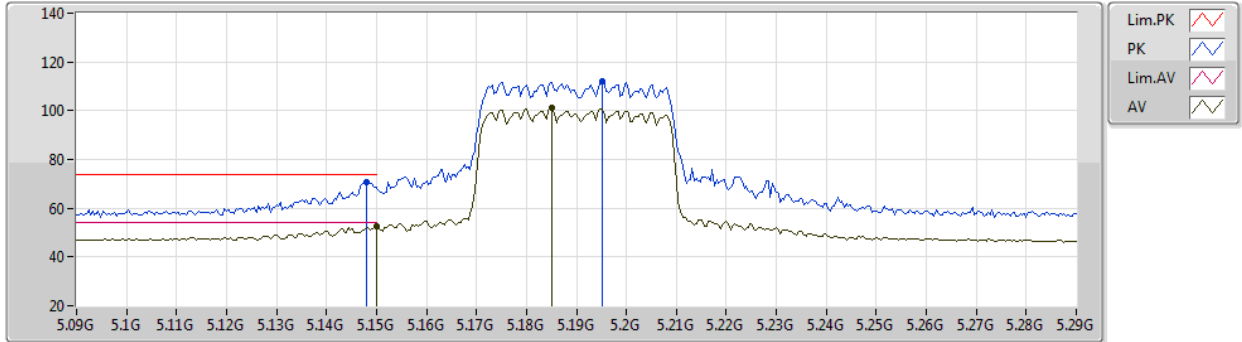
EUT Y_4TX
Setting 77
04-E-S-5

Type	Freq (Hz)	Level (dBuV/m)	Limit (dBuV/m)	Margin (dB)	Raw (dBuV)	Dist (m)	Condition	Azimuth (°)	Height (m)	Comment	AF (dB)	CL (dB)	PA (dB)
PK	5.142G	68.61	74.00	-5.39	63.84	3	Vertical	29	2.08	-	33.04	5.10	33.37
AV	5.1472G	53.79	54.00	-0.21	49.01	3	Vertical	29	2.08	-	33.05	5.10	33.37
PK	5.1868G	115.50	Inf	-Inf	110.67	3	Vertical	29	2.08	-	33.09	5.12	33.38
AV	5.1972G	104.36	Inf	-Inf	99.51	3	Vertical	29	2.08	-	33.10	5.13	33.38

802.11ax HEW40_Nss1,(MCS0)_4TX

11/07/2020

5190MHz_TX



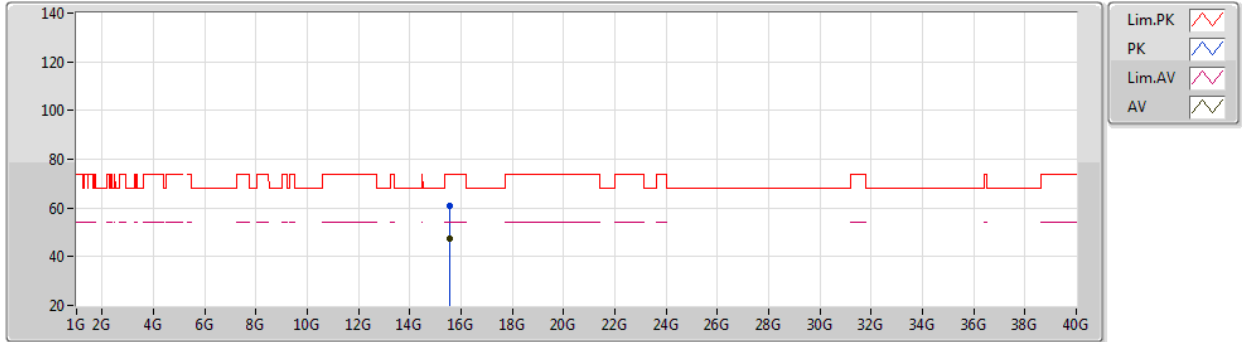
EUT Y_4TX
Setting 77
04-E-S-5

Type	Freq (Hz)	Level (dBuV/m)	Limit (dBuV/m)	Margin (dB)	Raw (dBuV)	Dist (m)	Condition	Azimuth (°)	Height (m)	Comment	AF (dB)	CL (dB)	PA (dB)
PK	5.148G	70.80	74.00	-3.20	66.02	3	Horizontal	76	1.87	-	33.05	5.10	33.37
AV	5.15G	52.45	54.00	-1.55	47.66	3	Horizontal	76	1.87	-	33.05	5.11	33.37
PK	5.1952G	111.99	Inf	-Inf	107.14	3	Horizontal	76	1.87	-	33.10	5.13	33.38
AV	5.1852G	101.25	Inf	-Inf	96.42	3	Horizontal	76	1.87	-	33.09	5.12	33.38

802.11ax HEW40_Nss1,(MCS0)_4TX

11/07/2020

5190MHz_TX



EUT Y_4TX
Setting 77
02-C-K-3

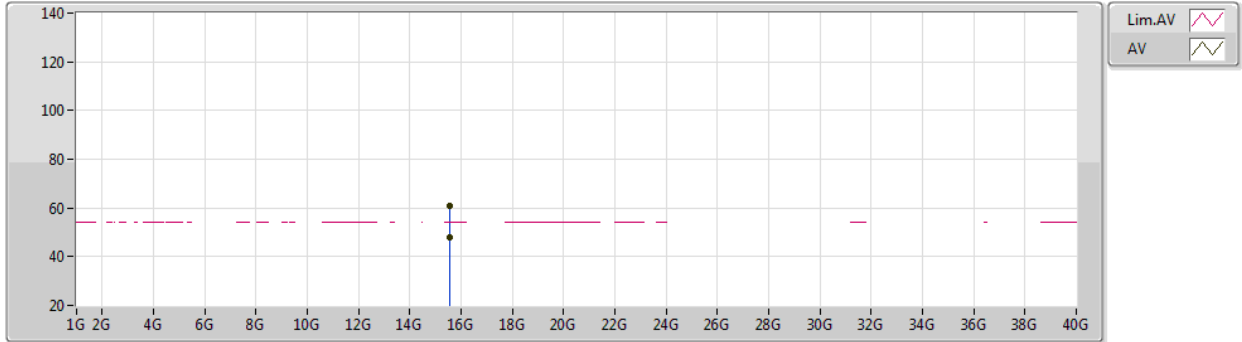
Type	Freq (Hz)	Level (dBuV/m)	Limit (dBuV/m)	Margin (dB)	Raw (dBuV)	Dist (m)	Condition	Azimuth (°)	Height (m)	Comment	AF (dB)	CL (dB)	PA (dB)
PK	15.56628G	60.69	74.00	-13.31	44.75	-	Vertical	44	3.00	-	38.66	9.26	31.98
AV	15.5736G	47.46	54.00	-6.54	31.55	-	Vertical	44	3.00	-	38.64	9.26	31.99



802.11ax HEW40_Nss1,(MCS0)_4TX

11/07/2020

5190MHz_TX



EUT Y_4TX
Setting 77
02-C-K-3

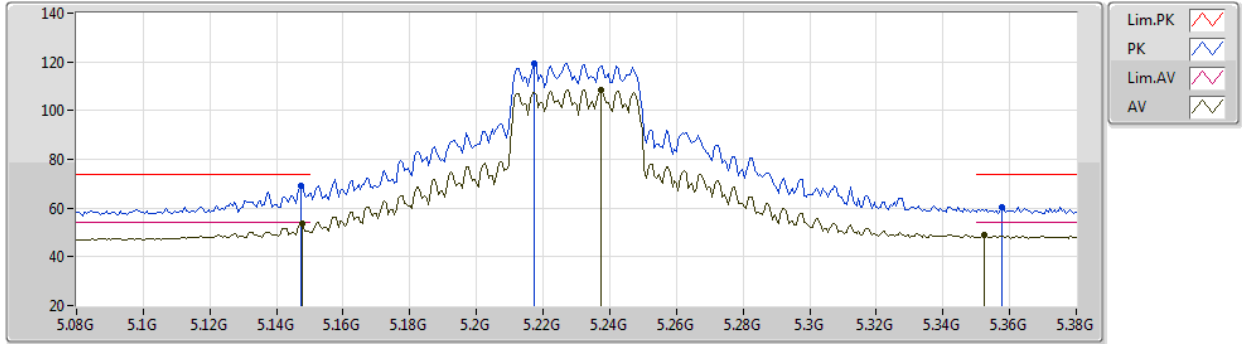
Type	Freq (Hz)	Level (dBuV/m)	Limit (dBuV/m)	Margin (dB)	Raw (dBuV)	Dist (m)	Condition	Azimuth (°)	Height (m)	Comment	AF (dB)	CL (dB)	PA (dB)
PK	15.56268G	60.64	74.00	-13.36	44.69	-	Horizontal	52	1.06	-	38.67	9.26	31.98
AV	15.57616G	47.88	54.00	-6.12	31.98	-	Horizontal	52	1.06	-	38.63	9.26	31.99



802.11ax HEW40_Nss1,(MCS0)_4TX

11/07/2020

5230MHz_TX



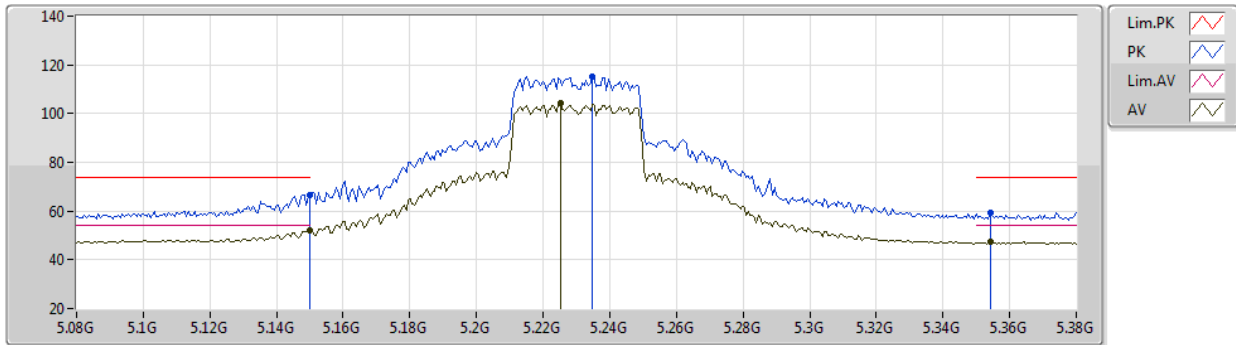
EUT Y_4TX
Setting 93
04-E-S-5

Type	Freq (Hz)	Level (dBuV/m)	Limit (dBuV/m)	Margin (dB)	Raw (dBuV)	Dist (m)	Condition	Azimuth (°)	Height (m)	Comment	AF (dB)	CL (dB)	PA (dB)
PK	5.1472G	69.34	74.00	-4.66	64.56	3	Vertical	29	1.88	-	33.05	5.10	33.37
AV	5.1478G	53.77	54.00	-0.23	48.99	3	Vertical	29	1.88	-	33.05	5.10	33.37
PK	5.2174G	119.47	Inf	-Inf	114.59	3	Vertical	29	1.88	-	33.12	5.14	33.38
AV	5.2372G	108.54	Inf	-Inf	103.63	3	Vertical	29	1.88	-	33.14	5.15	33.38
PK	5.3578G	60.30	74.00	-13.70	55.11	3	Vertical	29	1.88	-	33.37	5.21	33.39
AV	5.3524G	48.75	54.00	-5.25	43.57	3	Vertical	29	1.88	-	33.36	5.21	33.39

802.11ax HEW40_Nss1,(MCS0)_4TX

11/07/2020

5230MHz_TX



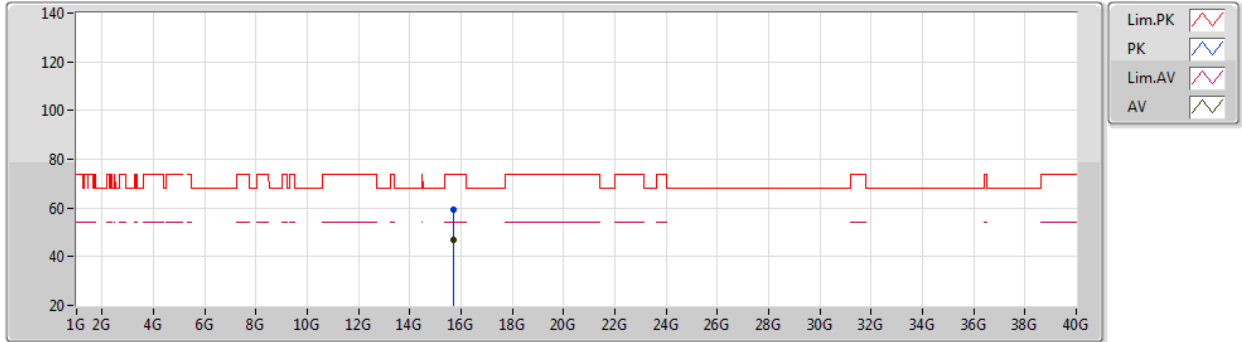
EUT Y_4TX
Setting 93
04-E-S-5

Type	Freq (Hz)	Level (dBuV/m)	Limit (dBuV/m)	Margin (dB)	Raw (dBuV)	Dist (m)	Condition	Azimuth (°)	Height (m)	Comment	AF (dB)	CL (dB)	PA (dB)
PK	5.15G	66.69	74.00	-7.31	61.91	3	Horizontal	75	1.95	-	33.05	5.10	33.37
AV	5.15G	52.15	54.00	-1.85	47.37	3	Horizontal	75	1.95	-	33.05	5.10	33.37
PK	5.2348G	115.25	Inf	-Inf	110.35	3	Horizontal	75	1.95	-	33.13	5.15	33.38
AV	5.2252G	104.30	Inf	-Inf	99.41	3	Horizontal	75	1.95	-	33.13	5.14	33.38
PK	5.3542G	59.19	74.00	-14.81	54.01	3	Horizontal	75	1.95	-	33.36	5.21	33.39
AV	5.3542G	47.35	54.00	-6.65	42.17	3	Horizontal	75	1.95	-	33.36	5.21	33.39

802.11ax HEW40_Nss1,(MCS0)_4TX

11/07/2020

5230MHz_TX



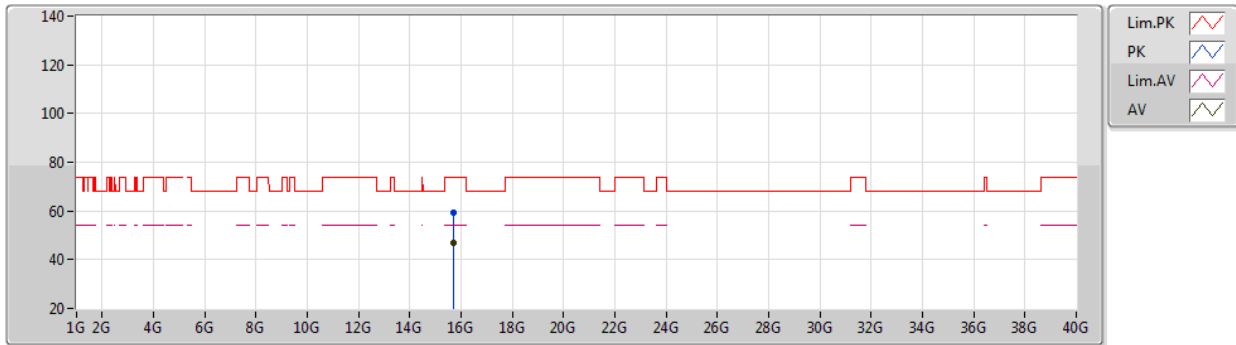
EUT Y_4TX
Setting 93
02-C-K-3

Type	Freq (Hz)	Level (dBuV/m)	Limit (dBuV/m)	Margin (dB)	Raw (dBuV)	Dist (m)	Condition	Azimuth (°)	Height (m)	Comment	AF (dB)	CL (dB)	PA (dB)
PK	15.68576G	59.14	74.00	-14.86	43.54	-	Vertical	107	1.80	-	38.31	9.30	32.01
AV	15.68912G	46.78	54.00	-7.22	31.19	-	Vertical	107	1.80	-	38.30	9.30	32.01

802.11ax HEW40_Nss1,(MCS0)_4TX

11/07/2020

5230MHz_TX



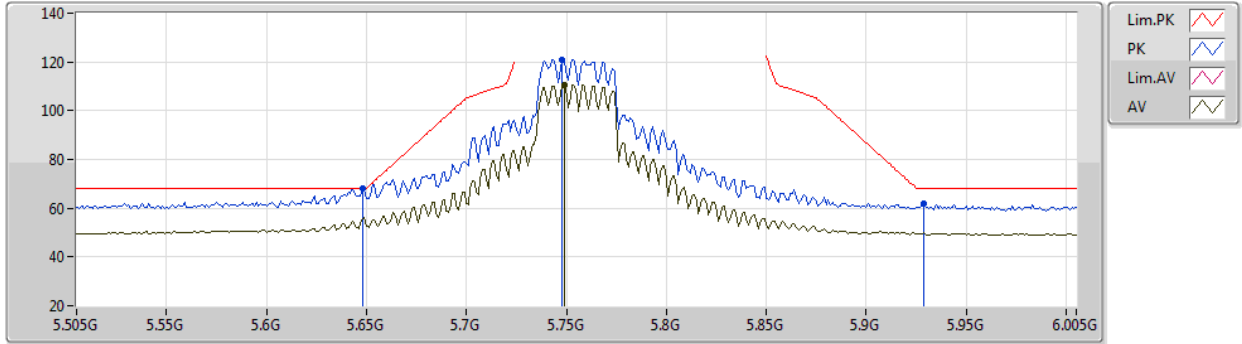
EUT Y_4TX
Setting 93
02-C-K-3

Type	Freq (Hz)	Level (dBuV/m)	Limit (dBuV/m)	Margin (dB)	Raw (dBuV)	Dist (m)	Condition	Azimuth (°)	Height (m)	Comment	AF (dB)	CL (dB)	PA (dB)
PK	15.69252G	59.13	74.00	-14.87	43.55	-	Horizontal	182	2.17	-	38.29	9.30	32.01
AV	15.68856G	46.84	54.00	-7.16	31.25	-	Horizontal	182	2.17	-	38.30	9.30	32.01

802.11ax HEW40_Nss1,(MCS0)_4TX

30/06/2020

5755MHz_TX



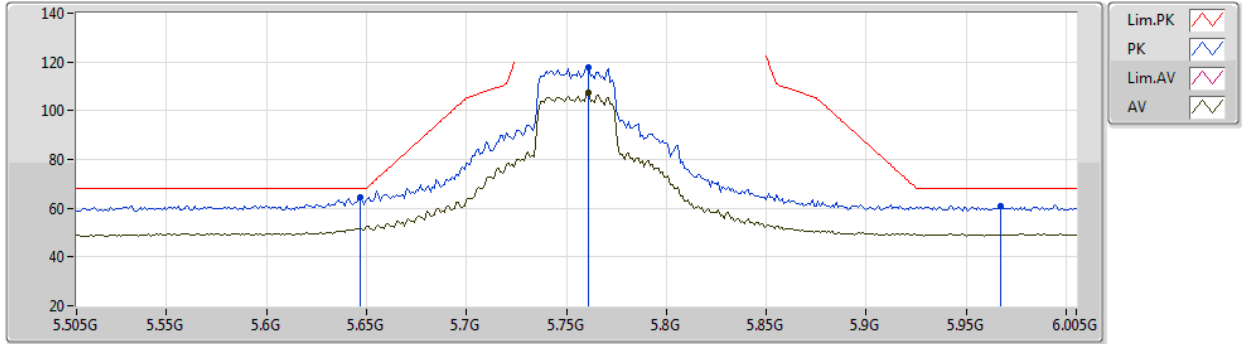
EUT Y_4TX
Setting 99
02-C-N-2-10

Type	Freq (Hz)	Level (dBuV/m)	Limit (dBuV/m)	Margin (dB)	Raw (dBuV)	Dist (m)	Condition	Azimuth (°)	Height (m)	Comment	AF (dB)	CL (dB)	PA (dB)
PK	5.648G	68.15	68.20	-0.05	58.52	3	Vertical	152	2.42	-	33.85	6.32	30.54
PK	5.748G	120.78	Inf	-Inf	111.18	3	Vertical	152	2.42	-	33.80	6.37	30.57
AV	5.749G	110.68	Inf	-Inf	101.08	3	Vertical	152	2.42	-	33.80	6.37	30.57
PK	5.929G	61.87	68.20	-6.33	52.02	3	Vertical	152	2.42	-	34.13	6.34	30.62

802.11ax HEW40_Nss1,(MCS0)_4TX

30/06/2020

5755MHz_TX



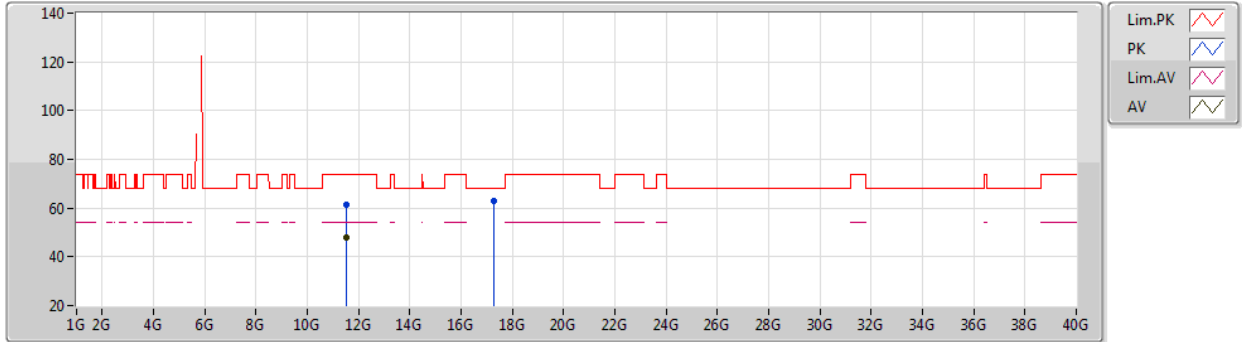
EUT Y_4TX
Setting 99
02-C-N-2-10

Type	Freq (Hz)	Level (dBuV/m)	Limit (dBuV/m)	Margin (dB)	Raw (dBuV)	Dist (m)	Condition	Azimuth (°)	Height (m)	Comment	AF (dB)	CL (dB)	PA (dB)
PK	5.647G	64.46	68.20	-3.74	54.83	3	Horizontal	44	1.73	-	33.85	6.32	30.54
PK	5.761G	117.99	Inf	-Inf	108.38	3	Horizontal	44	1.73	-	33.80	6.38	30.57
AV	5.761G	107.43	Inf	-Inf	97.82	3	Horizontal	44	1.73	-	33.80	6.38	30.57
PK	5.967G	60.98	68.20	-7.22	51.11	3	Horizontal	44	1.73	-	34.17	6.32	30.62

802.11ax HEW40_Nss1,(MCS0)_4TX

30/06/2020

5755MHz_TX



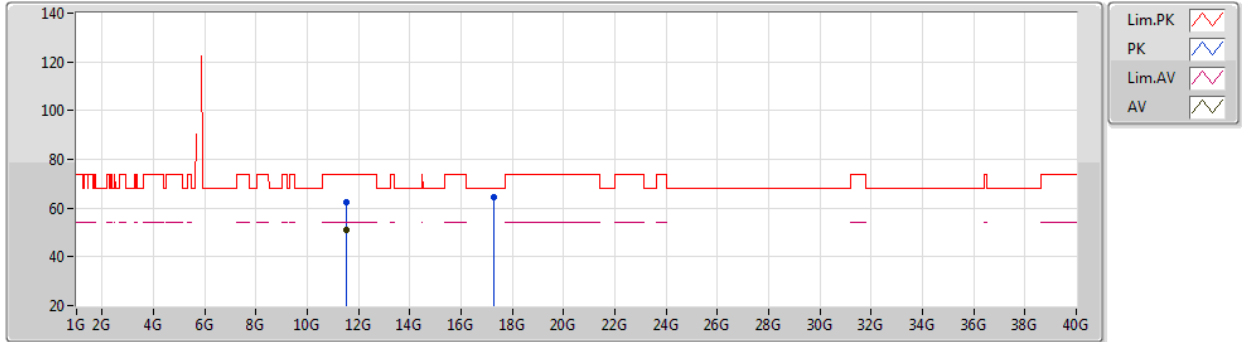
EUT Y_4TX
Setting 99
02-C-N-2

Type	Freq (Hz)	Level (dBuV/m)	Limit (dBuV/m)	Margin (dB)	Raw (dBuV)	Dist (m)	Condition	Azimuth (°)	Height (m)	Comment	AF (dB)	CL (dB)	PA (dB)
PK	11.51G	61.35	74.00	-12.65	45.19	3	Vertical	279	1.61	-	38.91	8.86	31.61
AV	11.50988G	48.06	54.00	-5.94	31.90	3	Vertical	279	1.61	-	38.91	8.86	31.61
PK	17.26036G	63.17	68.20	-5.03	42.21	3	Vertical	249	2.29	-	42.61	10.16	31.81

802.11ax HEW40_Nss1,(MCS0)_4TX

30/06/2020

5755MHz_TX



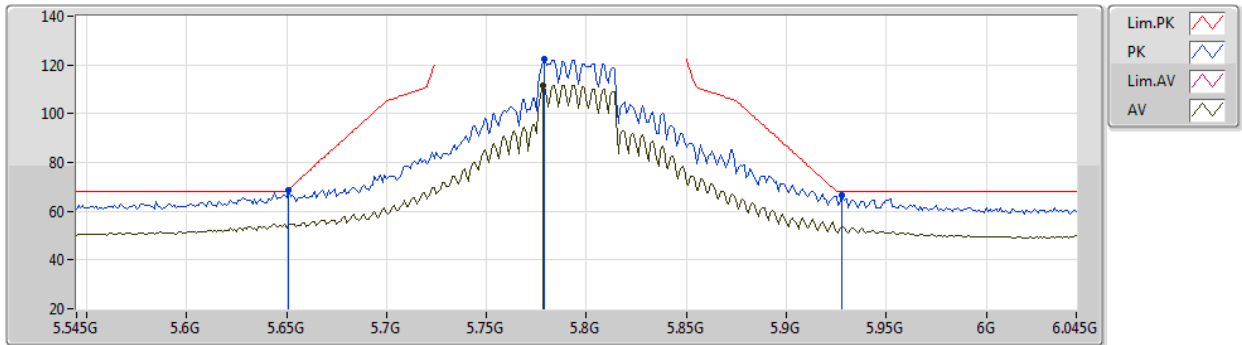
EUT Y_4TX
Setting 99
02-C-N-2

Type	Freq (Hz)	Level (dBuV/m)	Limit (dBuV/m)	Margin (dB)	Raw (dBuV)	Dist (m)	Condition	Azimuth (°)	Height (m)	Comment	AF (dB)	CL (dB)	PA (dB)
AV	11.50572G	50.81	54.00	-3.19	34.66	3	Horizontal	295	1.70	-	38.90	8.86	31.61
PK	11.51072G	62.45	74.00	-11.55	46.29	3	Horizontal	295	1.70	-	38.91	8.86	31.61
PK	17.26268G	64.73	68.20	-3.47	43.76	3	Horizontal	194	1.80	-	42.62	10.16	31.81

802.11ax HEW40_Nss1,(MCS0)_4TX

30/06/2020

5795MHz_TX



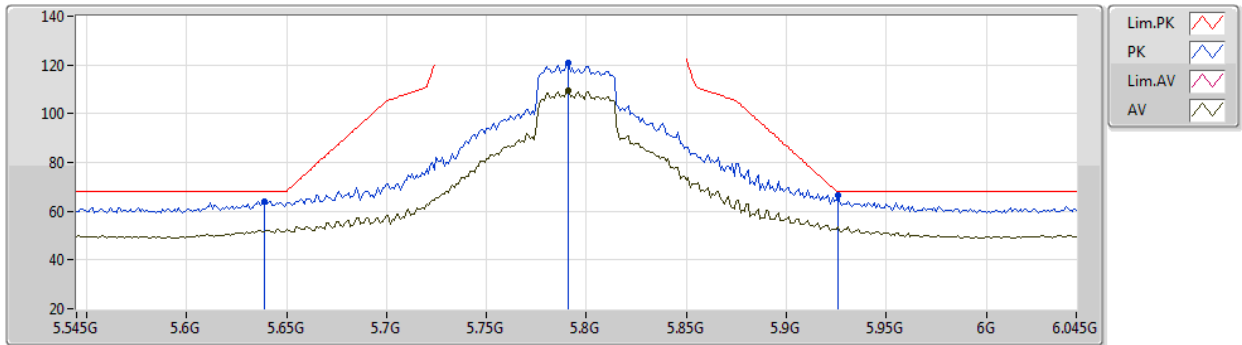
EUT Y_4TX
Setting 110
02-C-N-2-10

Type	Freq (Hz)	Level (dBuV/m)	Limit (dBuV/m)	Margin (dB)	Raw (dBuV)	Dist (m)	Condition	Azimuth (°)	Height (m)	Comment	AF (dB)	CL (dB)	PA (dB)
PK	5.651G	68.82	68.94	-0.12	59.19	3	Vertical	154	2.50	-	33.85	6.33	30.55
PK	5.779G	122.35	Inf	-Inf	112.74	3	Vertical	154	2.50	-	33.80	6.39	30.58
AV	5.778G	111.78	Inf	-Inf	102.17	3	Vertical	154	2.50	-	33.80	6.39	30.58
PK	5.928G	66.67	68.20	-1.53	56.82	3	Vertical	154	2.50	-	34.13	6.34	30.62

802.11ax HEW40_Nss1,(MCS0)_4TX

30/06/2020

5795MHz_TX



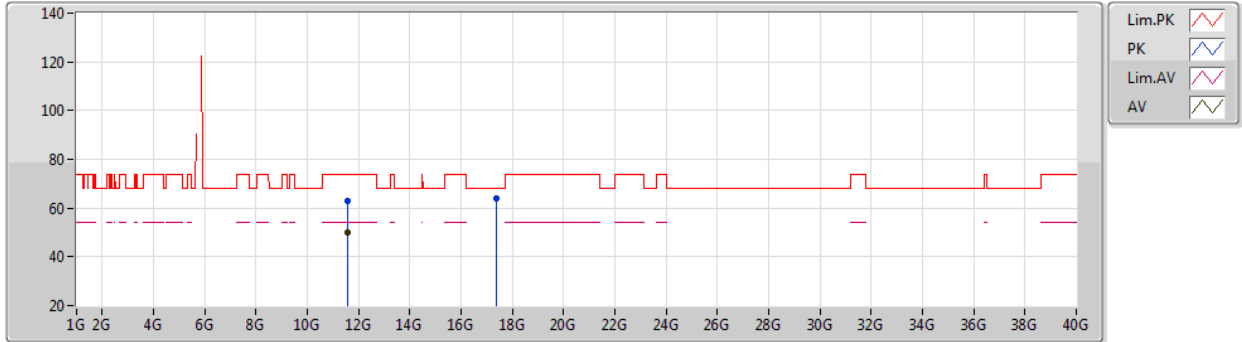
EUT Y_4TX
Setting 110
02-C-N-2-10

Type	Freq (Hz)	Level (dBuV/m)	Limit (dBuV/m)	Margin (dB)	Raw (dBuV)	Dist (m)	Condition	Azimuth (°)	Height (m)	Comment	AF (dB)	CL (dB)	PA (dB)
PK	5.639G	64.07	68.20	-4.13	54.43	3	Horizontal	49	2.97	-	33.86	6.32	30.54
PK	5.791G	121.06	Inf	-Inf	111.44	3	Horizontal	49	2.97	-	33.80	6.40	30.58
AV	5.791G	109.47	Inf	-Inf	99.85	3	Horizontal	49	2.97	-	33.80	6.40	30.58
PK	5.926G	66.68	68.20	-1.52	56.83	3	Horizontal	49	2.97	-	34.13	6.34	30.62

802.11ax HEW40_Nss1,(MCS0)_4TX

30/06/2020

5795MHz_TX



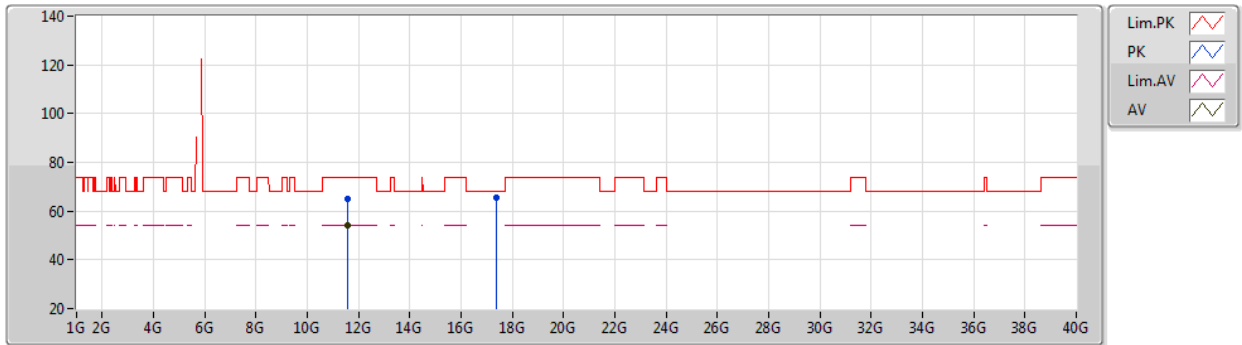
EUT Y_4TX
Setting 110
02-C-N-2

Type	Freq (Hz)	Level (dBuV/m)	Limit (dBuV/m)	Margin (dB)	Raw (dBuV)	Dist (m)	Condition	Azimuth (°)	Height (m)	Comment	AF (dB)	CL (dB)	PA (dB)
PK	11.59052G	62.88	74.00	-11.12	46.66	3	Vertical	275	1.66	-	38.97	8.88	31.63
AV	11.59544G	50.22	54.00	-3.78	33.99	3	Vertical	275	1.66	-	38.98	8.88	31.63
PK	17.3914G	63.90	68.20	-4.30	42.20	3	Vertical	187	1.10	-	43.31	10.24	31.85

802.11ax HEW40_Nss1,(MCS0)_4TX

30/06/2020

5795MHz_TX



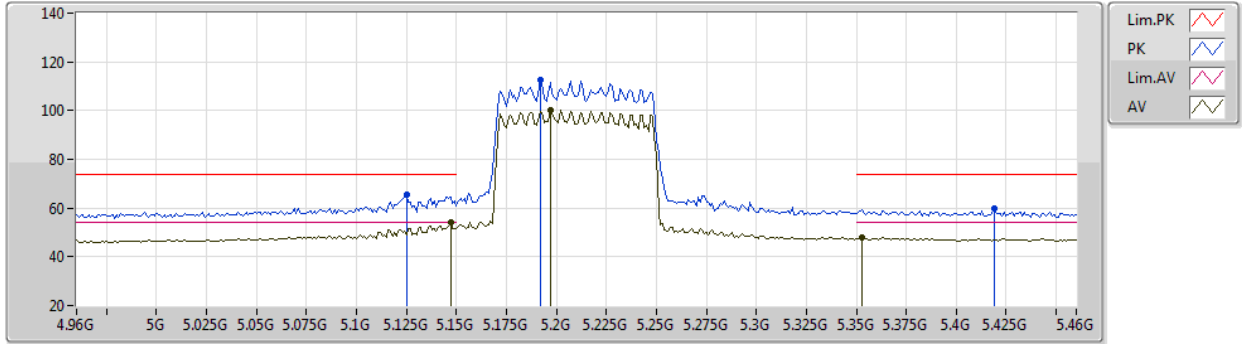
EUT Y_4TX
Setting 110
02-C-N-2

Type	Freq (Hz)	Level (dBuV/m)	Limit (dBuV/m)	Margin (dB)	Raw (dBuV)	Dist (m)	Condition	Azimuth (°)	Height (m)	Comment	AF (dB)	CL (dB)	PA (dB)
PK	11.59068G	64.98	74.00	-9.02	48.76	3	Horizontal	293	1.34	-	38.97	8.88	31.63
AV	11.59124G	53.90	54.00	-0.10	37.68	3	Horizontal	293	1.34	-	38.97	8.88	31.63
PK	17.38732G	65.27	68.20	-2.93	43.59	3	Horizontal	182	1.80	-	43.29	10.24	31.85

802.11ax HEW80_Nss1,(MCS0)_4TX

11/07/2020

5210MHz_TX



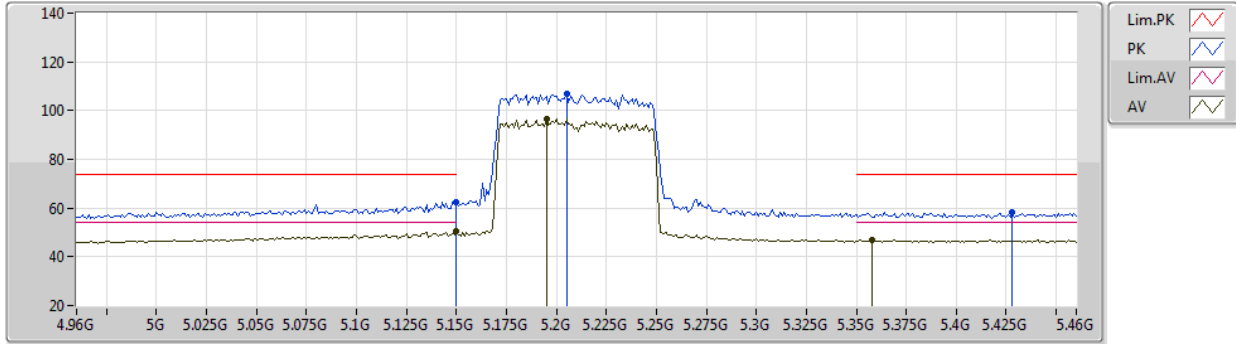
EUT Y_4TX
Setting 71
04-E-S-5

Type	Freq (Hz)	Level (dBuV/m)	Limit (dBuV/m)	Margin (dB)	Raw (dBuV)	Dist (m)	Condition	Azimuth (°)	Height (m)	Comment	AF (dB)	CL (dB)	PA (dB)
PK	5.125G	65.50	74.00	-8.50	60.76	3	Vertical	28	2.08	-	33.02	5.09	33.37
AV	5.147G	53.91	54.00	-0.09	49.13	3	Vertical	28	2.08	-	33.05	5.10	33.37
PK	5.192G	112.51	Inf	-Inf	107.67	3	Vertical	28	2.08	-	33.09	5.13	33.38
AV	5.197G	100.03	Inf	-Inf	95.18	3	Vertical	28	2.08	-	33.10	5.13	33.38
PK	5.419G	59.67	74.00	-14.33	54.26	3	Vertical	28	2.08	-	33.56	5.24	33.39
AV	5.353G	47.88	54.00	-6.12	42.70	3	Vertical	28	2.08	-	33.36	5.21	33.39

802.11ax HEW80_Nss1,(MCS0)_4TX

11/07/2020

5210MHz_TX



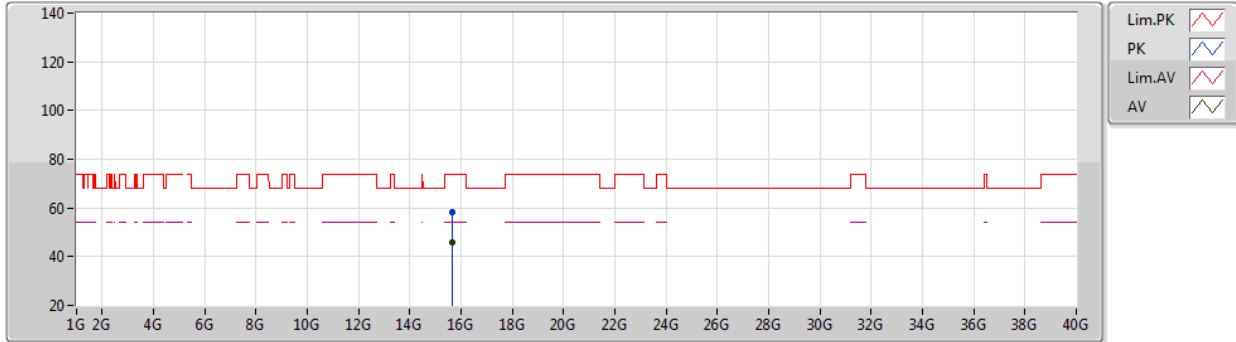
EUT Y_4TX
Setting 71
04-E-S-5

Type	Freq (Hz)	Level (dBuV/m)	Limit (dBuV/m)	Margin (dB)	Raw (dBuV)	Dist (m)	Condition	Azimuth (°)	Height (m)	Comment	AF (dB)	CL (dB)	PA (dB)
PK	5.15G	62.55	74.00	-11.45	57.76	3	Horizontal	79	1.80	-	33.05	5.11	33.37
AV	5.15G	50.39	54.00	-3.61	45.60	3	Horizontal	79	1.80	-	33.05	5.11	33.37
PK	5.205G	107.06	Inf	-Inf	102.20	3	Horizontal	79	1.80	-	33.11	5.13	33.38
AV	5.195G	96.44	Inf	-Inf	91.60	3	Horizontal	79	1.80	-	33.09	5.13	33.38
PK	5.428G	58.38	74.00	-15.62	52.94	3	Horizontal	79	1.80	-	33.58	5.25	33.39
AV	5.358G	47.02	54.00	-6.98	41.83	3	Horizontal	79	1.80	-	33.37	5.21	33.39

802.11ax HEW80_Nss1,(MCS0)_4TX

11/07/2020

5210MHz_TX



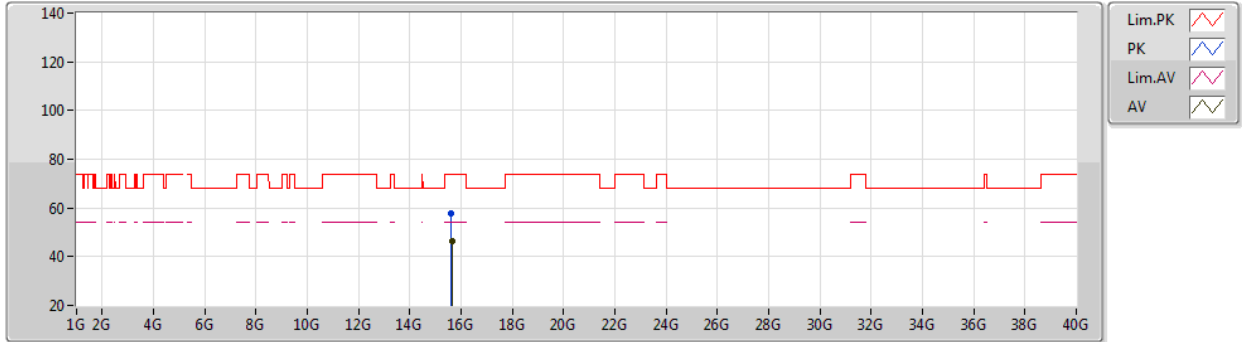
EUT Y_4TX
Setting 71
02-C-K-3

Type	Freq (Hz)	Level (dBuV/m)	Limit (dBuV/m)	Margin (dB)	Raw (dBuV)	Dist (m)	Condition	Azimuth (°)	Height (m)	Comment	AF (dB)	CL (dB)	PA (dB)
PK	15.63628G	58.43	74.00	-15.57	42.70	-	Vertical	104	1.49	-	38.45	9.28	32.00
AV	15.63308G	46.10	54.00	-7.90	30.36	-	Vertical	104	1.49	-	38.46	9.28	32.00

802.11ax HEW80_Nss1,(MCS0)_4TX

11/07/2020

5210MHz_TX



EUT Y_4TX
Setting 71
02-C-K-3

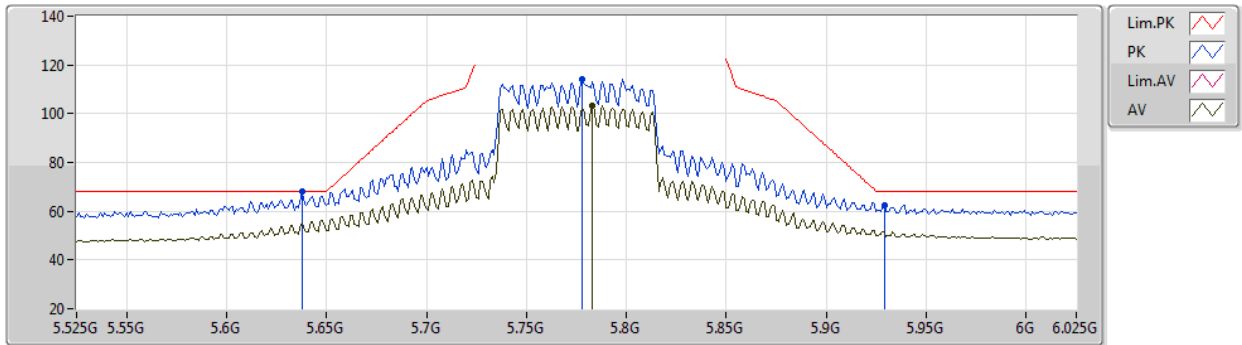
Type	Freq (Hz)	Level (dBuV/m)	Limit (dBuV/m)	Margin (dB)	Raw (dBuV)	Dist (m)	Condition	Azimuth (°)	Height (m)	Comment	AF (dB)	CL (dB)	PA (dB)
PK	15.62996G	57.61	74.00	-16.39	41.86	-	Horizontal	154	1.60	-	38.47	9.28	32.00
AV	15.63352G	46.18	54.00	-7.82	30.44	-	Horizontal	154	1.60	-	38.46	9.28	32.00



802.11ax HEW80_Nss1,(MCS0)_4TX

11/07/2020

5775MHz_TX



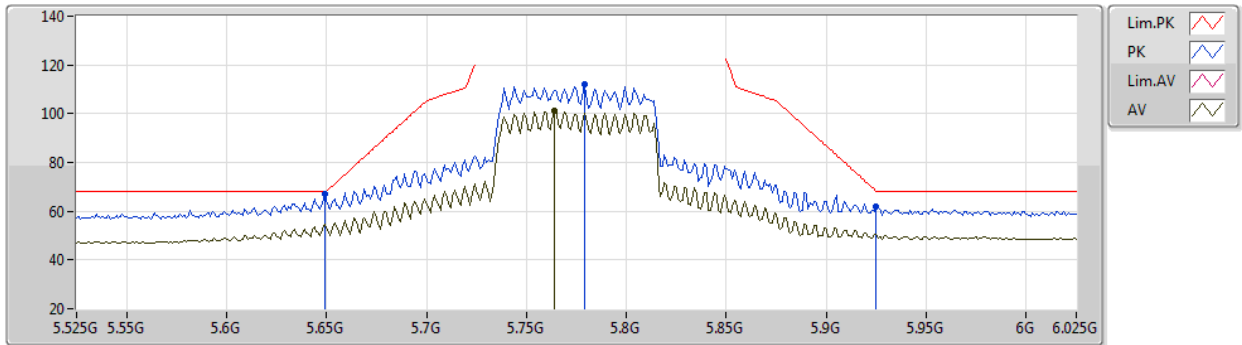
EUT Y_4TX
Setting 90
04-E-S-5

Type	Freq (Hz)	Level (dBuV/m)	Limit (dBuV/m)	Margin (dB)	Raw (dBuV)	Dist (m)	Condition	Azimuth (°)	Height (m)	Comment	AF (dB)	CL (dB)	PA (dB)
PK	5.638G	67.96	68.20	-0.24	61.90	3	Vertical	25	1.69	-	34.04	5.39	33.37
PK	5.778G	114.35	Inf	-Inf	107.94	3	Vertical	25	1.69	-	34.26	5.49	33.34
AV	5.783G	103.18	Inf	-Inf	96.75	3	Vertical	25	1.69	-	34.27	5.50	33.34
PK	5.929G	62.32	68.20	-5.88	55.01	3	Vertical	25	1.69	-	35.02	5.61	33.32

802.11ax HEW80_Nss1,(MCS0)_4TX

11/07/2020

5775MHz_TX



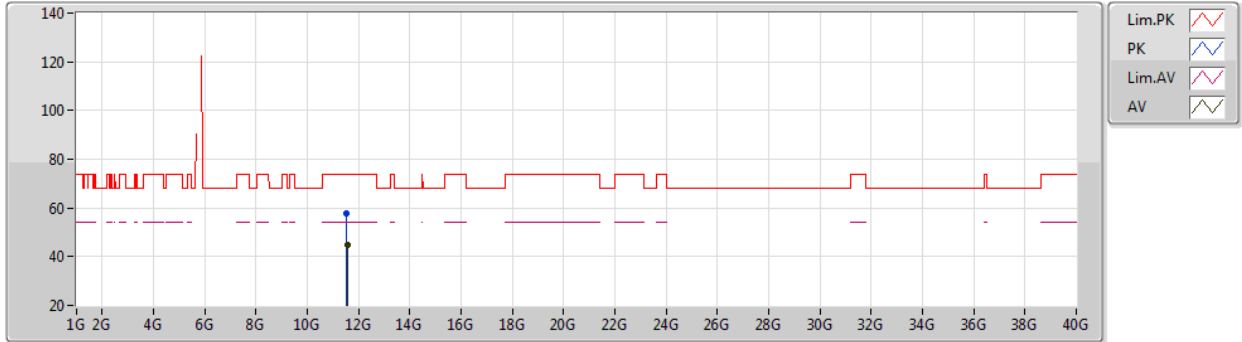
EUT Y_4TX
Setting 90
04-E-S-5

Type	Freq (Hz)	Level (dBuV/m)	Limit (dBuV/m)	Margin (dB)	Raw (dBuV)	Dist (m)	Condition	Azimuth (°)	Height (m)	Comment	AF (dB)	CL (dB)	PA (dB)
PK	5.649G	67.03	68.20	-1.17	60.95	3	Horizontal	224	1.80	-	34.05	5.40	33.37
PK	5.779G	111.87	Inf	-Inf	105.45	3	Horizontal	224	1.80	-	34.26	5.50	33.34
AV	5.764G	101.04	Inf	-Inf	94.68	3	Horizontal	224	1.80	-	34.23	5.48	33.35
PK	5.925G	61.79	68.20	-6.41	54.50	3	Horizontal	224	1.80	-	35.00	5.61	33.32

802.11ax HEW80_Nss1,(MCS0)_4TX

11/07/2020

5775MHz_TX



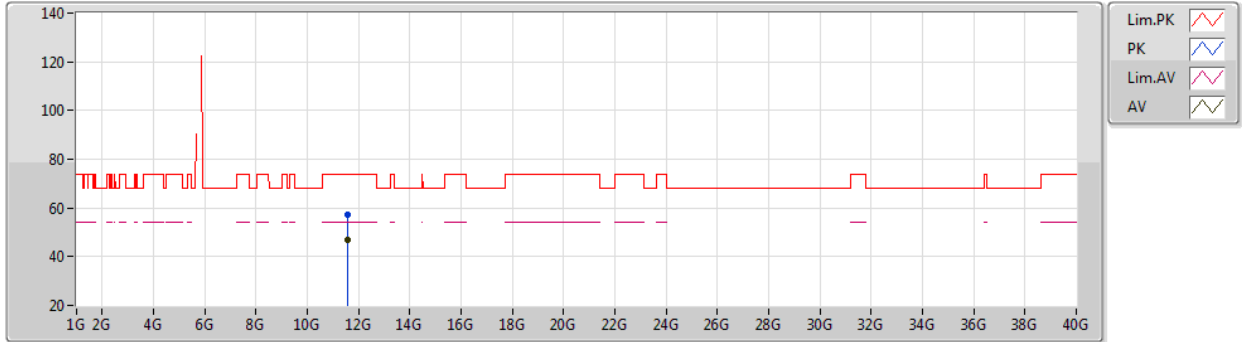
EUT Y_4TX
Setting 90
02-C-K-3

Type	Freq (Hz)	Level (dBuV/m)	Limit (dBuV/m)	Margin (dB)	Raw (dBuV)	Dist (m)	Condition	Azimuth (°)	Height (m)	Comment	AF (dB)	CL (dB)	PA (dB)
PK	11.54792G	57.95	74.00	-16.05	41.76	-	Vertical	235	1.44	-	38.94	8.87	31.62
AV	11.5498G	44.96	54.00	-9.04	28.77	-	Vertical	235	1.44	-	38.94	8.87	31.62

802.11ax HEW80_Nss1,(MCS0)_4TX

11/07/2020

5775MHz_TX



EUT Y_4TX
Setting 90
02-C-K-3

Type	Freq (Hz)	Level (dBuV/m)	Limit (dBuV/m)	Margin (dB)	Raw (dBuV)	Dist (m)	Condition	Azimuth (°)	Height (m)	Comment	AF (dB)	CL (dB)	PA (dB)
PK	11.55044G	57.00	74.00	-17.00	40.81	-	Horizontal	235	1.44	-	38.94	8.87	31.62
AV	11.54984G	46.67	54.00	-7.33	30.48	-	Horizontal	235	1.44	-	38.94	8.87	31.62



RSE Co-location Result

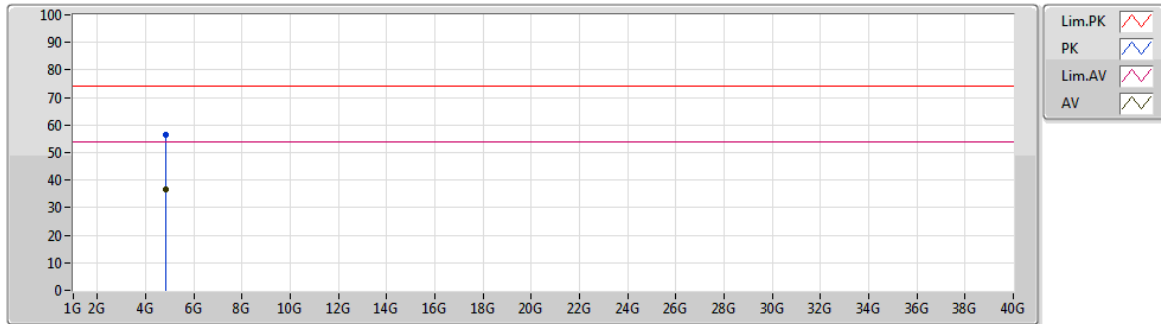
Appendix F

Summary

Mode	Result	Type	Freq (Hz)	Level (dBuV/m)	Limit (dBuV/m)	Margin (dB)	Condition
Mode 1	Pass	PK	4.82393G	58.97	74.00	-15.03	Horizontal



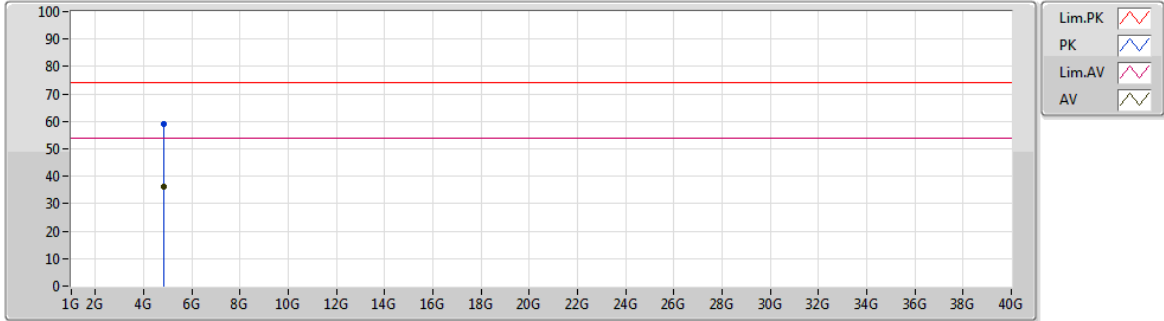
01/07/2020



Type	Freq (Hz)	Level (dBuV/m)	Limit (dBuV/m)	Margin (dB)	Factor (dB)	Dist (m)	Condition	Azimuth (°)	Height (m)	Comment	Raw (dBuV)	AF (dB)	CL (dB)	PA (dB)
PK	4.82415G	56.34	74.00	-17.66	4.05	3	Vertical	171	1.00	-	52.29	32.60	4.93	33.48
AV	4.82431G	36.63	54.00	-17.37	4.05	3	Vertical	171	1.00	"Worst"	32.58	32.60	4.93	33.48



01/07/2020



Type	Freq (Hz)	Level (dBuV/m)	Limit (dBuV/m)	Margin (dB)	Factor (dB)	Dist (m)	Condition	Azimuth (°)	Height (m)	Comment	Raw (dBuV)	AF (dB)	CL (dB)	PA (dB)
PK	4.82393G	58.97	74.00	-15.03	4.05	3	Horizontal	188	1.00	"Worst"	54.92	32.60	4.93	33.48
AV	4.82407G	36.10	54.00	-17.90	4.05	3	Horizontal	188	1.00	-	32.05	32.60	4.93	33.48