

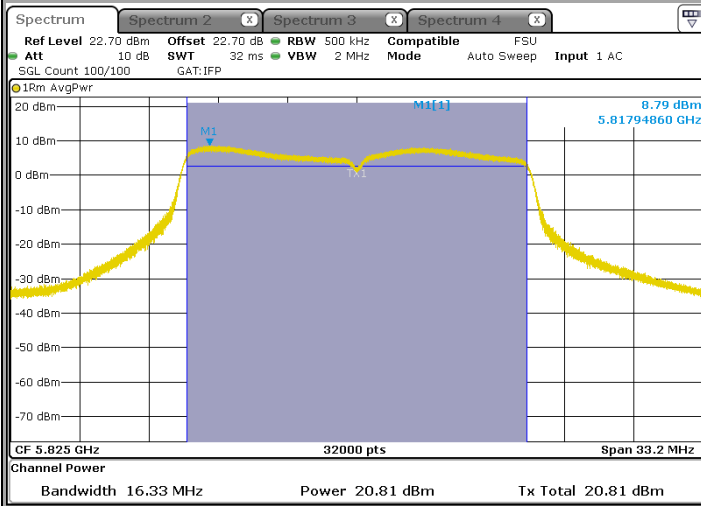


L C I E

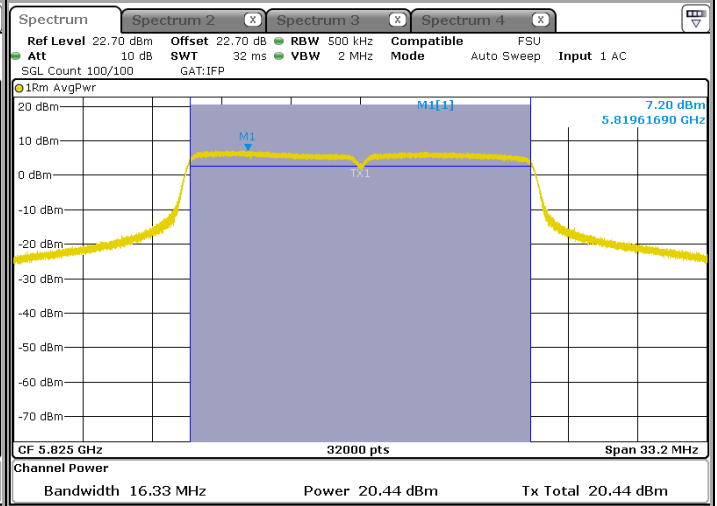
802.11a

C13 (RBW = 500kHz)

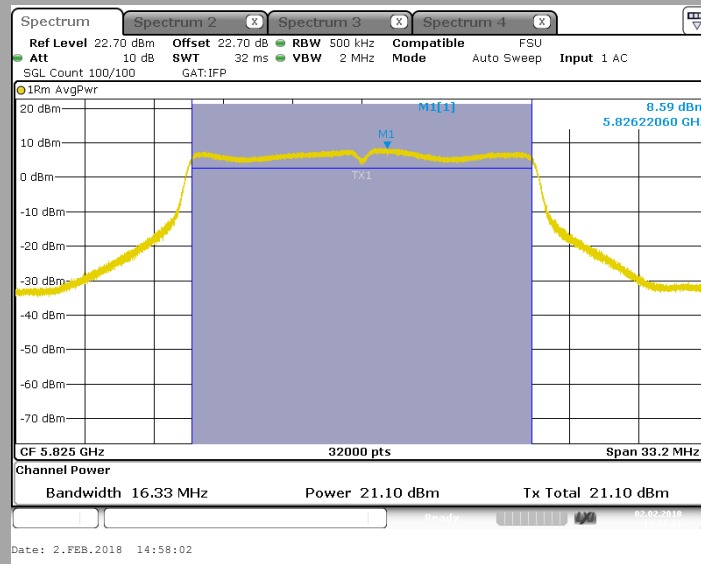
Tx1



Tx2



Tx3





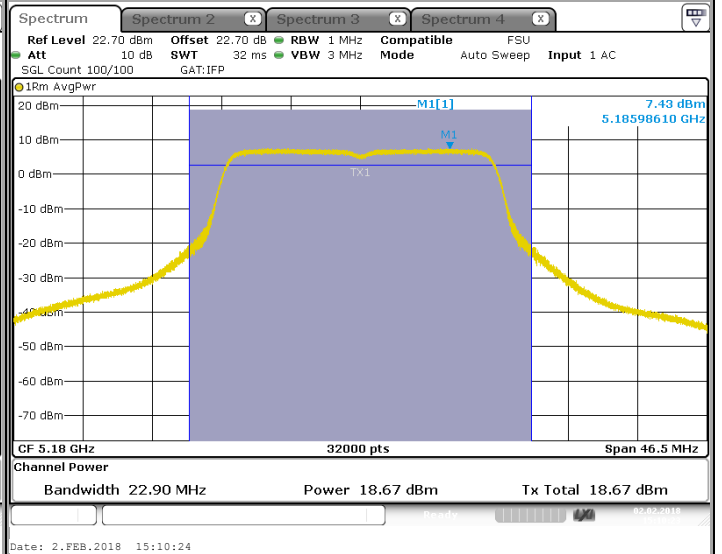
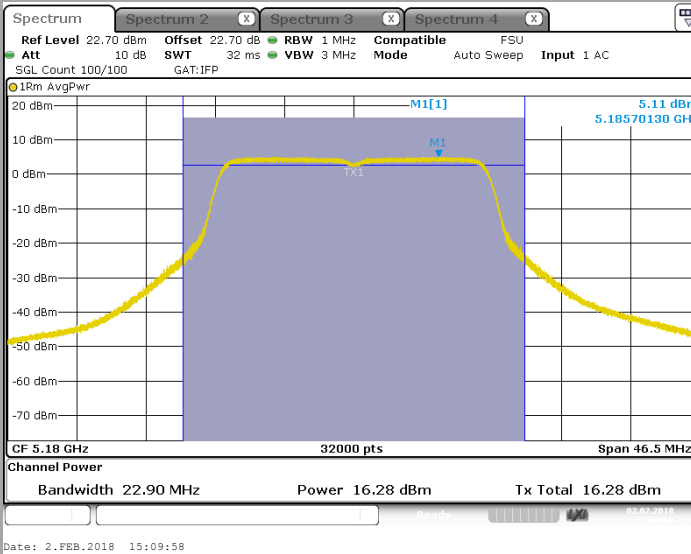
L C I E

802.11n HT20/ac VHT20

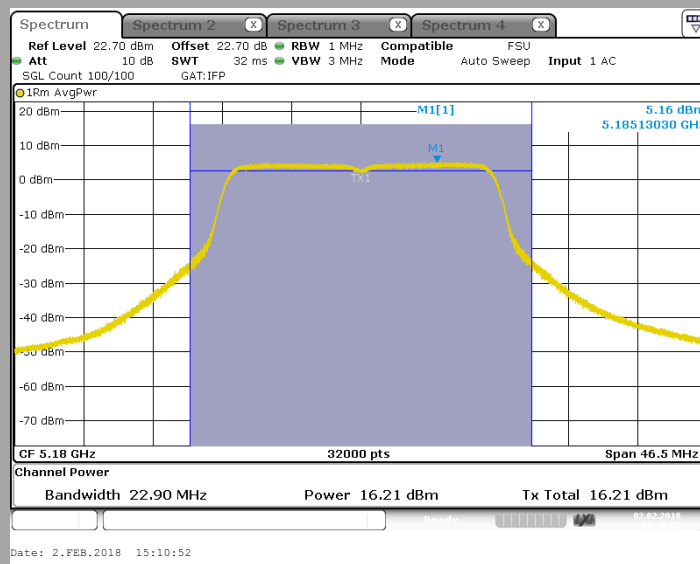
C1

Tx1

Tx2



Tx3





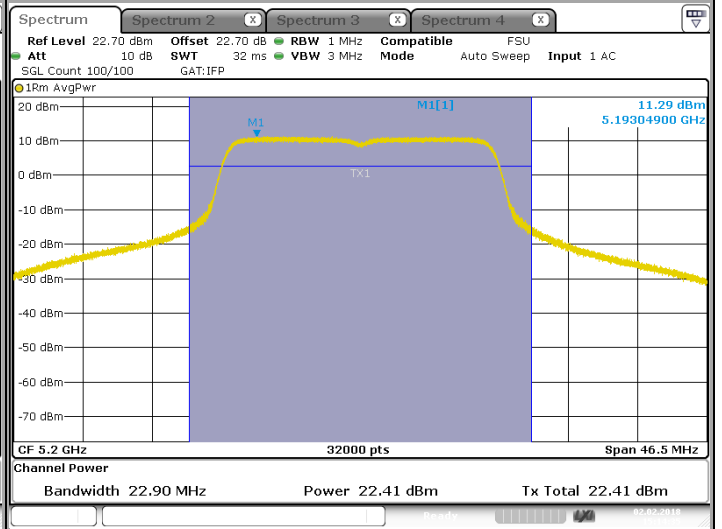
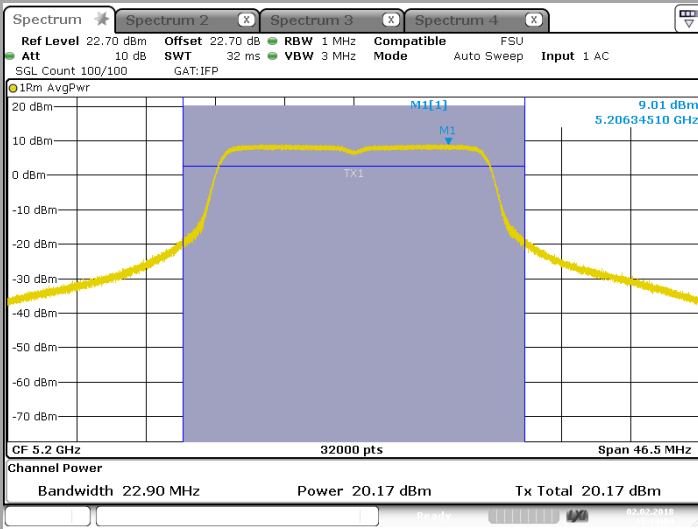
L C I E

802.11n HT20/ac VHT20

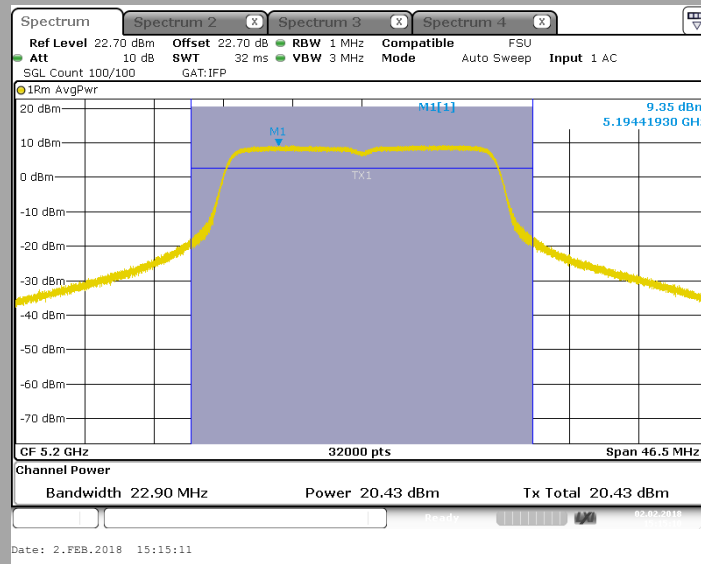
C2

Tx1

Tx2



Tx3





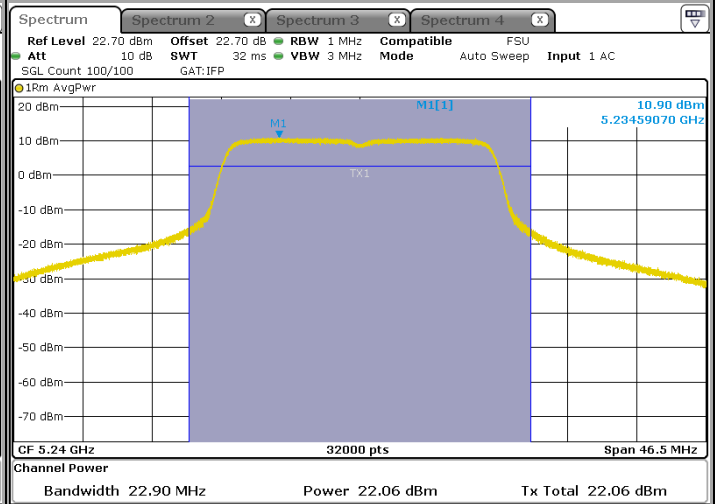
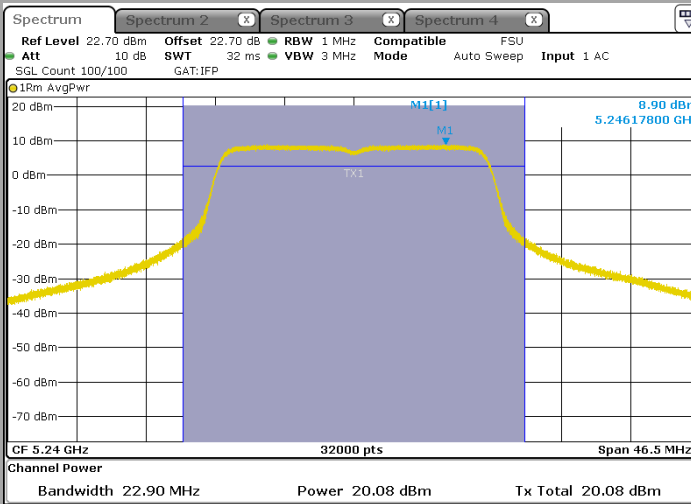
L C I E

802.11n HT20/ac VHT20

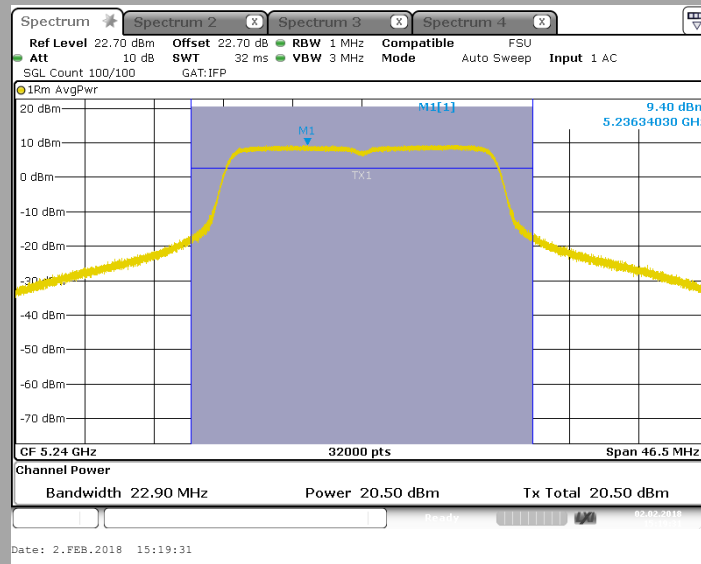
C3

Tx1

Tx2



Tx3





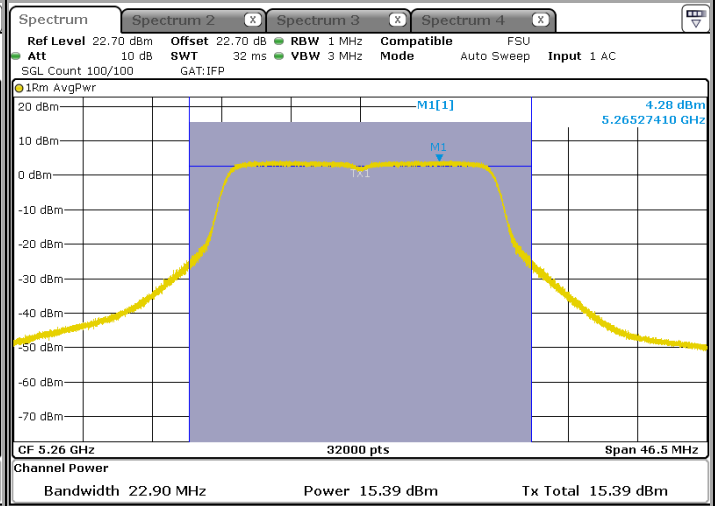
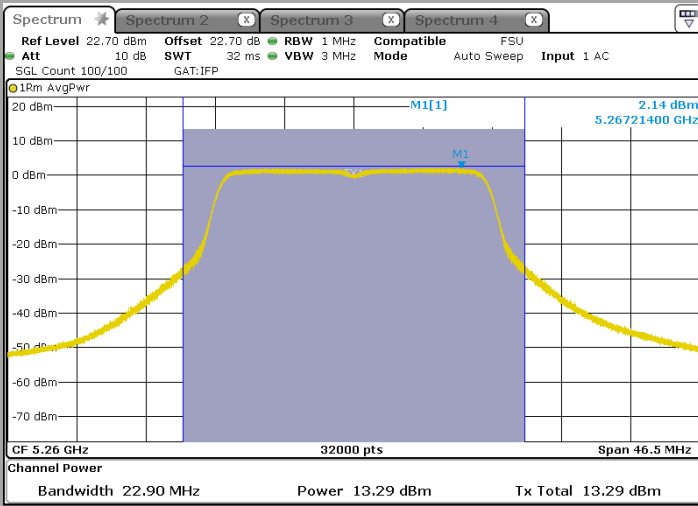
L C I E

802.11n HT20/ac VHT20

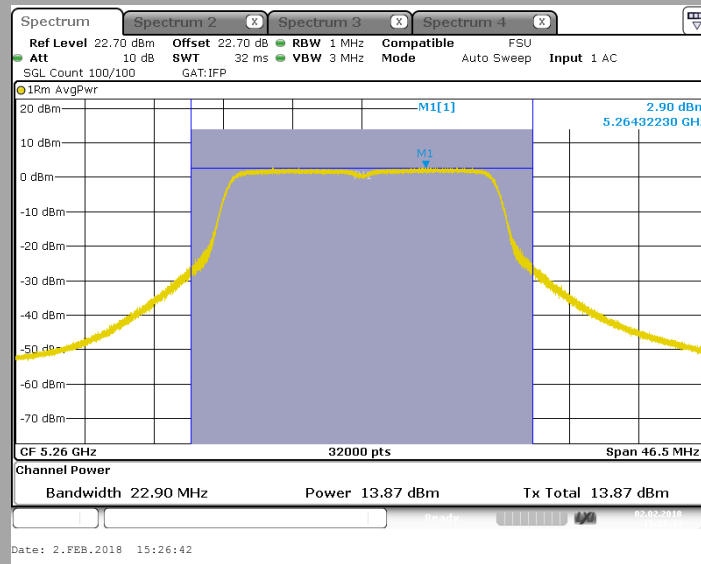
C4

Tx1

Tx2



Tx3





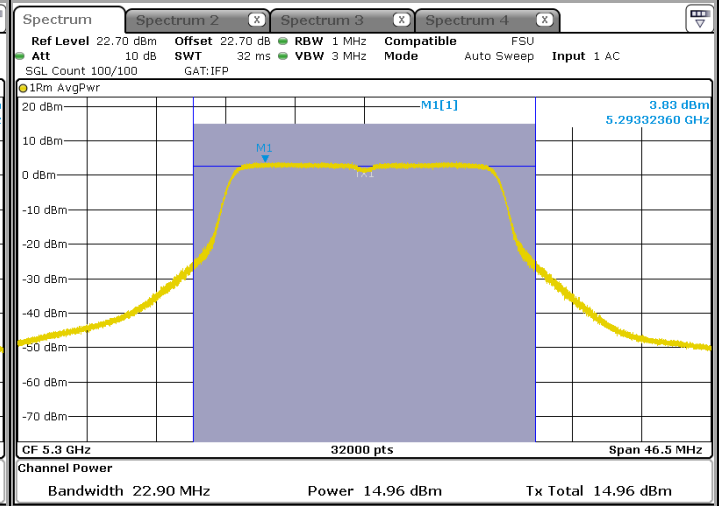
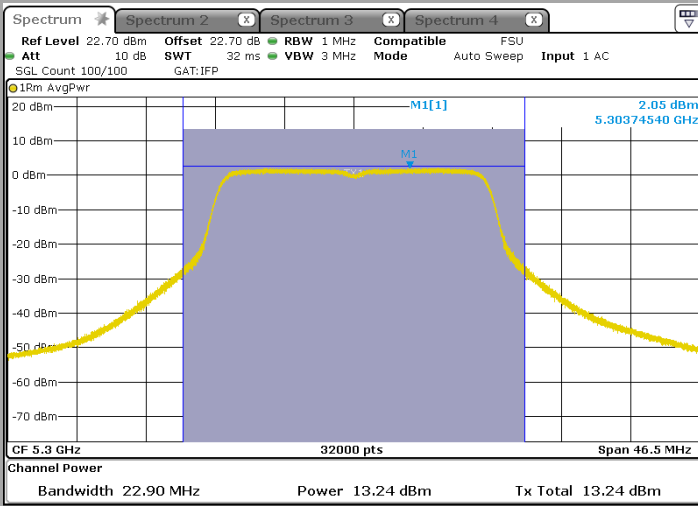
L C I E

802.11n HT20/ac VHT20

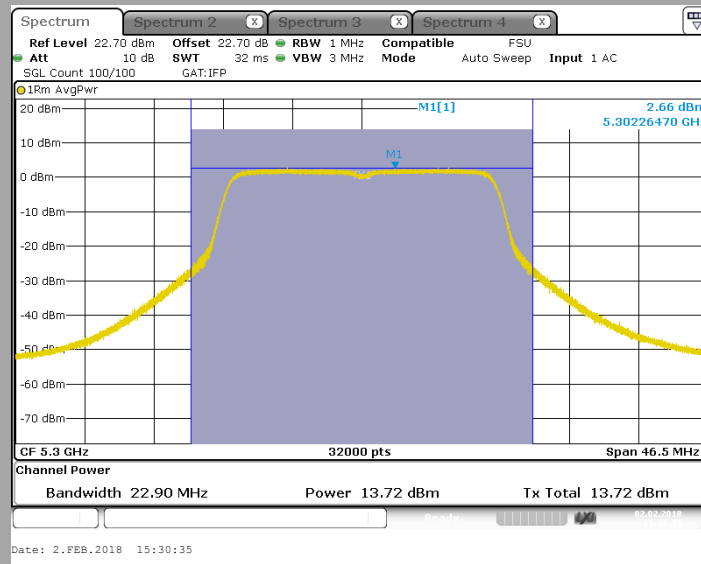
C5

Tx1

Tx2



Tx3





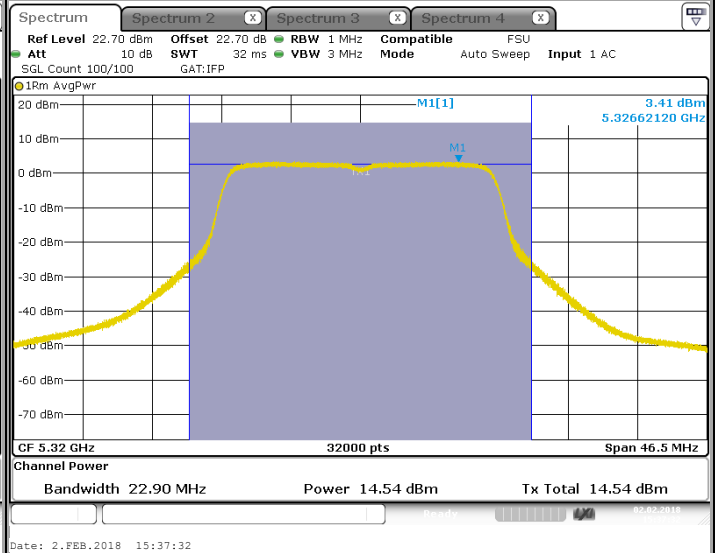
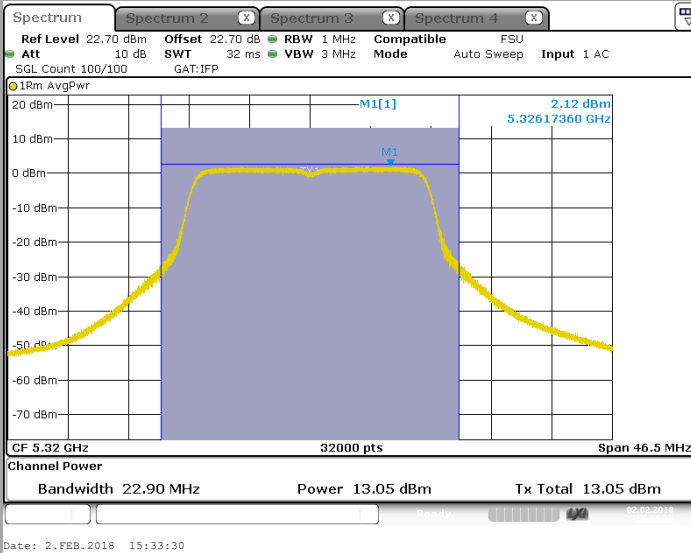
L C I E

802.11n HT20/ac VHT20

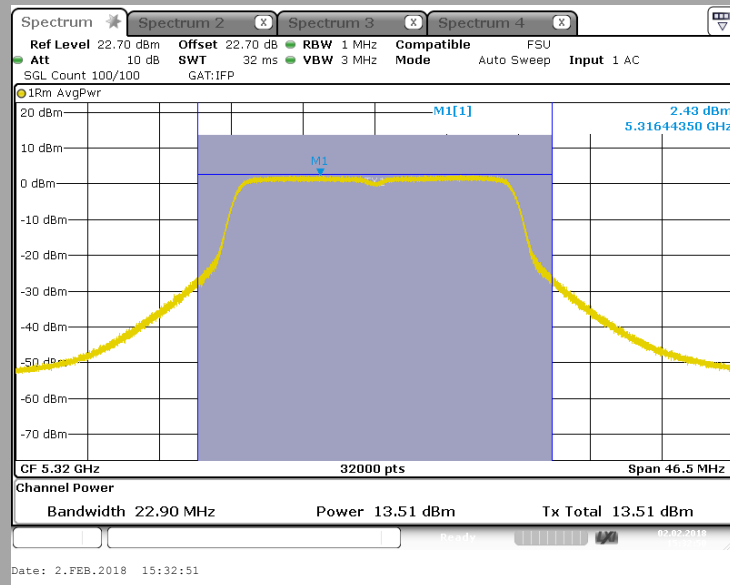
C6

Tx1

Tx2



Tx3





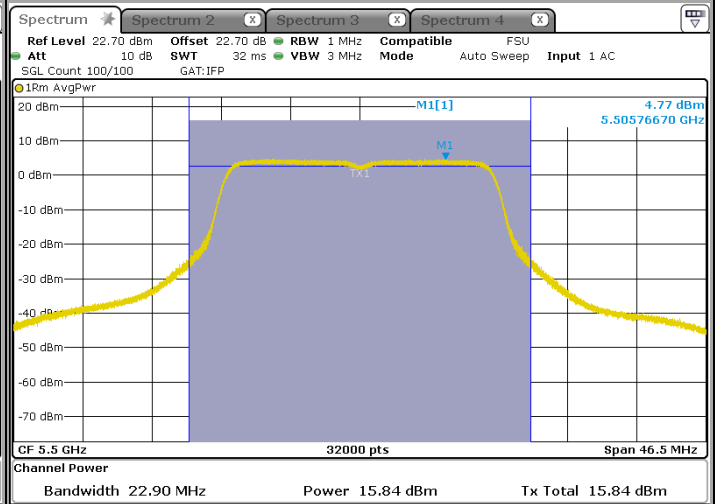
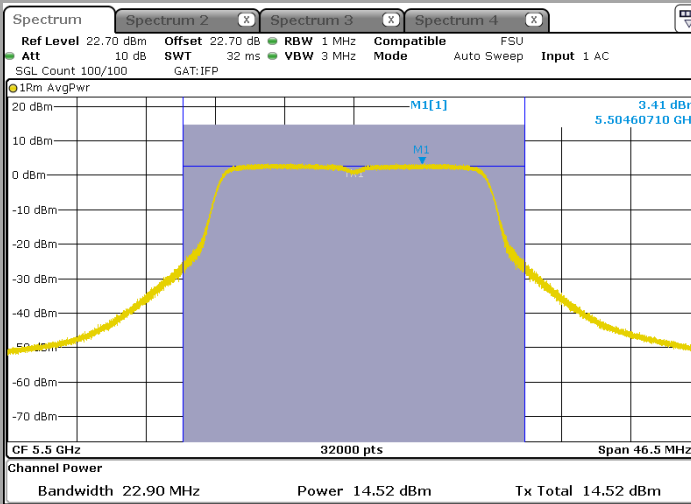
L C I E

802.11n HT20/ac VHT20

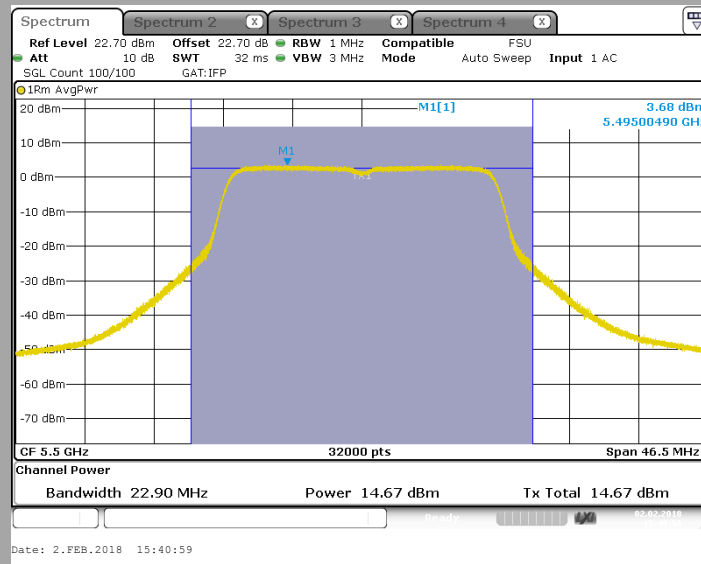
C7

Tx1

Tx2

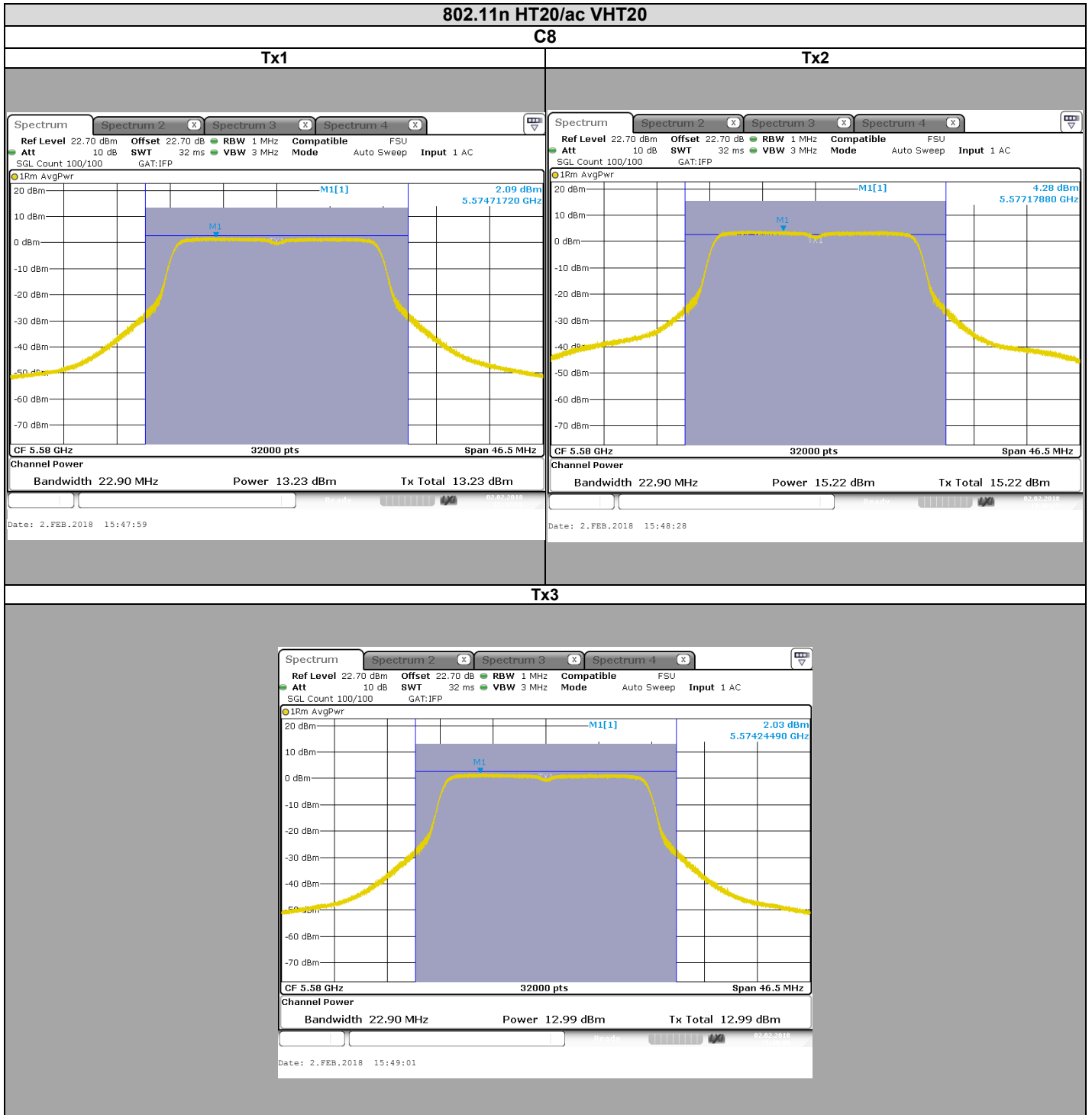


Tx3





L C I E





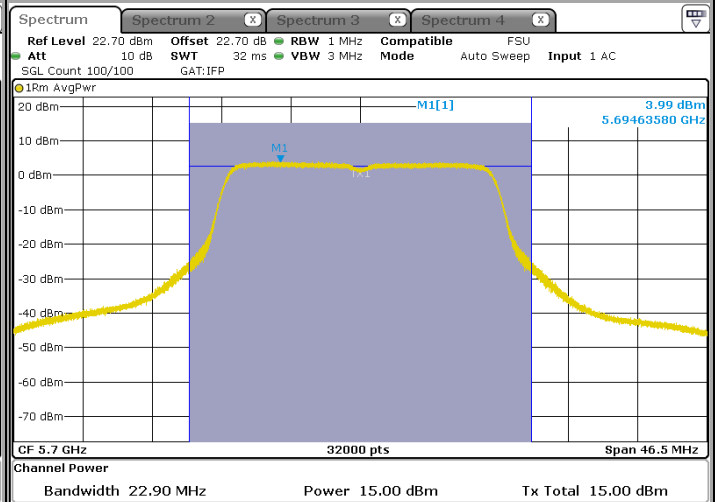
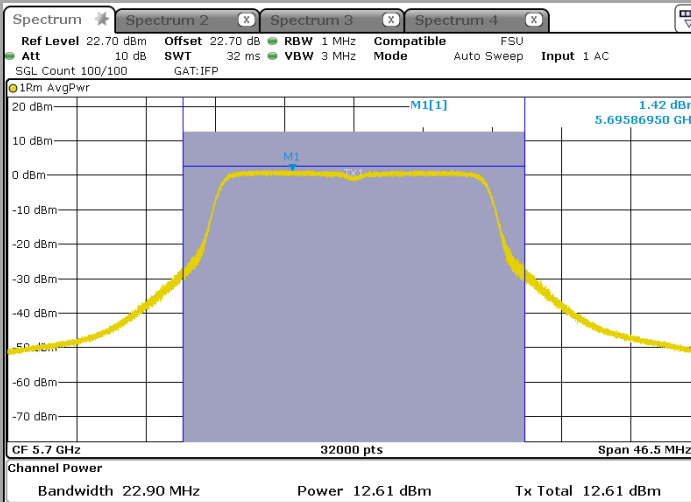
L C I E

802.11n HT20/ac VHT20

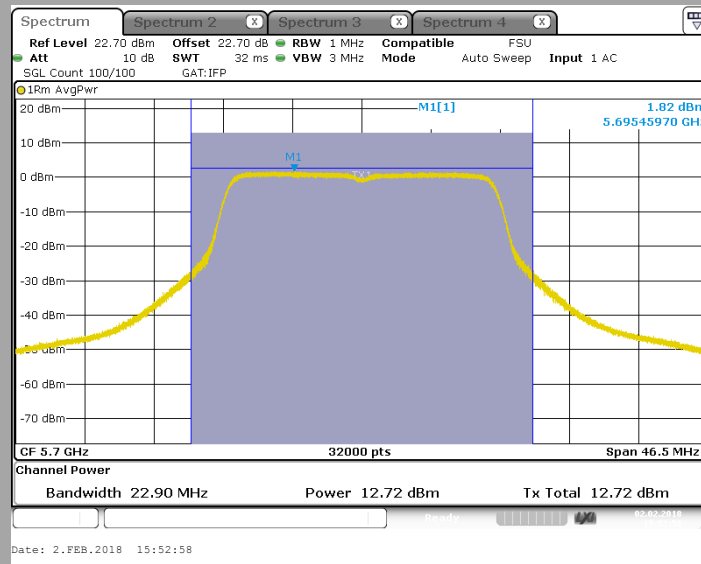
C9

Tx1

Tx2



Tx3





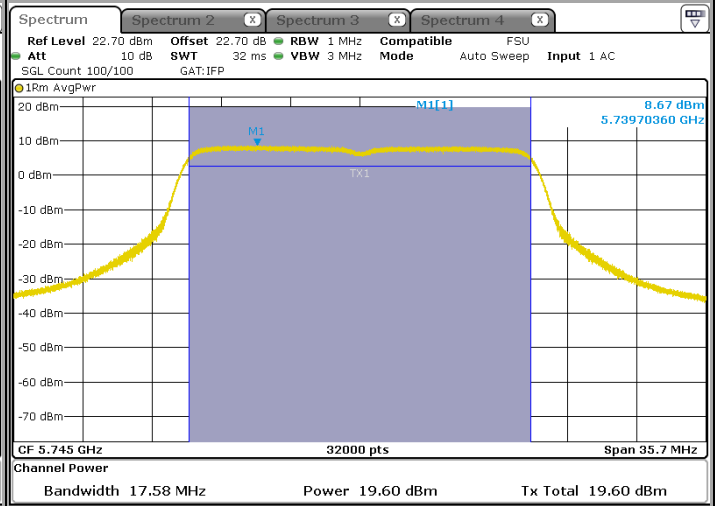
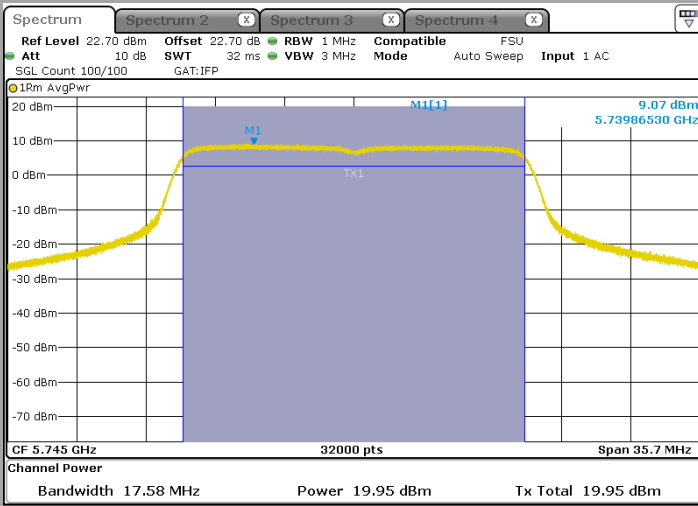
L C I E

802.11n HT20/ac VHT20

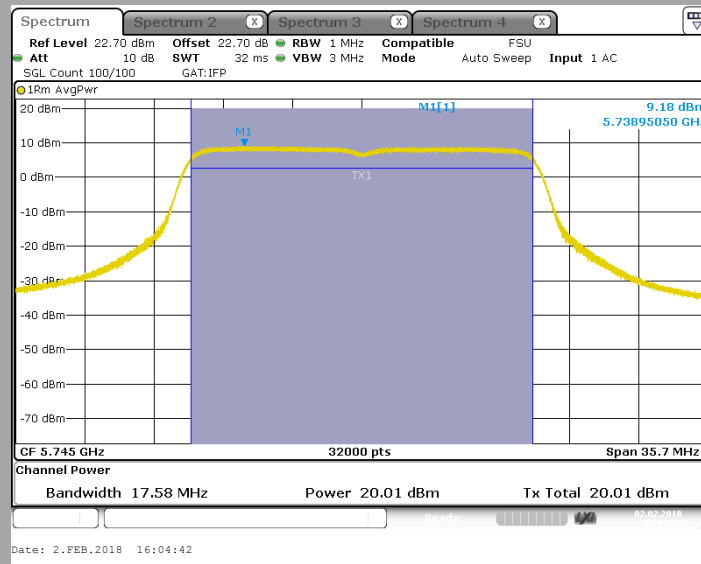
C11 (RBW = 1MHz)

Tx1

Tx2



Tx3



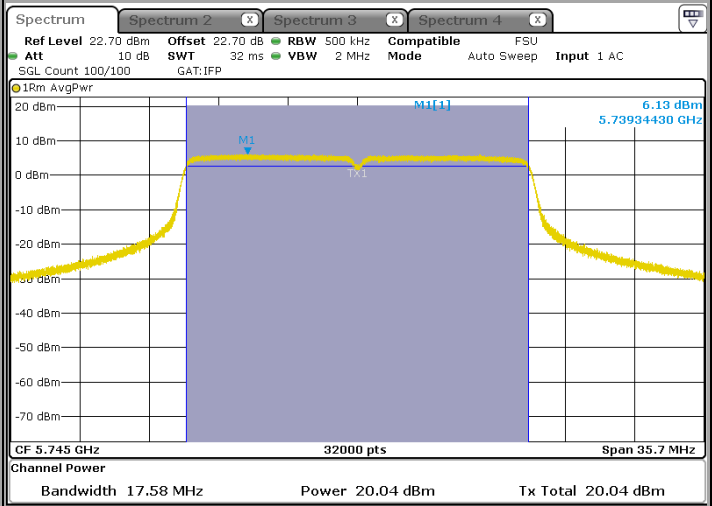
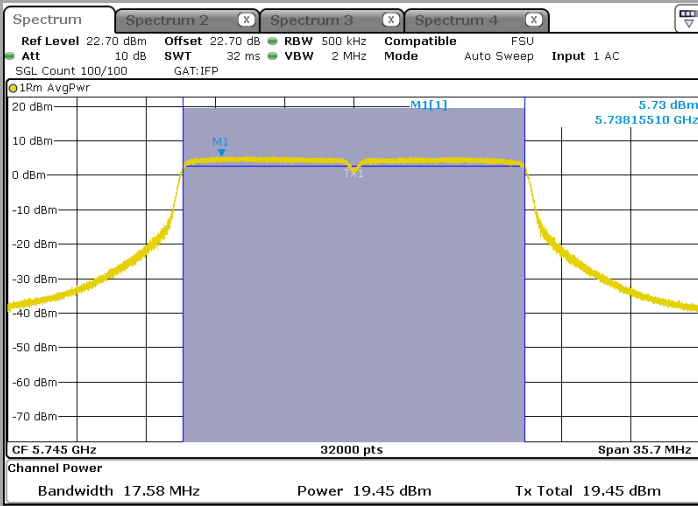


L C I E

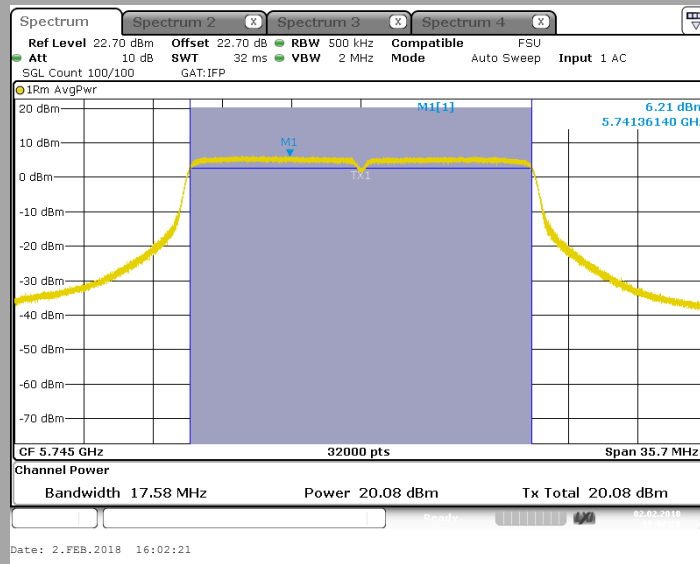
802.11n HT20/ac VHT20
C11 (RBW = 500kHz)

Tx1

Tx2

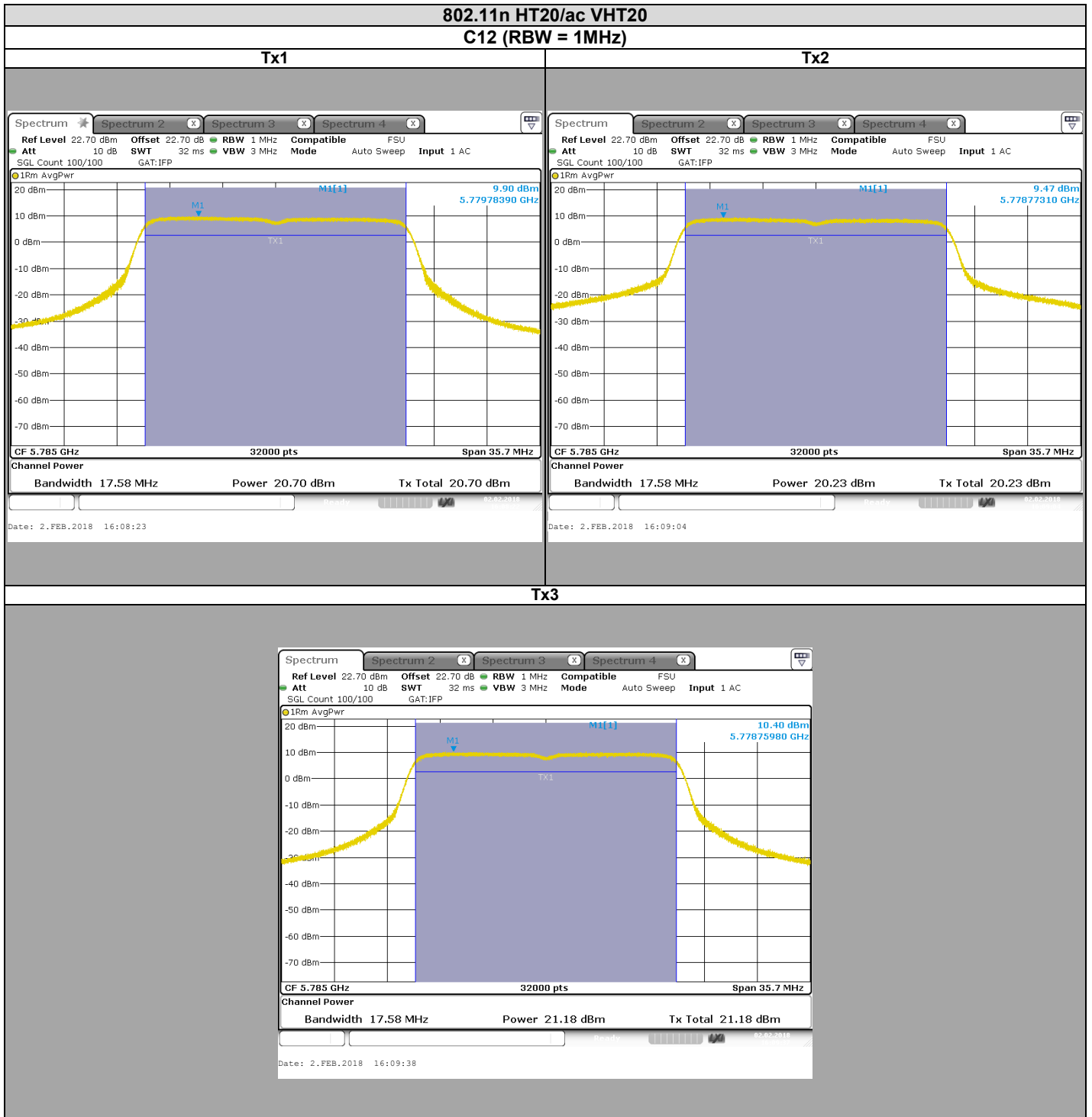


Tx3





L C I E



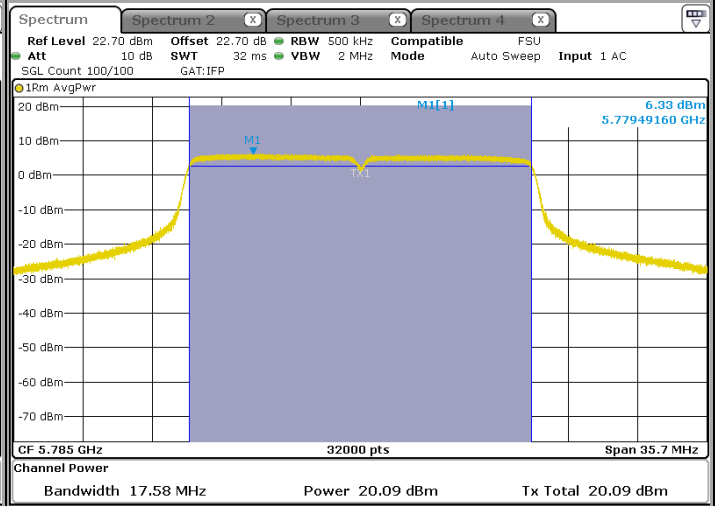
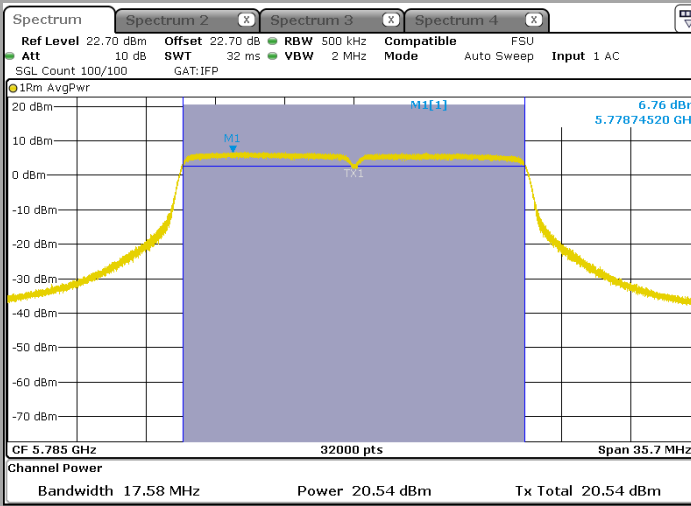


L C I E

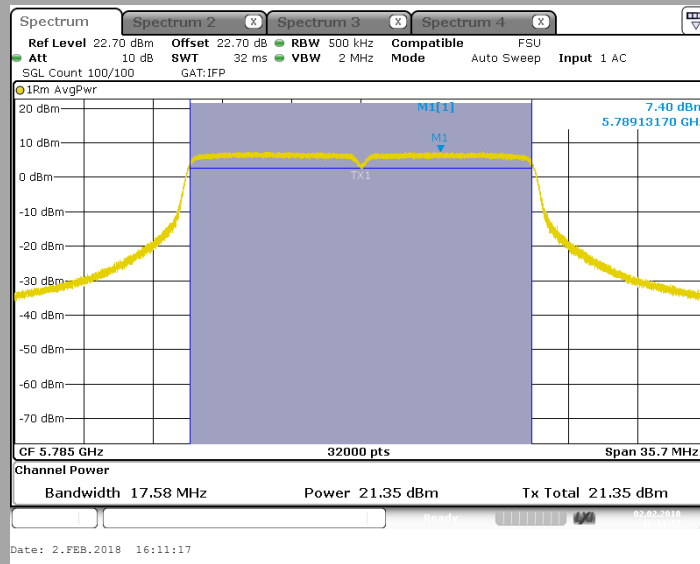
802.11n HT20/ac VHT20
C12 (RBW = 500kHz)

Tx1

Tx2

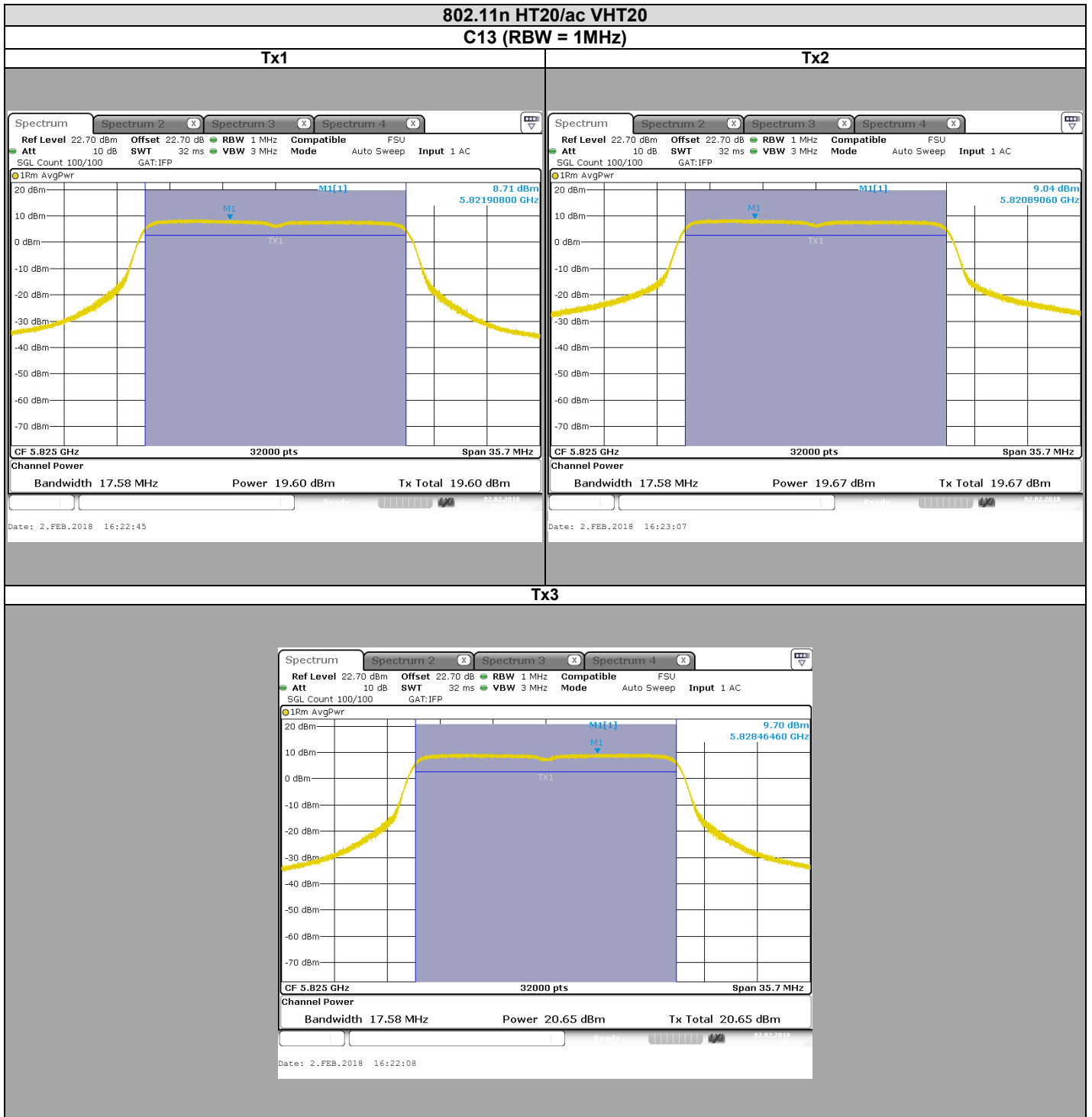


Tx3





L C I E



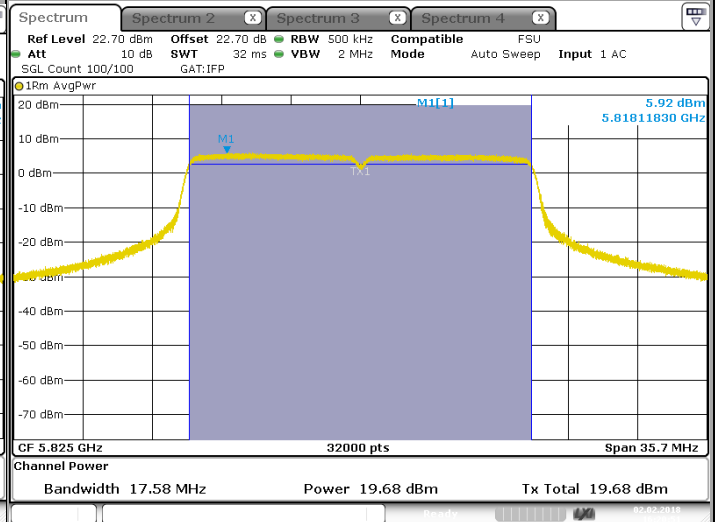
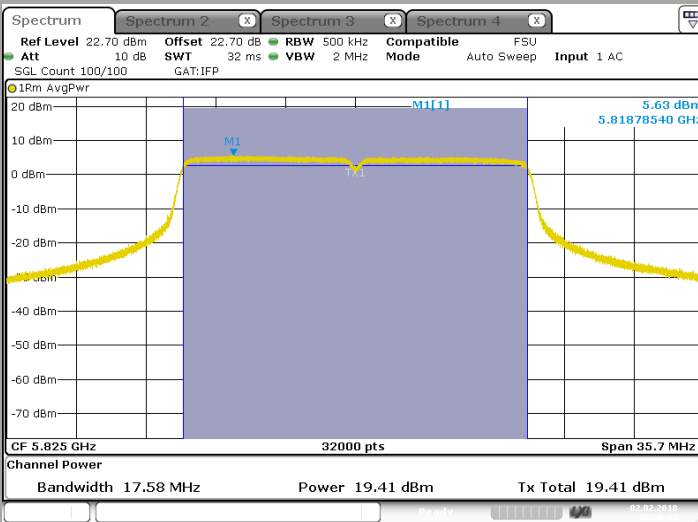


L C I E

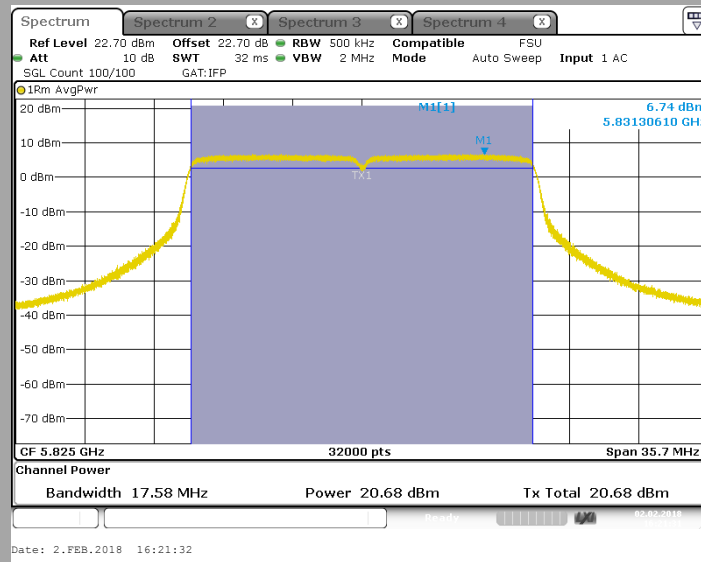
802.11n HT20/ac VHT20
C13 (RBW = 500kHz)

Tx1

Tx2



Tx3





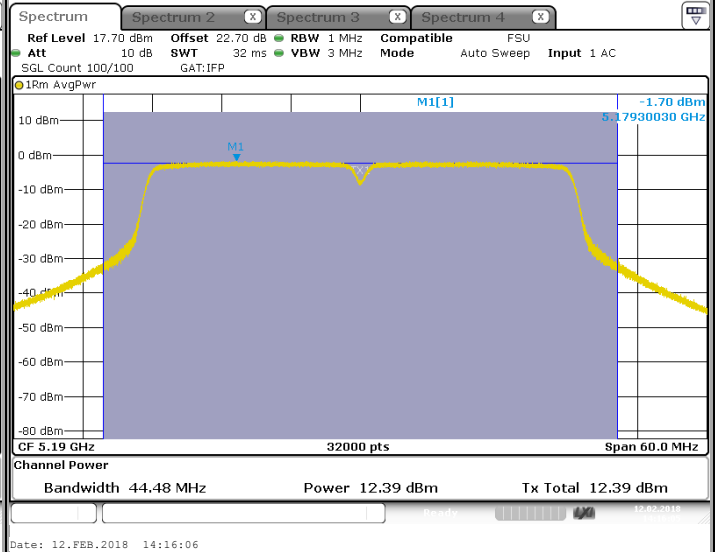
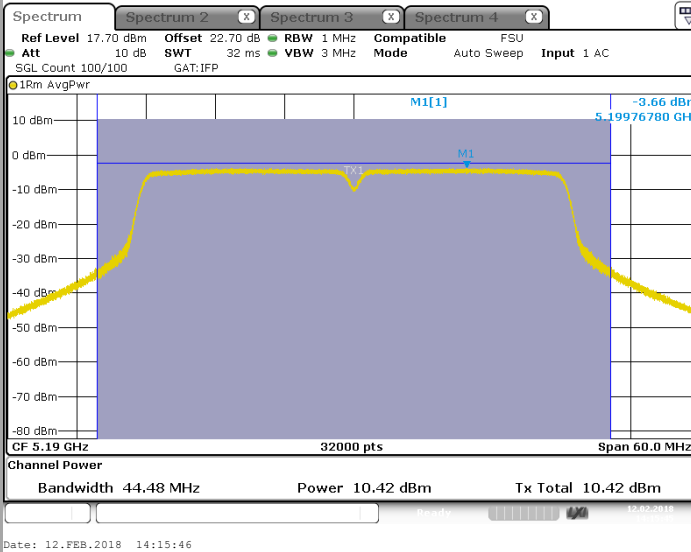
L C I E

802.11n HT40/ac VHT40

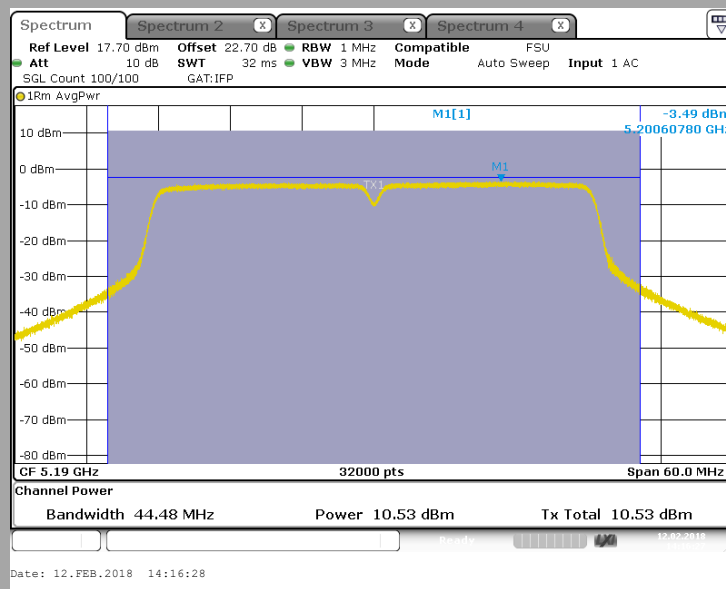
C14

Tx1

Tx2



Tx3





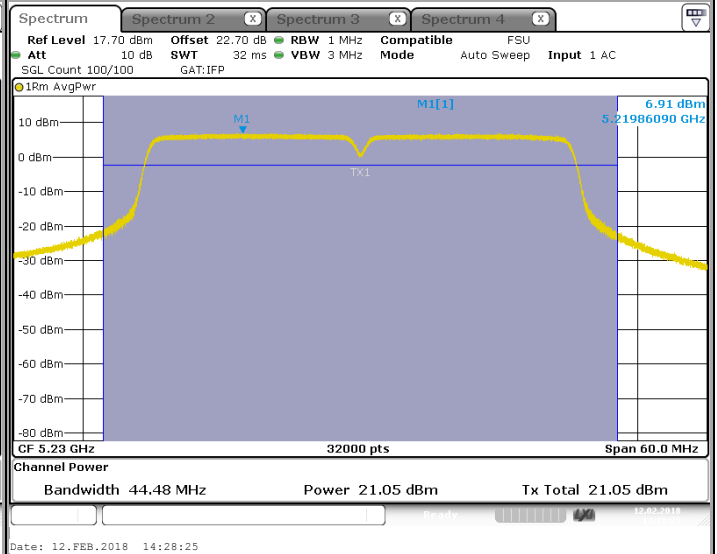
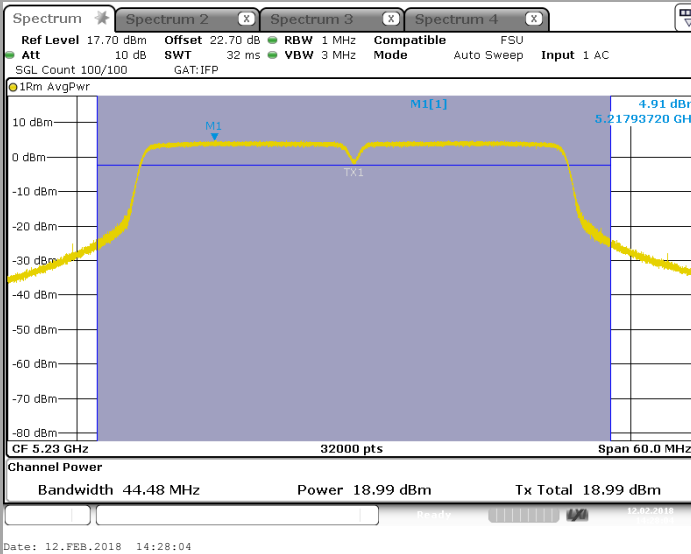
L C I E

802.11n HT40/ac VHT40

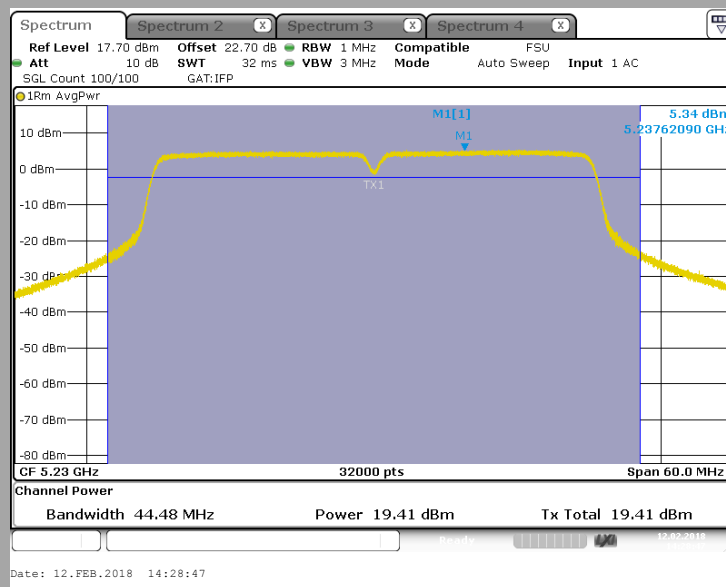
C15

Tx1

Tx2



Tx3





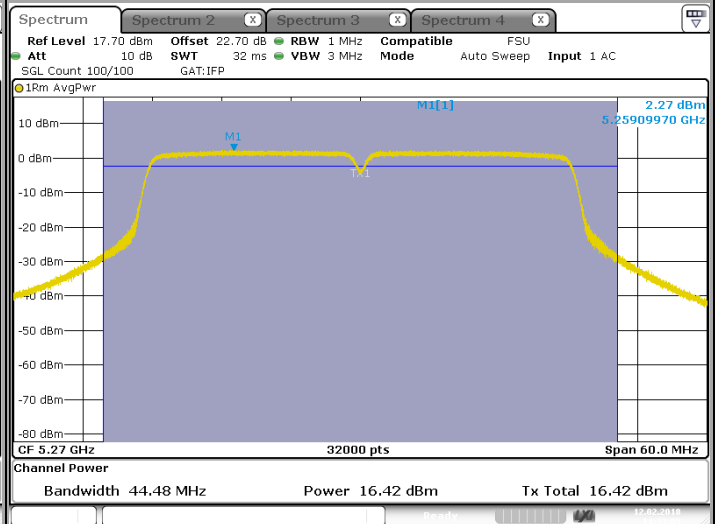
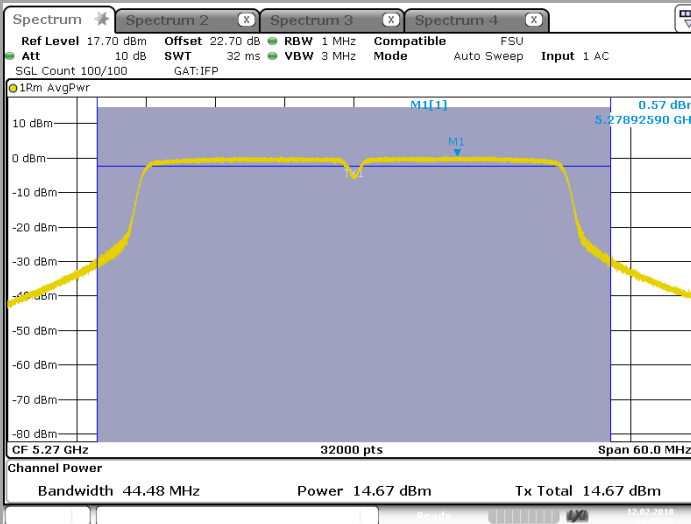
L C I E

802.11n HT40/ac VHT40

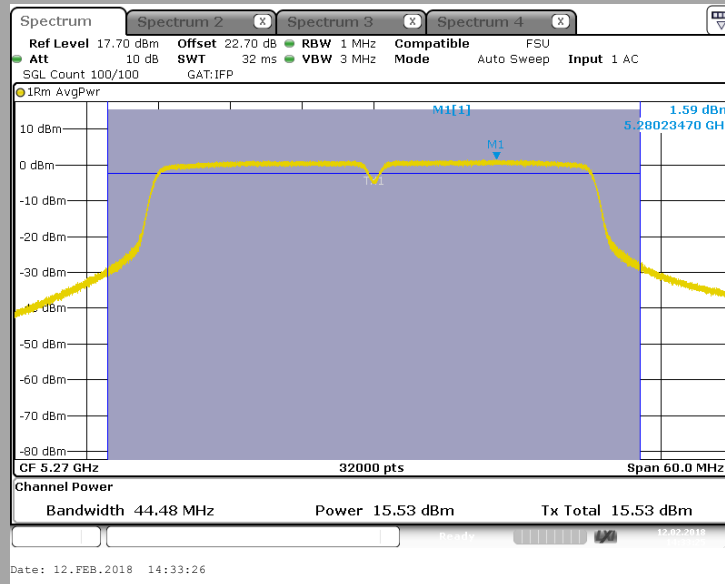
C16

Tx1

Tx2

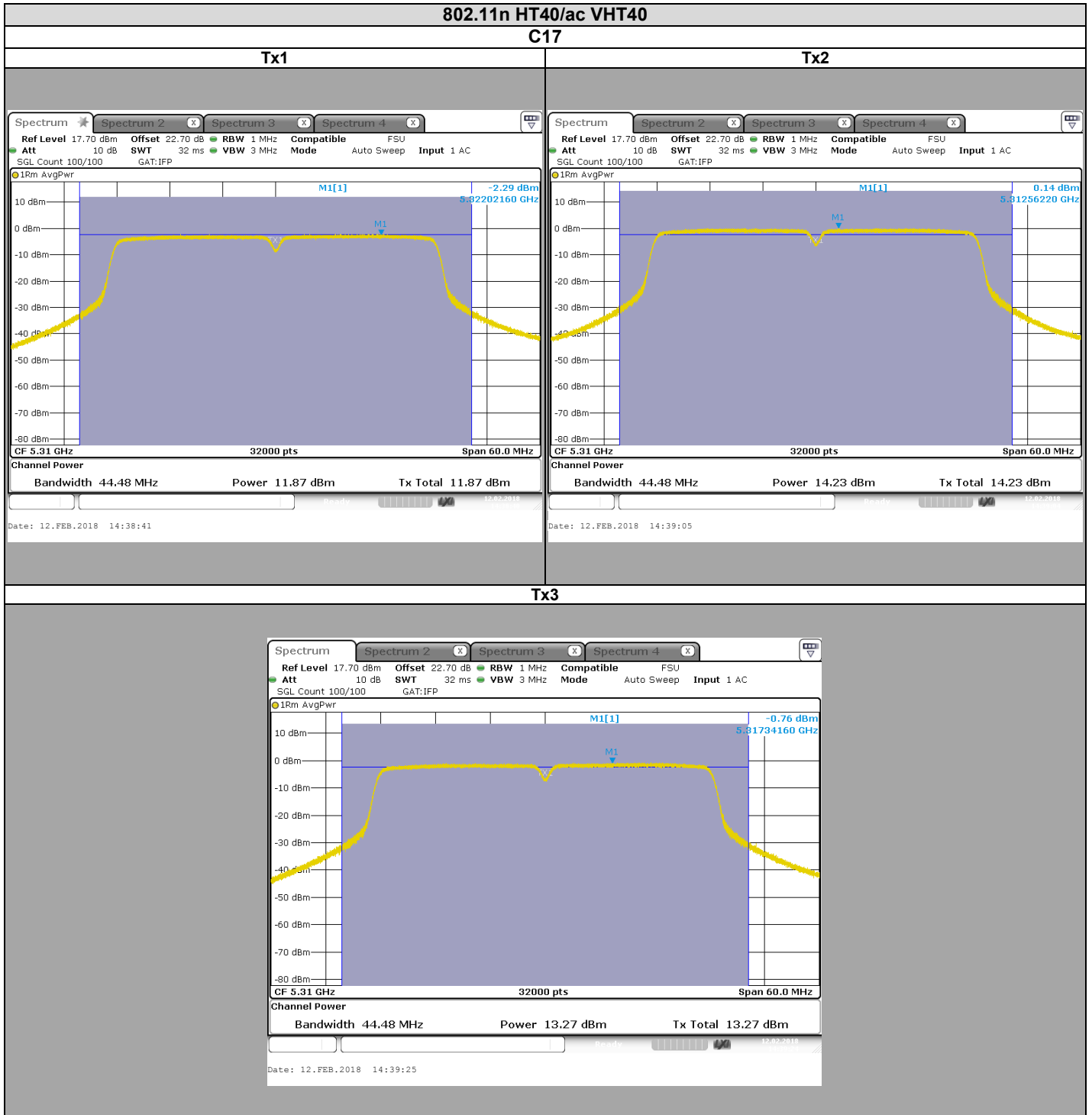


Tx3





L C I E





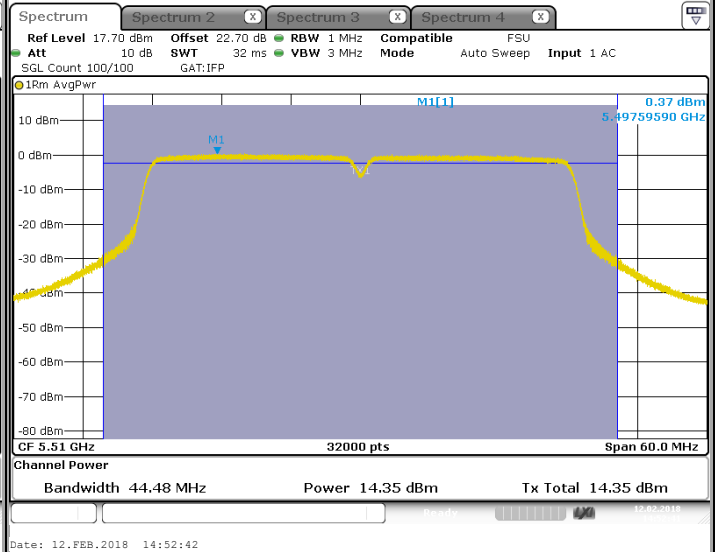
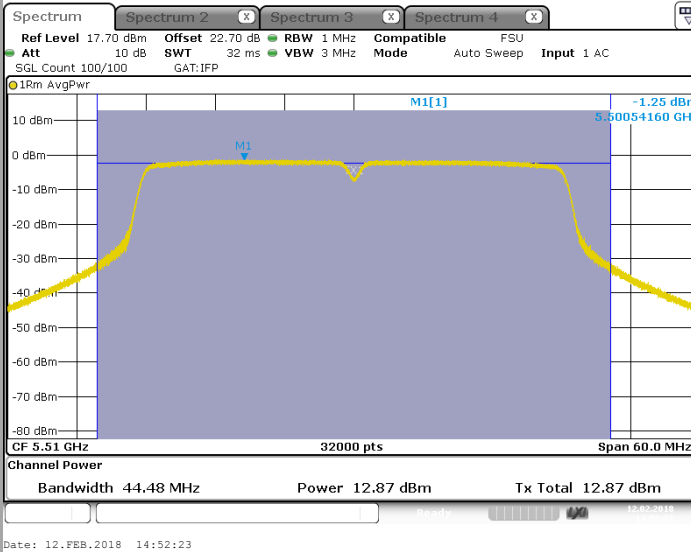
L C I E

802.11n HT40/ac VHT40

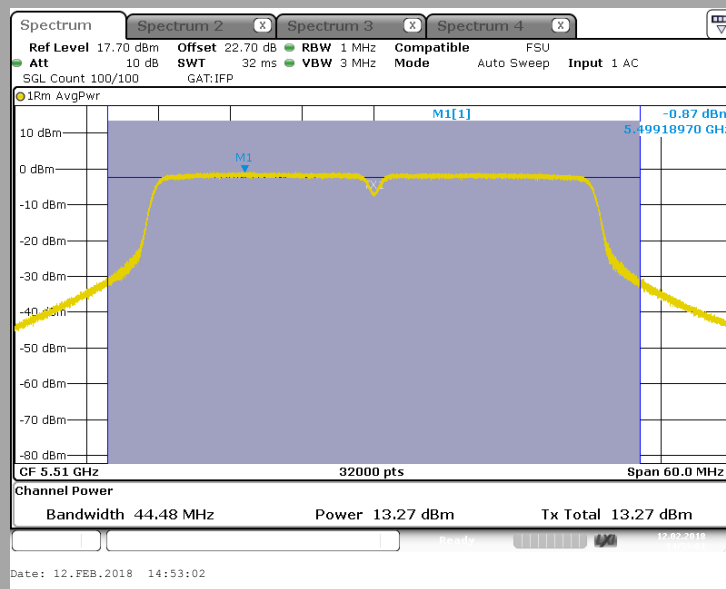
C18

Tx1

Tx2



Tx3





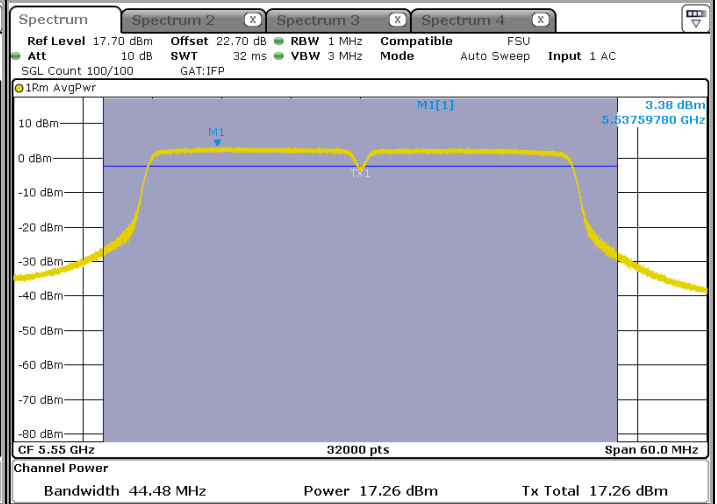
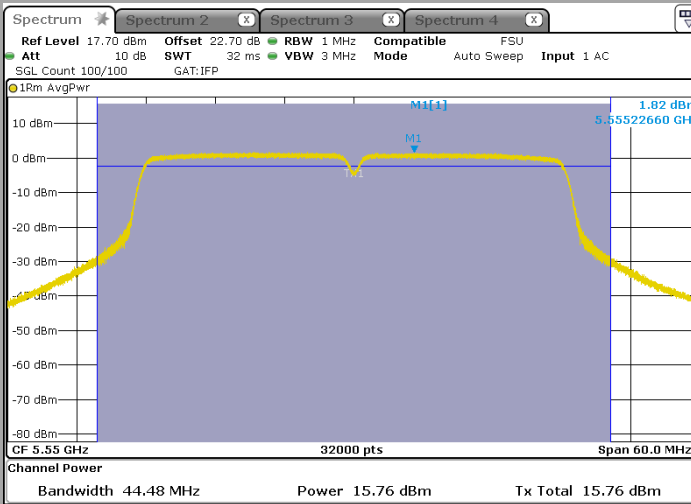
L C I E

802.11n HT40/ac VHT40

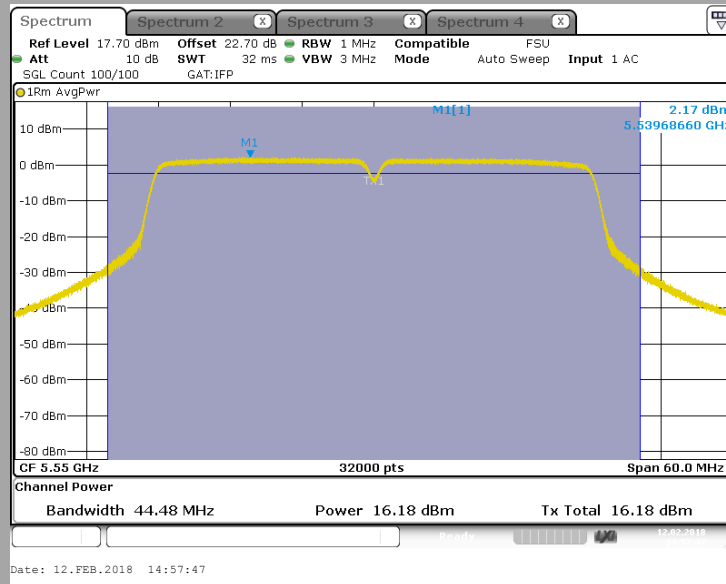
C19

Tx1

Tx2

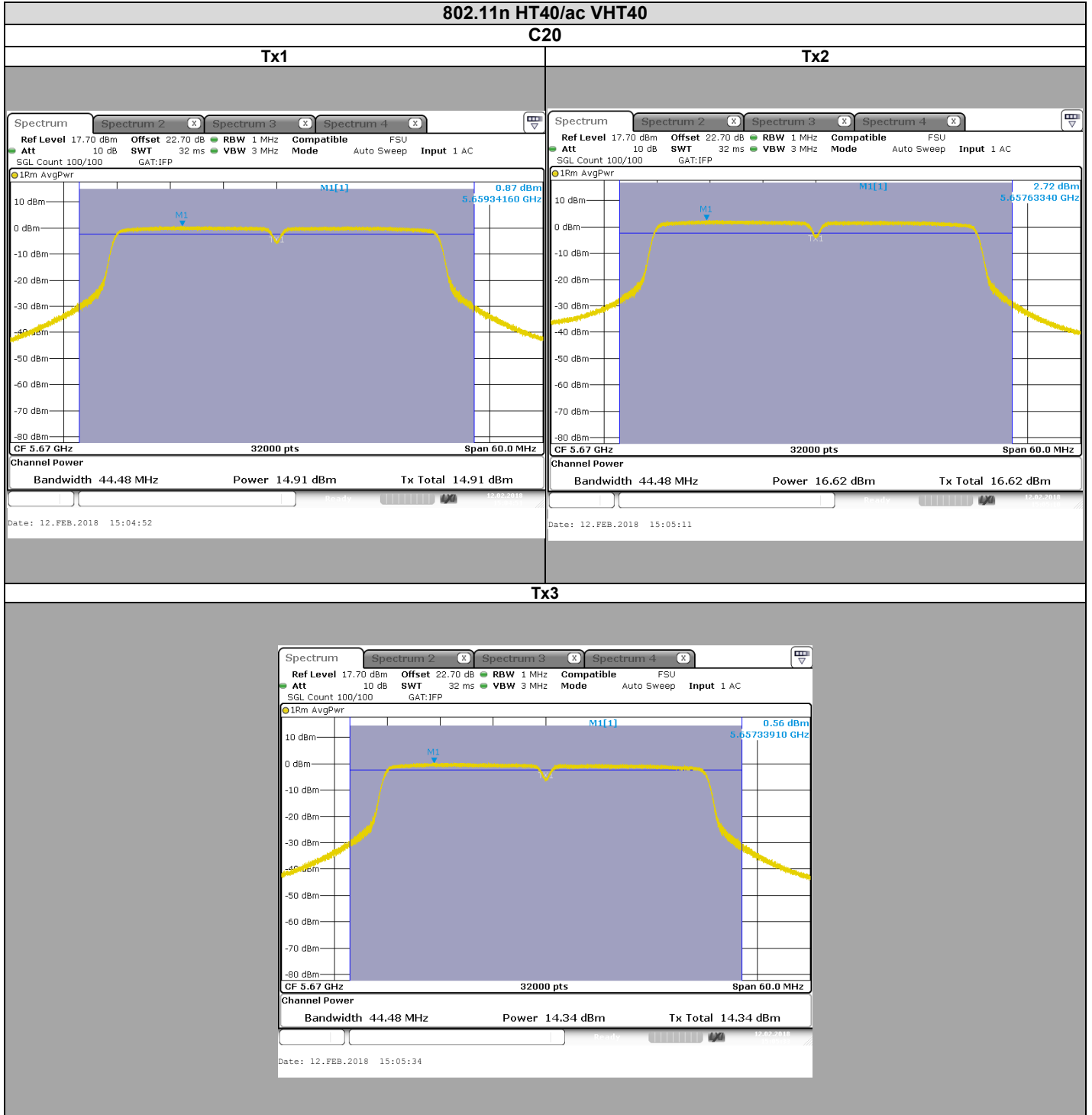


Tx3



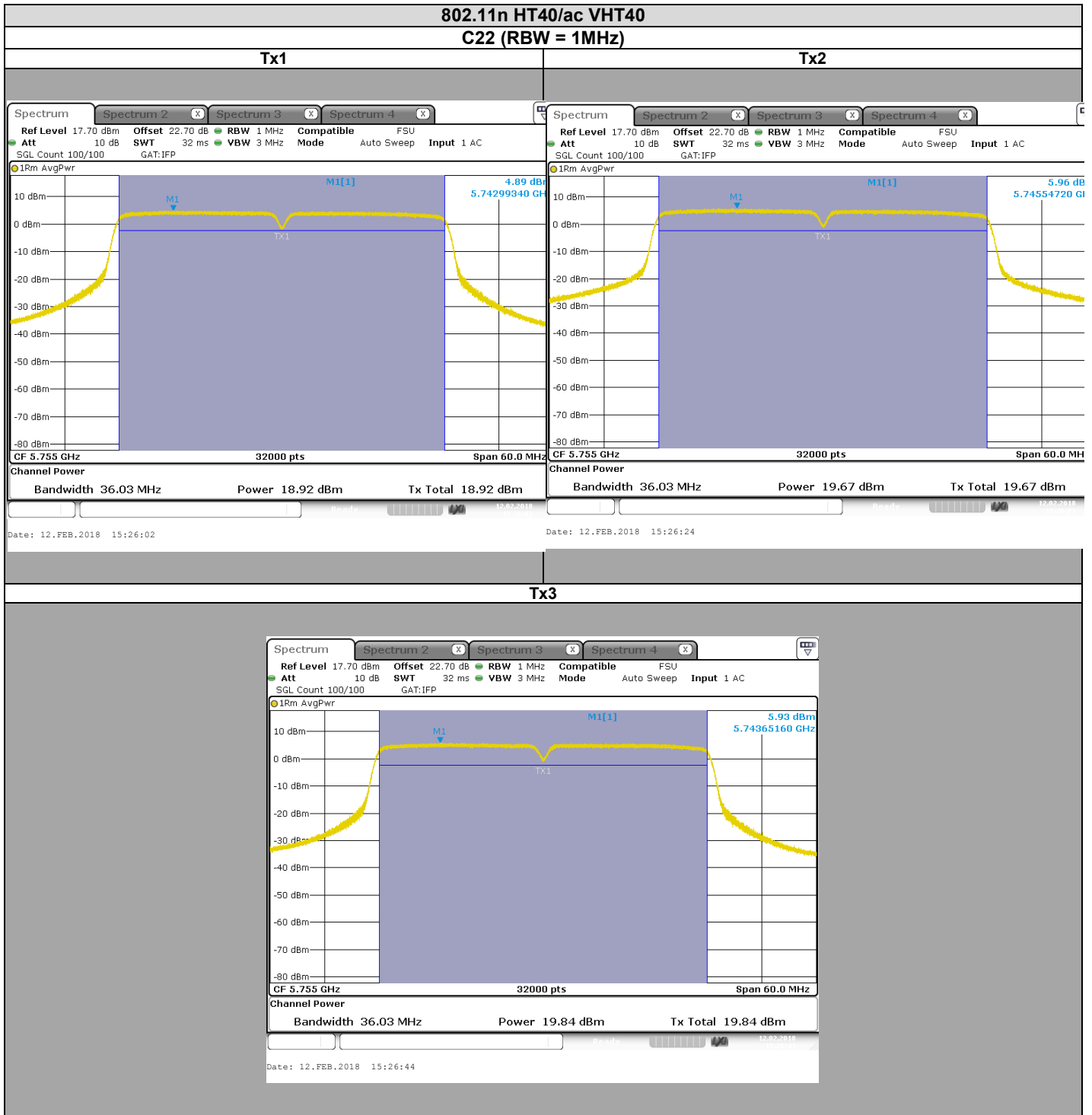


L C I E





L C I E



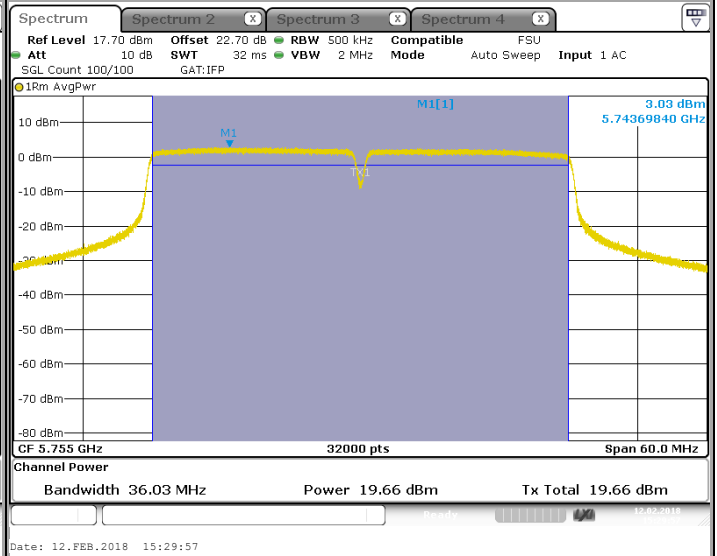
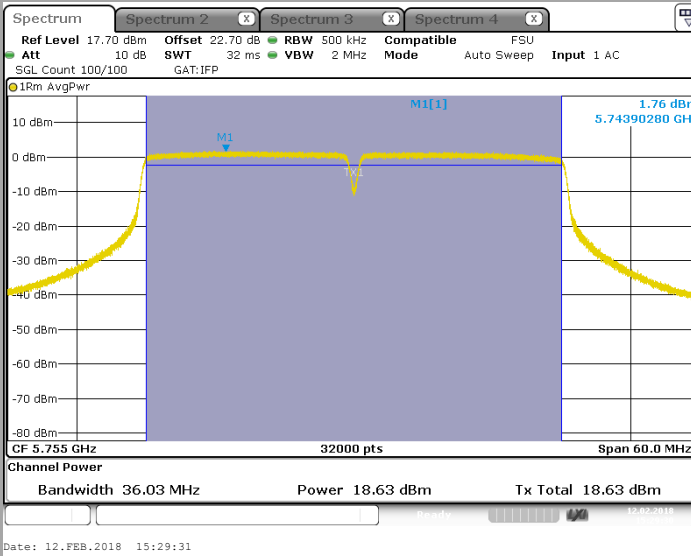


L C I E

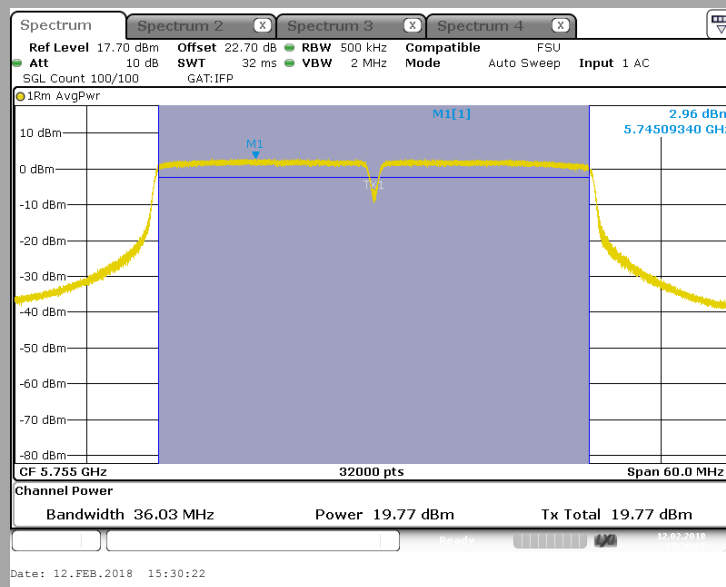
802.11n HT40/ac VHT40 C22 (RBW = 500kHz)

Tx1

Tx2



Tx3



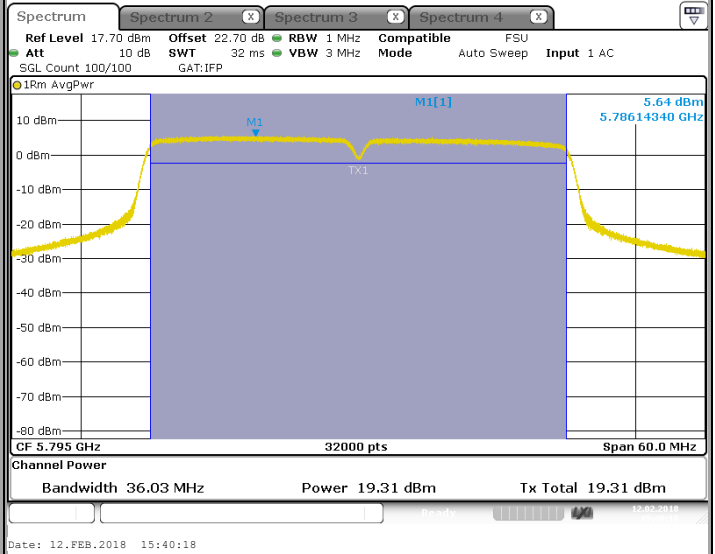
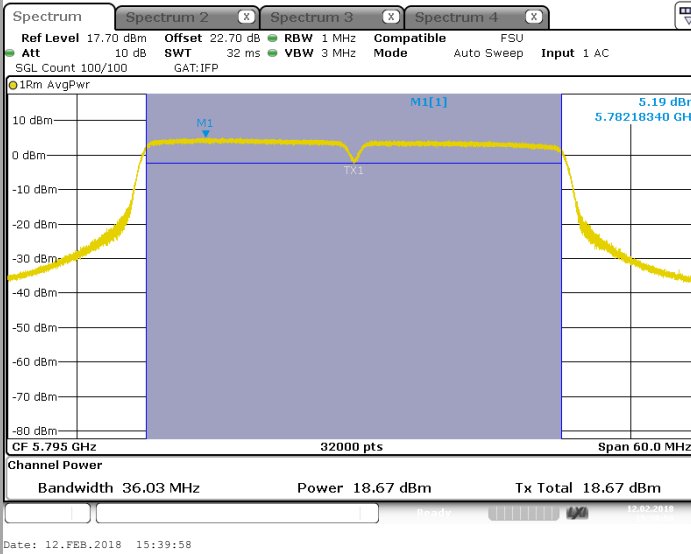


L C I E

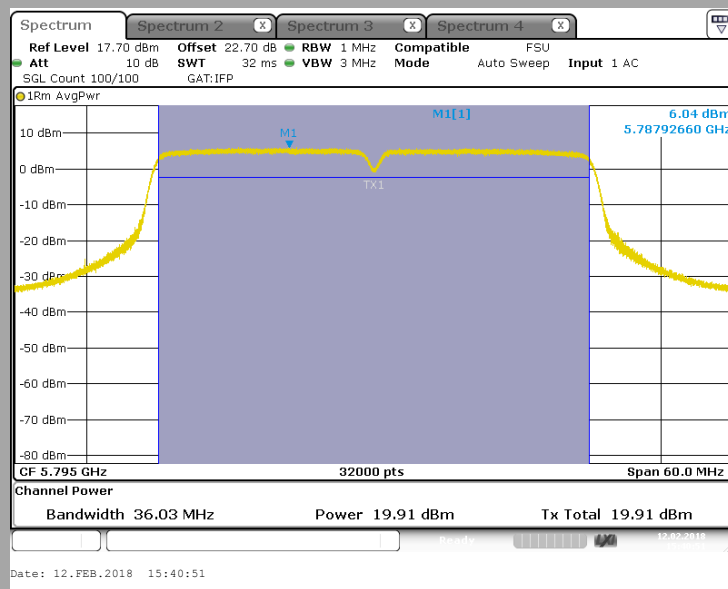
802.11n HT40/ac VHT40
C23 (RBW = 1MHz)

Tx1

Tx2



Tx3



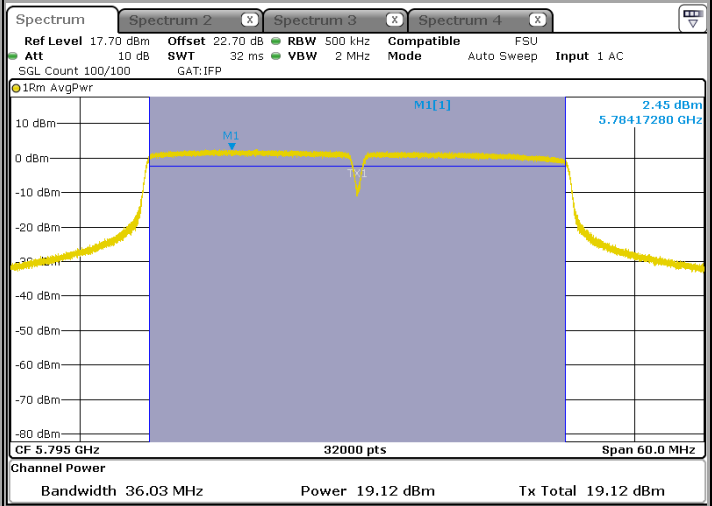
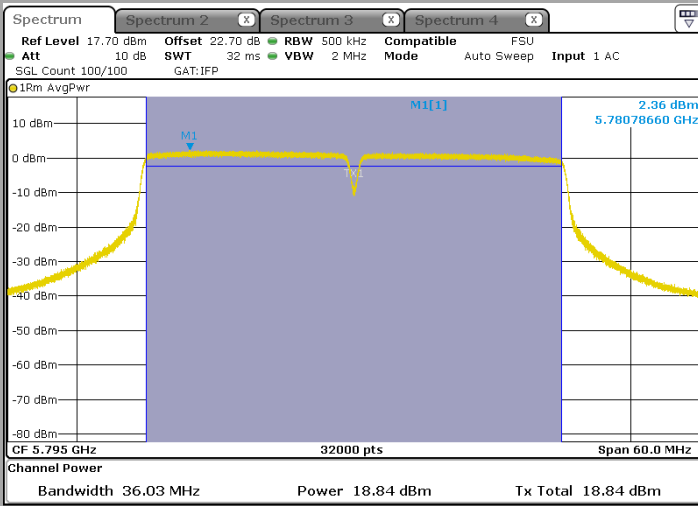


L C I E

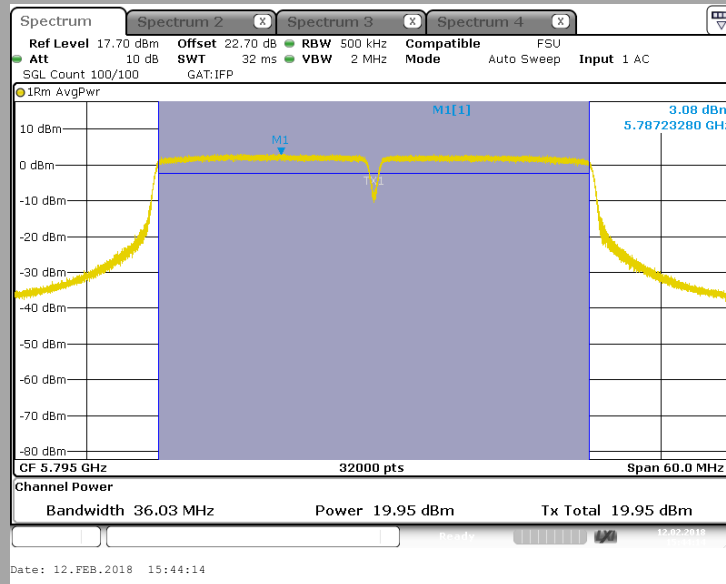
802.11n HT40/ac VHT40
C23 (RBW = 500kHz)

Tx1

Tx2

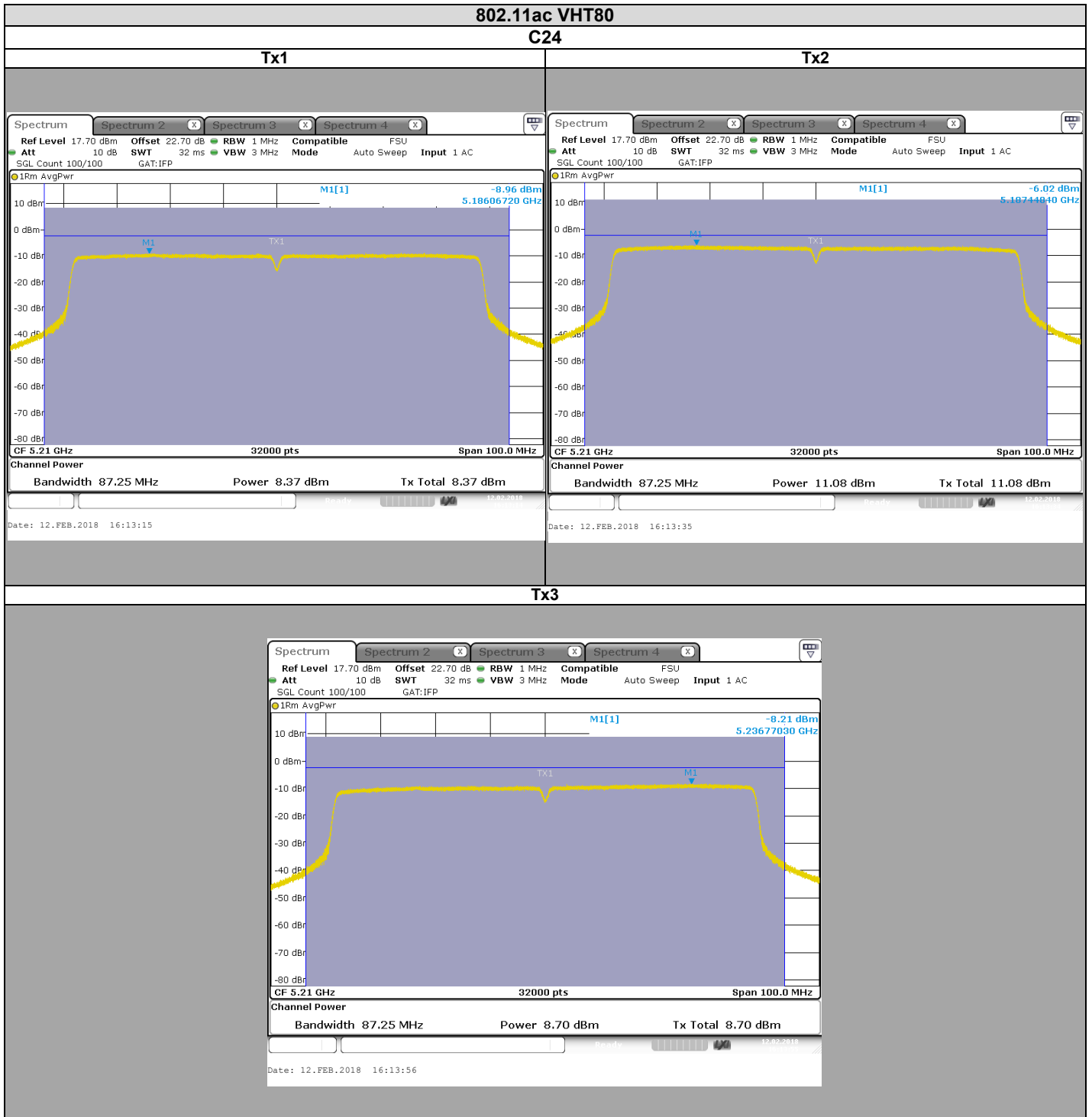


Tx3





L C I E





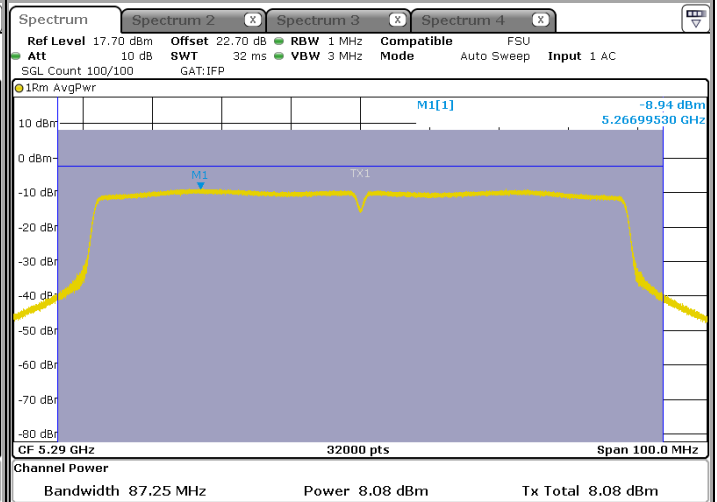
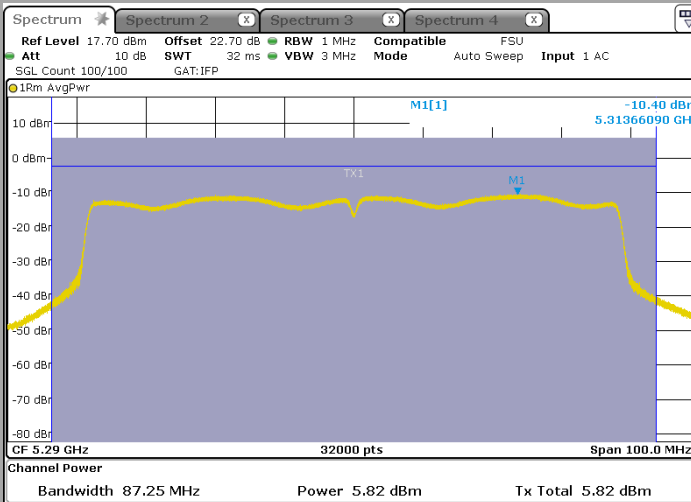
L C I E

802.11ac VHT80

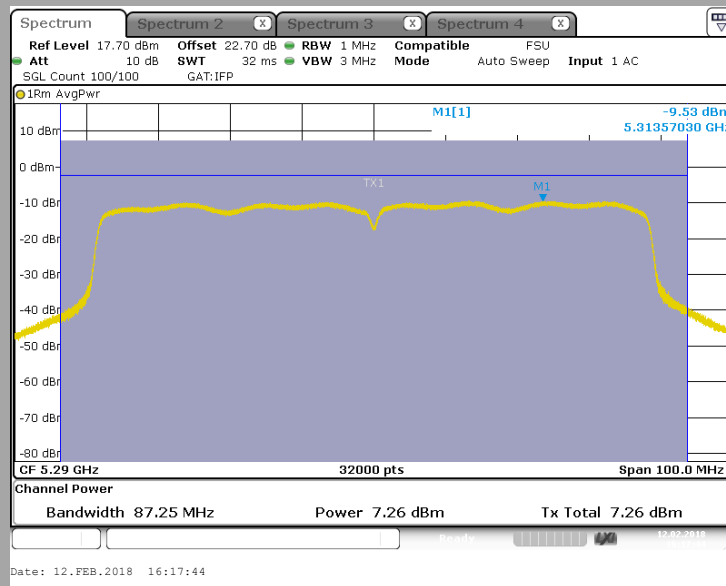
C25

Tx1

Tx2



Tx3





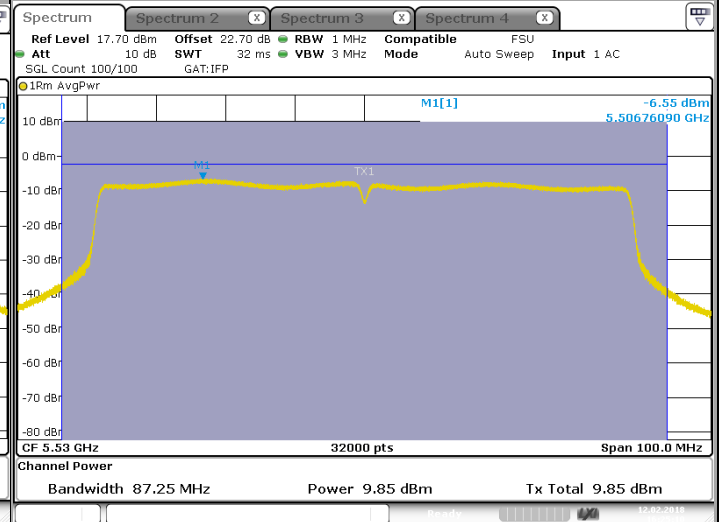
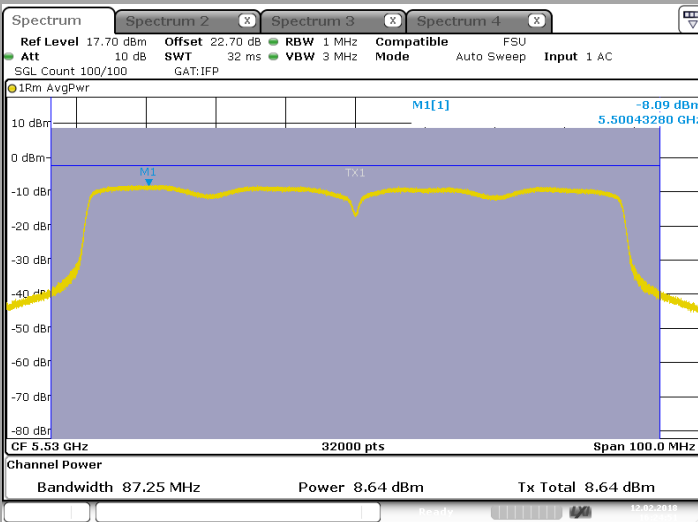
L C I E

802.11ac VHT80

C26

Tx1

Tx2



Tx3



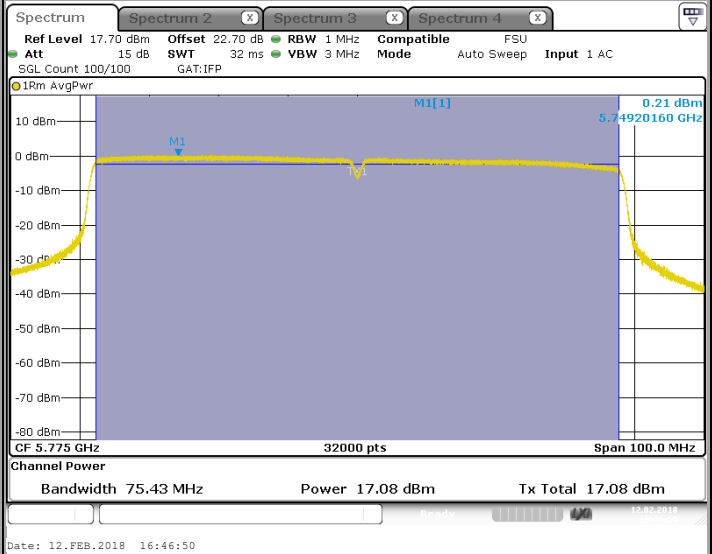
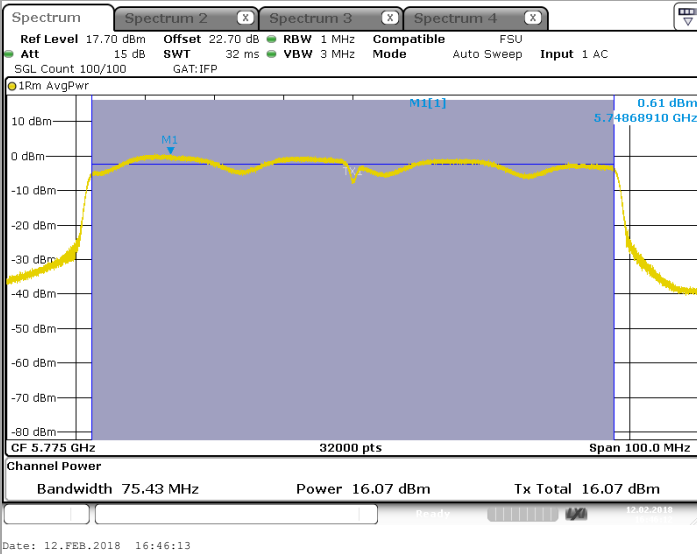


L C I E

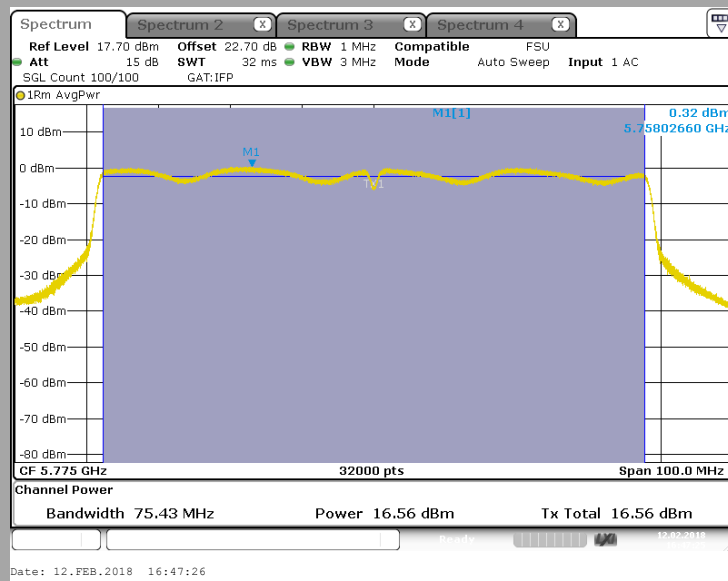
802.11ac VHT80 C29 (RBW = 1MHz)

Tx1

Tx2



Tx3



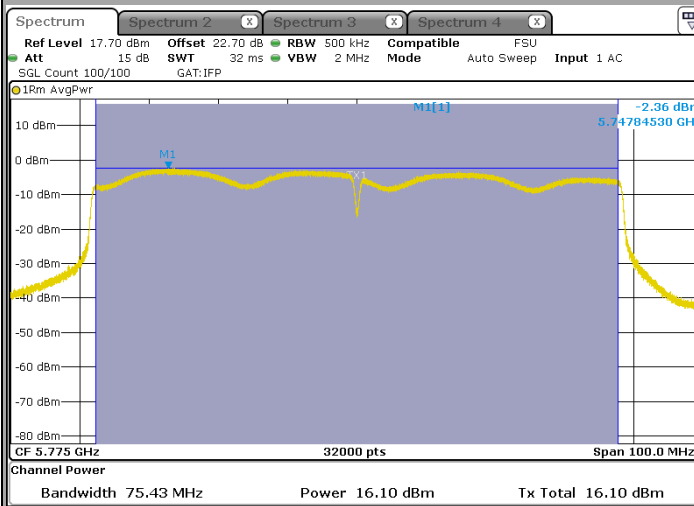


L C I E

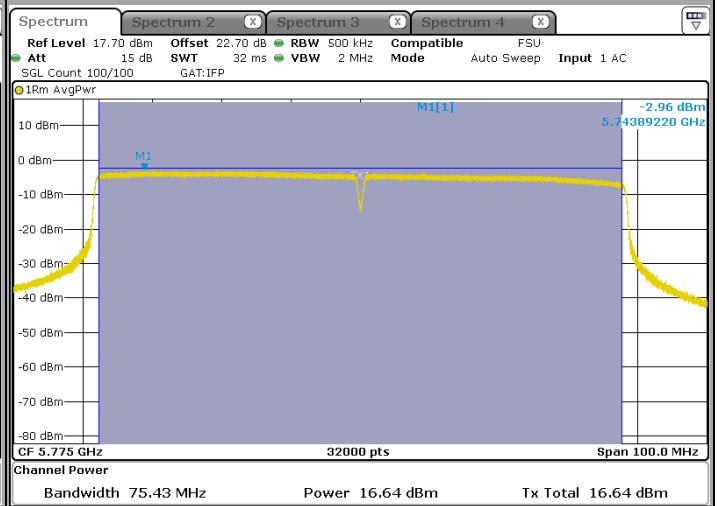
802.11ac VHT80

C29 (RBW = 500kHz)

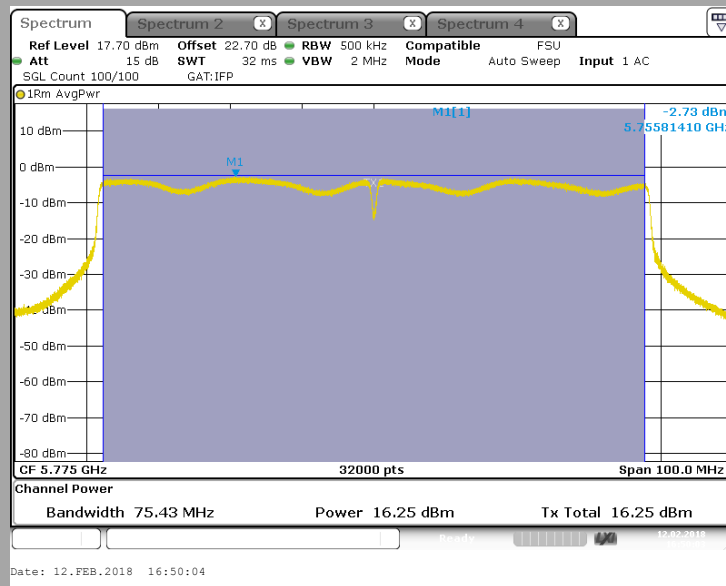
Tx1



Tx2



Tx3





802.11a Output power

Channel	Tx1 (dBm)	Tx2 (dBm)	Tx3 (dBm)	TxAll (dBm)	AG (dBi)	Tx Limit FCC (dBm)	Tx Limit RSS (dBm)	Tx EIRP (dBm)	TPC requirement	EIRP Limit RSS (dBm)
C1	17,2	19,93	17,75	23,2314	7,0	29,0		30,2		23
C2	19,47	21,7	19,87	25,2306	7,0	29,0		32,2		23
C3	19,35	21,58	20,44	25,3	7,0	29,0		32,3		23
C4	13,13	15,63	13,36	19,0	7,0	23	23	26,0	TPC si EIRP>27dBm	30
C5	13,23	14,85	14	18,8	7,0	23	23	25,8	TPC si EIRP>27dBm	30
C6	12,94	14,94	13,45	18,6	7,0	23	23	25,6	TPC si EIRP>27dBm	30
C7	13,73	15,04	13,46	18,9	7,0	23	23	25,9	TPC si EIRP>27dBm	30
C8	13,37	15,15	13,6	18,9	7,0	23	23	25,9	TPC si EIRP>27dBm	30
C9	13,29	15,15	12,87	18,7	7,0	23	23	25,7	TPC si EIRP>27dBm	30
C11	19,36	20,42	20,2	24,8	7,0	29	29			
C12	20,34	20,35	21,13	25,4	7,0	29	29			
C13	20,7	20,29	20,9	25,4	7,0	29	29			

802.11 nHT 20 Output power

Channel	Tx1 (dBm)	Tx2 (dBm)	Tx3 (dBm)	TxAll (dBm)	AG (dBi)	Tx Limit FCC (dBm)	Tx Limit RSS (dBm)	Tx EIRP (dBm)	EIRP Limit FCC (dBm)	EIRP Limit RSS (dBm)
C1	16,58	18,67	16,21	22,0656	7,0	29,0		29,1		23
C2	20,17	22,41	20,43	25,8948	7,0	29,0		32,9		23
C3	20,08	22,06	20,5	25,7375	7,0	29,0		32,7		23
C4	13,29	15,39	13,87	19,0473	7,0	23	23	26,0	TPC si EIRP>27dBm	30
C5	13,24	14,96	13,72	18,8064	7,0	23	23	25,8	TPC si EIRP>27dBm	30
C6	13,05	14,54	13,51	18,5167	7,0	23	23	25,5	TPC si EIRP>27dBm	30
C7	14,52	15,84	14,67	19,8224	7,0	23	23	26,8	TPC si EIRP>27dBm	30
C8	13,23	15,22	12,99	18,7047	7,0	23	23	25,7	TPC si EIRP>27dBm	30
C9	12,61	15	12,72	18,3612	7,0	23	23	25,4	TPC si EIRP>27dBm	30
C11	19,6	19,95	20,01	24,6283	7,0	29	29			
C12	20,7	20,23	21,18	25,4919	7,0	29	29			
C13	19,6	19,67	20,65	24,7716	7,0	29	29			

802.11 nHT40 Output power

Channel	Tx1 (dBm)	Tx2 (dBm)	Tx3 (dBm)	TxAll (dBm)	AG (dBi)	Tx Limit FCC (dBm)	Tx Limit RSS (dBm)	Tx EIRP (dBm)	EIRP Limit FCC (dBm)	EIRP Limit RSS (dBm)
C14	10,42	12,39	10,53	16,0	7,0	29,0		23,0		23
C15	18,99	21,05	19,41	24,7	7,0	29,0		31,7		23
C16	14,67	16,42	15,53	20,4	7,0	23	23	27,4	TPC si EIRP>27dBm	30
C17	11,87	14,23	13,27	18,0	7,0	23	23	25,0	TPC si EIRP>27dBm	30
C18	12,87	14,35	13,27	18,3	7,0	23	23	25,3	TPC si EIRP>27dBm	30
C19	15,76	17,26	16,18	21,2	7,0	23	23	28,2	TPC si EIRP>27dBm	30
C20	14,91	16,62	14,34	20,2	7,0	23	23	27,2	TPC si EIRP>27dBm	30
C22	18,92	19,67	19,84	24,3	7,0	29,0	29,0			
C23	18,67	19,31	19,91	24,1	7,0	29,0	29,0			

802.11 vHT80 Output power

Channel	Tx1 (dBm)	Tx2 (dBm)	Tx3 (dBm)	TxAll (dBm)	AG (dBi)	Tx Limit FCC (dBm)	Tx Limit RSS (dBm)	Tx EIRP (dBm)	EIRP Limit FCC (dBm)	EIRP Limit RSS (dBm)
C24	8,37	11,08	8,7	14,3	7,0	29,0		21,3		23
C25	5,82	8,08	7,26	11,9	7,0	23	23	18,9	TPC si EIRP>27dBm	30
C26	8,64	9,85	9,08	14,0	7,0	23	23	21,0	TPC si EIRP>27dBm	30
C29	16,07	17,08	16,56	21,4	7,0	29,0	29,0	28,4		30



802.11a Spectral Density

Channel	Tx1 (dBm/MHz)	Tx2 (dBm/MHz)	Tx3 (dBm/MHz)	TxAll (dBm/MHz)	AG (dBi)	Tx Limit FCC (dBm/MHz)	Tx Limit RSS (dBm/MHz)	Tx EIRP (dBm/MHz)	EIRP Limit RSS (dBm/MHz)
C1	7,21	9,76	7,37	13,0492	7,0	16,0		20,0	10
C2	9,6	11,2	9,7	15,0017	7,0	16,0		22,0	10
C3	9,39	10,95	10,15	14,9812	7,0	16,0		22,0	10
C4	2,52	5,24	3,38	8,6369	7,0	10	10	15,6	
C5	3,06	4,12	3,73	8,4297	7,0	10	10	15,4	
C6	3,31	4,63	3,31	8,5672	7,0	10	10	15,6	
C7	3,99	4,31	3,23	8,6378	7,0	10	10	15,6	
C8	3,13	3,57	3,87	8,3051	7,0	10	10	15,3	
C9	3,47	4,3	3,32	8,4897	7,0	10	10	15,5	
C11	7,28	6,61	7,44	11,8958	7,0	29 (/500kHz)	29 (/500kHz)		
C12	8,44	6,89	8,71	12,8554	7,0	29 (/500kHz)	29 (/500kHz)		
C13	8,79	7,2	8,59	13,0199	7,0	29 (/500kHz)	29 (/500kHz)		

802.11 nHT20 Spectral Density

Channel	Tx1 (dBm/MHz)	Tx2 (dBm/MHz)	Tx3 (dBm/MHz)	TxAll (dBm/MHz)	AG (dBi)	Tx Limit FCC (dBm/MHz)	Tx Limit RSS (dBm/MHz)	Tx EIRP (dBm/MHz)	EIRP Limit RSS (dBm/MHz)
C1	5,11	7,43	5,16	10,8127	7,0	16,0		17,8	10
C2	9,01	11,29	9,35	14,7756	7,0	16,0		21,8	10
C3	8,9	10,9	9,4	14,5901	7,0	16,0		21,6	10
C4	2,14	4,28	2,9	7,9698	7,0	10	10	15,0	
C5	2,05	3,83	2,66	7,6817	7,0	10	10	14,7	
C6	2,12	3,41	2,43	7,4601	7,0	10	10	14,5	
C7	3,41	4,77	3,68	8,7653	7,0	10	10	15,8	
C8	2,09	4,28	2,03	7,7035	7,0	10	10	14,7	
C9	1,42	3,99	1,82	7,3347	7,0	10	10	14,3	
C11	5,73	6,13	6,21	10,7996	7,0	29 (/500kHz)	29 (/500kHz)		
C12	6,76	6,33	7,4	11,6236	7,0	29 (/500kHz)	29 (/500kHz)		
C13	6,05	5,92	6,74	11,0230	7,0	29 (/500kHz)	29 (/500kHz)		

802.11 nHT40 Spectral Density

Channel	Tx1 (dBm/MHz)	Tx2 (dBm/MHz)	Tx3 (dBm/MHz)	TxAll (dBm/MHz)	AG (dBi)	Tx Limit FCC (dBm/MHz)	Tx Limit RSS (dBm/MHz)	Tx EIRP (dBm/MHz)	EIRP Limit RSS (dBm/MHz)
C14	-3,66	-1,7	-3,49	1,9	7,0	16,0		8,9	10
C15	4,91	6,91	5,34	10,6	7,0	16,0		17,6	10
C16	0,57	2,27	1,59	6,3	7,0	10	10	13,3	
C17	-2,29	0,14	-0,76	3,9	7,0	10	10	10,9	
C18	-1,25	0,37	-0,87	4,2	7,0	10	10	11,2	
C19	1,82	3,38	2,17	7,3	7,0	10	10	14,3	
C20	0,87	2,72	0,56	6,3	7,0	10	10	13,3	
C22	1,76	3,03	2,96	7,4	7,0	29 (/500kHz)	29 (/500kHz)		
C23	2,36	2,45	3,08	7,4	7,0	29 (/500kHz)	29 (/500kHz)		

802.11 vHT80 Spectral Density

Channel	Tx1 (dBm/MHz)	Tx2 (dBm/MHz)	Tx3 (dBm/MHz)	TxAll (dBm/MHz)	AG (dBi)	Tx Limit FCC (dBm/MHz)	Tx Limit RSS (dBm/MHz)	Tx EIRP (dBm/MHz)	EIRP Limit RSS (dBm/MHz)
C24	-8,96	-6,02	-8,21	-2,8	7,0	16,0		4,2	10
C25	-10,4	-8,94	-9,53	-4,8	7,0	10	10	2,2	
C26	-8,09	-6,55	-6,77	-2,3	7,0	10	10	4,7	
C29	-2,36	-2,96	-2,73	2,1	7,0	29 (/500kHz)	29 (/500kHz)		

8.6. CONCLUSION

Maximum Conducted Output Power, Maximum Power Spectral Density, Maximum EIRP, Maximum EIRP Power Spectral Density measurement performed on the sample of the product **SAGEMCOM FAST 5260**, SN: **NQ1736013023187**, in configuration and description presented in this test report, show levels **compliant** to the **47 CFR PART 15.407 & RSS 247 ISSUE 2** limits.

9. TRANSMIT POWER CONTROL

9.1. TEST CONDITIONS

Test performed by : Armand MAHOUNGOU
Date of test : February 13, 2018
Ambient temperature : 26 °C
Relative humidity : 43 %

9.2. TEST SETUP

- The Equipment Under Test is installed:


- On a table
- In an anechoic chamber

- Measurement is performed with a spectrum analyzer in:

- Conducted Method
- Radiated Method

- Test Procedure:

- KDB 789033 D02 General UNII Test Procedures New Rules v01r02 § E2 b) (Method SA-1)
- KDB 789033 D02 General UNII Test Procedures New Rules v01r02 § E2 c) (Method SA-2)
- KDB 662911 D01 Multiple Transmitter Output v02r01
- KDB 644545 D03 Guidance for IEEE 802.11ac v01



Photograph for Transmit Power Control



9.3. LIMIT

FCC Part 15.407 & RSS-247

TPC Min (EIRP):

5250MHz-5350MHz: Shall not exceed 24dBm

5470MHz-5725MHz: Shall not exceed 24dBm

9.4. TEST EQUIPMENT LIST

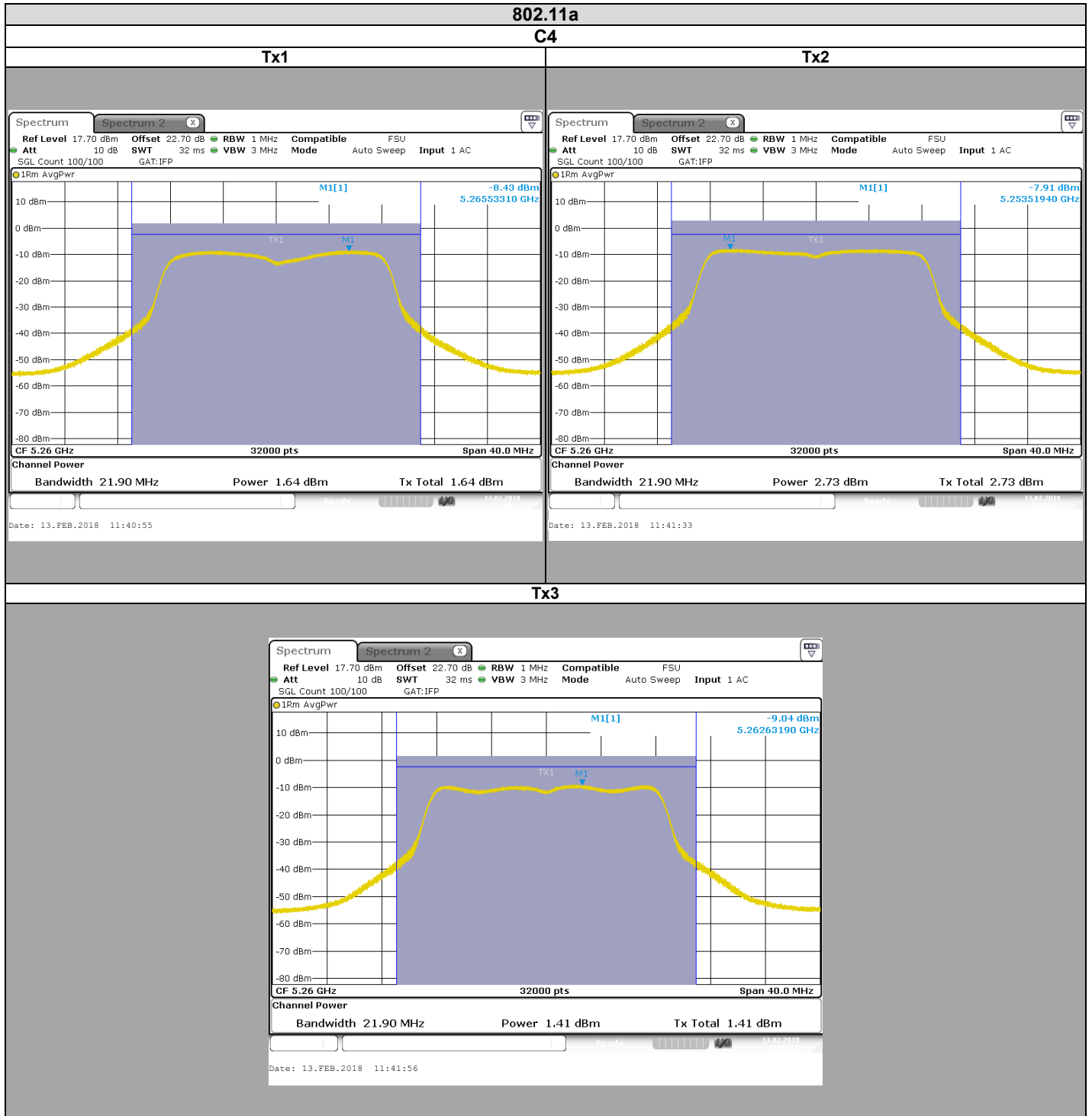
DESCRIPTION	MANUFACTURER	MODEL	N° LCIE	Cal_Date	Cal_Due
EMI receiver	ROHDE & SCHWARZ	ESR 7	A2642023	2017/09	2018/09
Multi-meter	KEITHLEY	2000	A1242090	2016/06	2018/06
Programmable AC/DC power supply	KIKUSUI	PCR500M	A7040079	2016/06	2018/06
Load 50 ohms	TELEGARTNER	-	A7150104	2017/12	2018/12
Load 50 ohms	TELEGARTNER	-	A7150105	2017/12	2018/12
RF cable & 20 dB attenuator	Télédyne	920-0202-048	A5329675	2017/09	2018/09

Note: In our quality system, the test equipment calibration due is more & less 2 months



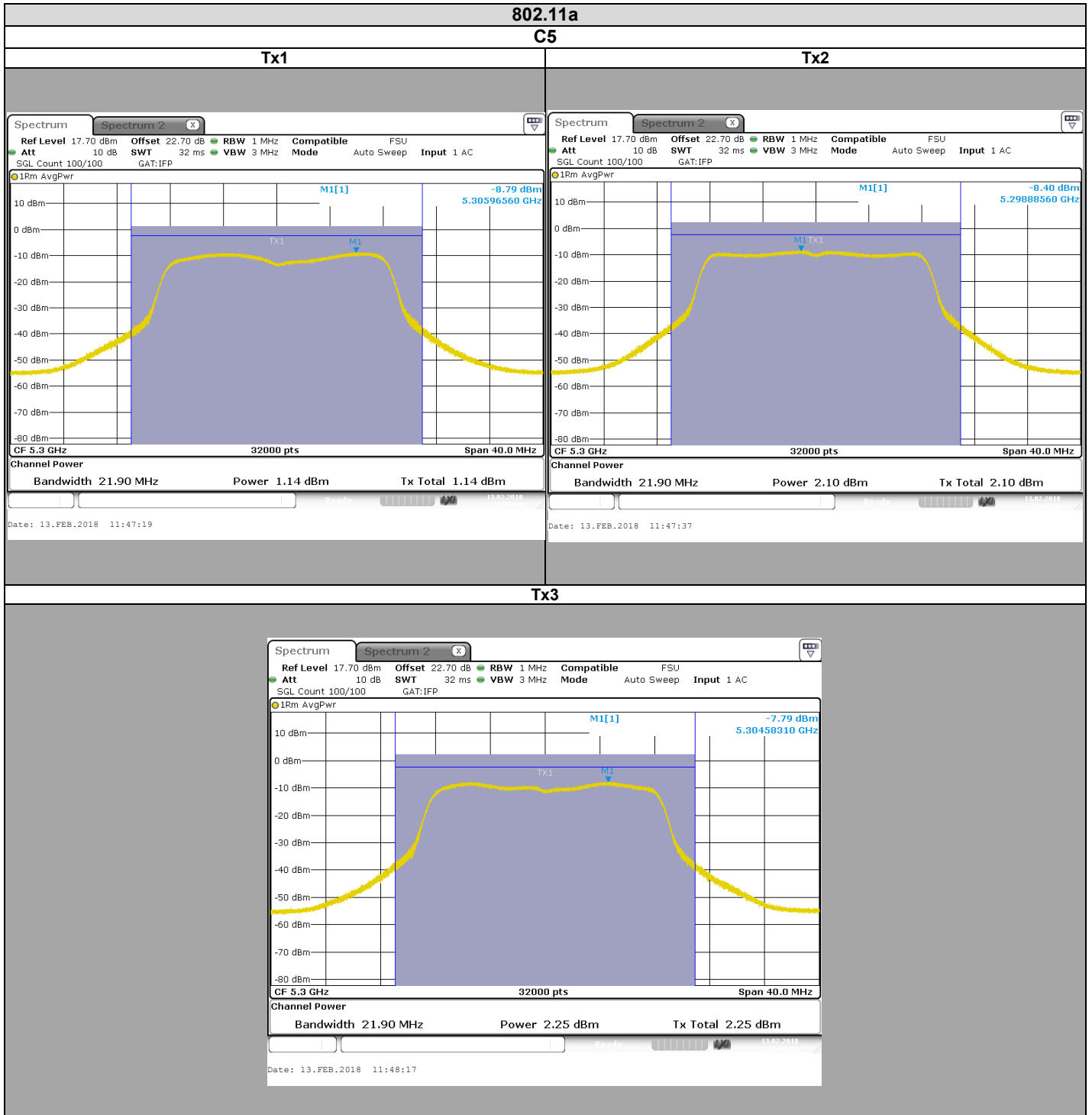
L C I E

9.5. RESULTS



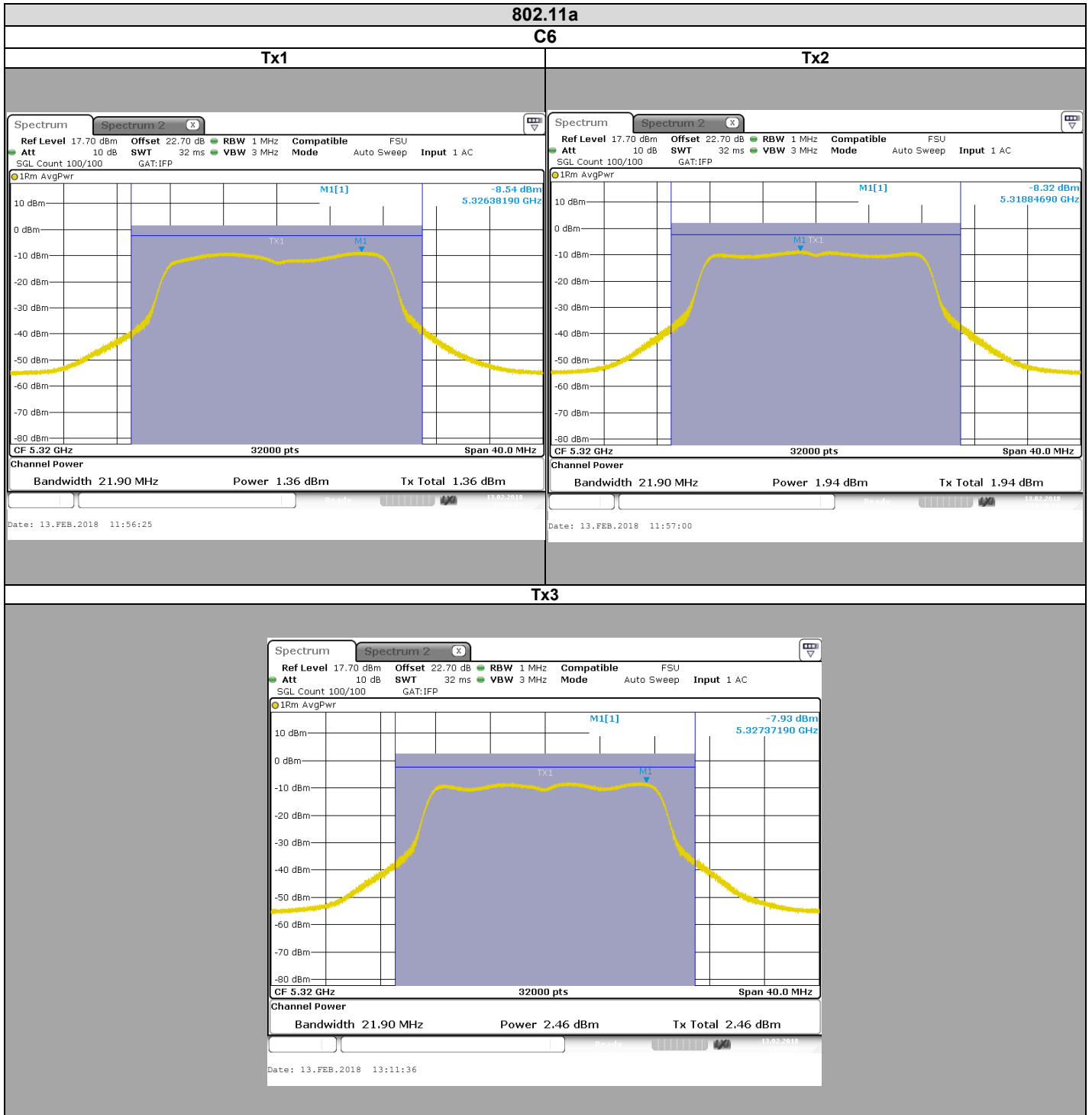


L C I E



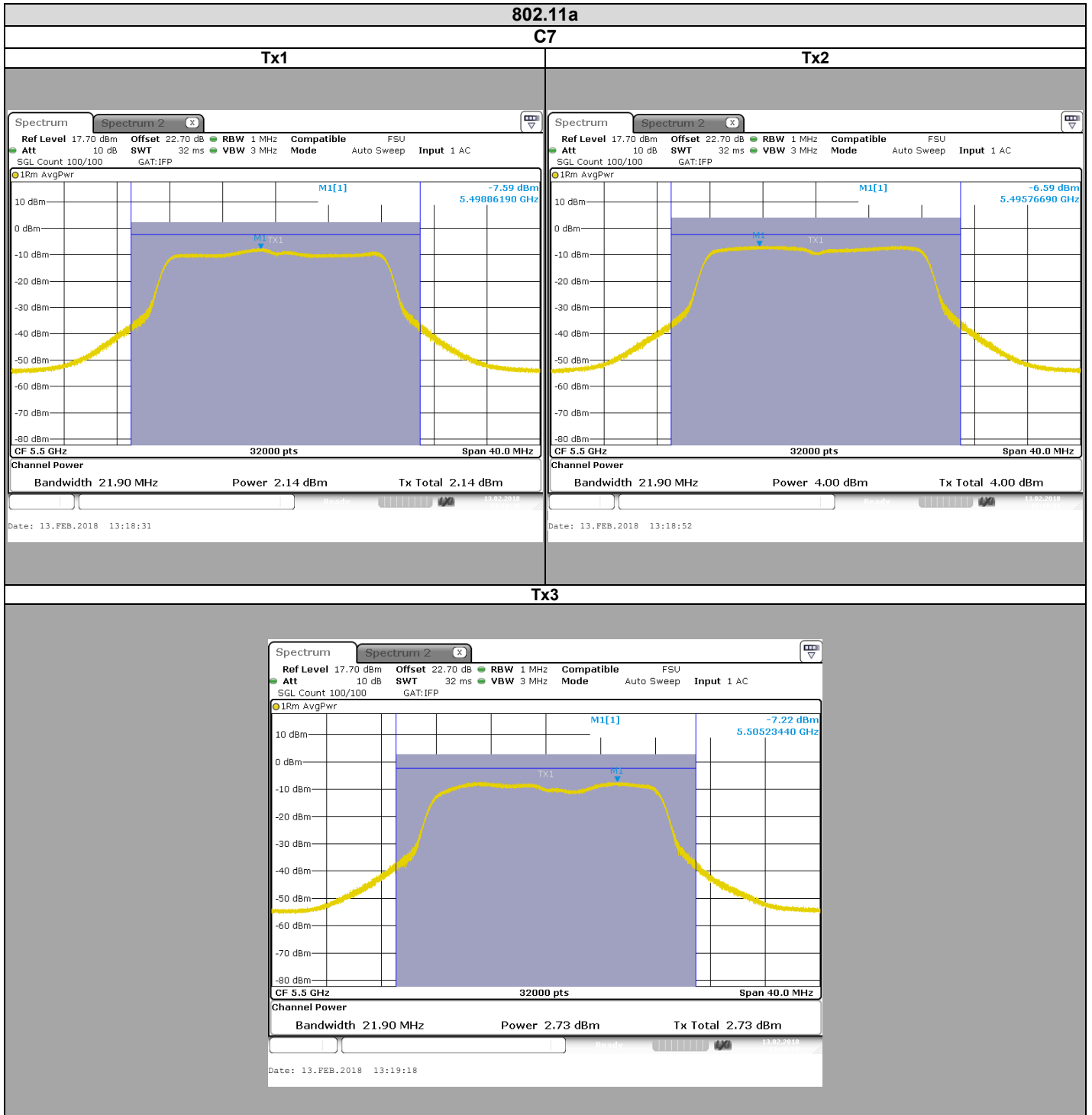


L C I E



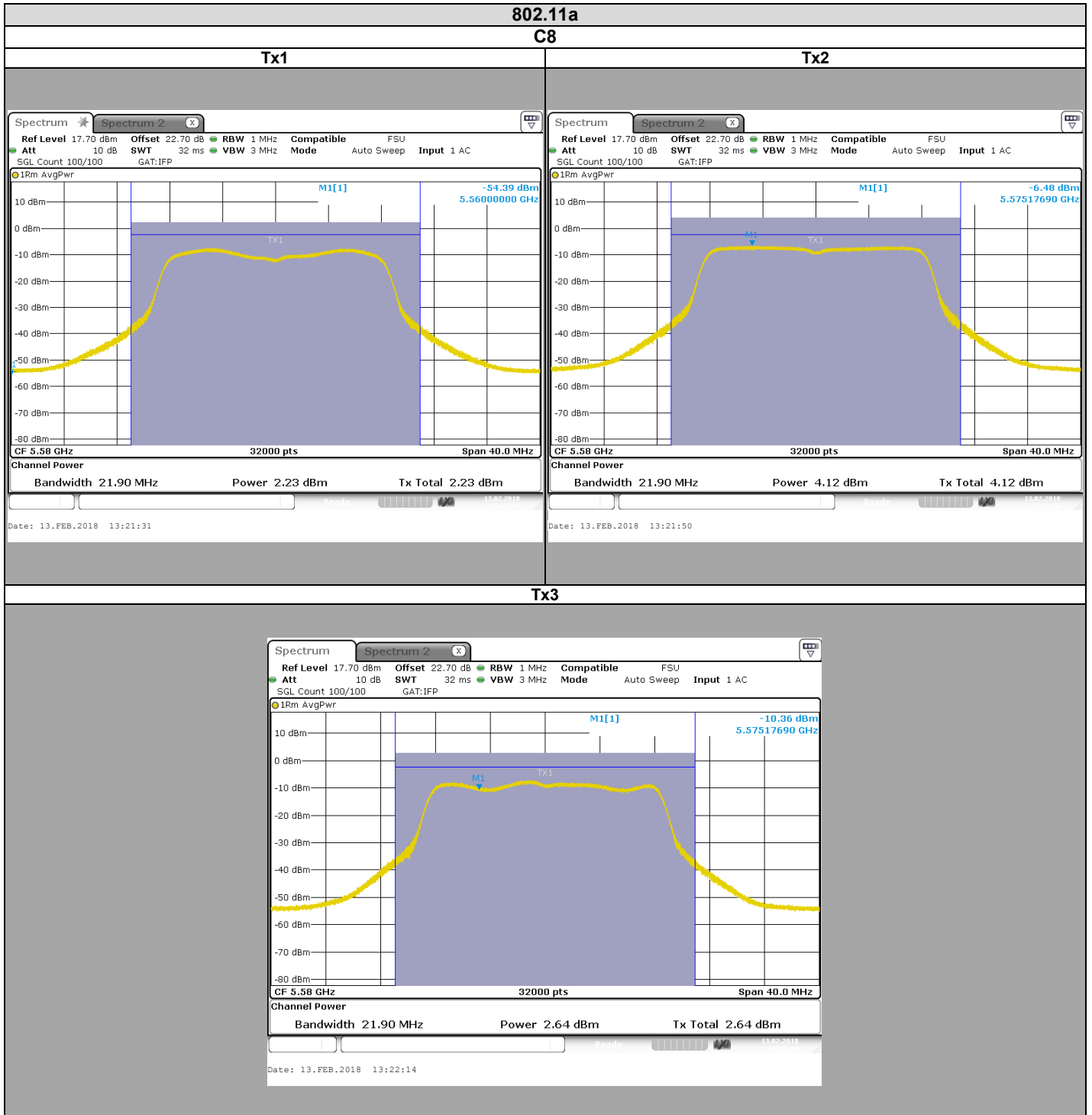


L C I E



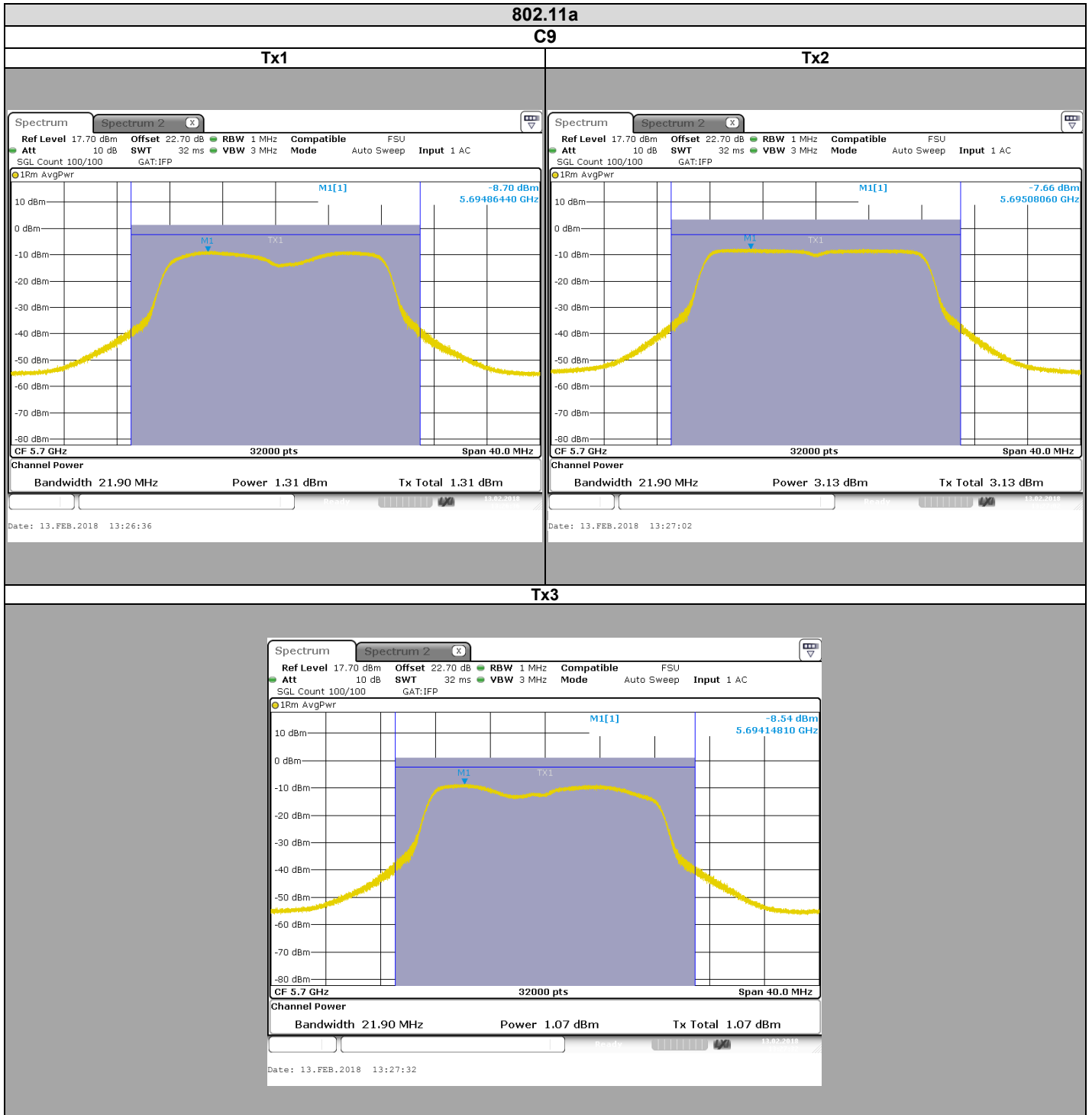


L C I E



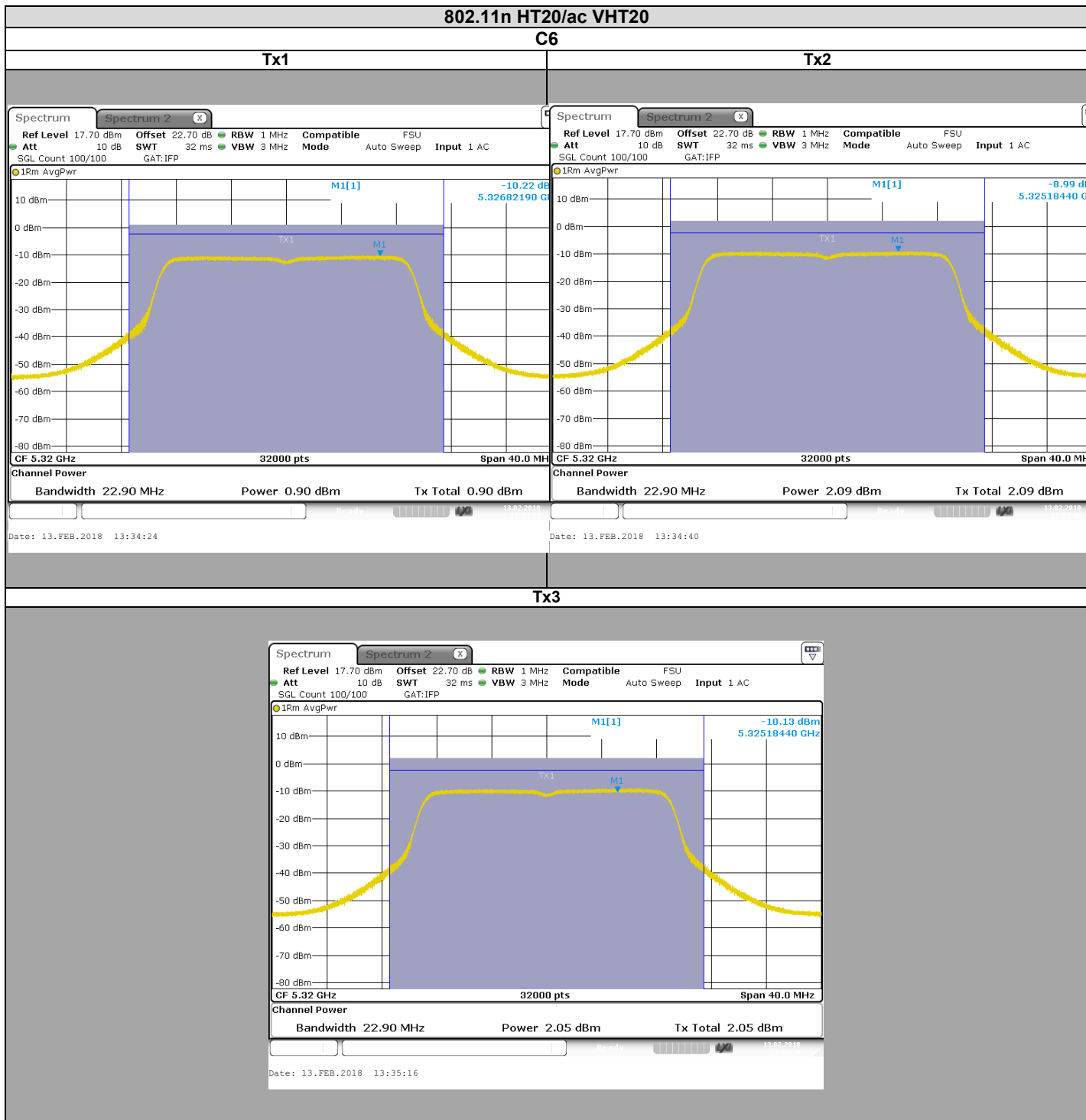


L C I E





L C I E





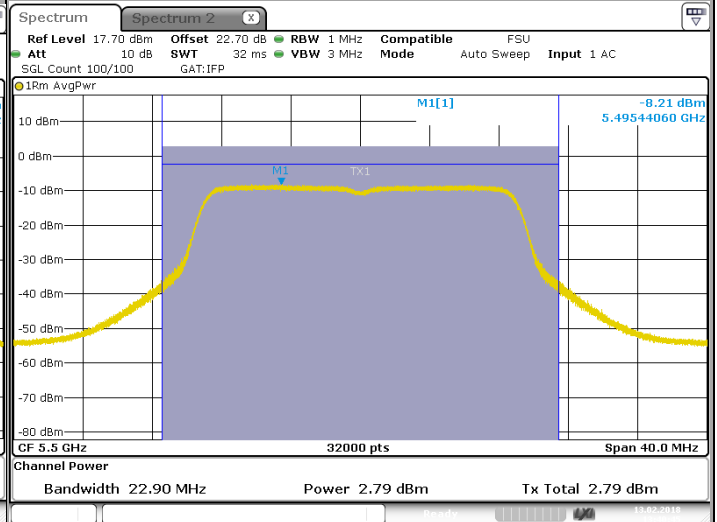
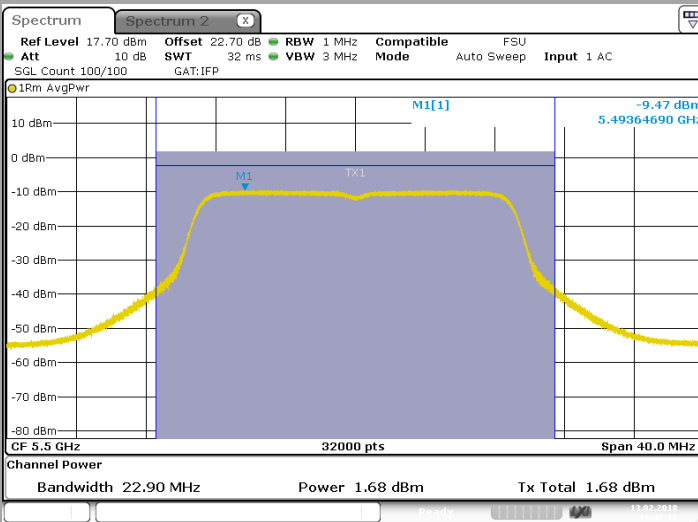
L C I E

802.11n HT20/ac VHT20

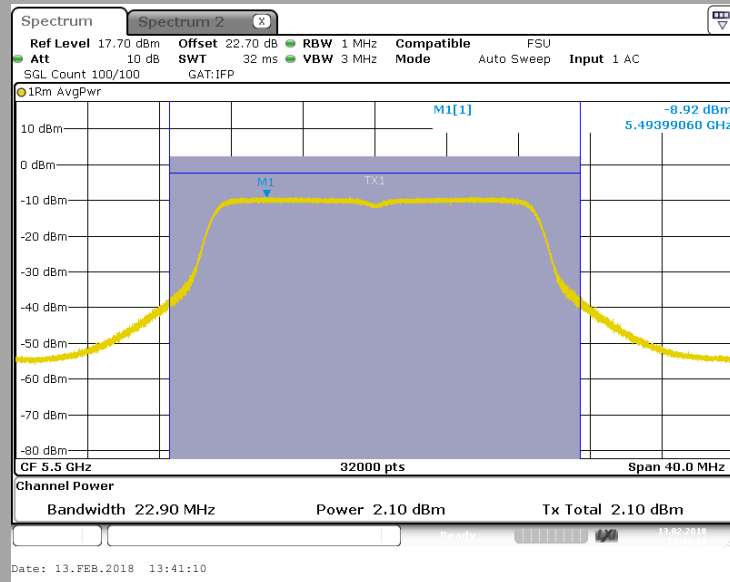
C7

Tx1

Tx2



Tx3





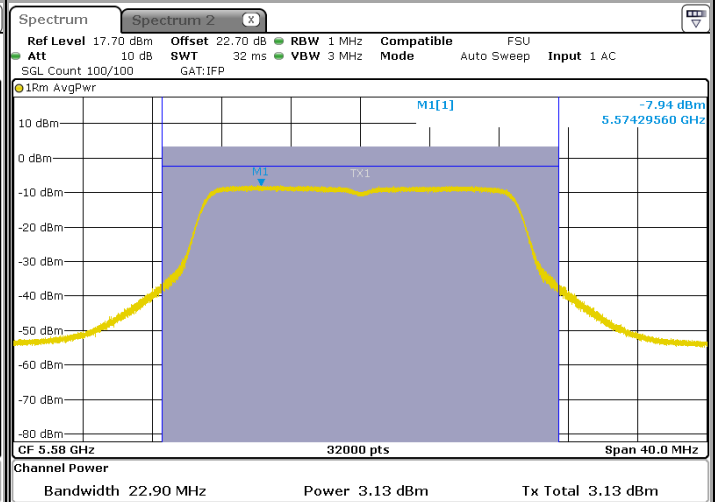
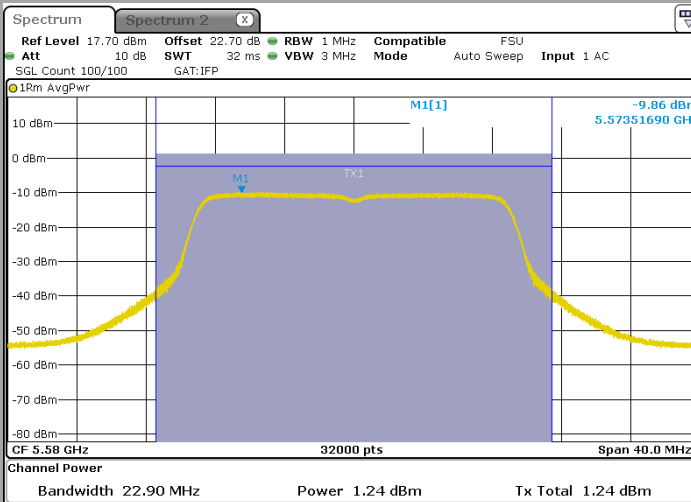
L C I E

802.11n HT20/ac VHT20

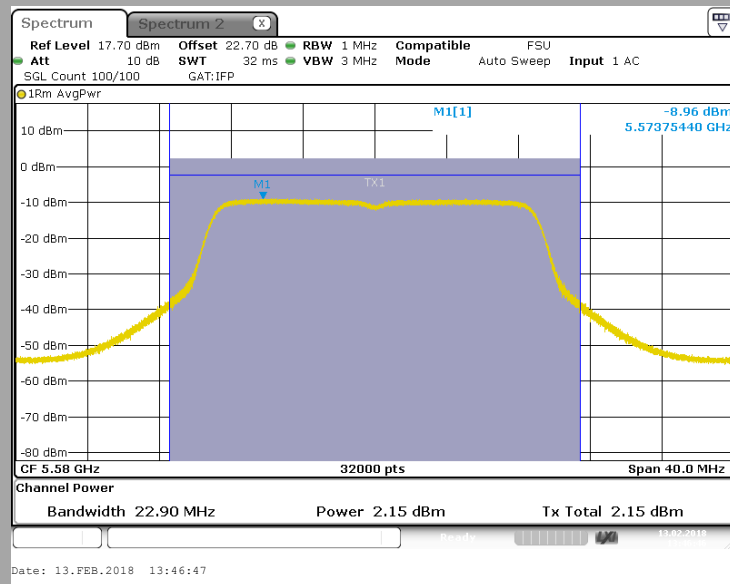
C8

Tx1

Tx2



Tx3





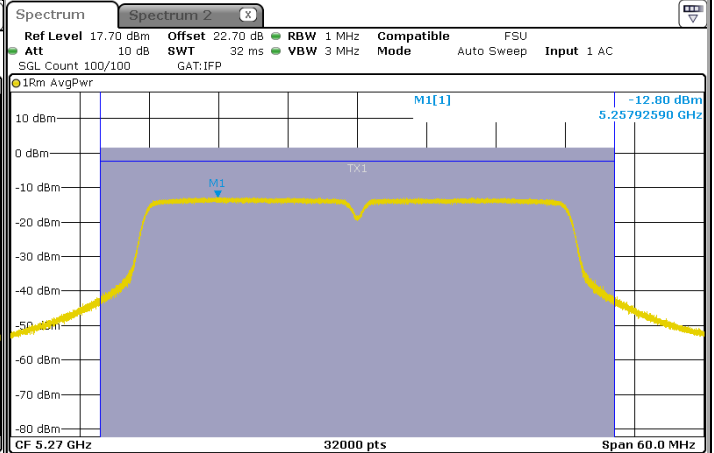
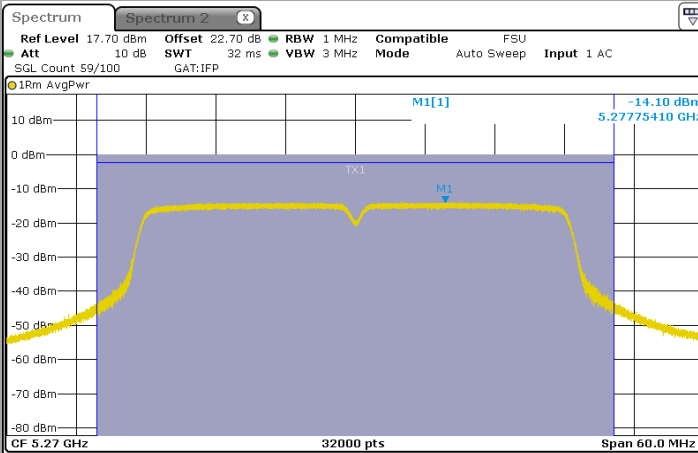
L C I E

802.11n HT40/ac VHT40

C16

Tx1

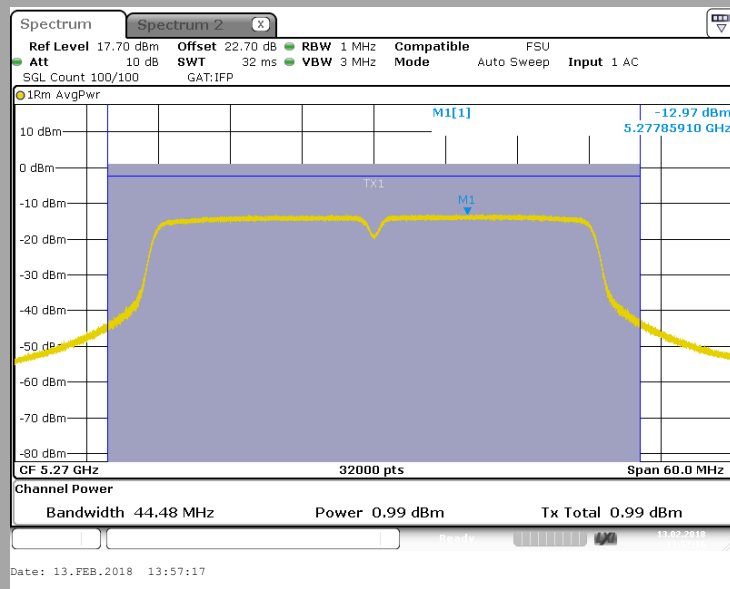
Tx2



Date: 13.FEB.2018 13:56:16

Date: 13.FEB.2018 13:56:42

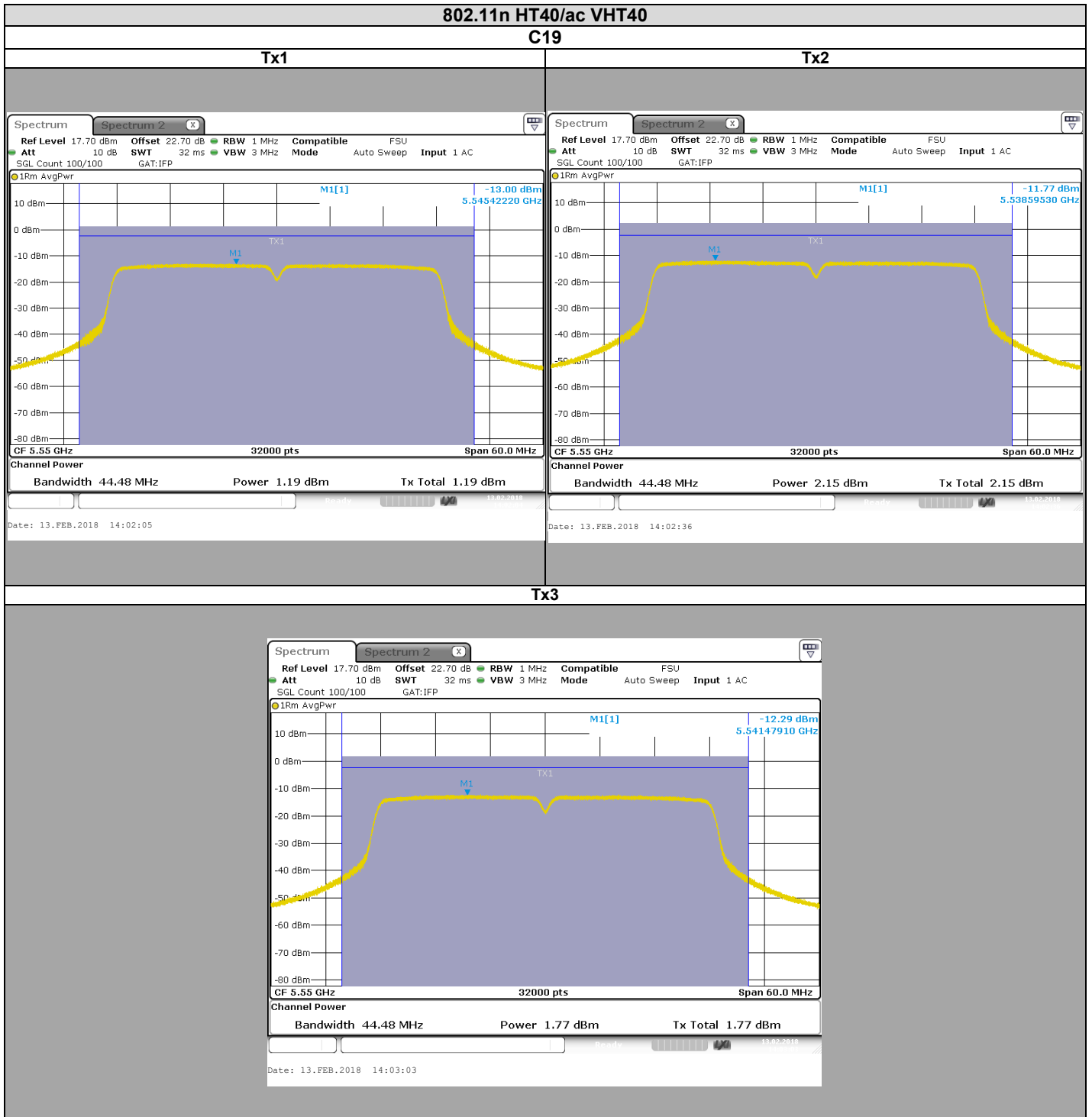
Tx3



Date: 13.FEB.2018 13:57:17



L C I E





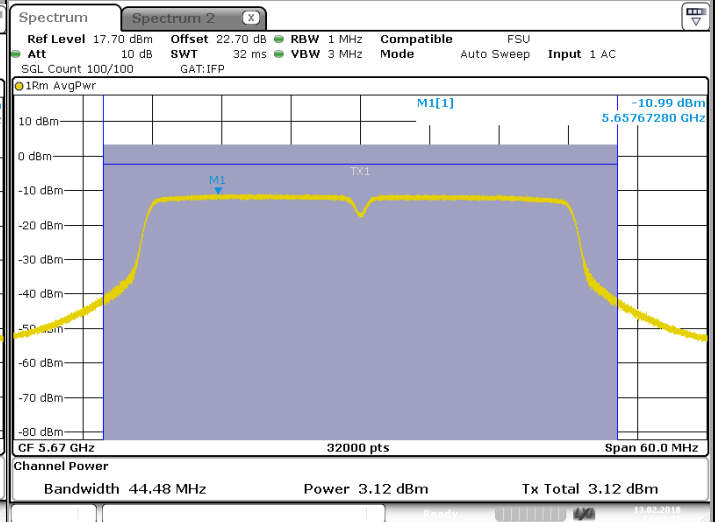
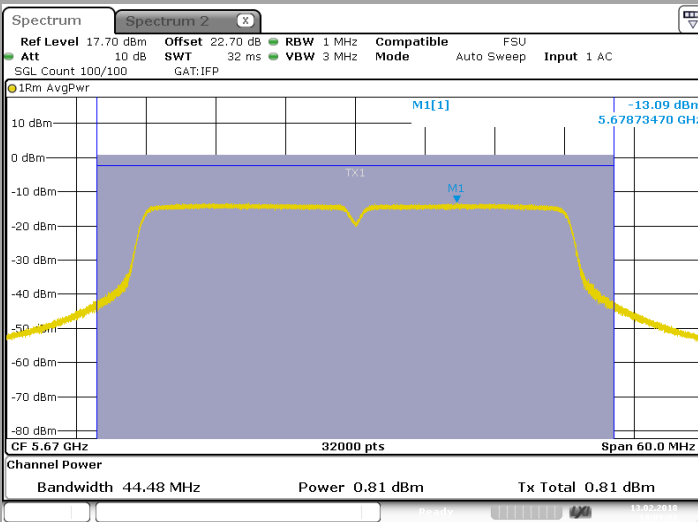
L C I E

802.11n HT40/ac VHT40

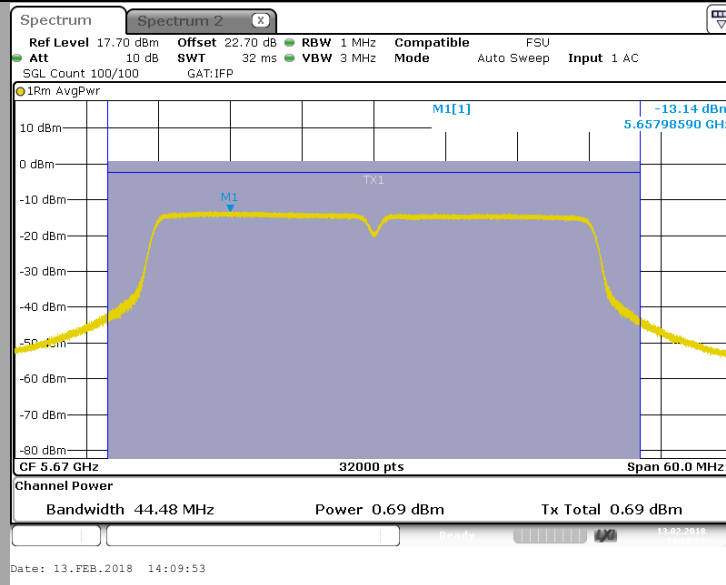
C20

Tx1

Tx2



Tx3





802.11a

Channel	Tx1 (dBm)	Tx2 (dBm)	Tx3 (dBm)	TxAll (dBm)	AG (dBi)	TPC Min (dBm)	TPC Min Limit (dBm)
C4	1,64	2,73	1,41	6,7	7	13,7	24
C5	1,14	2,1	2,25	6,6	7	13,6	24
C6	1,36	1,94	2,46	6,7	7	13,7	24
C7	2,14	4	2,73	7,8	7	14,8	24
C8	2,23	4,12	2,64	7,8	7	14,8	24
C9	1,31	3,13	1,07	6,7	7	13,7	24

802.11 nHT 20

Channel	Tx1 (dBm)	Tx2 (dBm)	Tx3 (dBm)	TxAll (dBm)	AG (dBi)	TPC Min (dBm)	TPC Min Limit (dBm)
C4				-91,0	7	-84,0	24
C5				-91,0	7	-84,0	24
C6	0,9	2,09	2,05	6,5	7	13,5	24
C7	1,68	2,79	2,1	7,0	7	14,0	24
C8	1,24	3,13	2,15	7,0	7	14,0	24
C9				-91,0	7	-84,0	24

802.11 nHT40

Channel	Tx1 (dBm)	Tx2 (dBm)	Tx3 (dBm)	TxAll (dBm)	AG (dBi)	TPC Min (dBm)	TPC Min Limit (dBm)
C16	0,04	1,33	0,99	5,6	7	12,6	24
C17					7	-84,0	24
C18					7	-84,0	24
C19	1,19	2,15	1,77	6,5	7	13,5	24
C20	0,81	3,12	0,69	6,5	7	13,46	24

9.6. CONCLUSION

Transmit Power Control measurement performed on the sample of the product **SAGEMCOM FAST 5260**, SN: **NQ1736013023187**, in configuration and description presented in this test report, show levels **compliant** to the **47 CFR PART 15.407 & RSS 247 ISSUE 2** limits.


10. AC POWER LINE CONDUCTED EMISSIONS

10.1. TEST CONDITIONS

Test performed by : Laurent DENEUX
Date of test : February 5, 2018
Ambient temperature : 20 °C
Relative humidity : 50 %

10.2. TEST SETUP

The product has been tested according to ANSI C63.10 (2013) method. The EUT is placed on the ground reference plane, at 80cm from the LISN. The distance between the EUT and the vertical ground plane is 40cm. Auxiliaries are powered by another LISN. The cable has been shorted to 1meter length. The EUT is powered through the LISN. Measurement is made with a receiver in peak mode. This was followed by a Quasi-Peak, i.e. CISPR measurement for any strong signal. If the average limit is met when using a Quasi-Peak detector, the EUT shall be deemed to meet both limits and measurement with the average detector is unnecessary. The LISN (measure) is $50\Omega / 50\mu\text{H}$. Interconnecting cables and equipment's were moved to position that maximized emission.



Photograph for AC Power Line Conducted Emissions (Front view)



L C I E



Photograph for AC Power Line Conducted Emissions (Rear view)



10.3. LIMIT

Quasi-Peak

0,15kHz to 0,5MHz: 66dB μ V to 56dB μ V*

0,5MHz to 5MHz: 56dB μ V

5MHz to 30MHz: 60dB μ V

Average

0,15kHz to 0,5MHz: 56dB μ V to 46dB μ V*

0,5MHz to 5MHz: 46dB μ V

5MHz to 30MHz: 50dB μ V

*Decreases with the logarithm of the frequency

10.4. TEST EQUIPMENT LIST

Test Equipment Used					
Description	Manufacturer	Model	Identifier	Cal. Date	Cal. Due
Receiver	RHODE & SCHWARZ	ESIB26	A2642021	2016/12	2018/12
V ISLN	ROHDE & SCHWARZ	ESH2-Z5	C2322001	2017/08	2018/08
Pulse limiter	ROHDE & SCHWARZ	ESH3-Z2	A2649008	2017/09	2018/09
Cable	-	-	A5329417	2017/10	2018/10
Cable	-	-	A5329589	2017/08	2018/08
Reference ground plan 2 x 3m	L.C.I.E.	-	-	-	-

Supplementary information:

Note: In our quality system, the test equipment calibration due is more & less 2 months

10.5. DIVERGENCE, ADDITION OR SUPPRESSION ON THE TEST SPECIFICATION

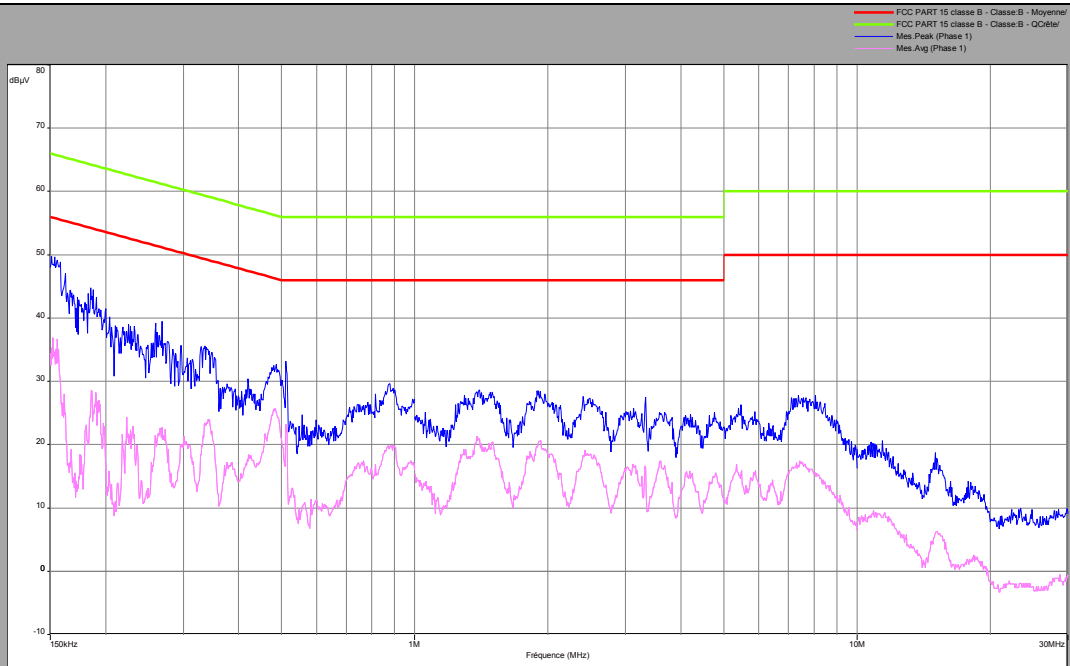
None Divergence:



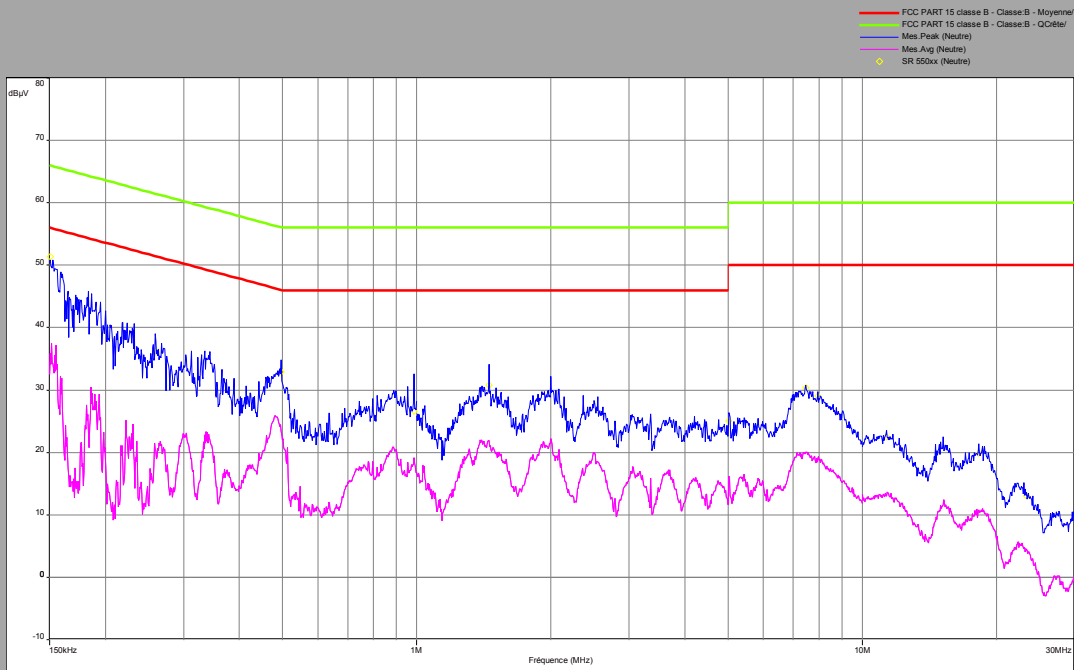
L C I E

10.6. RESULTS

802.11a Phase



Line





Phase

Frequency (MHz)	Peak Level (dB μ V)	Quasi-Peak Limit (dB μ V)	Margin peak level (dB μ V)	Average Level (dB μ V)	Average Limit (dB μ V)	Margin average level (dB μ V)
0.150	48	66	18.0	34.4	56	21.6
0.511	33.3	56	22.7	23.3	46	22.7
1.474	28	56	28.0	25.8	46	20.2
10.75	20.5	60	39.5	8.5	50	41.5
15.12	17.7	60	42.3	7.5	50	42.5

Neutral

Frequency (MHz)	Peak Level (dB μ V)	Quasi-Peak Limit (dB μ V)	Margin peak level (dB μ V)	Average Level (dB μ V)	Average Limit (dB μ V)	Margin average level (dB μ V)
0.150	50.4	66	15.6	37.5	56	18.5
0.496	34.8	56	21.2	25.6	46	20.4
2.0	32.2	56	23.8	22.5	46	23.5
7.52	28.7	60	31.3	20	50	30
15.2	22.5	60	37.5	12.4	50	37.6

10.7. CONCLUSION

Ac Power Line Conducted Emission measurement performed on the sample of the product **SAGEMCOM FAST 5260**, SN: **NQ1736013023187**, in configuration and description presented in this test report, show levels **compliant** to the 47 CFR PART 15.407 & RSS 247 ISSUE 2 limits.