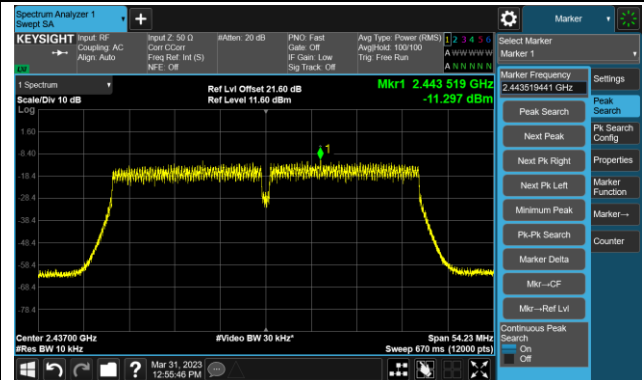


802.11n-HT40 - PSD – Ant 2

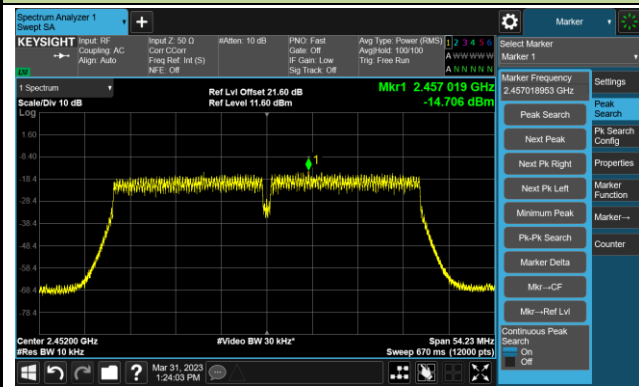
Channel 03 (2422MHz)



Channel 06 (2437MHz)

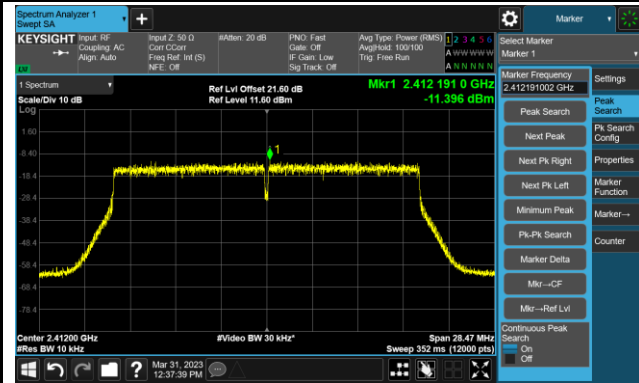


Channel 09 (2452MHz)

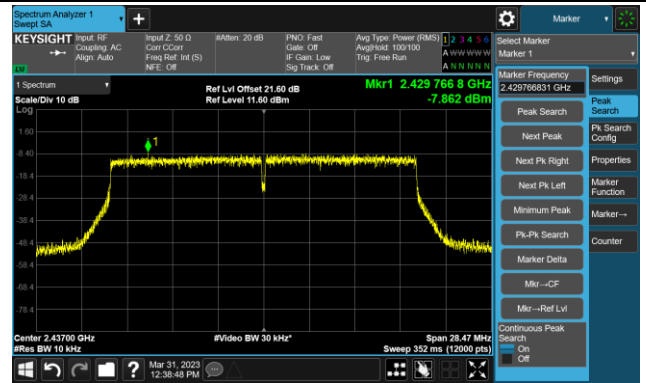


802.11ax-HE20 - PSD – Ant 2

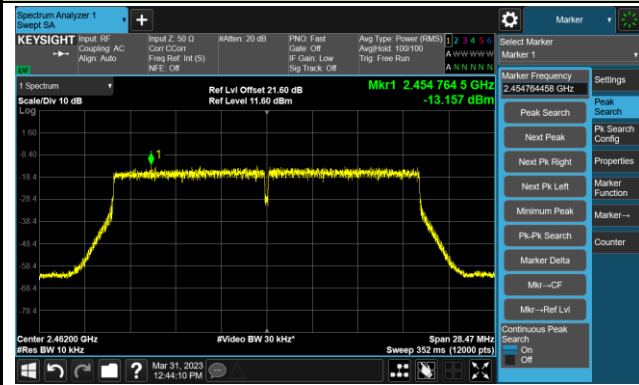
Channel 01 (2412MHz)



Channel 06 (2437MHz)

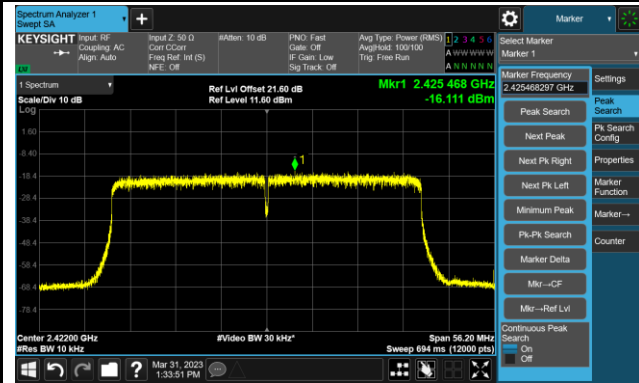


Channel 11 (2462MHz)

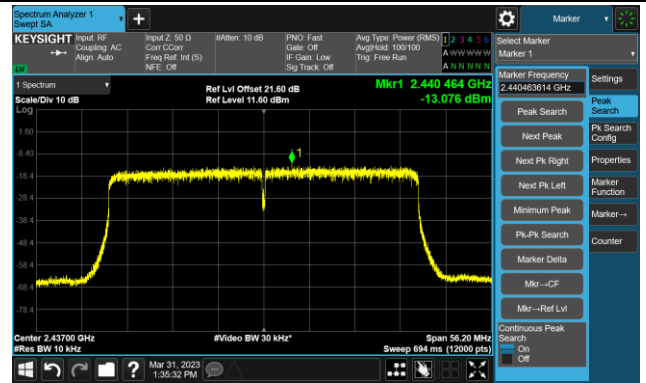


802.11ax-HE40 - PSD – Ant 2

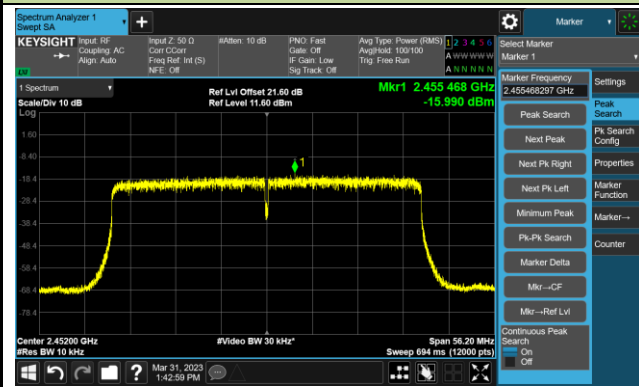
Channel 03 (2422MHz)



Channel 06 (2437MHz)



Channel 09 (2452MHz)



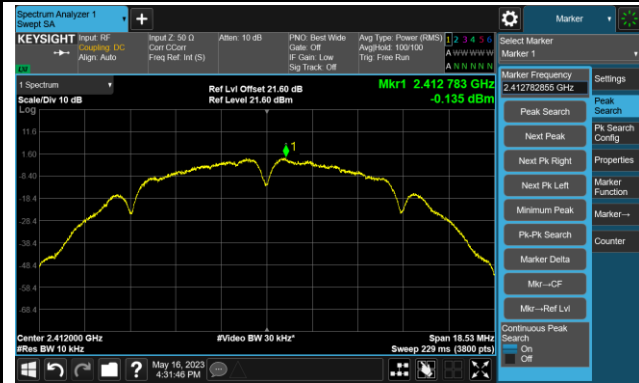
Test Site	WZ-TR3	Test Engineer	Lynn Yang
Test Date	2023-05-16	Test Mode	SISO Mode

Test Mode	Data Rate/ MCS	Channel No.	Freq. (MHz)	PSD (dBm / 10kHz)	Total PSD (dBm/10kHz)	Limit (dBm/3kHz)	Result
11b	1Mbps	01	2412	-0.135	0.09	≤ 8.00	Pass
11b	1Mbps	06	2437	0.982	1.20	≤ 8.00	Pass
11b	1Mbps	11	2462	-0.316	-0.09	≤ 8.00	Pass

Note: When EUT duty cycle ≤ 98%, Total PSD (dBm/10kHz) = PSD (dBm/10kHz) + 10*log (1/Duty Cycle).

802.11b - PSD

Channel 01 (2412MHz)



Channel 06 (2437MHz)



Channel 11 (2462MHz)



A.5 Conducted Band Edge and Out-of-Band Emissions Test Result

Test Site	WZ-TR3	Test Engineer	Lynn Yang
Test Date	2023-04-01	Test Mode	MIMO Mode

Test Mode	Data Rate / MCS	Channel No.	Frequency (MHz)	Limit
11b	1Mbps	01	2412	30dBc
11b	1Mbps	06	2437	30dBc
11b	1Mbps	11	2462	30dBc
11g	6Mbps	01	2412	30dBc
11g	6Mbps	06	2437	30dBc
11g	6Mbps	11	2462	30dBc
11n-HT20	MCS0	01	2412	30dBc
11n-HT20	MCS0	06	2437	30dBc
11n-HT20	MCS0	11	2462	30dBc
11n-HT40	MCS0	03	2422	30dBc
11n-HT40	MCS0	06	2437	30dBc
11n-HT40	MCS0	09	2452	30dBc
11ax-HE20	HE0NSS1	01	2412	30dBc
11ax-HE20	HE0NSS1	06	2437	30dBc
11ax-HE20	HE0NSS1	11	2462	30dBc
11ax-HE40	HE0NSS1	03	2422	30dBc
11ax-HE40	HE0NSS1	06	2437	30dBc
11ax-HE40	HE0NSS1	09	2452	30dBc

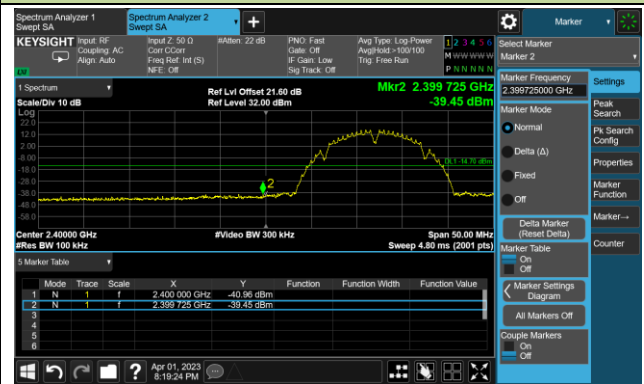
802.11b Out-of-Band Emissions - Ant 0

Channel 01 (2412MHz)

Reference Level



Low Band Edge

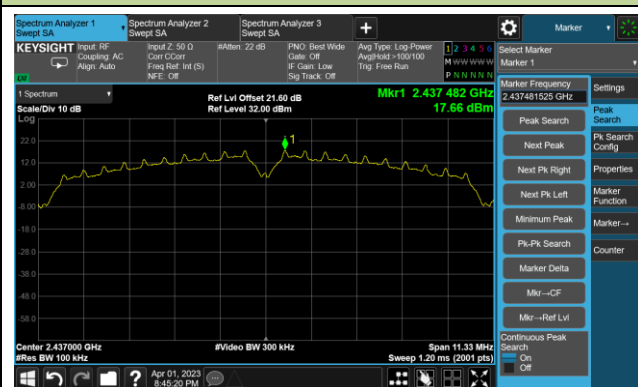


Spurious Emission



Channel 06 (2437MHz)

Reference Level

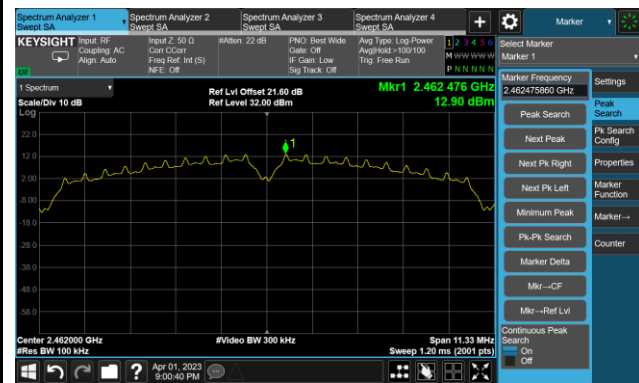


Spurious Emission



Channel 11 (2462MHz)

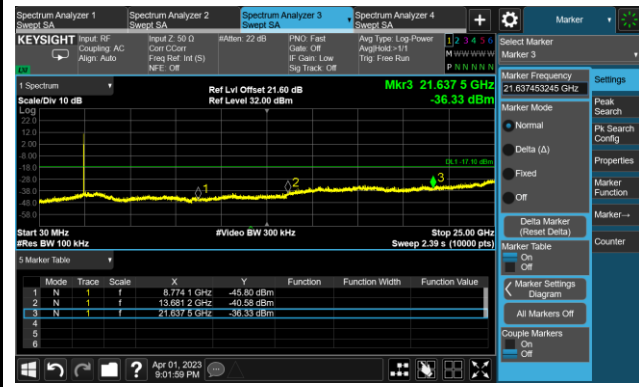
Reference Level



High Band Edge



Spurious Emission



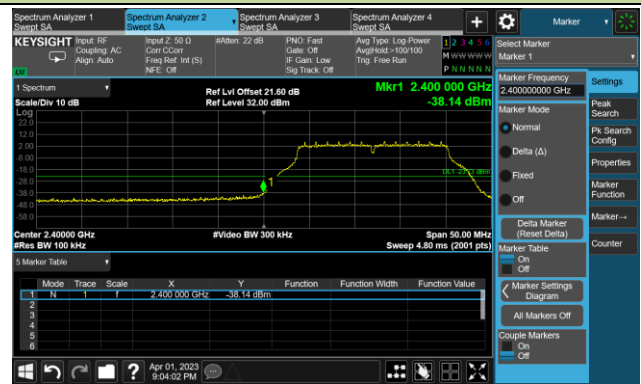
802.11g Out-of-Band Emissions - Ant 0

Channel 01 (2412MHz)

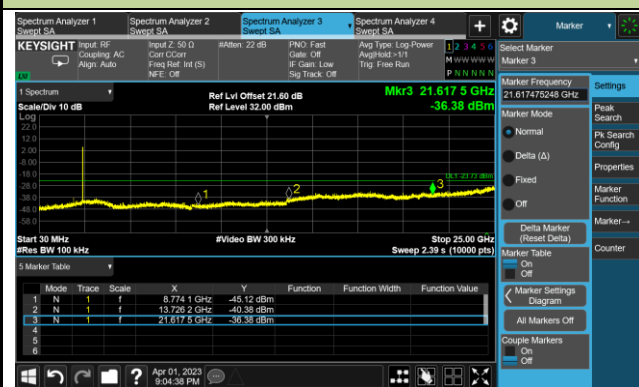
Reference Level



Low Band Edge



Spurious Emission



Channel 06 (2437MHz)

Reference Level



Spurious Emission

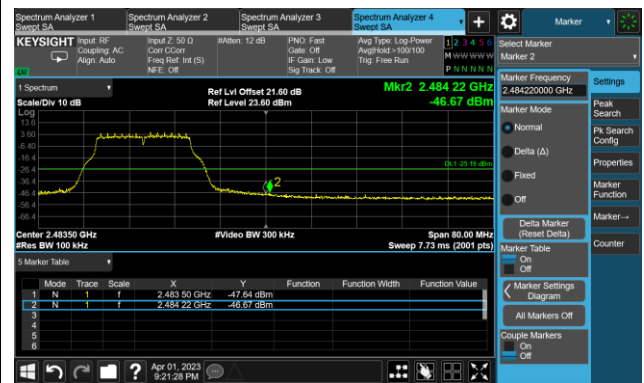


Channel 11 (2462MHz)

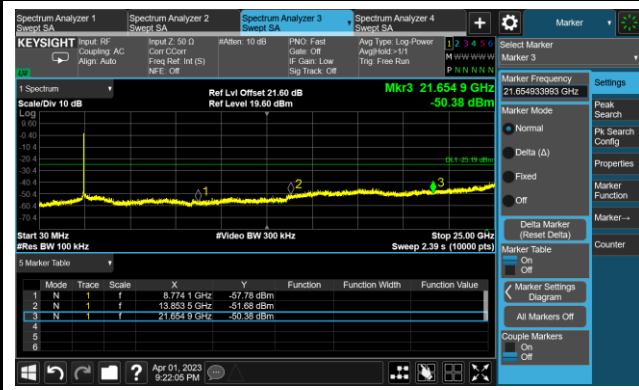
Reference Level



High Band Edge



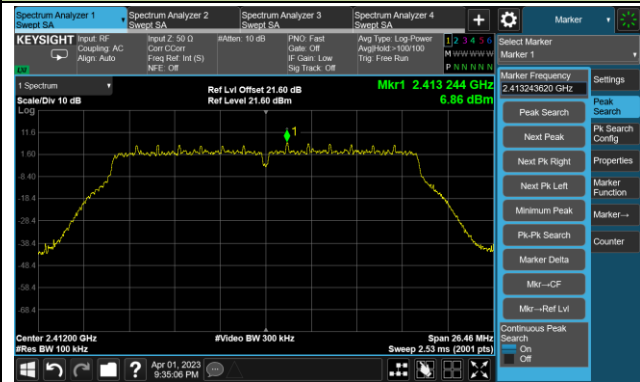
Spurious Emission



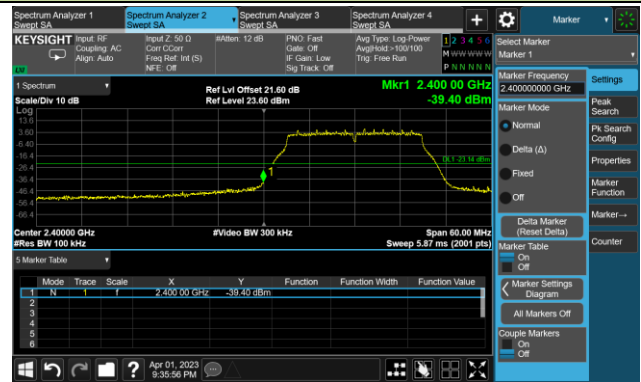
802.11n-HT20 Out-of-Band Emissions - Ant 0

Channel 01 (2412MHz)

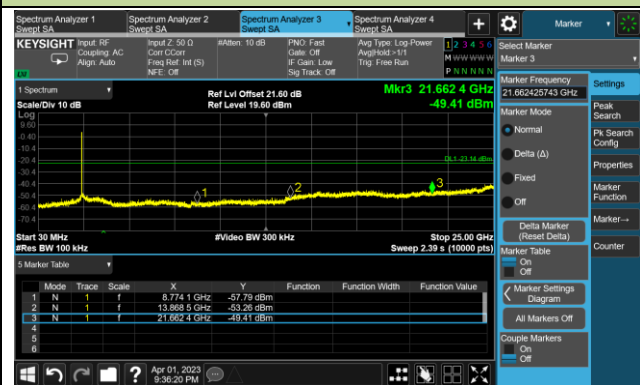
Reference Level



Low Band Edge

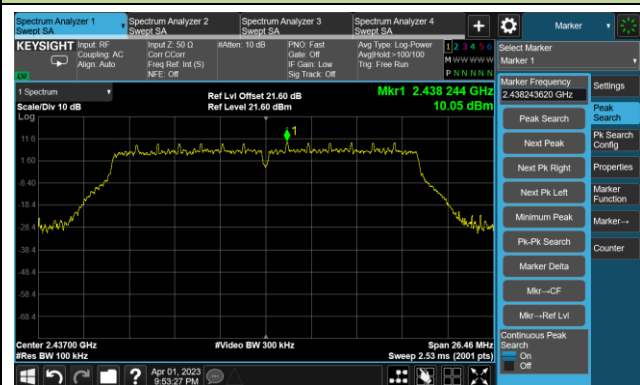


Spurious Emission



Channel 06 (2437MHz)

Reference Level

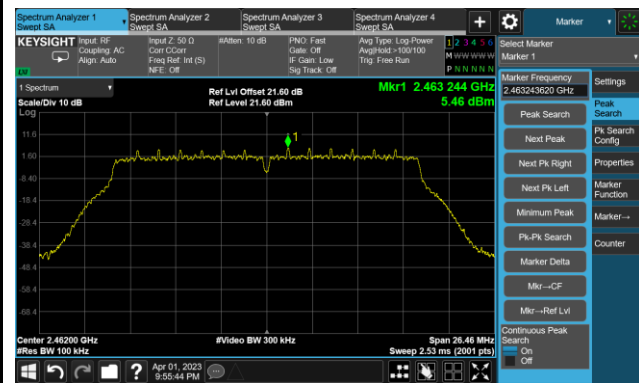


Spurious Emission

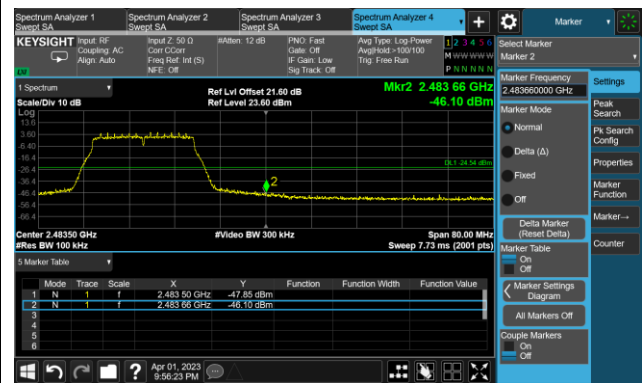


Channel 11 (2462MHz)

Reference Level



High Band Edge



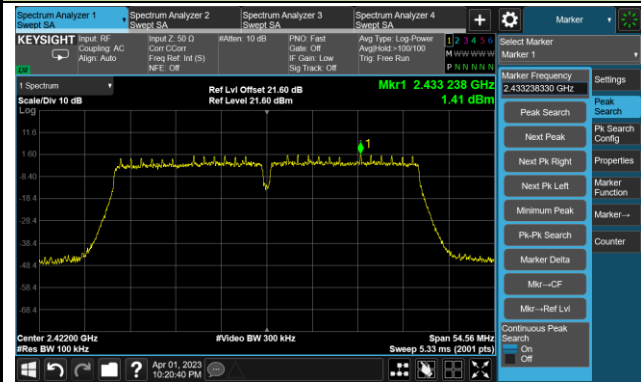
Spurious Emission



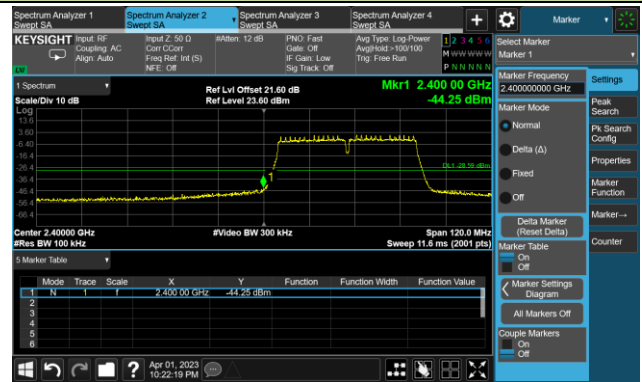
802.11n-HT40 Out-of-Band Emissions - Ant 0

Channel 03 (2422MHz)

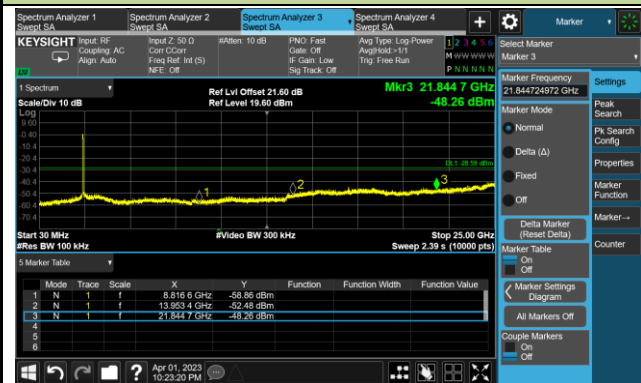
Reference Level



Low Band Edge



Spurious Emission



Channel 06 (2437MHz)

Reference Level



Spurious Emission

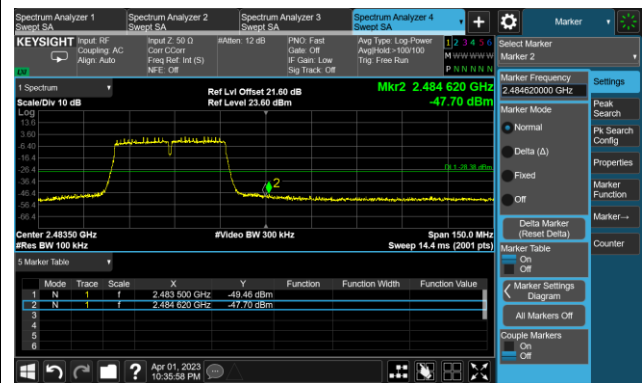


Channel 09 (2452MHz)

Reference Level



High Band Edge



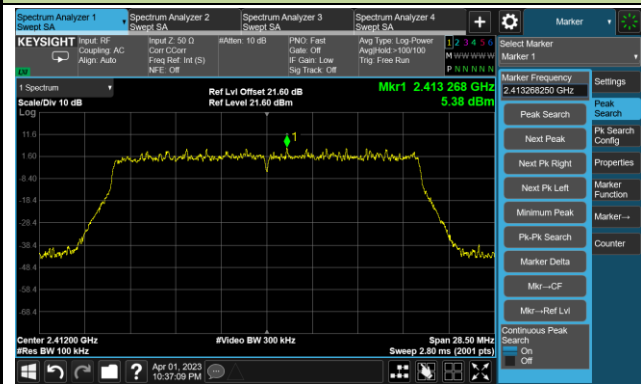
Spurious Emission



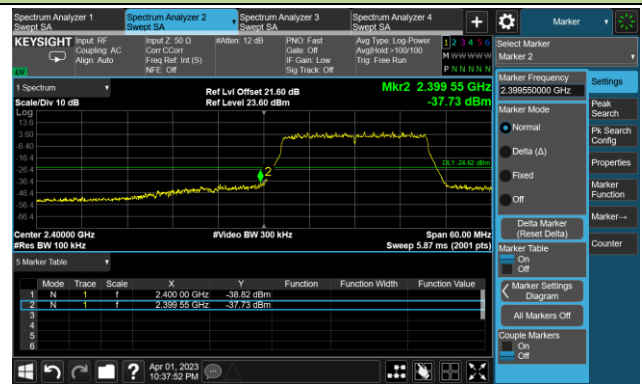
802.11ax-HE20 Out-of-Band Emissions - Ant 0

Channel 01 (2412MHz)

Reference Level



Low Band Edge

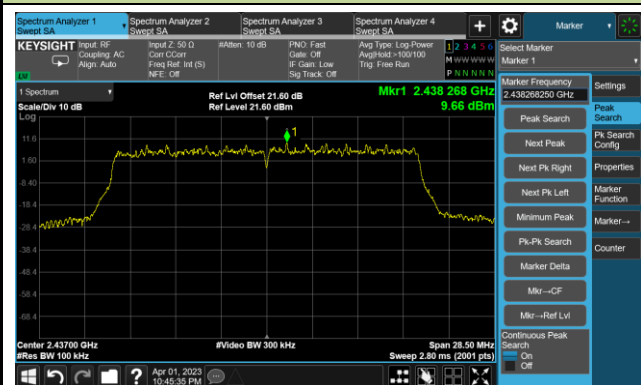


Spurious Emission



Channel 06 (2437MHz)

Reference Level



Spurious Emission

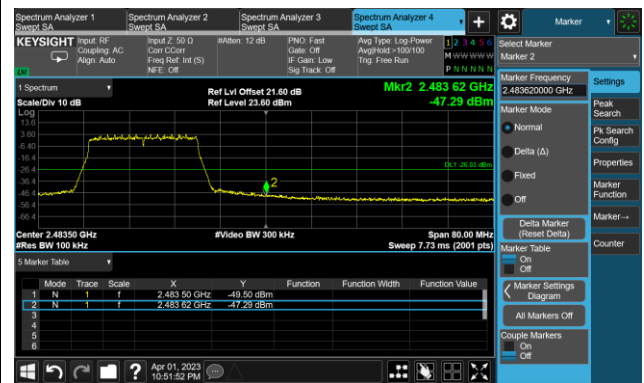


Channel 11 (2462MHz)

Reference Level



High Band Edge



Spurious Emission



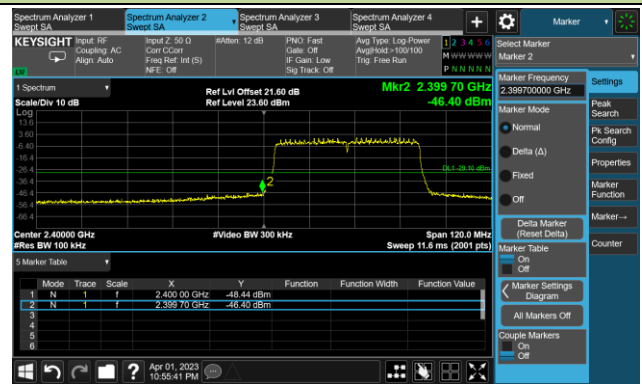
802.11ax-HE40 Out-of-Band Emissions - Ant 0

Channel 03 (2422MHz)

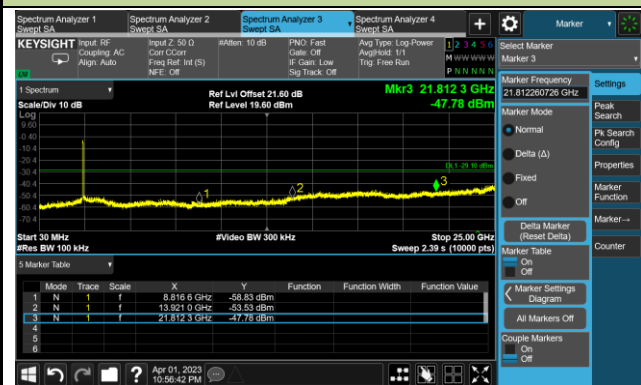
Reference Level



Low Band Edge



Spurious Emission



Channel 06 (2437MHz)

Reference Level



Spurious Emission

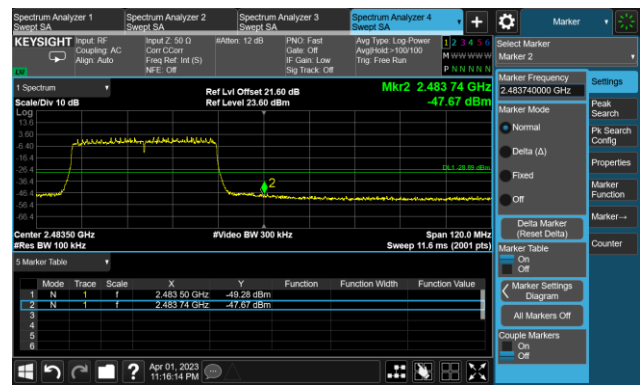


Channel 09 (2452MHz)

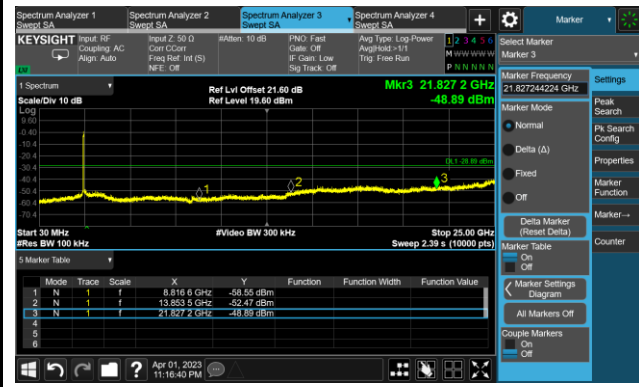
Reference Level



High Band Edge



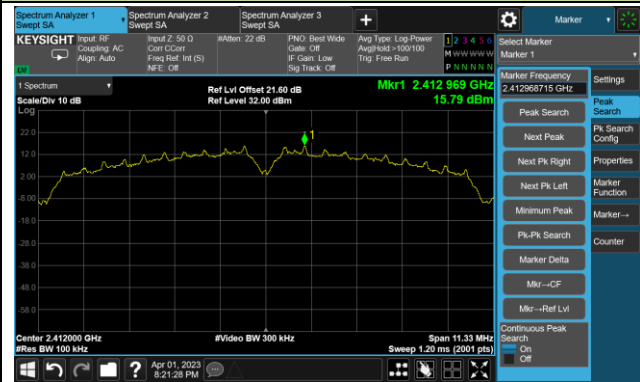
Spurious Emission



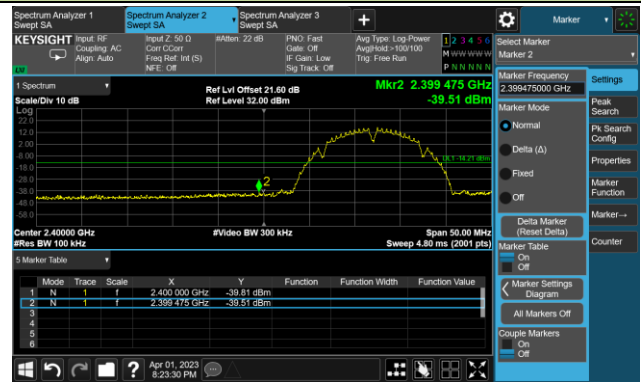
802.11b Out-of-Band Emissions - Ant 1

Channel 01 (2412MHz)

Reference Level



Low Band Edge



Spurious Emission



Channel 06 (2437MHz)

Reference Level

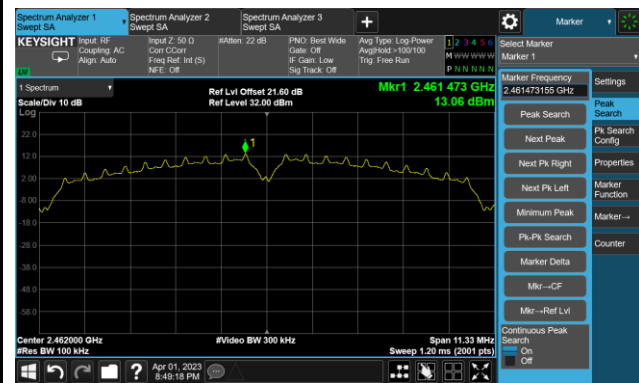


Spurious Emission

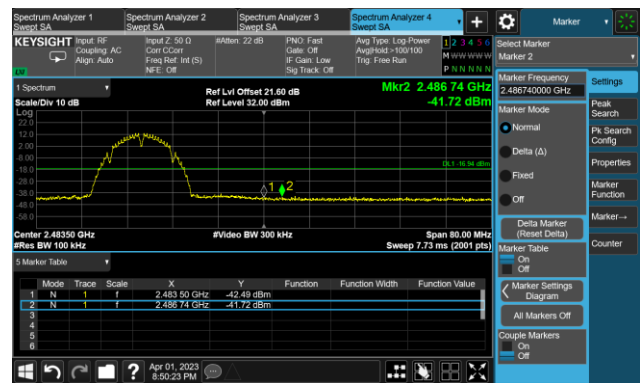


Channel 11 (2462MHz)

Reference Level



High Band Edge



Spurious Emission

