



FCC Test Report

FCC ID : VW3FAST3890V3
Equipment : Docsis 3.1 Voice Gateway
Brand Name : Samgemcom
Model Name : F@ST3890 V3
Multiple Listing : F@ST3890 V3XXXXXXXXXXXX
(X=0-9,A-Z or blank for marketing purpose)
Applicant : Sagemcom Broadband SAS
250, route de l'Empereur 92848
Rueil-Malmaison cedex – France
Manufacturer : Sagemcom Broadband SAS
250, route de l'Empereur 92848
Rueil-Malmaison cedex – France
Standard : 47 CFR FCC Part 15.407

The product was received on Apr. 18, 2019, and testing was started from Apr. 18, 2019 and completed on May 06, 2019. We, SPORTON INTERNATIONAL INC. EMC & Wireless Communications Laboratory, would like to declare that the tested sample has been evaluated in accordance with the procedures given in ANSI C63.10-2013 and shown compliance with the applicable technical standards.

The report must not be used by the client to claim product certification, approval, or endorsement by TAF or any agency of government.

The test results in this report apply exclusively to the tested model / sample. Without written approval of SPORTON INTERNATIONAL INC. EMC & Wireless Communications Laboratory, the test report shall not be reproduced except in full.

Approved by: Allen Lin

SPORTON INTERNATIONAL INC. EMC & Wireless Communications Laboratory

No. 52, Huaya 1st Rd., Guishan Dist., Taoyuan City, Taiwan (R.O.C.)



Table of Contents

HISTORY OF THIS TEST REPORT3

SUMMARY OF TEST RESULT4

1 GENERAL DESCRIPTION5

1.1 Information.....5

1.2 Testing Applied Standards8

1.3 Testing Location Information8

1.4 Measurement Uncertainty8

2 TEST CONFIGURATION OF EUT.....9

2.1 Test Condition9

2.2 Test Channel Mode9

2.3 The Worst Case Measurement Configuration.....11

2.4 Accessories and Support Equipment12

2.5 Test Setup Diagram13

3 TRANSMITTER TEST RESULT15

3.1 AC Power-line Conducted Emissions15

3.2 Emission Bandwidth16

3.3 Maximum Conducted Output Power17

3.4 Peak Power Spectral Density.....19

3.5 Unwanted Emissions.....21

3.6 Test Equipment and Calibration Data25

APPENDIX A. TEST RESULTS OF AC POWER-LINE CONDUCTED EMISSIONS

APPENDIX B. TEST RESULTS OF EMISSION BANDWIDTH

APPENDIX C. TEST RESULTS OF MAXIMUM CONDUCTED OUTPUT POWER

APPENDIX D. TEST RESULTS OF PEAK POWER SPECTRAL DENSITY

APPENDIX E. TEST RESULTS OF UNWANTED EMISSIONS

APPENDIX F. TEST RESULTS OF RADIATED EMISSION CO-LOCATION

APPENDIX G. TEST PHOTOS

PHOTOGRAPHS OF EUT V01



History of this test report

Report No.	Version	Description	Issued Date
FR941813AN	01	Initial issue of report	Jul. 02, 2019



Summary of Test Result

Report Clause	Ref. Std. Clause	Test Items	Result (PASS/FAIL)	Remark
1.1.2	15.203	Antenna Requirement	PASS	-
3.1	15.207	AC Power-line Conducted Emissions	PASS	-
3.2	15.407(a)	Emission Bandwidth	PASS	-
3.3	15.407(a)	Maximum Conducted Output Power	PASS	-
3.4	15.407(a)	Peak Power Spectral Density	PASS	-
3.5	15.407(b)	Unwanted Emissions	PASS	-

Declaration of Conformity:
The test results with all measurement uncertainty excluded are presented in accordance with the regulation limits or requirements declared by manufacturers.
Comments and explanations:
None

Reviewed by: Jackson Tsai

Report Producer: Ann Hou



1 General Description

1.1 Information

1.1.1 RF General Information

Frequency Range (MHz)	IEEE Std. 802.11	Ch. Frequency (MHz)	Channel Number
5150-5250	a, n (HT20), ac (VHT20)	5180-5240	36-48 [4]
5725-5850		5745-5825	149-165 [5]
5150-5250	n (HT40), ac (VHT40)	5190-5230	38-46 [2]
5725-5850		5755-5795	151-159 [2]
5150-5250	ac (VHT80)	5210	42 [1]
5725-5850		5775	155 [1]

Non-Beamforming

Band	Mode	BWch (MHz)	Nant
5.15-5.25GHz	802.11a	20	4TX
5.725-5.85GHz	802.11a	20	4TX
5.15-5.25GHz	802.11ac VHT20	20	4TX
5.725-5.85GHz	802.11ac VHT20	20	4TX
5.15-5.25GHz	802.11ac VHT40	40	4TX
5.725-5.85GHz	802.11ac VHT40	40	4TX
5.15-5.25GHz	802.11ac VHT80	80	4TX
5.725-5.85GHz	802.11ac VHT80	80	4TX

Beamforming

Band	Mode	BWch (MHz)	Nant
5.15-5.25GHz	802.11ac VHT20-BF	20	4TX
5.725-5.85GHz	802.11ac VHT20-BF	20	4TX
5.15-5.25GHz	802.11ac VHT40-BF	40	4TX
5.725-5.85GHz	802.11ac VHT40-BF	40	4TX
5.15-5.25GHz	802.11ac VHT80-BF	80	4TX
5.725-5.85GHz	802.11ac VHT80-BF	80	4TX

Note:

- ♦ 11a, HT20 and HT40 use a combination of OFDM-BPSK, QPSK, 16QAM, 64QAM modulation.
- ♦ VHT20, VHT40, VHT80 use a combination of OFDM-BPSK, QPSK, 16QAM, 64QAM, 256QAM, 1024QAM modulation.
- ♦ BWch is the nominal channel bandwidth.



1.1.2 Antenna Information

Ant.	Port	Gain (dBi)					Antenna Type	Connector	Brand	Model Name
		2.4G	U-NII-1	U-NII-2A	U-NII-2C	U-NII-3				
1	1	3.04	4.12	3.59	3	3.93	PCB	I-PEX	PEGATRON	FAST3890v3
2	2	3	3.55	4.22	4.39	4.11	PCB	I-PEX	PEGATRON	FAST3890v3
3	3	3.81	3.91	5.03	5.12	4.95	PCB	I-PEX	PEGATRON	FAST3890v3
4	4	3.18	3.44	3.25	3.25	4.1	PCB	I-PEX	PEGATRON	FAST3890v3
Correlated Gain		7.59	7.38	6.99	7.46	7.8	-	-	-	-

Note 1: The EUT has four antennas.

For 2.4GHz function:

For IEEE 802.11 b/g mode (4TX/4RX)

Ant. 1 (port 1), Ant. 2 (port 2), Ant. 3 (port 3) and Ant. 4 (port 4) could transmit/receive simultaneously.

For 5GHz function:

For IEEE 802.11 n mode (4TX/4RX)

Ant. 1 (port 1), Ant. 2 (port 2), Ant. 3 (port 3) and Ant. 4 (port 4) could transmit/receive simultaneously.

1.1.3 EUT Information

Operational Condition			
EUT Power Type	From AC Adapter		
EUT Function	<input type="checkbox"/>	Outdoor	<input checked="" type="checkbox"/> Indoor
	<input type="checkbox"/>	Fixed P2P	<input type="checkbox"/> Client
Beamforming Function	<input checked="" type="checkbox"/>	With beamforming	<input checked="" type="checkbox"/> Without beamforming
TPC Function	<input checked="" type="checkbox"/>	With TPC Function	<input type="checkbox"/> Without TPC Function
Type of EUT			
<input checked="" type="checkbox"/>	Stand-alone		
<input type="checkbox"/>	Combined (EUT where the radio part is fully integrated within another device)		
	Combined Equipment - Brand Name / Model No.:		...
<input type="checkbox"/>	Plug-in radio (EUT intended for a variety of host systems)		
	Host System - Brand Name / Model No.:		...
<input type="checkbox"/>	Other:		



1.1.4 Mode Test Duty Cycle

Non-Beamforming

Mode	DC	DCF(dB)	T(s)	VBW(Hz) $\geq 1/T$
802.11a	0.952	0.21	2.066m	1k
802.11ac VHT20	0.986	0.06	n/a (DC \geq 0.98)	n/a (DC \geq 0.98)
802.11ac VHT40	0.957	0.19	954.688u	3k
802.11ac VHT80	0.945	0.25	1.93m	1k

Note. If DC < 0.98, the DCF was added while measuring Output power and PSD.

Beamforming

Mode	DC	DCF(dB)	T(s)	VBW(Hz) $\geq 1/T$
802.11ac VHT20-BF	0.929	0.32	3.839m	300
802.11ac VHT40-BF	0.942	0.26	4.611m	300
802.11ac VHT80-BF	0.932	0.31	5.1m	300

Note. If DC < 0.98, the DCF was added while measuring Output power and PSD.

1.2 Testing Applied Standards

According to the specifications of the manufacturer, the EUT must comply with the requirements of the following standards:

- ◆ 47 CFR FCC Part 15
- ◆ ANSI C63.10-2013
- ◆ KDB 789033 D02 v02r01
- ◆ KDB 662911 D01 v02r01

1.3 Testing Location Information

Testing Location			
<input checked="" type="checkbox"/>	HWA YA	ADD : No. 52, Huaya 1st Rd., Guishan Dist., Taoyuan City, Taiwan (R.O.C.)	
		TEL : 886-3-327-3456	FAX : 886-3-327-0973
Test site Designation No. TW1190 with FCC.			
<input type="checkbox"/>	JHUBEI	ADD : No.8, Ln. 724, Bo'ai St., Zhubei City, Hsinchu County, Taiwan (R.O.C.)	
		TEL : 886-3-656-9065	FAX : 886-3-656-9085
Test site Designation No. TW0006 with FCC.			

Test Condition	Test Site No.	Test Engineer	Test Environment	Test Date
AC Conduction	CO01-HY	Jeff	23.2~23.8°C / 55.2~57.1%	30/Apr/2019
RF Conducted	TH01-HY	Andy	23.7~25.2°C / 59.6~61.3%	26/Apr/2019~ 06/May/2019
Radiated	03CH09-HY	Lego	22.3~24.2°C / 65.1~68.2%	18/Apr/2019~ 06/May/2019

1.4 Measurement Uncertainty

ISO/IEC 17025 requires that an estimate of the measurement uncertainties associated with the emissions test results be included in the report. The measurement uncertainties given below are based on a 95% confidence level (based on a coverage factor (k=2))

Test Items	Uncertainty	Remark
Conducted Emission (150kHz ~ 30MHz)	3.54 dB	Confidence levels of 95%
Radiated Emission (9kHz ~ 30MHz)	1.6 dB	Confidence levels of 95%
Radiated Emission (30MHz ~ 1,000MHz)	4.3 dB	Confidence levels of 95%
Radiated Emission (1GHz ~ 18GHz)	3.9 dB	Confidence levels of 95%
Radiated Emission (18GHz ~ 40GHz)	3.5 dB	Confidence levels of 95%
Conducted Emission	1.3 dB	Confidence levels of 95%
Temperature	0.7 °C	Confidence levels of 95%
Humidity	4 %	Confidence levels of 95%



2 Test Configuration of EUT

2.1 Test Condition

Condition Item	Abbreviation/Remark	Remark
RF Conducted	Abbreviation	Remark
TnomVnom	Tnom	20°C
	Vnom	120V

2.2 Test Channel Mode

Test Software Version	accessMTool 3.0.0.2
-----------------------	---------------------

Non-Beamforming

Mode	Power Setting
802.11a_Nss1,(6Mbps)_4TX	-
5180MHz	84
5200MHz	85
5240MHz	89
5745MHz	92
5785MHz	90
5825MHz	88
802.11ac VHT20_Nss1,(MCS0)_4TX	-
5180MHz	80
5200MHz	90
5240MHz	91
5745MHz	92
5785MHz	92
5825MHz	92
802.11ac VHT40_Nss1,(MCS0)_4TX	-
5190MHz	68
5230MHz	87
5755MHz	90
5795MHz	95
802.11ac VHT80_Nss1,(MCS0)_4TX	-
5210MHz	65
5775MHz	80




Beamforming

Mode	Power Setting
802.11ac VHT20-BF_Nss1,(MCS0)_4TX	-
5180MHz	87
5200MHz	90
5240MHz	89
5745MHz	93
5785MHz	93
5825MHz	93
802.11ac VHT40-BF_Nss1,(MCS0)_4TX	-
5190MHz	69
5230MHz	89
5755MHz	91
5795MHz	92
802.11ac VHT80-BF_Nss1,(MCS0)_4TX	-
5210MHz	66
5775MHz	80

2.3 The Worst Case Measurement Configuration

The Worst Case Mode for Following Conformance Tests	
Tests Item	AC power-line conducted emissions
Condition	AC power-line conducted measurement for line and neutral
Operating Mode	CTX
1	Adapter mode

The Worst Case Mode for Following Conformance Tests	
Tests Item	Emission Bandwidth Maximum Conducted Output Power Peak Power Spectral Density
Test Condition	Conducted measurement at transmit chains

The Worst Case Mode for Following Conformance Tests	
Tests Item	Unwanted Emissions
Test Condition	Radiated measurement If EUT consist of multiple antenna assembly (multiple antenna are used in EUT regardless of spatial multiplexing MIMO configuration), the radiated test should be performed with highest antenna gain of each antenna type.
Operating Mode < 1GHz	CTX
1	Adapter mode
Operating Mode > 1GHz	CTX
Orthogonal Planes of EUT	Y Plane
	
Worst Planes of EUT	V

The Worst Case Mode for Following Conformance Tests	
Tests Item	Simultaneous Transmission Analysis
Test Condition	Radiated measurement
Operating Mode	Normal Link
1	WLAN 2.4GHz +WLAN 5GHz
Refer to Sporton Test Report No.: FA941813 for Co-location RF Exposure Evaluation and Appendix F for Radiated Emission Co-location.	

2.4 Accessories and Support Equipment

Accessories				
AC Adapter	Brand Name	Sagemcom	Model Name	MSA-Z3800IC12.0-48W-P
	Manufacturer	MOSO	P/N	191377516
	Power Rating	I/P: 200-240Vac; 1.2A; O/P: 10Vdc, 3.8A		
	Power Cord	1.5 meter, non-shielded cable, w/o ferrite core		
Power Cable	Brand Name	Sagemcom	Model Name	MSA-Z3800IC12.0-48W-P
	Manufacturer	MOSO	P/N	191377516
	Signal Line	0.9 meter, non-shielded cable, w/o ferrite core		
RJ11 Cable	Brand Name	N/A	Model Name	N/A
	Power Cord	1.45 meter, non-shielded cable		
RJ45 Cable	Brand Name	N/A	Model Name	N/A
	Power Cord	1.45 meter, non-shielded cable		

Reminder: Regarding to more detail and other information, please refer to user manual.

Support Equipment – AC Conduction				
No.	Equipment	Brand Name	Model Name	FCC ID
1	Notebook	Dell	PP13S	DoC
2	Client	N/A	N/A	N/A

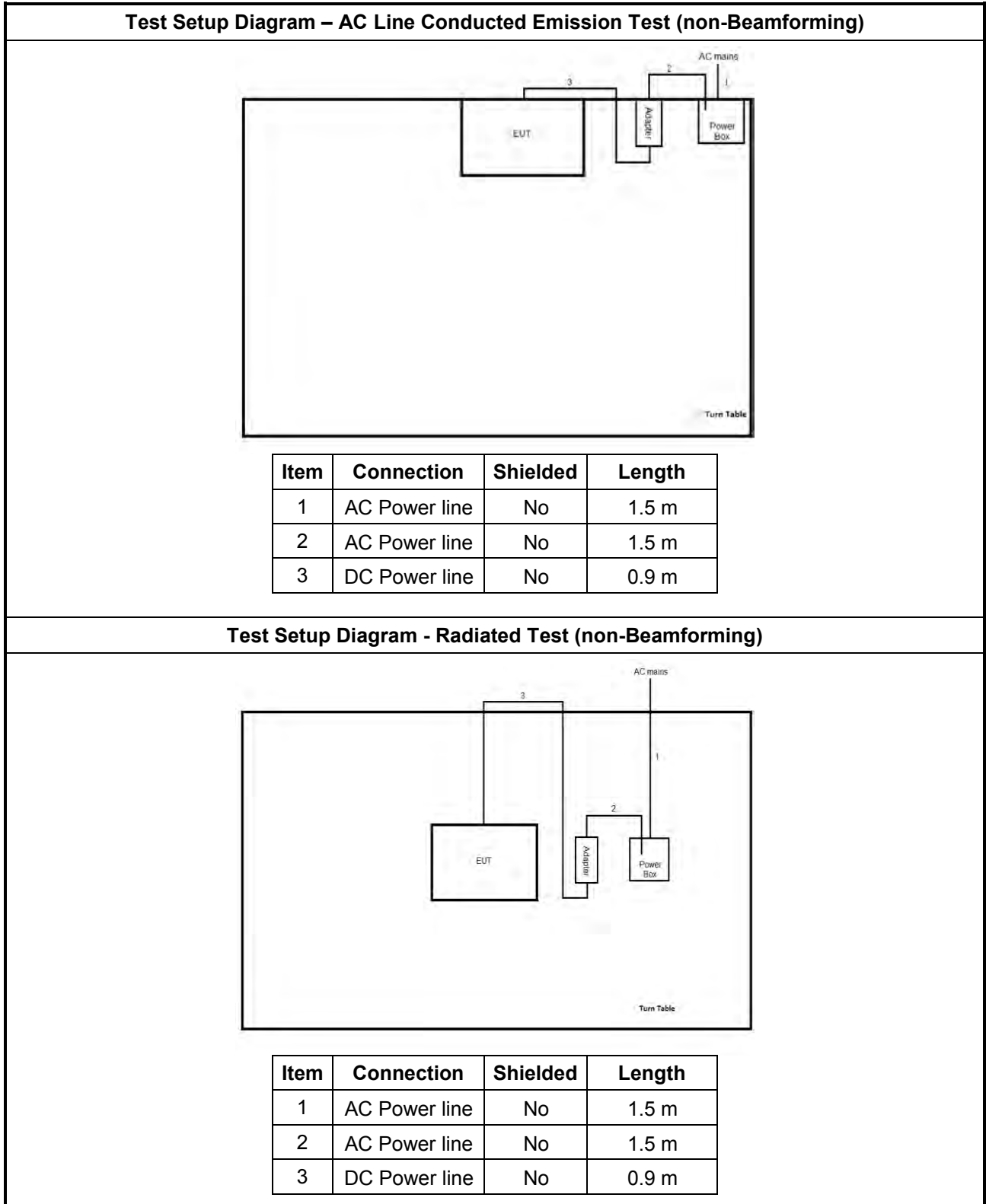
Note: Support equipment No.2 was provided by customer.

Support Equipment – RF Conducted				
No.	Equipment	Brand Name	Model Name	FCC ID
1	Notebook	DELL	E5410	DoC
2	Adapter for Notebook	DELL	HA65NM130	DoC
3	AC Power Source	GW	APS-9102	N/A

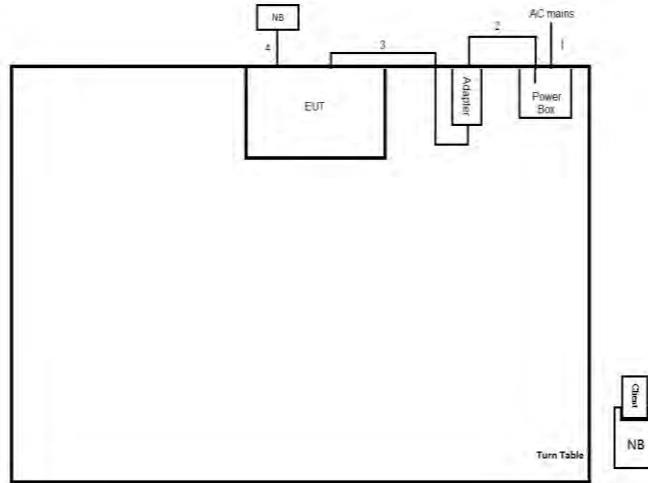
Support Equipment – Radiated Emission				
No.	Equipment	Brand Name	Model Name	FCC ID
1	Notebook	Dell	PP13S	DoC
2	Client	N/A	N/A	N/A

Note: Support equipment No.2 was provided by customer.

2.5 Test Setup Diagram

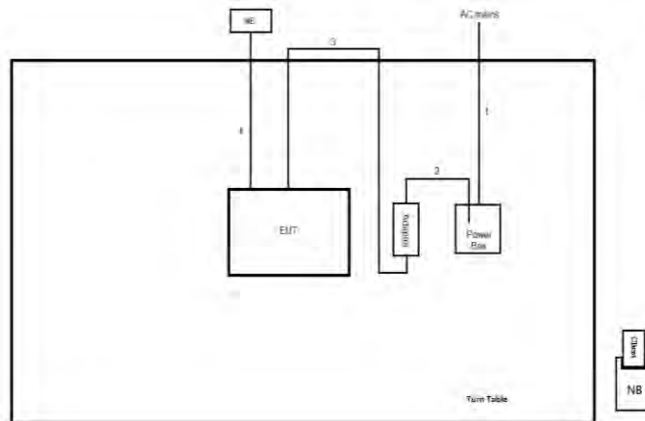


Test Setup Diagram – AC Line Conducted Emission Test (Beamforming)



Item	Connection	Shielded	Length
1	AC Power line	No	1.5 m
2	AC Power line	No	1.5 m
3	DC Power line	No	0.9 m
4	Lan Cable	No	10 m

Test Setup Diagram - Radiated Test (Beamforming)



Item	Connection	Shielded	Length
1	AC Power line	No	1.5 m
2	AC Power line	No	1.5 m
3	DC Power line	No	0.9 m
4	Lan Cable	No	10 m

3 Transmitter Test Result

3.1 AC Power-line Conducted Emissions

3.1.1 AC Power-line Conducted Emissions Limit

AC Power-line Conducted Emissions Limit		
Frequency Emission (MHz)	Quasi-Peak	Average
0.15-0.5	66 - 56 *	56 - 46 *
0.5-5	56	46
5-30	60	50

Note 1: * Decreases with the logarithm of the frequency.

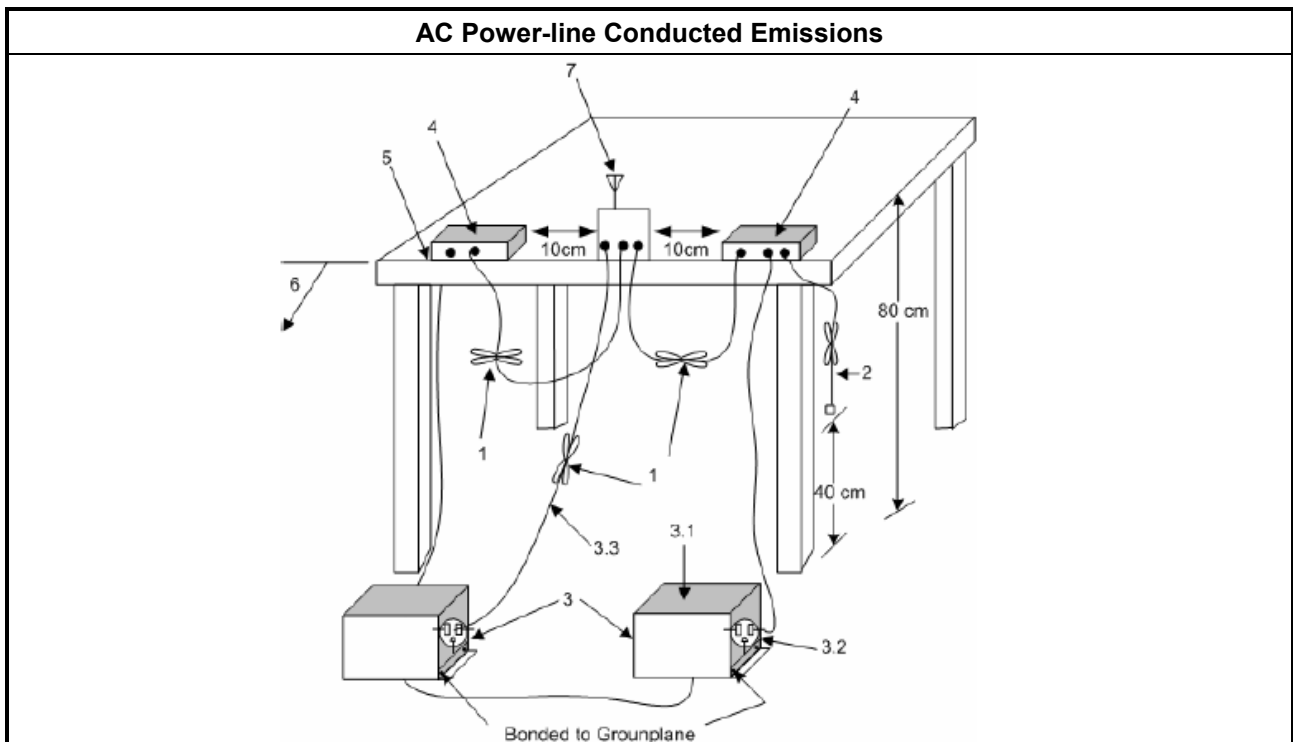
3.1.2 Measuring Instruments

Refer a test equipment and calibration data table in this test report.

3.1.3 Test Procedures

Test Method
<input checked="" type="checkbox"/> Refer as ANSI C63.10-2013, clause 6.2 for AC power-line conducted emissions.

3.1.4 Test Setup



3.1.5 Test Result of AC Power-line Conducted Emissions

Refer as Appendix A

3.2 Emission Bandwidth

3.2.1 Emission Bandwidth Limit

Emission Bandwidth Limit	
UNII Devices	
<input checked="" type="checkbox"/>	For the 5.15-5.25 GHz band, N/A
<input type="checkbox"/>	For the 5.25-5.35 GHz band, N/A
<input type="checkbox"/>	For the 5.47-5.725 GHz band, N/A
<input checked="" type="checkbox"/>	For the 5.725-5.85 GHz band, 6 dB emission bandwidth \geq 500kHz.

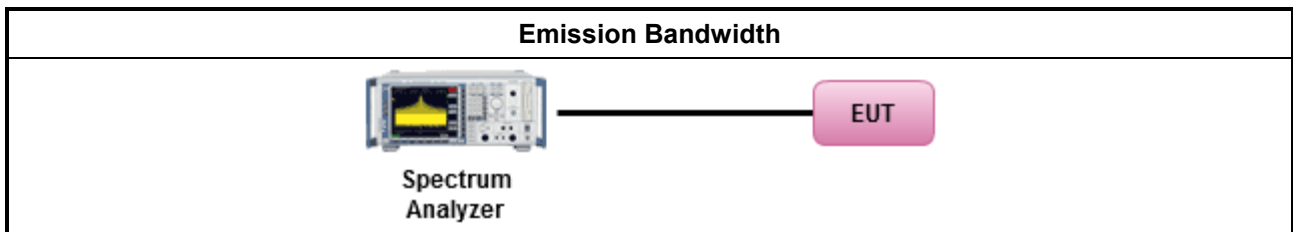
3.2.2 Measuring Instruments

Refer a test equipment and calibration data table in this test report.

3.2.3 Test Procedures

Test Method	
<ul style="list-style-type: none"> ▪ For the emission bandwidth shall be measured using one of the options below: 	
<input checked="" type="checkbox"/>	Refer as KDB 789033, clause C for EBW and clause D for OBW measurement.
<input type="checkbox"/>	Refer as ANSI C63.10, clause 6.9.3 for occupied bandwidth testing.
<input type="checkbox"/>	Refer as IC RSS-Gen, clause 6.7 for bandwidth testing.

3.2.4 Test Setup



3.2.5 Test Result of Emission Bandwidth

Refer as Appendix B

3.3 Maximum Conducted Output Power

3.3.1 Maximum Conducted Output Power Limit

Maximum Conducted Output Power Limit	
UNII Devices	
<input checked="" type="checkbox"/> For the 5.15-5.25 GHz band:	
	<ul style="list-style-type: none"> ▪ Outdoor AP: the maximum conducted output power (P_{Out}) shall not exceed the lesser of 1 W. If $G_{TX} > 6$ dBi, then $P_{Out} = 30 - (G_{TX} - 6)$. e.i.r.p. at any elevation angle above 30 degrees $\leq 125mW$ [21dBm] ▪ Indoor AP: the maximum conducted output power (P_{Out}) shall not exceed the lesser of 1 W. If $G_{TX} > 6$ dBi, then $P_{Out} = 30 - (G_{TX} - 6)$ ▪ Point-to-point AP: the maximum conducted output power (P_{Out}) shall not exceed the lesser of 1 W. If $G_{TX} > 23$ dBi, then $P_{Out} = 30 - (G_{TX} - 23)$. ▪ Mobile or Portable Client: the maximum conducted output power (P_{Out}) shall not exceed the lesser of 250 mW. If $G_{TX} > 6$ dBi, then $P_{Out} = 24 - (G_{TX} - 6)$.
<input type="checkbox"/> For the 5.25-5.35 GHz band, the maximum conducted output power (P_{Out}) shall not exceed the lesser of 250 mW or $11 \text{ dBm} + 10 \log B$, where B is the 26 dB emission bandwidth in MHz. If $G_{TX} > 6$ dBi, then $P_{Out} = 24 - (G_{TX} - 6)$.	
<input type="checkbox"/> For the 5.47-5.725 GHz band, the maximum conducted output power (P_{Out}) shall not exceed the lesser of 250 mW or $11 \text{ dBm} + 10 \log B$, where B is the 26 dB emission bandwidth in MHz. If $G_{TX} > 6$ dBi, then $P_{Out} = 24 - (G_{TX} - 6)$.	
<input checked="" type="checkbox"/> For the 5.725-5.85 GHz band:	
	<ul style="list-style-type: none"> ▪ Point-to-multipoint systems (P2M): the maximum conducted output power (P_{Out}) shall not exceed the lesser of 1 W. If $G_{TX} > 6$ dBi, then $P_{Out} = 30 - (G_{TX} - 6)$. ▪ Point-to-point systems (P2P): the maximum conducted output power (P_{Out}) shall not exceed the lesser of 1 W.
P_{Out} = maximum conducted output power in dBm, G_{TX} = the maximum transmitting antenna directional gain in dBi.	


3.3.2 Measuring Instruments

Refer a test equipment and calibration data table in this test report.

3.3.3 Test Procedures

Test Method	
<ul style="list-style-type: none"> Maximum Conducted Output Power 	
	Duty cycle ≥ 98%
<input type="checkbox"/>	Refer as KDB 789033, clause E Method SA-2 (spectral trace averaging).
	Duty cycle < 98%
<input type="checkbox"/>	Refer as KDB 789033, clause E Method SA-2 Alt. (RMS detection with slow sweep speed)
	Wideband RF power meter and average over on/off periods with duty factor
<input checked="" type="checkbox"/>	Refer as KDB 789033, clause E Method PM (using an RF average power meter).
<ul style="list-style-type: none"> For conducted measurement. 	
	<ul style="list-style-type: none"> If the EUT supports multiple transmit chains using options given below: Refer as KDB 662911, In-band power measurements. Using the measure-and-sum approach, measured all transmit ports individually. Sum the power (in linear power units e.g., mW) of all ports for each individual sample and save them.
	<ul style="list-style-type: none"> If multiple transmit chains, EIRP calculation could be following as methods: $P_{total} = P_1 + P_2 + \dots + P_n$ (calculated in linear unit [mW] and transfer to log unit [dBm]) $EIRP_{total} = P_{total} + DG$

3.3.4 Test Setup



3.3.5 Test Result of Maximum Conducted Output Power

Refer as Appendix C

3.4 Peak Power Spectral Density

3.4.1 Peak Power Spectral Density Limit

Peak Power Spectral Density Limit	
UNII Devices	
<input checked="" type="checkbox"/> For the 5.15-5.25 GHz band:	
<input type="checkbox"/>	<ul style="list-style-type: none"> ▪ Outdoor AP: the peak power spectral density (PPSD) shall not exceed the lesser of 17dBm/MHz. If $G_{TX} > 6$ dBi, then $P_{Out} = 17 - (G_{TX} - 6)$. ▪ Indoor AP: the peak power spectral density (PPSD) shall not exceed the lesser of 17dBm/MHz. If $G_{TX} > 6$ dBi, then $P_{Out} = 17 - (G_{TX} - 6)$. ▪ Point-to-point AP: the peak power spectral density (PPSD) shall not exceed the lesser of 17dBm/MHz. If $G_{TX} > 23$ dBi, then $P_{Out} = 17 - (G_{TX} - 23)$. ▪ Mobile or Portable Client: the peak power spectral density (PPSD) ≤ 11 dBm/MHz. If $G_{TX} > 6$ dBi, then $PPSD = 11 - (G_{TX} - 6)$.
<input type="checkbox"/> For the 5.25-5.35 GHz band, the peak power spectral density (PPSD) ≤ 11 dBm/MHz. If $G_{TX} > 6$ dBi, then $PPSD = 11 - (G_{TX} - 6)$.	
<input type="checkbox"/> For the 5.47-5.725 GHz band, the peak power spectral density (PPSD) ≤ 11 dBm/MHz. If $G_{TX} > 6$ dBi, then $PPSD = 11 - (G_{TX} - 6)$.	
<input checked="" type="checkbox"/> For the 5.725-5.85 GHz band:	
<input type="checkbox"/>	<ul style="list-style-type: none"> ▪ Point-to-multipoint systems (P2M): the peak power spectral density (PPSD) ≤ 30 dBm/500kHz. If $G_{TX} > 6$ dBi, then $PPSD = 30 - (G_{TX} - 6)$. ▪ Point-to-point systems (P2P): the peak power spectral density (PPSD) ≤ 30 dBm/500kHz.
<p>PPSD = peak power spectral density that he same method as used to determine the conducted output power shall be used to determine the power spectral density. And power spectral density in dBm/MHz</p> <p>G_{TX} = the maximum transmitting antenna directional gain in dBi.</p>	

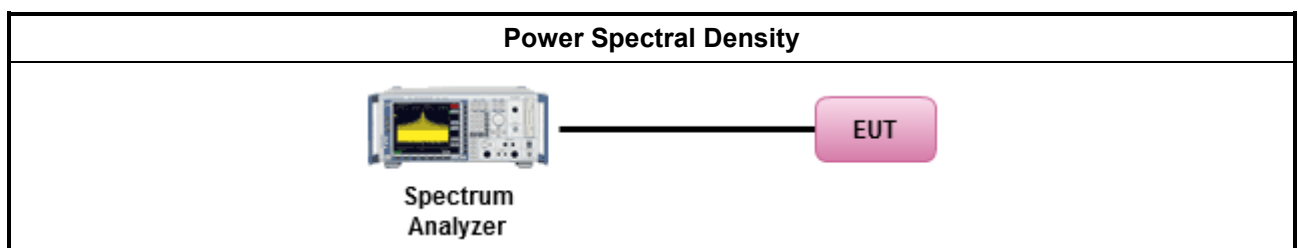
3.4.2 Measuring Instruments

Refer a test equipment and calibration data table in this test report.

3.4.3 Test Procedures

Test Method	
<ul style="list-style-type: none"> ▪ Peak power spectral density procedures that the same method as used to determine the conducted output power shall be used to determine the peak power spectral density and use the peak search function on the spectrum analyzer to find the peak of the spectrum. For the peak power spectral density shall be measured using below options: 	
<input type="checkbox"/>	Refer as KDB 789033, F)5) power spectral density can be measured using resolution bandwidths < 1 MHz provided that the results are integrated over 1 MHz bandwidth
Duty cycle ≥ 98%	
<input checked="" type="checkbox"/>	Refer as KDB 789033, clause E Method SA-2 (spectral trace averaging).
Duty cycle < 98%	
<input checked="" type="checkbox"/>	Refer as KDB 789033, clause E Method SA-2 Alt. (RMS detection with slow sweep speed)
<ul style="list-style-type: none"> ▪ For conducted measurement. 	
<ul style="list-style-type: none"> ▪ If the EUT supports multiple transmit chains using options given below: <ul style="list-style-type: none"> ▪ Measure and sum the spectra across the outputs. Refer as KDB 662911, In-band power spectral density (PSD). Sample all transmit ports simultaneously using a spectrum analyzer for each transmit port. Where the trace bin-by-bin of each transmit port summing can be performed. (i.e., in the first spectral bin of output 1 is summed with that in the first spectral bin of output 2 and that from the first spectral bin of output 3, and so on up to the NTX output to obtain the value for the first frequency bin of the summed spectrum.). Add up the amplitude (power) values for the different transmit chains and use this as the new data trace. ▪ If multiple transmit chains, EIRP PPSD calculation could be following as methods: $PPSD_{total} = PPSD_1 + PPSD_2 + \dots + PPSD_n$ (calculated in linear unit [mW] and transfer to log unit [dBm]) $EIRP_{total} = PPSD_{total} + DG$ 	

3.4.4 Test Setup



3.4.5 Test Result of Peak Power Spectral Density

Refer as Appendix D

3.5 Unwanted Emissions

3.5.1 Transmitter Radiated Unwanted Emissions Limit

Unwanted emissions below 1 GHz and restricted band emissions above 1GHz limit			
Frequency Range (MHz)	Field Strength (uV/m)	Field Strength (dBuV/m)	Measure Distance (m)
0.009~0.490	2400/F(kHz)	48.5 - 13.8	300
0.490~1.705	24000/F(kHz)	33.8 - 23	30
1.705~30.0	30	29	30
30~88	100	40	3
88~216	150	43.5	3
216~960	200	46	3
Above 960	500	54	3

Note 1: Test distance for frequencies at or above 30 MHz, measurements may be performed at a distance other than the limit distance provided they are not performed in the near field and the emissions to be measured can be detected by the measurement equipment. When performing measurements at a distance other than that specified, the results shall be extrapolated to the specified distance using an extrapolation factor of 20 dB/decade (inverse of linear distance for field-strength measurements, inverse of linear distance-squared for power-density measurements).

Note 2: Test distance for frequencies at below 30 MHz, measurements may be performed at a distance closer than the EUT limit distance; however, an attempt should be made to avoid making measurements in the near field. When performing measurements below 30 MHz at a closer distance than the limit distance, the results shall be extrapolated to the specified distance by either making measurements at a minimum of two or more distances on at least one radial to determine the proper extrapolation factor or by using the square of an inverse linear distance extrapolation factor (40 dB/decade). The test report shall specify the extrapolation method used to determine compliance of the EUT.

Note 3: Using the distance of 1m during the test for above 18 GHz, and the test value to correct for the distance factor at 3m.

Un-restricted band emissions above 1GHz Limit	
Operating Band	Limit
5.15 - 5.25 GHz	e.i.r.p. -27 dBm [68.2 dBuV/m@3m]
5.25 - 5.35 GHz	e.i.r.p. -27 dBm [68.2 dBuV/m@3m]
5.47 - 5.725 GHz	e.i.r.p. -27 dBm [68.2 dBuV/m@3m]
5.725 - 5.85 GHz	5.650-5700 GHz: e.i.r.p. -27 ~ 10 dBm [68.2 ~ 105.2 dBuV/m@3m] 5.700-5720 GHz: e.i.r.p. 10 ~ 15.6 dBm [105.2 ~ 110.8 dBuV/m@3m] 5.720-5725 GHz: e.i.r.p. 15.6 ~ 27 dBm [110.8 ~ 122.2 dBuV/m@3m] 5.850-5.855 GHz: e.i.r.p. 27 ~ 15.6 dBm [122.2 ~ 110.8 dBuV/m@3m] 5.855-5.875 GHz: e.i.r.p. 15.6 ~ 10 dBm [110.8 ~ 105.2 dBuV/m@3m] 5.875-5.925 GHz: e.i.r.p. 10 ~ -27 dBm [105.2 ~ 68.2dBuV/m@3m] Other un-restricted band: e.i.r.p. -27 dBm [68.2 dBuV/m@3m]

Note 1: Measurements may be performed at a distance other than the limit distance provided they are not performed in the near field and the emissions to be measured can be detected by the measurement equipment. When performing measurements at a distance other than that specified, the results shall be extrapolated to the specified distance using an extrapolation factor of 20 dB/decade (inverse of linear distance for field-strength measurements, inverse of linear distance-squared for power-density measurements).

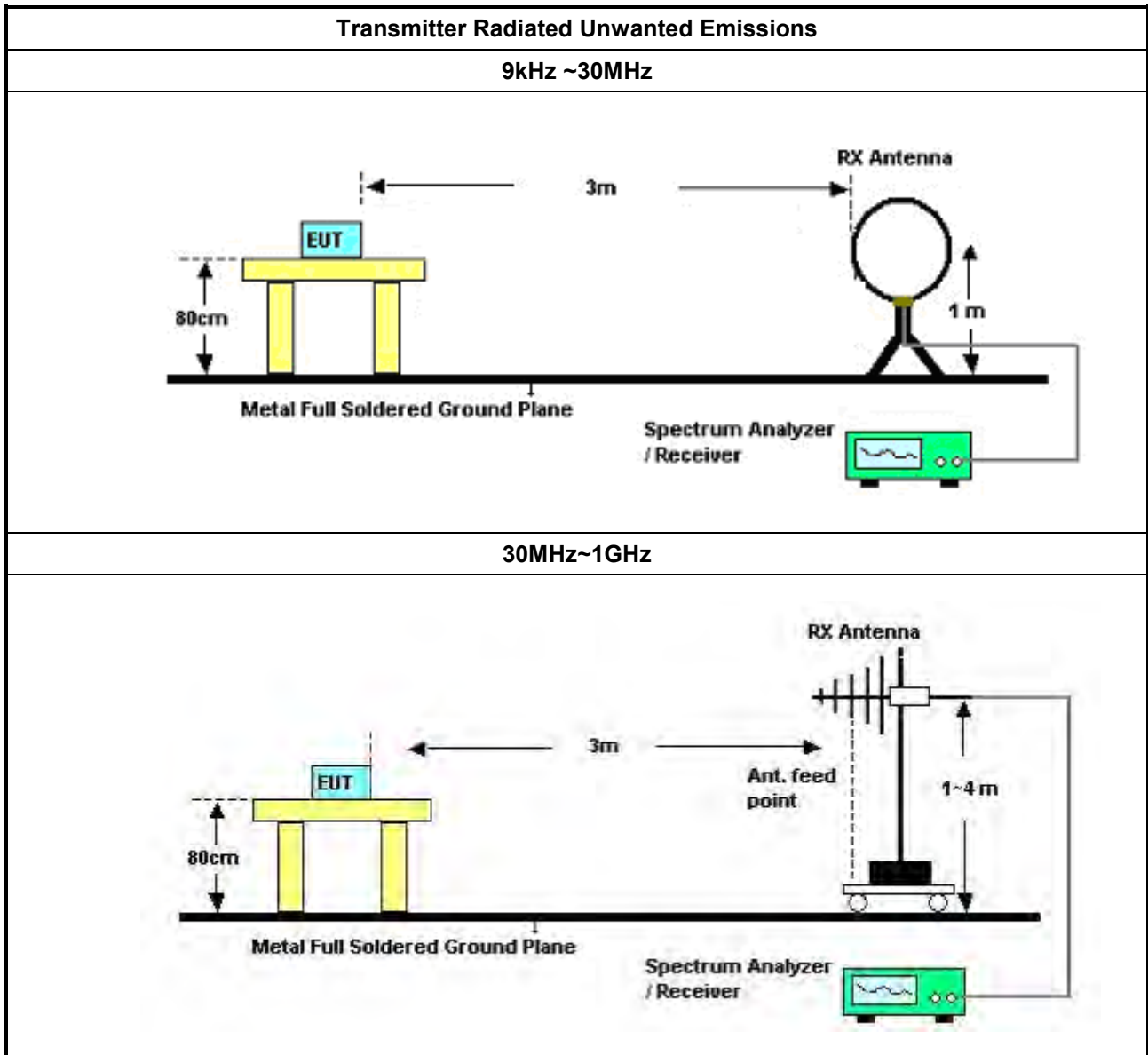
3.5.2 Measuring Instruments

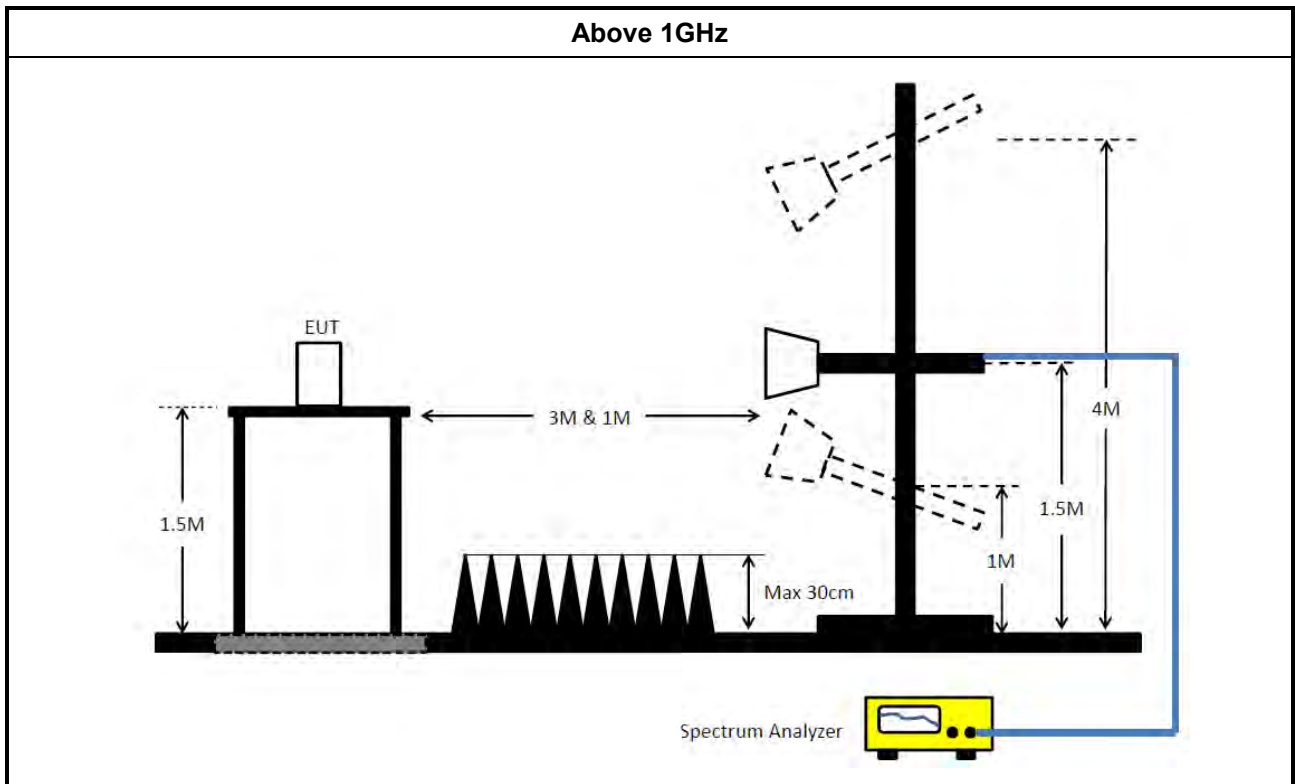
Refer a test equipment and calibration data table in this test report.

3.5.3 Test Procedures

Test Method	
<ul style="list-style-type: none"> ▪ Measurements may be performed at a distance other than the limit distance provided they are not performed in the near field and the emissions to be measured can be detected by the measurement equipment. Measurements shall not be performed at a distance greater than 30 m for frequencies above 30 MHz, unless it can be further demonstrated that measurements at a distance of 30 m or less are impractical. When performing measurements at a distance other than that specified, the results shall be extrapolated to the specified distance using an extrapolation factor of 20 dB/decade (inverse of linear distance for field-strength measurements, inverse of linear distance-squared for power-density measurements). 	
<ul style="list-style-type: none"> ▪ The average emission levels shall be measured in [duty cycle \geq 98 or duty factor]. 	
<ul style="list-style-type: none"> ▪ For the transmitter unwanted emissions shall be measured using following options below: 	
	<ul style="list-style-type: none"> ▪ Refer as KDB 789033, clause G)2) for unwanted emissions into non-restricted bands.
	<ul style="list-style-type: none"> ▪ Refer as KDB 789033, clause G)1) for unwanted emissions into restricted bands.
	<input checked="" type="checkbox"/> Refer as KDB 789033, G)6) Method VB (ANSI C63.10, clause 4.1.4.2.3), Reduced VBW.
	<input checked="" type="checkbox"/> Refer as KDB 789033, clause G)5) (ANSI C63.10, clause 4.1.4.2.2), measurement procedure peak limit.
<ul style="list-style-type: none"> ▪ For radiated measurement. 	
	<ul style="list-style-type: none"> ▪ Refer as ANSI C63.10, clause 6.4 for radiated emissions below 30 MHz and test distance is 3m.
	<ul style="list-style-type: none"> ▪ Refer as ANSI C63.10, clause 6.5 for radiated emissions 30 MHz to 1 GHz and test distance is 3m.
	<ul style="list-style-type: none"> ▪ Refer as ANSI C63.10, clause 6.6 for radiated emissions above 1GHz.
<ul style="list-style-type: none"> ▪ The any unwanted emissions level shall not exceed the fundamental emission level. 	
<ul style="list-style-type: none"> ▪ All amplitude of spurious emissions that are attenuated by more than 20 dB below the permissible value has no need to be reported. 	

3.5.4 Test Setup





3.5.5 Transmitter Unwanted Emissions (Below 30MHz)

The amplitude of spurious emissions which are attenuated by more than 20dB below the permissible value has no need to be reported.

3.5.6 Test Result of Transmitter Unwanted Emissions

Refer as Appendix E

3.6 Test Equipment and Calibration Data

Instrument for AC Conduction

Instrument	Manufacturer	Model No.	Serial No.	Spec.	Calibration Date	Calibration Due Date
EMC Receiver	R&S	ESR3	102052	9kHz ~ 3.6GHz	09/Apr/2019	08/Apr/2020
LISN	R&S	ENV 216	101274	9kHz ~ 30MHz	12/Jun/2018	11/Jun/2019
RF Cable-CON	MTJ	RG142	CB001-CO	9kHz ~ 30MHz	17/Sep/2018	16/Sep/2019
AC POWER	APC	AFC-11003G	F308010045	47Hz~63Hz 5~300V	NCR	NCR
Impuls Begrenzer Pulse Limiter	SCHWARZBECK	VTSD 9561F	9495	9kHz ~ 30MHz	11/Oct/2018	10/Oct/2019

NCR : Non-Calibration Require

Instrument for Conducted Test

Instrument	Manufacturer	Model No.	Serial No.	Spec.	Calibration Date	Calibration Due Date
Spectrum Analyzer	R&S	FSV 40	101500	10Hz~40GHz	18/Jul/2018	17/Jul/2019
Power Sensor	Anritsu	MA2411B	1339407	300MHz ~ 40GHz	17/Nov/2018	16/Nov/2019
Power Meter	Anritsu	ML2495A	1517010	300MHz ~ 40GHz	17/Nov/2018	16/Nov/2019
Cable 0.2m	HUBER	MY10710/4	RF Cable - 01	30MHz ~18G	10/Jan/2019	09/Jan/2020
Cable 0.2m	HUBER	MY10711/4	RF Cable - 02	30MHz ~18G	10/Jan/2019	09/Jan/2020
Cable 0.5m	HUBER	MY39470/4	RF Cable - 29	30MHz ~18G	10/Jan/2019	09/Jan/2020
SMB100A Signal Generator	R&S	SMB100A03	181147	100kHz~40GHz	12/Nov/2018	10/Nov/2020

Instrument for Radiated Test

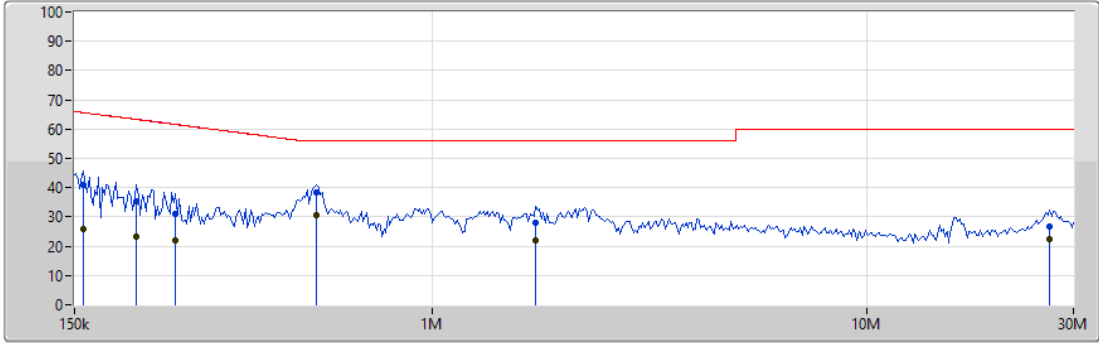
Instrument	Manufacturer	Model No.	Serial No.	Spec.	Calibration Date	Calibration Due Date
3m Semi Anechoic Chamber	TDK	SAC-3M	03CH09-HY	30MHz ~ 1GHz	23/Apr/2018	22/Apr/2019
3m Semi Anechoic Chamber	TDK	SAC-3M	03CH09-HY	1GHz ~ 18GHz	14/Jun/2018	13/Jun/2019
Microwave Preamplifier	Agilent	8449B	3008A02096	1GHz ~ 26.5GHz	10/May/2018	09/May/2019
Amplifier	EMC	EMC9135	980232	9KHz~1GHz	27/Apr/2018	26/Apr/2019
EMI Test Receiver	R&S	ESR3	102052	9kHz ~ 3.6GHz	10/Apr/2018	09/Apr/2019
EXA Signal Analyzer	KEYSIGHT	N9010A	MY54200885	10Hz ~ 44GHz	31/Jul/2018	30/Jul/2019
Bilog Antenna & 5dB Attenuator	TESEQ & MTJ	CBL6111D & MTJ6102-05	35418 / 3	30MHz~1GHz	02/Oct/2018	03/Oct/2019
Double Ridged Guide Horn Antenna	SCHWARZBECK	BBHA 9120 D	BBHA9120 D 1534	1GHz~18GHz	30/Apr/2018	29/Apr/2019
Broadband Horn Antenna	SCHWARZBECK	BBHA 9170	BBHA9170339	15GHz ~ 40GHz	11/Apr/2018	10/Apr/2019
Preamplifier	MITEQ	TTA1840-35-H G	1864481	18GHz ~ 40GHz	24/Aug/2018	23/Aug/2019
Loop Antenna	TESEQ	HLA 6120	31244	9k-30MHz	29/Mar/2018	28/Mar/2019
LF-CABLE-20190218	Jye Bao	RG142	CB028	9kHz ~ 1GHz	18/Feb/2019	17/Feb/2020
RF Cable-high	HUBER+SUHNER	SUCOFLEX104	SN 556626/4 + 556627	1GHz ~ 40GHz	14/Mar/2019	13/Mar/2020



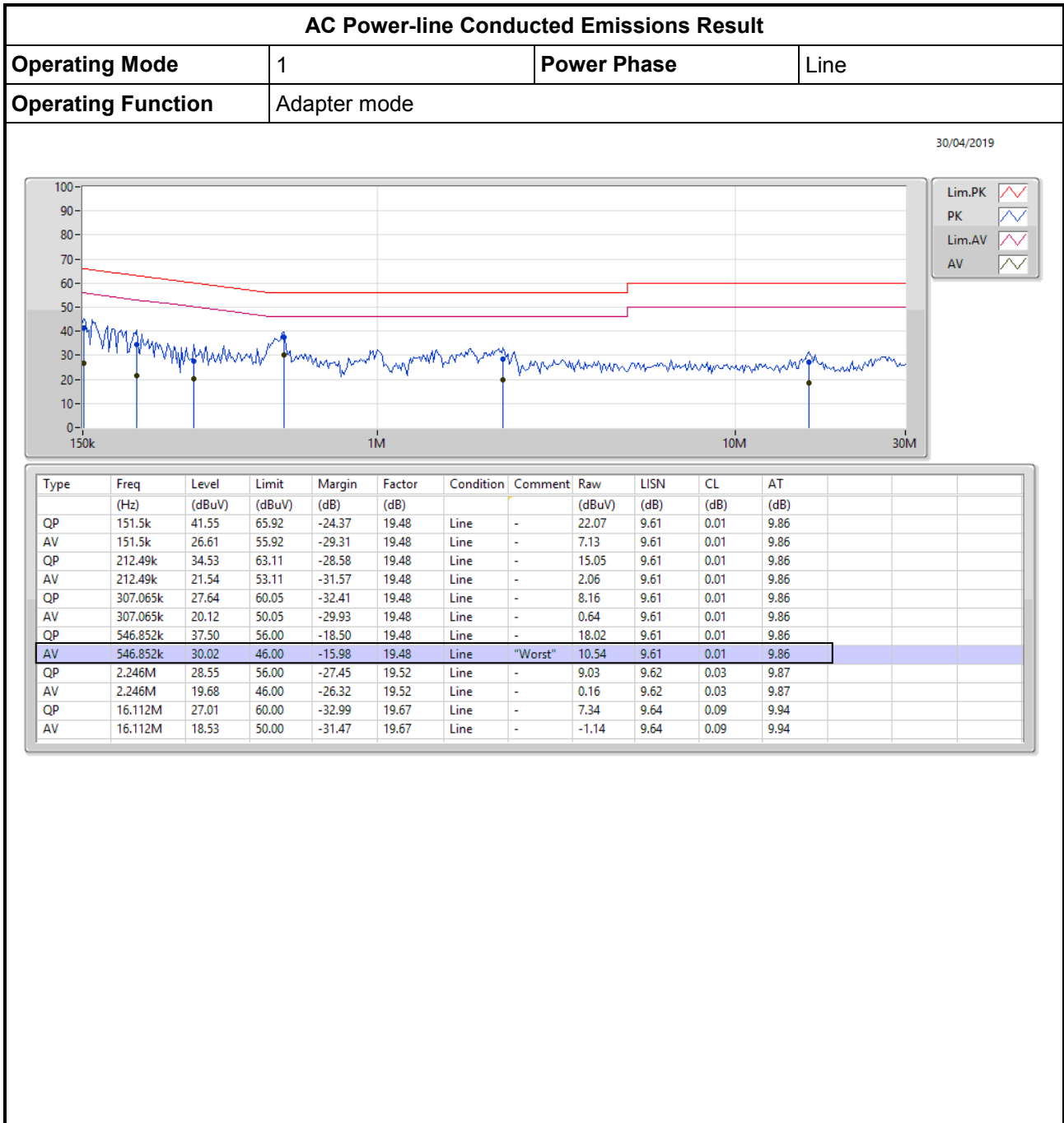
AC Power-line Conducted Emissions Result

Operating Mode	1	Power Phase	Neutral
Operating Function	Adapter mode		

30/04/2019



Type	Freq (Hz)	Level (dBuV)	Limit (dBuV)	Margin (dB)	Factor (dB)	Condition	Comment	Raw (dBuV)	LISN (dB)	CL (dB)	AT (dB)
QP	157.652k	40.85	65.58	-24.73	19.52	Neutral	-	21.33	9.65	0.01	9.86
AV	157.652k	25.81	65.58	-39.77	19.52	Neutral	-	6.29	9.65	0.01	9.86
QP	208.304k	35.32	63.27	-27.95	19.51	Neutral	-	15.81	9.64	0.01	9.86
AV	208.304k	23.16	63.27	-40.11	19.51	Neutral	-	3.65	9.64	0.01	9.86
QP	256.712k	30.96	61.54	-30.58	19.51	Neutral	-	11.45	9.64	0.01	9.86
AV	256.712k	22.11	61.54	-39.43	19.51	Neutral	-	2.60	9.64	0.01	9.86
QP	541.438k	38.53	56.00	-17.47	19.51	Neutral	"Worst"	19.02	9.64	0.01	9.86
AV	541.438k	30.54	56.00	-25.46	19.51	Neutral	-	11.03	9.64	0.01	9.86
QP	1.734M	27.86	56.00	-28.14	19.55	Neutral	-	8.31	9.65	0.03	9.87
AV	1.734M	22.00	56.00	-34.00	19.55	Neutral	-	2.45	9.65	0.03	9.87
QP	26.498M	26.52	60.00	-33.48	19.80	Neutral	-	6.72	9.69	0.12	9.99
AV	26.498M	22.21	60.00	-37.79	19.80	Neutral	-	2.41	9.69	0.12	9.99

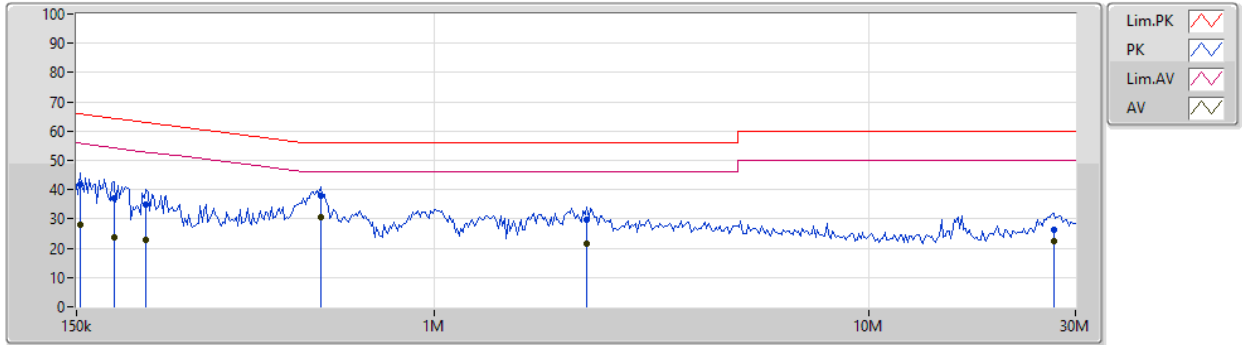




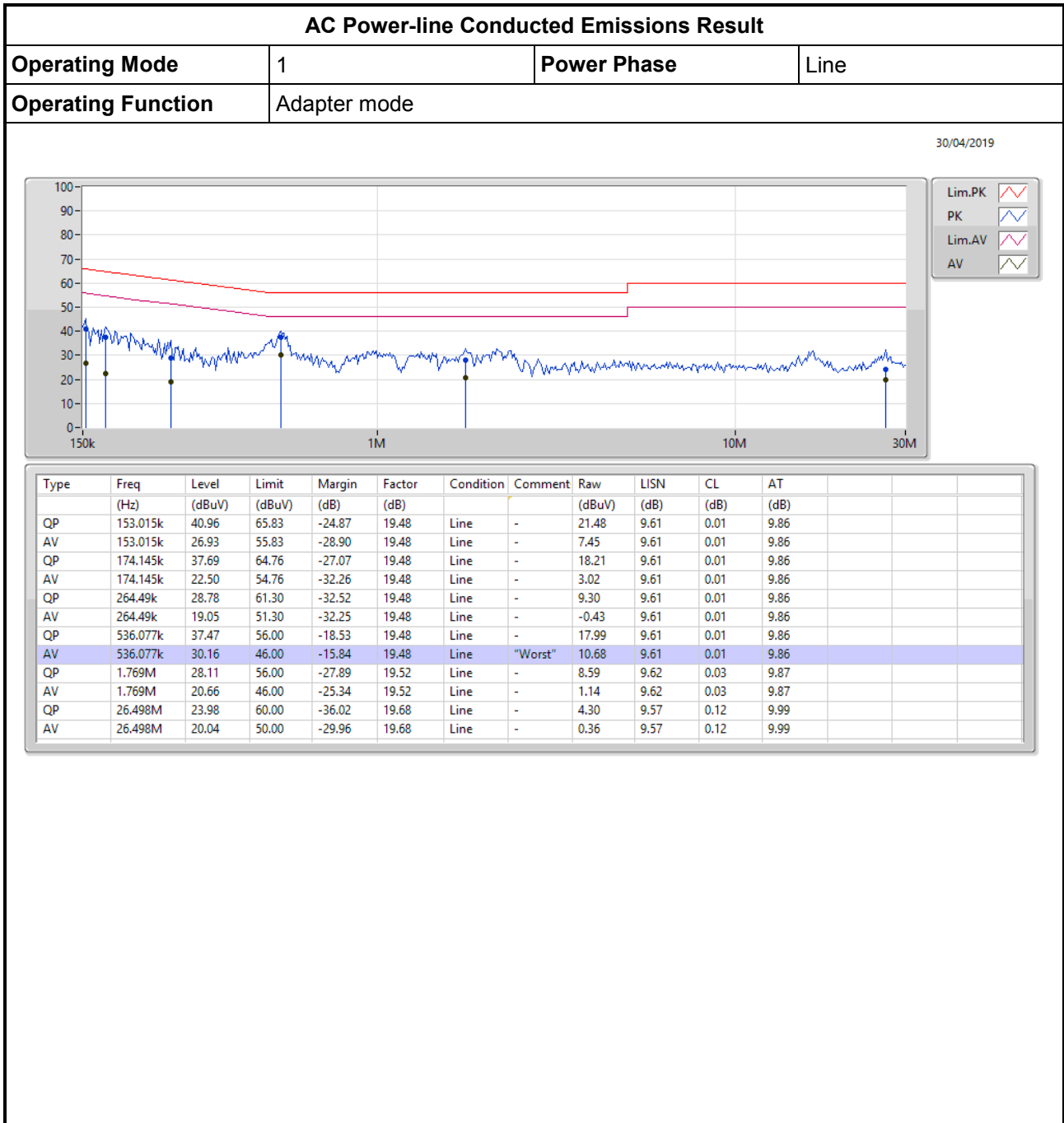
AC Power-line Conducted Emissions Result

Operating Mode	1	Power Phase	Neutral
Operating Function	Adapter mode		

30/04/2019



Type	Freq (Hz)	Level (dBuV)	Limit (dBuV)	Margin (dB)	Factor (dB)	Condition	Comment	Raw (dBuV)	LISN (dB)	CL (dB)	AT (dB)
QP	153.015k	41.86	65.83	-23.97	19.52	Neutral	-	22.34	9.65	0.01	9.86
AV	153.015k	27.98	55.83	-27.85	19.52	Neutral	-	8.46	9.65	0.01	9.86
QP	183.029k	37.26	64.34	-27.08	19.51	Neutral	-	17.75	9.64	0.01	9.86
AV	183.029k	23.53	54.34	-30.81	19.51	Neutral	-	4.02	9.64	0.01	9.86
QP	216.761k	34.70	62.94	-28.24	19.51	Neutral	-	15.19	9.64	0.01	9.86
AV	216.761k	22.82	52.94	-30.12	19.51	Neutral	-	3.31	9.64	0.01	9.86
QP	546.852k	37.98	56.00	-18.02	19.51	Neutral	-	18.47	9.64	0.01	9.86
AV	546.852k	30.66	46.00	-15.34	19.51	Neutral	"Worst"	11.15	9.64	0.01	9.86
QP	2.246M	29.69	56.00	-26.31	19.55	Neutral	-	10.14	9.65	0.03	9.87
AV	2.246M	21.55	46.00	-24.45	19.55	Neutral	-	2.00	9.65	0.03	9.87
QP	26.763M	26.32	60.00	-33.68	19.81	Neutral	-	6.51	9.69	0.13	9.99
AV	26.763M	22.20	50.00	-27.80	19.81	Neutral	-	2.39	9.69	0.13	9.99





Summary

Mode	Max-N dB (Hz)	Max-OBW (Hz)	ITU-Code	Min-N dB (Hz)	Min-OBW (Hz)
5.15-5.25GHz	-	-	-	-	-
802.11a_Nss1,(6Mbps)_4TX	38.01M	17.331M	17M3D1D	26.61M	16.762M
802.11ac VHT20_Nss1,(MCS0)_4TX	43.8M	19.49M	19M5D1D	28.77M	17.811M
802.11ac VHT40_Nss1,(MCS0)_4TX	83.94M	36.522M	36M5D1D	39.6M	36.222M
802.11ac VHT80_Nss1,(MCS0)_4TX	81.36M	75.082M	75M1D1D	80.28M	74.963M
5.725-5.85GHz	-	-	-	-	-
802.11a_Nss1,(6Mbps)_4TX	16.35M	17.241M	17M2D1D	16.32M	16.672M
802.11ac VHT20_Nss1,(MCS0)_4TX	17.61M	18.471M	18M5D1D	17.52M	17.931M
802.11ac VHT40_Nss1,(MCS0)_4TX	36.36M	40.36M	40M4D1D	36.12M	36.522M
802.11ac VHT80_Nss1,(MCS0)_4TX	75.84M	76.042M	76M0D1D	75.84M	75.922M

Max-N dB = Maximum 6dB down bandwidth for 5.725-5.85GHz band / Maximum 26dB down bandwidth for other band;

Max-OBW = Maximum 99% occupied bandwidth;

Min-N dB = Minimum 6dB down bandwidth for 5.725-5.85GHz band / Maximum 26dB down bandwidth for other band;

Min-OBW = Minimum 99% occupied bandwidth;



Result

Mode	Result	Limit (Hz)	Port 1-N dB (Hz)	Port 1-OBW (Hz)	Port 2-N dB (Hz)	Port 2-OBW (Hz)	Port 3-N dB (Hz)	Port 3-OBW (Hz)	Port 4-N dB (Hz)	Port 4-OBW (Hz)
802.11a_Nss1,(6Mbps)_4TX	-	-	-	-	-	-	-	-	-	-
5180MHz_TnomVnom	Pass	Inf	36.33M	16.852M	26.82M	16.762M	34.53M	16.882M	32.82M	16.762M
5200MHz_TnomVnom	Pass	Inf	36.87M	16.912M	26.61M	16.762M	33.84M	16.822M	32.79M	16.762M
5240MHz_TnomVnom	Pass	Inf	38.01M	17.331M	35.58M	16.882M	37.02M	17.121M	35.52M	16.942M
5745MHz_TnomVnom	Pass	500k	16.35M	17.241M	16.32M	17.001M	16.35M	16.852M	16.35M	16.942M
5785MHz_TnomVnom	Pass	500k	16.32M	17.061M	16.35M	16.942M	16.32M	16.732M	16.35M	16.792M
5825MHz_TnomVnom	Pass	500k	16.35M	16.912M	16.35M	16.822M	16.32M	16.672M	16.32M	16.762M
802.11ac VHT20_Nss1,(MCS0)_4TX	-	-	-	-	-	-	-	-	-	-
5180MHz_TnomVnom	Pass	Inf	36.45M	17.901M	28.77M	17.811M	33.87M	17.841M	35.85M	17.841M
5200MHz_TnomVnom	Pass	Inf	43.17M	18.801M	38.91M	18.111M	40.77M	18.591M	41.43M	18.381M
5240MHz_TnomVnom	Pass	Inf	43.8M	19.49M	40.41M	18.141M	42.39M	18.711M	41.94M	18.531M
5745MHz_TnomVnom	Pass	500k	17.61M	18.441M	17.58M	18.261M	17.55M	17.931M	17.58M	18.081M
5785MHz_TnomVnom	Pass	500k	17.55M	18.471M	17.61M	18.141M	17.55M	17.961M	17.58M	18.081M
5825MHz_TnomVnom	Pass	500k	17.52M	18.441M	17.61M	18.171M	17.55M	17.961M	17.55M	18.051M
802.11ac VHT40_Nss1,(MCS0)_4TX	-	-	-	-	-	-	-	-	-	-
5190MHz_TnomVnom	Pass	Inf	46.8M	36.282M	39.6M	36.282M	40.38M	36.282M	40.26M	36.222M
5230MHz_TnomVnom	Pass	Inf	83.94M	36.522M	75.66M	36.402M	73.62M	36.522M	78.48M	36.522M
5755MHz_TnomVnom	Pass	500k	36.3M	36.642M	36.36M	36.522M	36.36M	36.522M	36.3M	36.642M
5795MHz_TnomVnom	Pass	500k	36.36M	40.36M	36.3M	36.762M	36.12M	36.642M	36.36M	37.481M
802.11ac VHT80_Nss1,(MCS0)_4TX	-	-	-	-	-	-	-	-	-	-
5210MHz_TnomVnom	Pass	Inf	81.36M	74.963M	81.36M	74.963M	80.28M	74.963M	81M	75.082M
5775MHz_TnomVnom	Pass	500k	75.84M	75.922M	75.84M	75.922M	75.84M	76.042M	75.84M	75.922M

Port X-N dB = Port X 6dB down bandwidth for 5.725-5.85GHz band / 26dB down bandwidth for other band

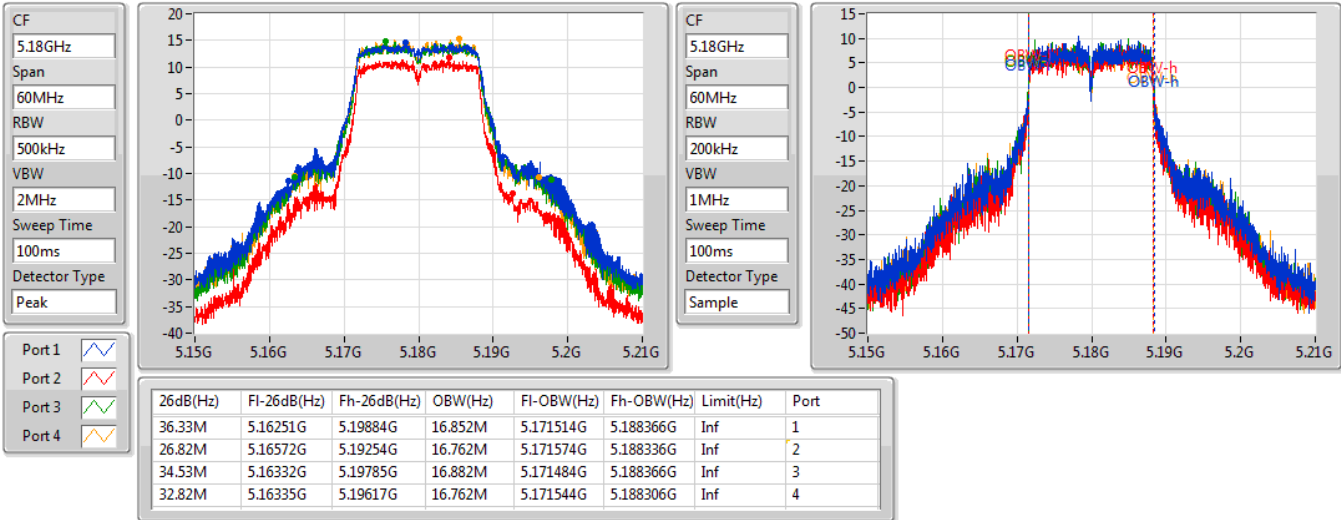
Port X-OBW = Port X 99% occupied bandwidth;

802.11a_Nss1,(6Mbps)_4TX

EBW

5180MHz

26/04/2019

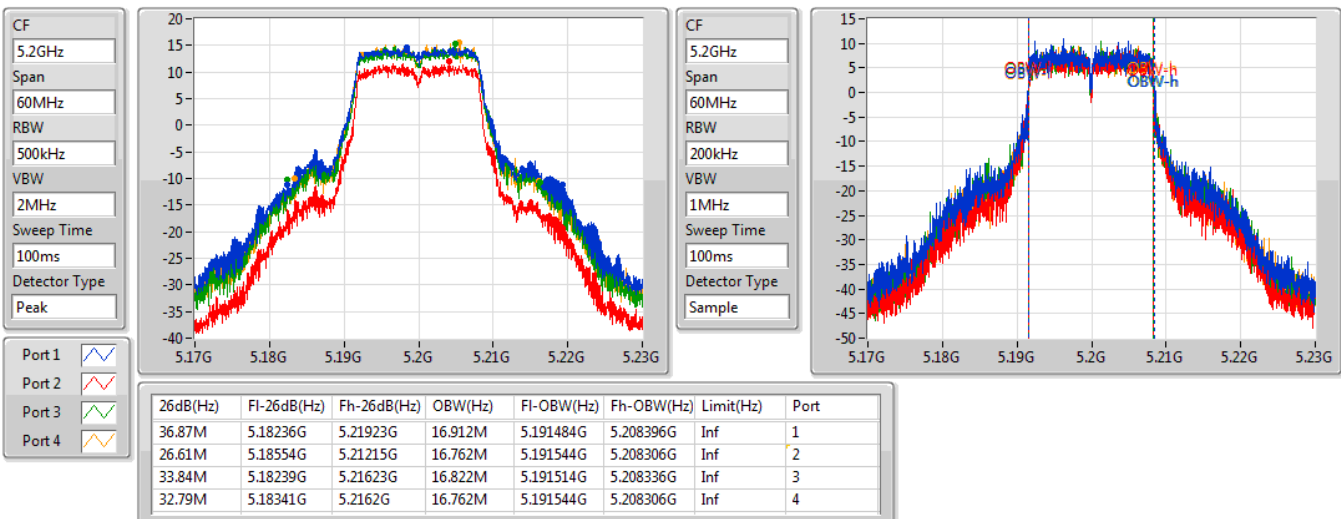


802.11a_Nss1,(6Mbps)_4TX

EBW

5200MHz

26/04/2019



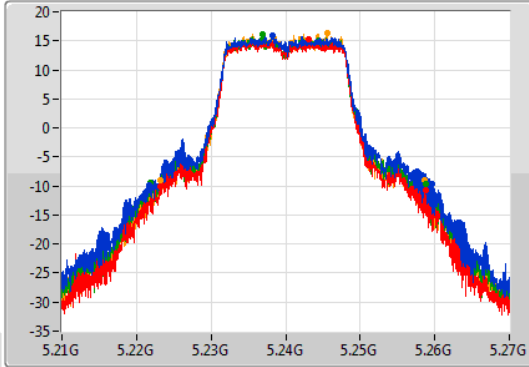
802.11a_Nss1,(6Mbps)_4TX

EBW

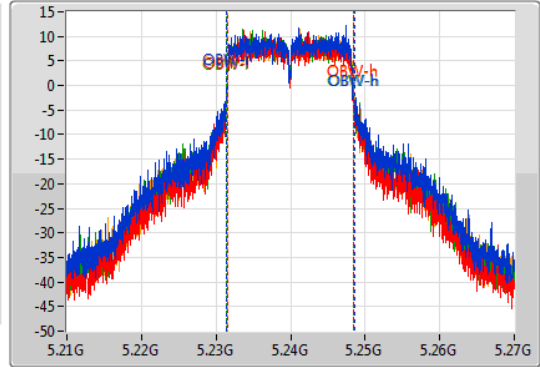
5240MHz

26/04/2019

CF
5.24GHz
Span
60MHz
RBW
500kHz
VBW
2MHz
Sweep Time
100ms
Detector Type
Peak



CF
5.24GHz
Span
60MHz
RBW
200kHz
VBW
1MHz
Sweep Time
100ms
Detector Type
Sample



Port 1
Port 2
Port 3
Port 4

26dB(Hz)	Fl-26dB(Hz)	Fh-26dB(Hz)	OBW(Hz)	Fl-OBW(Hz)	Fh-OBW(Hz)	Limit(Hz)	Port
38.01M	5.22164G	5.25965G	17.331M	5.231334G	5.248666G	Inf	1
35.58M	5.2232G	5.25878G	16.882M	5.231484G	5.248366G	Inf	2
37.02M	5.22185G	5.25887G	17.121M	5.231364G	5.248486G	Inf	3
35.52M	5.22317G	5.25869G	16.942M	5.231484G	5.248426G	Inf	4

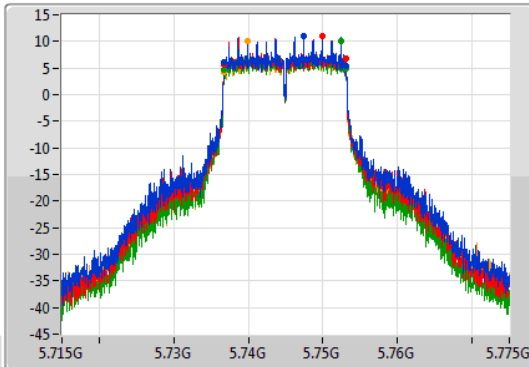
802.11a_Nss1,(6Mbps)_4TX

EBW

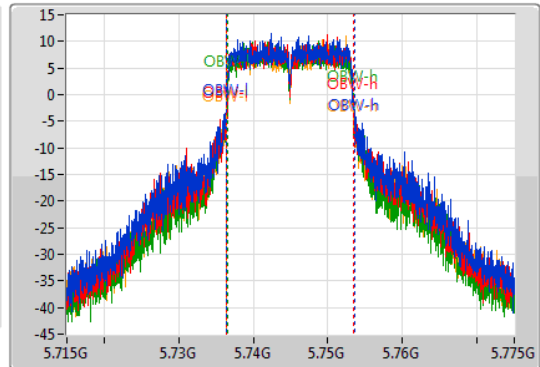
5745MHz

26/04/2019

CF
5.745GHz
Span
60MHz
RBW
100kHz
VBW
300kHz
Sweep Time
100ms
Detector Type
Peak



CF
5.745GHz
Span
60MHz
RBW
200kHz
VBW
1MHz
Sweep Time
100ms
Detector Type
Sample



Port 1
Port 2
Port 3
Port 4

6dB(Hz)	Fl-6dB(Hz)	Fh-6dB(Hz)	OBW(Hz)	Fl-OBW(Hz)	Fh-OBW(Hz)	Limit(Hz)	Port
16.35M	5.73675G	5.7531G	17.241M	5.736334G	5.753576G	500k	1
16.32M	5.73675G	5.75307G	17.001M	5.736394G	5.753396G	500k	2
16.35M	5.73675G	5.7531G	16.852M	5.736514G	5.753366G	500k	3
16.35M	5.73675G	5.7531G	16.942M	5.736454G	5.753396G	500k	4

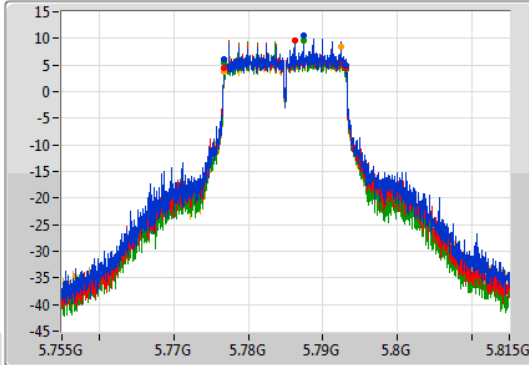
802.11a_Nss1,(6Mbps)_4TX

EBW

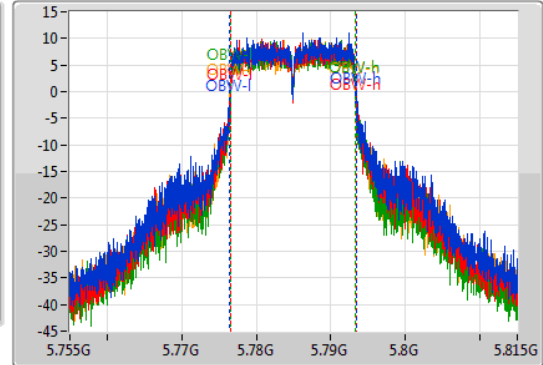
5785MHz

26/04/2019

CF
5.785GHz
Span
60MHz
RBW
100kHz
VBW
300kHz
Sweep Time
100ms
Detector Type
Peak



CF
5.785GHz
Span
60MHz
RBW
200kHz
VBW
1MHz
Sweep Time
100ms
Detector Type
Sample



Port 1
Port 2
Port 3
Port 4

6dB(Hz)	Fl-6dB(Hz)	Fh-6dB(Hz)	OBW(Hz)	Fl-OBW(Hz)	Fh-OBW(Hz)	Limit(Hz)	Port
16.32M	5.77678G	5.7931G	17.061M	5.776454G	5.793516G	500k	1
16.35M	5.77675G	5.7931G	16.942M	5.776484G	5.793426G	500k	2
16.32M	5.77678G	5.7931G	16.732M	5.776574G	5.793306G	500k	3
16.35M	5.77675G	5.7931G	16.792M	5.776544G	5.793336G	500k	4

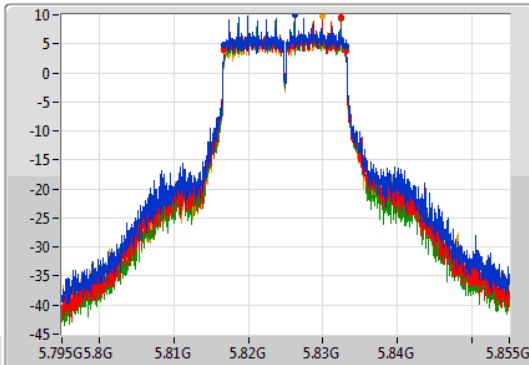
802.11a_Nss1,(6Mbps)_4TX

EBW

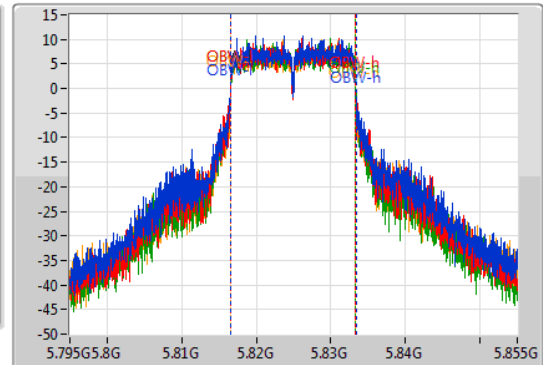
5825MHz

26/04/2019

CF
5.825GHz
Span
60MHz
RBW
100kHz
VBW
300kHz
Sweep Time
100ms
Detector Type
Peak



CF
5.825GHz
Span
60MHz
RBW
200kHz
VBW
1MHz
Sweep Time
100ms
Detector Type
Sample



Port 1
Port 2
Port 3
Port 4

6dB(Hz)	Fl-6dB(Hz)	Fh-6dB(Hz)	OBW(Hz)	Fl-OBW(Hz)	Fh-OBW(Hz)	Limit(Hz)	Port
16.35M	5.81675G	5.8331G	16.912M	5.816514G	5.833426G	500k	1
16.35M	5.81675G	5.8331G	16.822M	5.816514G	5.833336G	500k	2
16.32M	5.81678G	5.8331G	16.672M	5.816604G	5.833276G	500k	3
16.32M	5.81678G	5.8331G	16.762M	5.816574G	5.833336G	500k	4

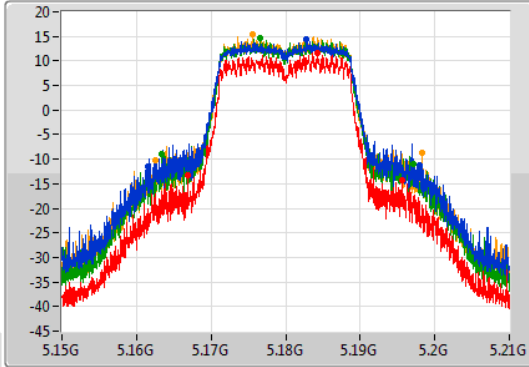
802.11ac VHT20_Nss1,(MCS0)_4TX

EBW

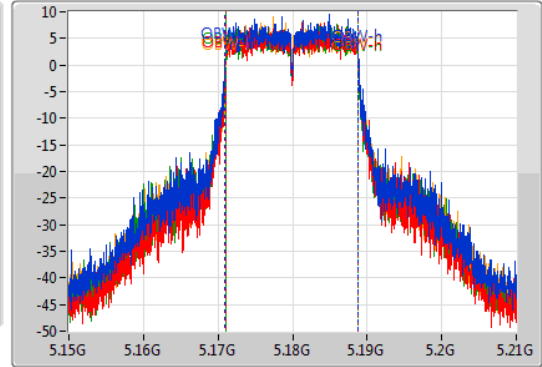
5180MHz

26/04/2019

CF
5.18GHz
Span
60MHz
RBW
500kHz
VBW
2MHz
Sweep Time
100ms
Detector Type
Peak



CF
5.18GHz
Span
60MHz
RBW
200kHz
VBW
1MHz
Sweep Time
100ms
Detector Type
Sample



Port 1
Port 2
Port 3
Port 4

26dB(Hz)	Fl-26dB(Hz)	Fh-26dB(Hz)	OBW(Hz)	Fl-OBW(Hz)	Fh-OBW(Hz)	Limit(Hz)	Port
36.45M	5.16155G	5.198G	17.901M	5.170945G	5.188846G	Inf	1
28.77M	5.16692G	5.19569G	17.811M	5.171034G	5.188846G	Inf	2
33.87M	5.16332G	5.19719G	17.841M	5.171004G	5.188846G	Inf	3
35.85M	5.16251G	5.19836G	17.841M	5.171004G	5.188846G	Inf	4

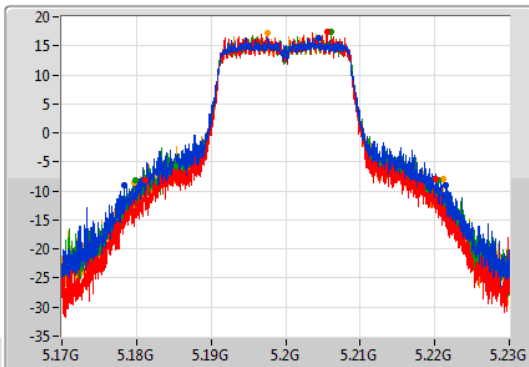
802.11ac VHT20_Nss1,(MCS0)_4TX

EBW

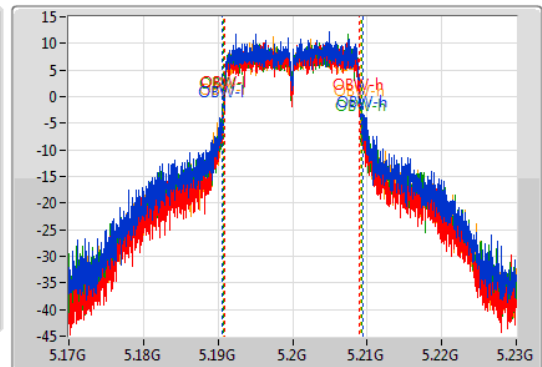
5200MHz

26/04/2019

CF
5.2GHz
Span
60MHz
RBW
500kHz
VBW
2MHz
Sweep Time
100ms
Detector Type
Peak



CF
5.2GHz
Span
60MHz
RBW
200kHz
VBW
1MHz
Sweep Time
100ms
Detector Type
Sample



Port 1
Port 2
Port 3
Port 4

26dB(Hz)	Fl-26dB(Hz)	Fh-26dB(Hz)	OBW(Hz)	Fl-OBW(Hz)	Fh-OBW(Hz)	Limit(Hz)	Port
43.17M	5.17837G	5.22154G	18.801M	5.190615G	5.209415G	Inf	1
38.91M	5.18125G	5.22016G	18.111M	5.190885G	5.208996G	Inf	2
40.77M	5.17978G	5.22055G	18.591M	5.190675G	5.209265G	Inf	3
41.43M	5.17969G	5.22112G	18.381M	5.190795G	5.209175G	Inf	4

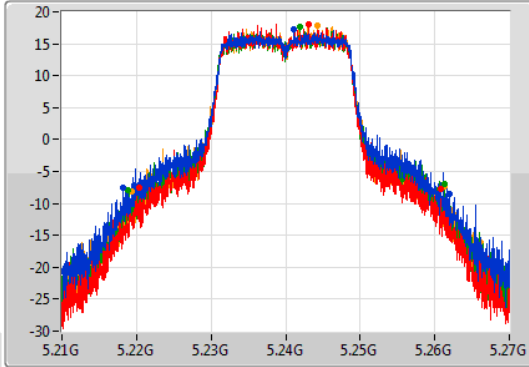
802.11ac VHT20_Nss1,(MCS0)_4TX

EBW

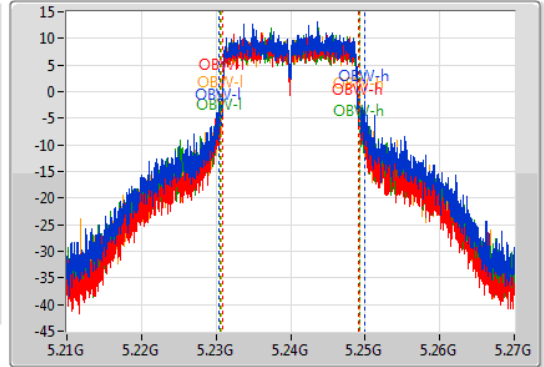
5240MHz

26/04/2019

CF
5.24GHz
Span
60MHz
RBW
500kHz
VBW
2MHz
Sweep Time
100ms
Detector Type
Peak



CF
5.24GHz
Span
60MHz
RBW
200kHz
VBW
1MHz
Sweep Time
100ms
Detector Type
Sample



26dB(Hz)	Fl-26dB(Hz)	Fh-26dB(Hz)	OBW(Hz)	Fl-OBW(Hz)	Fh-OBW(Hz)	Limit(Hz)	Port
43.8M	5.21819G	5.26199G	19.49M	5.230375G	5.249865G	Inf	1
40.41M	5.22041G	5.26082G	18.141M	5.230885G	5.249025G	Inf	2
42.39M	5.21885G	5.26124G	18.711M	5.230615G	5.249325G	Inf	3
41.94M	5.21933G	5.26127G	18.531M	5.230705G	5.249235G	Inf	4

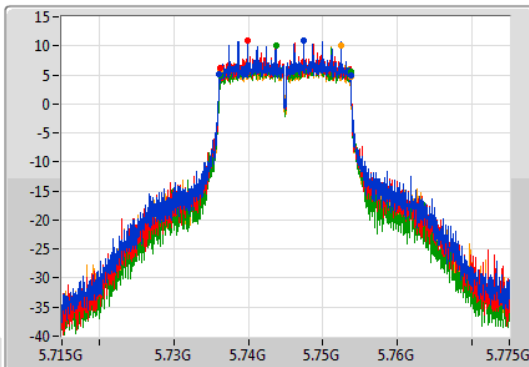
802.11ac VHT20_Nss1,(MCS0)_4TX

EBW

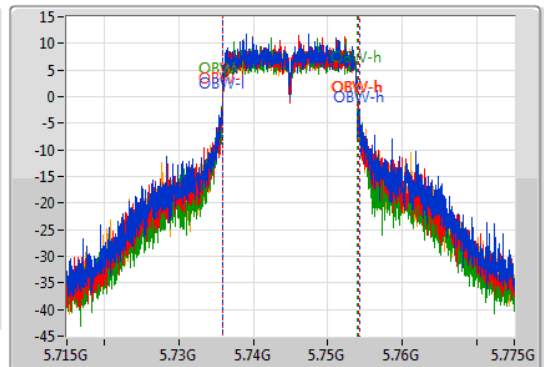
5745MHz

26/04/2019

CF
5.745GHz
Span
60MHz
RBW
100kHz
VBW
300kHz
Sweep Time
100ms
Detector Type
Peak



CF
5.745GHz
Span
60MHz
RBW
200kHz
VBW
1MHz
Sweep Time
100ms
Detector Type
Sample



6dB(Hz)	Fl-6dB(Hz)	Fh-6dB(Hz)	OBW(Hz)	Fl-OBW(Hz)	Fh-OBW(Hz)	Limit(Hz)	Port
17.61M	5.73612G	5.75373G	18.441M	5.735825G	5.754265G	500k	1
17.58M	5.73615G	5.75373G	18.261M	5.735855G	5.754115G	500k	2
17.55M	5.73615G	5.7537G	17.931M	5.735975G	5.753906G	500k	3
17.58M	5.73615G	5.75373G	18.081M	5.735915G	5.753996G	500k	4

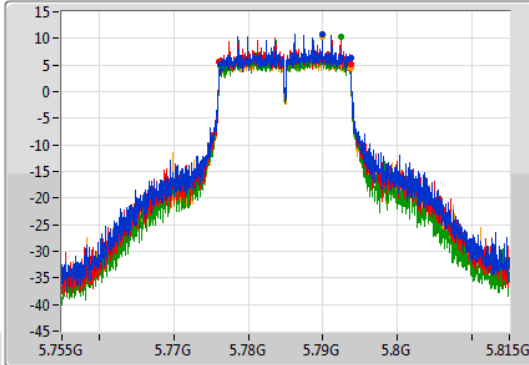
802.11ac VHT20_Nss1,(MCS0)_4TX

EBW

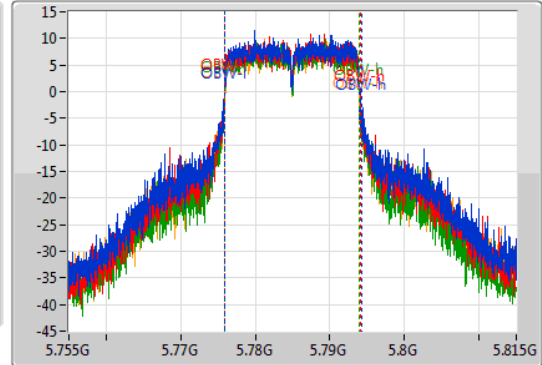
5785MHz

26/04/2019

CF
5.785GHz
Span
60MHz
RBW
100kHz
VBW
300kHz
Sweep Time
100ms
Detector Type
Peak



CF
5.785GHz
Span
60MHz
RBW
200kHz
VBW
1MHz
Sweep Time
100ms
Detector Type
Sample



Port 1
Port 2
Port 3
Port 4

6dB(Hz)	Fl-6dB(Hz)	Fh-6dB(Hz)	OBW(Hz)	Fl-OBW(Hz)	Fh-OBW(Hz)	Limit(Hz)	Port
17.55M	5.77615G	5.7937G	18.471M	5.775825G	5.794295G	500k	1
17.61M	5.77612G	5.79373G	18.141M	5.775915G	5.794055G	500k	2
17.55M	5.77615G	5.7937G	17.961M	5.775975G	5.793936G	500k	3
17.58M	5.77615G	5.79373G	18.081M	5.775915G	5.793996G	500k	4

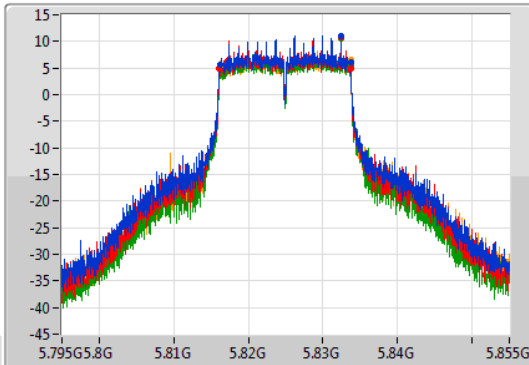
802.11ac VHT20_Nss1,(MCS0)_4TX

EBW

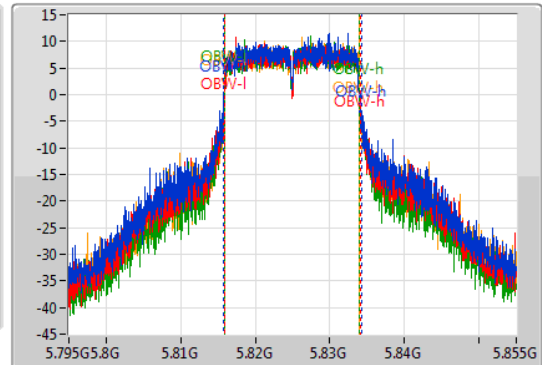
5825MHz

26/04/2019

CF
5.825GHz
Span
60MHz
RBW
100kHz
VBW
300kHz
Sweep Time
100ms
Detector Type
Peak



CF
5.825GHz
Span
60MHz
RBW
200kHz
VBW
1MHz
Sweep Time
100ms
Detector Type
Sample



Port 1
Port 2
Port 3
Port 4

6dB(Hz)	Fl-6dB(Hz)	Fh-6dB(Hz)	OBW(Hz)	Fl-OBW(Hz)	Fh-OBW(Hz)	Limit(Hz)	Port
17.52M	5.81618G	5.8337G	18.441M	5.815765G	5.834205G	500k	1
17.61M	5.81612G	5.83373G	18.171M	5.815855G	5.834025G	500k	2
17.55M	5.81615G	5.8337G	17.961M	5.815945G	5.833906G	500k	3
17.55M	5.81615G	5.8337G	18.051M	5.815915G	5.833966G	500k	4

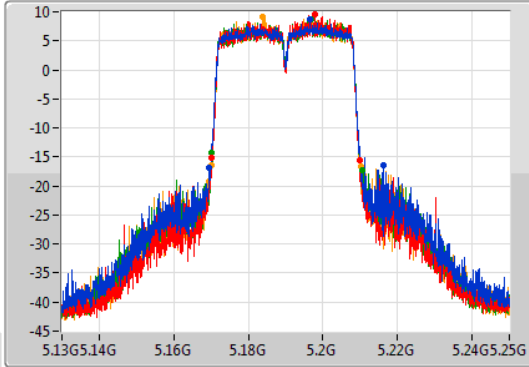
802.11ac VHT40_Nss1,(MCS0)_4TX

EBW

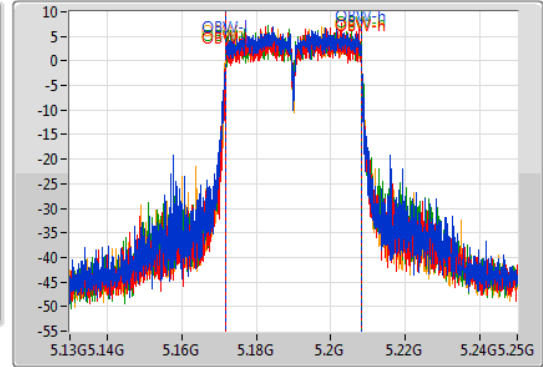
5190MHz

26/04/2019

CF
5.19GHz
Span
120MHz
RBW
500kHz
VBW
2MHz
Sweep Time
100ms
Detector Type
Peak



CF
5.19GHz
Span
120MHz
RBW
500kHz
VBW
2MHz
Sweep Time
100ms
Detector Type
Sample



Port 1
Port 2
Port 3
Port 4

26dB(Hz)	Fl-26dB(Hz)	Fh-26dB(Hz)	OBW(Hz)	Fl-OBW(Hz)	Fh-OBW(Hz)	Limit(Hz)	Port
46.8M	5.16954G	5.21634G	36.282M	5.171829G	5.208111G	Inf	1
39.6M	5.1702G	5.2098G	36.282M	5.171829G	5.208111G	Inf	2
40.38M	5.17002G	5.2104G	36.282M	5.171829G	5.208111G	Inf	3
40.26M	5.17002G	5.21028G	36.222M	5.171829G	5.208051G	Inf	4

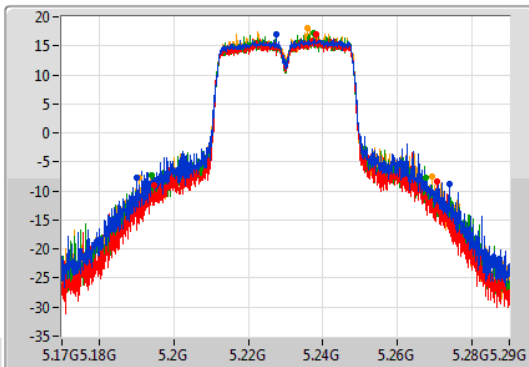
802.11ac VHT40_Nss1,(MCS0)_4TX

EBW

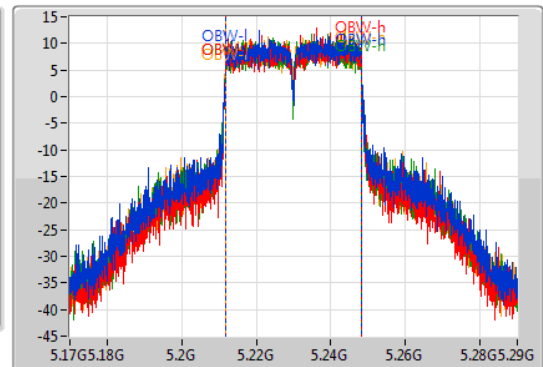
5230MHz

26/04/2019

CF
5.23GHz
Span
120MHz
RBW
1MHz
VBW
3MHz
Sweep Time
100ms
Detector Type
Peak



CF
5.23GHz
Span
120MHz
RBW
500kHz
VBW
2MHz
Sweep Time
100ms
Detector Type
Sample



Port 1
Port 2
Port 3
Port 4

26dB(Hz)	Fl-26dB(Hz)	Fh-26dB(Hz)	OBW(Hz)	Fl-OBW(Hz)	Fh-OBW(Hz)	Limit(Hz)	Port
83.94M	5.1901G	5.27404G	36.522M	5.211709G	5.248231G	Inf	1
75.66M	5.19484G	5.2705G	36.402M	5.211769G	5.248171G	Inf	2
73.62M	5.19394G	5.26756G	36.522M	5.211709G	5.248231G	Inf	3
78.48M	5.19082G	5.2693G	36.522M	5.211709G	5.248231G	Inf	4

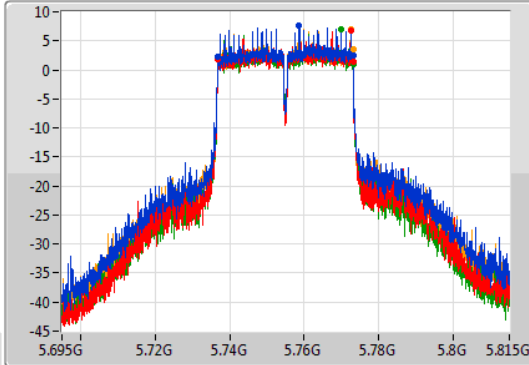
802.11ac VHT40_Nss1,(MCS0)_4TX

EBW

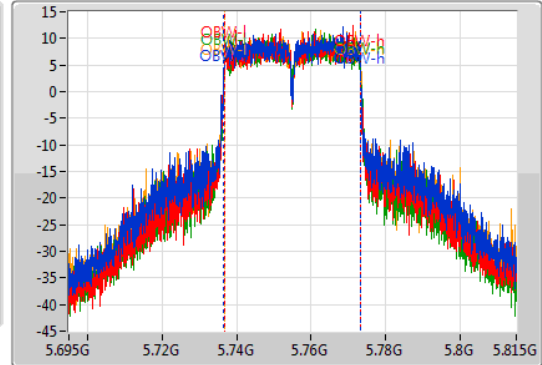
5755MHz

26/04/2019

CF
5.755GHz
Span
120MHz
RBW
100kHz
VBW
300kHz
Sweep Time
100ms
Detector Type
Peak



CF
5.755GHz
Span
120MHz
RBW
500kHz
VBW
2MHz
Sweep Time
100ms
Detector Type
Sample



6dB(Hz)	Fl-6dB(Hz)	Fh-6dB(Hz)	OBW(Hz)	Fl-OBW(Hz)	Fh-OBW(Hz)	Limit(Hz)	Port
36.3M	5.73676G	5.77306G	36.642M	5.736589G	5.773231G	500k	1
36.36M	5.73676G	5.77312G	36.522M	5.736649G	5.773171G	500k	2
36.36M	5.73676G	5.77312G	36.522M	5.736649G	5.773171G	500k	3
36.3M	5.73676G	5.77306G	36.642M	5.736649G	5.773291G	500k	4

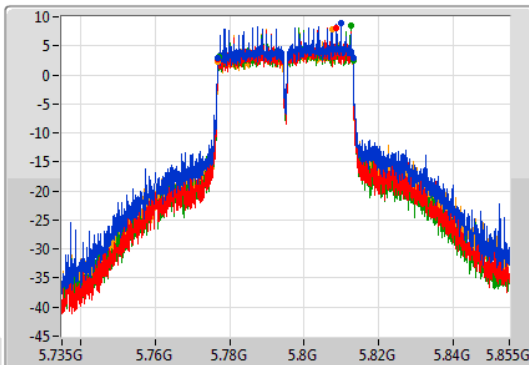
802.11ac VHT40_Nss1,(MCS0)_4TX

EBW

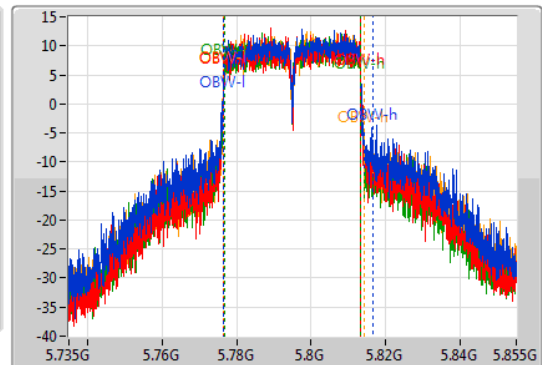
5795MHz

26/04/2019

CF
5.795GHz
Span
120MHz
RBW
100kHz
VBW
300kHz
Sweep Time
100ms
Detector Type
Peak



CF
5.795GHz
Span
120MHz
RBW
500kHz
VBW
2MHz
Sweep Time
100ms
Detector Type
Sample



6dB(Hz)	Fl-6dB(Hz)	Fh-6dB(Hz)	OBW(Hz)	Fl-OBW(Hz)	Fh-OBW(Hz)	Limit(Hz)	Port
36.36M	5.77676G	5.81312G	40.36M	5.776349G	5.816709G	500k	1
36.3M	5.77682G	5.81312G	36.762M	5.776589G	5.813351G	500k	2
36.12M	5.777G	5.81312G	36.642M	5.776709G	5.813351G	500k	3
36.36M	5.77676G	5.81312G	37.481M	5.776589G	5.81407G	500k	4

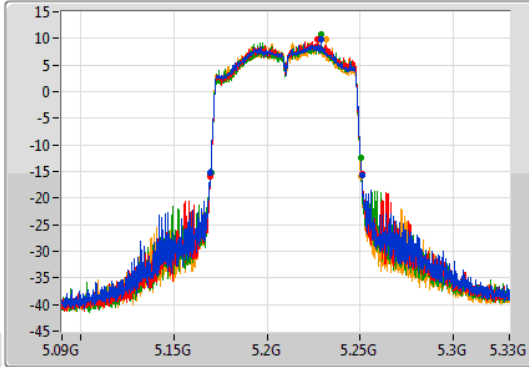
802.11ac VHT80_Nss1,(MCS0)_4TX

EBW

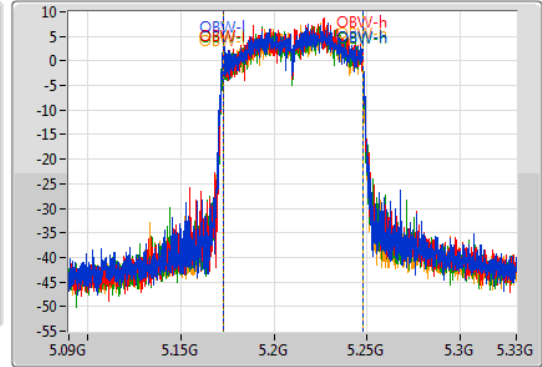
5210MHz

26/04/2019

CF
5.21GHz
Span
240MHz
RBW
1MHz
VBW
3MHz
Sweep Time
100ms
Detector Type
Peak



CF
5.21GHz
Span
240MHz
RBW
1MHz
VBW
3MHz
Sweep Time
100ms
Detector Type
Sample



Port 1
Port 2
Port 3
Port 4

26dB(Hz)	Fl-26dB(Hz)	Fh-26dB(Hz)	OBW(Hz)	Fl-OBW(Hz)	Fh-OBW(Hz)	Limit(Hz)	Port
81.36M	5.16944G	5.2508G	74.963M	5.172579G	5.247541G	Inf	1
81.36M	5.16956G	5.25092G	74.963M	5.172699G	5.247661G	Inf	2
80.28M	5.16992G	5.2502G	74.963M	5.172579G	5.247541G	Inf	3
81M	5.16968G	5.25068G	75.082M	5.172579G	5.247661G	Inf	4

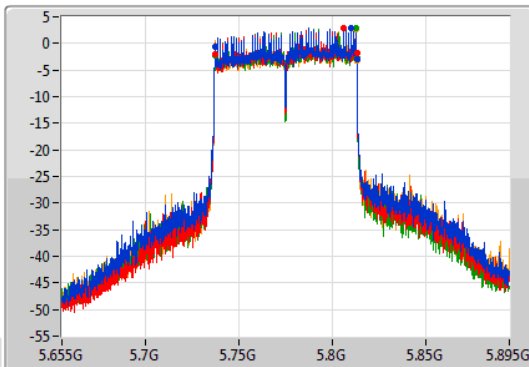
802.11ac VHT80_Nss1,(MCS0)_4TX

EBW

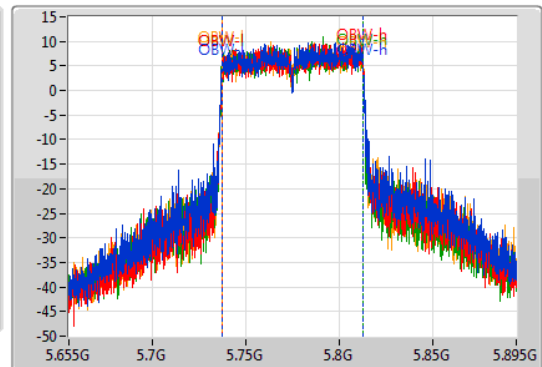
5775MHz

26/04/2019

CF
5.775GHz
Span
240MHz
RBW
100kHz
VBW
300kHz
Sweep Time
100ms
Detector Type
Peak



CF
5.775GHz
Span
240MHz
RBW
1MHz
VBW
3MHz
Sweep Time
100ms
Detector Type
Sample



Port 1
Port 2
Port 3
Port 4

6dB(Hz)	Fl-6dB(Hz)	Fh-6dB(Hz)	OBW(Hz)	Fl-OBW(Hz)	Fh-OBW(Hz)	Limit(Hz)	Port
75.84M	5.73732G	5.81316G	75.922M	5.737099G	5.813021G	500k	1
75.84M	5.73732G	5.81316G	75.922M	5.737099G	5.813021G	500k	2
75.84M	5.73732G	5.81316G	76.042M	5.736979G	5.813021G	500k	3
75.84M	5.73732G	5.81316G	75.922M	5.737099G	5.813021G	500k	4



Summary

Mode	Max-N dB (Hz)	Max-OBW (Hz)	ITU-Code	Min-N dB (Hz)	Min-OBW (Hz)
5.15-5.25GHz	-	-	-	-	-
802.11ac VHT20-BF_Nss1,(MCS0)_4TX	42.81M	18.411M	18M4D1D	37.77M	17.991M
802.11ac VHT40-BF_Nss1,(MCS0)_4TX	78.78M	36.762M	36M8D1D	40.14M	36.162M
802.11ac VHT80-BF_Nss1,(MCS0)_4TX	80.16M	74.843M	74M8D1D	79.44M	74.363M
5.725-5.85GHz	-	-	-	-	-
802.11ac VHT20-BF_Nss1,(MCS0)_4TX	17.61M	18.501M	18M5D1D	17.28M	17.991M
802.11ac VHT40-BF_Nss1,(MCS0)_4TX	36.36M	37.121M	37M1D1D	35.34M	36.402M
802.11ac VHT80-BF_Nss1,(MCS0)_4TX	75.84M	75.922M	75M9D1D	45.36M	75.442M

Max-N dB = Maximum 6dB down bandwidth for 5.725-5.85GHz band / Maximum 26dB down bandwidth for other band;

Max-OBW = Maximum 99% occupied bandwidth;

Min-N dB = Minimum 6dB down bandwidth for 5.725-5.85GHz band / Maximum 26dB down bandwidth for other band;

Min-OBW = Minimum 99% occupied bandwidth;



Result

Mode	Result	Limit (Hz)	Port 1-N dB (Hz)	Port 1-OBW (Hz)	Port 2-N dB (Hz)	Port 2-OBW (Hz)	Port 3-N dB (Hz)	Port 3-OBW (Hz)	Port 4-N dB (Hz)	Port 4-OBW (Hz)
802.11ac VHT20-BF_Nss1,(MCS0)_4TX	-	-	-	-	-	-	-	-	-	-
5180MHz	Pass	Inf	40.47M	18.111M	38.76M	18.021M	40.32M	18.171M	40.32M	18.051M
5200MHz	Pass	Inf	42.51M	18.411M	39.69M	18.261M	41.46M	18.351M	42.81M	18.351M
5240MHz	Pass	Inf	41.43M	18.321M	37.77M	17.991M	39.54M	18.111M	40.62M	18.201M
5745MHz	Pass	500k	17.55M	18.501M	17.61M	18.411M	17.55M	17.991M	17.58M	18.021M
5785MHz	Pass	500k	17.55M	18.441M	17.58M	18.261M	17.58M	18.081M	17.34M	17.991M
5825MHz	Pass	500k	17.58M	18.351M	17.58M	18.261M	17.58M	18.051M	17.28M	18.021M
802.11ac VHT40-BF_Nss1,(MCS0)_4TX	-	-	-	-	-	-	-	-	-	-
5190MHz	Pass	Inf	40.14M	36.162M	45.36M	36.282M	45.66M	36.342M	40.2M	36.222M
5230MHz	Pass	Inf	78.78M	36.762M	71.52M	36.582M	76.86M	36.702M	77.46M	36.762M
5755MHz	Pass	500k	36.36M	36.942M	35.88M	36.582M	35.7M	36.462M	35.82M	36.402M
5795MHz	Pass	500k	35.64M	37.121M	35.34M	36.642M	36M	36.702M	36.3M	36.582M
802.11ac VHT80-BF_Nss1,(MCS0)_4TX	-	-	-	-	-	-	-	-	-	-
5210MHz	Pass	Inf	80.16M	74.843M	79.56M	74.603M	79.68M	74.603M	79.44M	74.363M
5775MHz	Pass	500k	75.84M	75.442M	45.36M	75.922M	53.76M	75.802M	75.72M	75.562M

Port X-N dB = Port X 6dB down bandwidth for 5.725-5.85GHz band / 26dB down bandwidth for other band

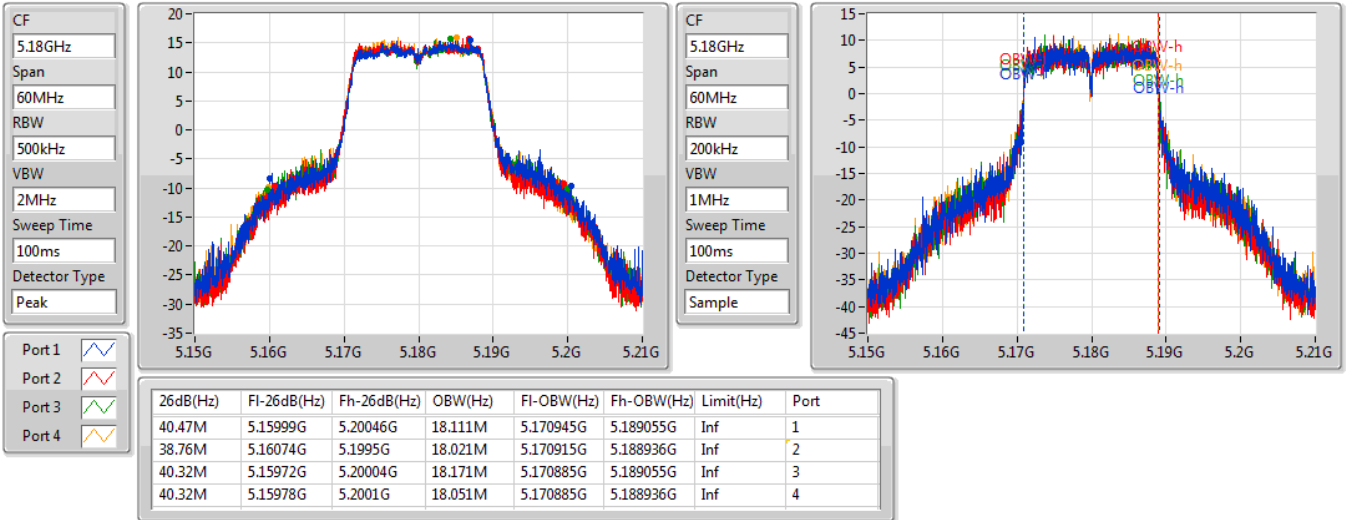
Port X-OBW = Port X 99% occupied bandwidth;

802.11ac VHT20-BF_Nss1,(MCS0)_4TX

EBW

5180MHz

26/04/2019

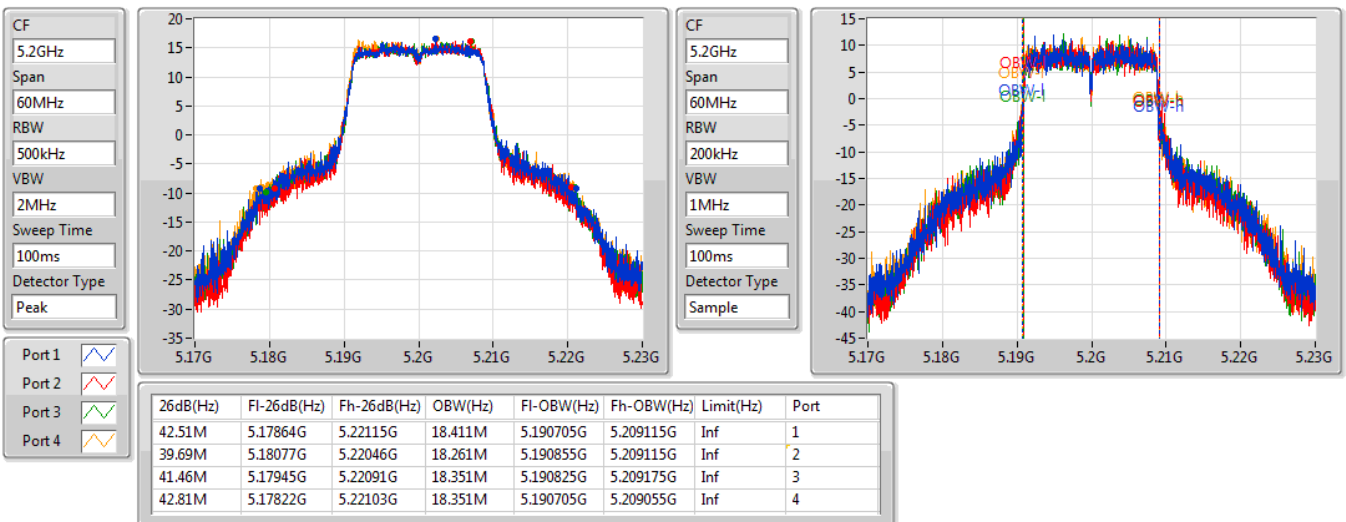


802.11ac VHT20-BF_Nss1,(MCS0)_4TX

EBW

5200MHz

26/04/2019



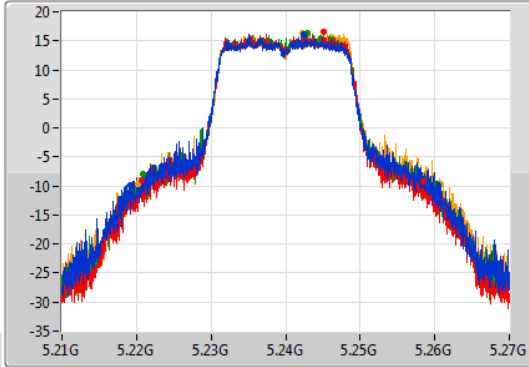
802.11ac VHT20-BF_Nss1,(MCS0)_4TX

EBW

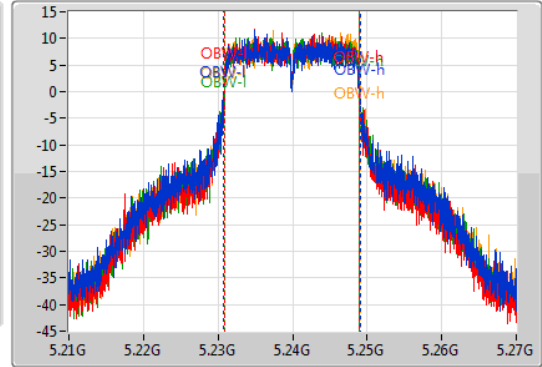
5240MHz

26/04/2019

CF: 5.24GHz
 Span: 60MHz
 RBW: 500kHz
 VBW: 2MHz
 Sweep Time: 100ms
 Detector Type: Peak



CF: 5.24GHz
 Span: 60MHz
 RBW: 200kHz
 VBW: 1MHz
 Sweep Time: 100ms
 Detector Type: Sample



Port 1: [Waveform icon]
 Port 2: [Waveform icon]
 Port 3: [Waveform icon]
 Port 4: [Waveform icon]

26dB(Hz)	Fl-26dB(Hz)	Fh-26dB(Hz)	OBW(Hz)	Fl-OBW(Hz)	Fh-OBW(Hz)	Limit(Hz)	Port
41.43M	5.21912G	5.26055G	18.321M	5.230795G	5.249115G	Inf	1
37.77M	5.22068G	5.25845G	17.991M	5.230915G	5.248906G	Inf	2
39.54M	5.2208G	5.26034G	18.111M	5.230855G	5.248966G	Inf	3
40.62M	5.22017G	5.26079G	18.201M	5.230885G	5.249085G	Inf	4

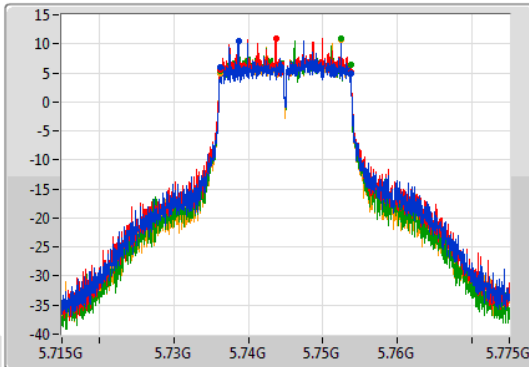
802.11ac VHT20-BF_Nss1,(MCS0)_4TX

EBW

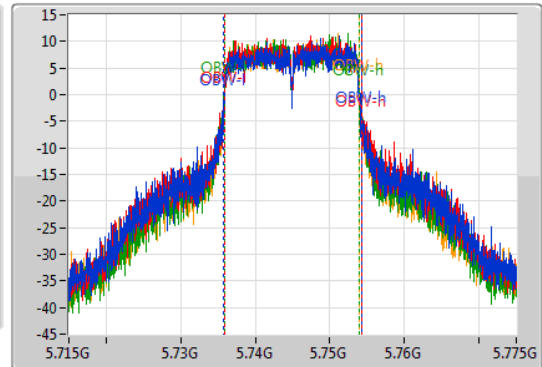
5745MHz

26/04/2019

CF: 5.745GHz
 Span: 60MHz
 RBW: 100kHz
 VBW: 300kHz
 Sweep Time: 100ms
 Detector Type: Peak



CF: 5.745GHz
 Span: 60MHz
 RBW: 200kHz
 VBW: 1MHz
 Sweep Time: 100ms
 Detector Type: Sample



Port 1: [Waveform icon]
 Port 2: [Waveform icon]
 Port 3: [Waveform icon]
 Port 4: [Waveform icon]

6dB(Hz)	Fl-6dB(Hz)	Fh-6dB(Hz)	OBW(Hz)	Fl-OBW(Hz)	Fh-OBW(Hz)	Limit(Hz)	Port
17.55M	5.73618G	5.75373G	18.501M	5.735765G	5.754265G	500k	1
17.61M	5.73615G	5.75376G	18.411M	5.735855G	5.754265G	500k	2
17.55M	5.73615G	5.7537G	17.991M	5.735945G	5.753936G	500k	3
17.58M	5.73615G	5.75373G	18.021M	5.735945G	5.753966G	500k	4

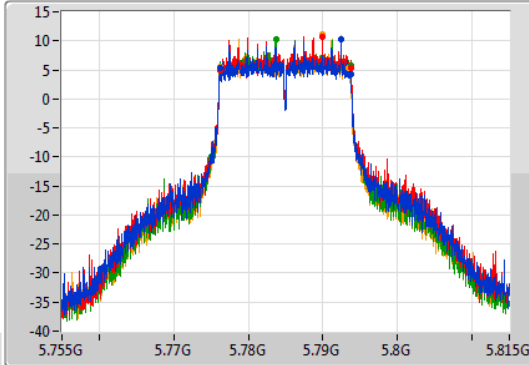
802.11ac VHT20-BF_Nss1,(MCS0)_4TX

EBW

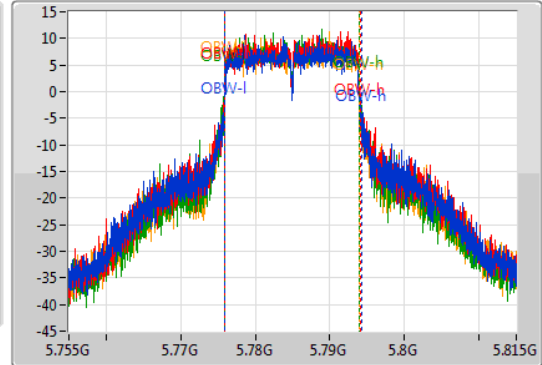
5785MHz

26/04/2019

CF
5.785GHz
Span
60MHz
RBW
100kHz
VBW
300kHz
Sweep Time
100ms
Detector Type
Peak



CF
5.785GHz
Span
60MHz
RBW
200kHz
VBW
1MHz
Sweep Time
100ms
Detector Type
Sample



Port 1
Port 2
Port 3
Port 4

6dB(Hz)	Fl-6dB(Hz)	Fh-6dB(Hz)	OBW(Hz)	FI-OBW(Hz)	Fh-OBW(Hz)	Limit(Hz)	Port
17.55M	5.77618G	5.79373G	18.441M	5.775825G	5.794265G	500k	1
17.58M	5.77615G	5.79373G	18.261M	5.775885G	5.794145G	500k	2
17.58M	5.77615G	5.79373G	18.081M	5.775915G	5.793996G	500k	3
17.34M	5.77615G	5.79349G	17.991M	5.775945G	5.793936G	500k	4

802.11ac VHT20-BF_Nss1,(MCS0)_4TX

EBW

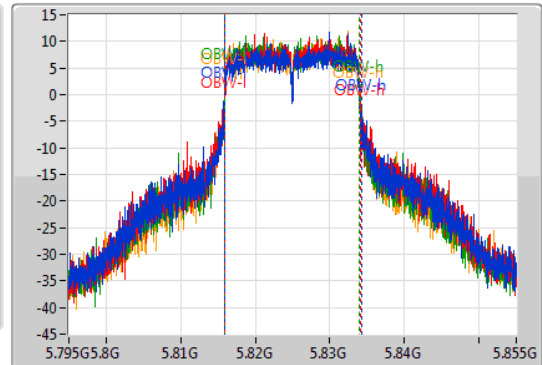
5825MHz

26/04/2019

CF
5.825GHz
Span
60MHz
RBW
100kHz
VBW
300kHz
Sweep Time
100ms
Detector Type
Peak



CF
5.825GHz
Span
60MHz
RBW
200kHz
VBW
1MHz
Sweep Time
100ms
Detector Type
Sample



Port 1
Port 2
Port 3
Port 4

6dB(Hz)	Fl-6dB(Hz)	Fh-6dB(Hz)	OBW(Hz)	FI-OBW(Hz)	Fh-OBW(Hz)	Limit(Hz)	Port
17.58M	5.81615G	5.83373G	18.351M	5.815885G	5.834235G	500k	1
17.58M	5.81615G	5.83373G	18.261M	5.815885G	5.834145G	500k	2
17.58M	5.81615G	5.83373G	18.051M	5.815915G	5.833966G	500k	3
17.28M	5.81642G	5.8337G	18.021M	5.815975G	5.833996G	500k	4

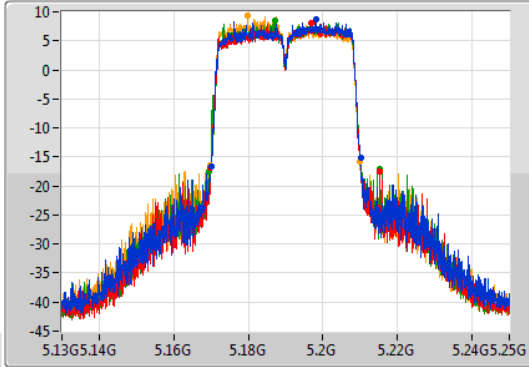
802.11ac VHT40-BF_Nss1,(MCS0)_4TX

EBW

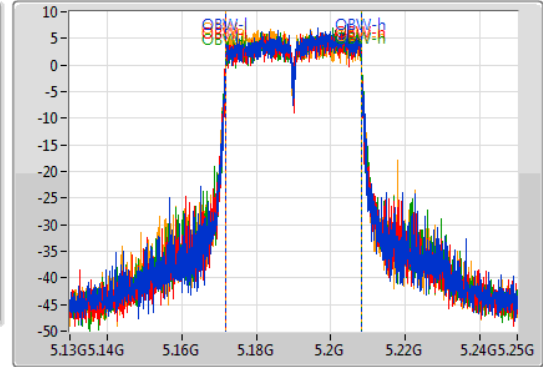
5190MHz

26/04/2019

CF
5.19GHz
Span
120MHz
RBW
500kHz
VBW
2MHz
Sweep Time
100ms
Detector Type
Peak



CF
5.19GHz
Span
120MHz
RBW
500kHz
VBW
2MHz
Sweep Time
100ms
Detector Type
Sample



Port 1
Port 2
Port 3
Port 4

26dB(Hz)	Fl-26dB(Hz)	Fh-26dB(Hz)	OBW(Hz)	Fl-OBW(Hz)	Fh-OBW(Hz)	Limit(Hz)	Port
40.14M	5.16996G	5.2101G	36.162M	5.171889G	5.208051G	Inf	1
45.36M	5.1699G	5.21526G	36.282M	5.171829G	5.208111G	Inf	2
45.66M	5.1696G	5.21526G	36.342M	5.171829G	5.208171G	Inf	3
40.2M	5.16984G	5.21004G	36.222M	5.171829G	5.208051G	Inf	4

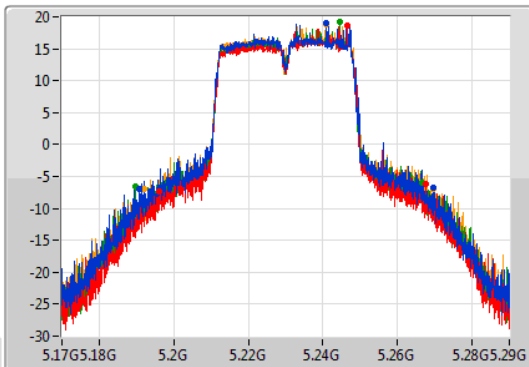
802.11ac VHT40-BF_Nss1,(MCS0)_4TX

EBW

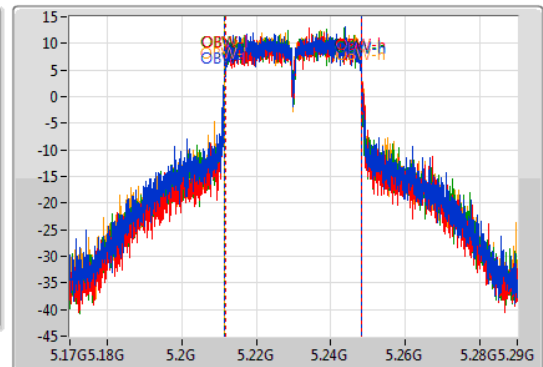
5230MHz

26/04/2019

CF
5.23GHz
Span
120MHz
RBW
1MHz
VBW
3MHz
Sweep Time
100ms
Detector Type
Peak



CF
5.23GHz
Span
120MHz
RBW
500kHz
VBW
2MHz
Sweep Time
100ms
Detector Type
Sample



Port 1
Port 2
Port 3
Port 4

26dB(Hz)	Fl-26dB(Hz)	Fh-26dB(Hz)	OBW(Hz)	Fl-OBW(Hz)	Fh-OBW(Hz)	Limit(Hz)	Port
78.78M	5.19082G	5.2696G	36.762M	5.211529G	5.248291G	Inf	1
71.52M	5.19604G	5.26756G	36.582M	5.211709G	5.248291G	Inf	2
76.86M	5.1898G	5.26666G	36.702M	5.211589G	5.248291G	Inf	3
77.46M	5.1922G	5.26966G	36.762M	5.211589G	5.248351G	Inf	4

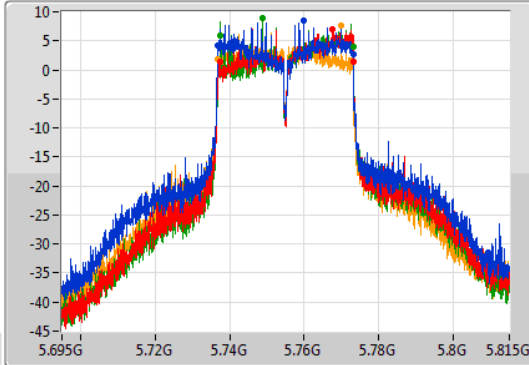
802.11ac VHT40-BF_Nss1,(MCS0)_4TX

EBW

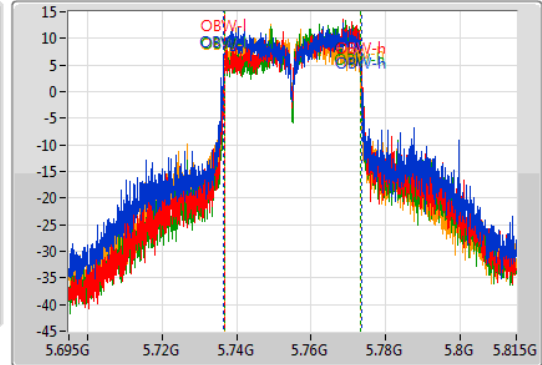
5755MHz

02/05/2019

CF
5.755GHz
Span
120MHz
RBW
100kHz
VBW
300kHz
Sweep Time
100ms
Detector Type
Peak



CF
5.755GHz
Span
120MHz
RBW
500kHz
VBW
2MHz
Sweep Time
100ms
Detector Type
Sample



Port 1
Port 2
Port 3
Port 4

6dB(Hz)	Fl-6dB(Hz)	Fh-6dB(Hz)	OBW(Hz)	Fl-OBW(Hz)	Fh-OBW(Hz)	Limit(Hz)	Port
36.36M	5.73676G	5.77312G	36.942M	5.736529G	5.773471G	500k	1
35.88M	5.73736G	5.77324G	36.582M	5.736889G	5.773471G	500k	2
35.7M	5.73742G	5.77312G	36.462M	5.736889G	5.773351G	500k	3
35.82M	5.73682G	5.77264G	36.402M	5.736709G	5.773111G	500k	4

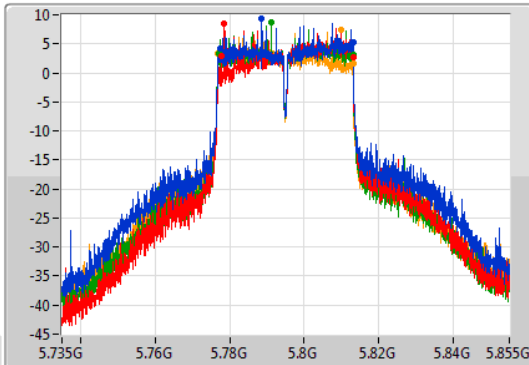
802.11ac VHT40-BF_Nss1,(MCS0)_4TX

EBW

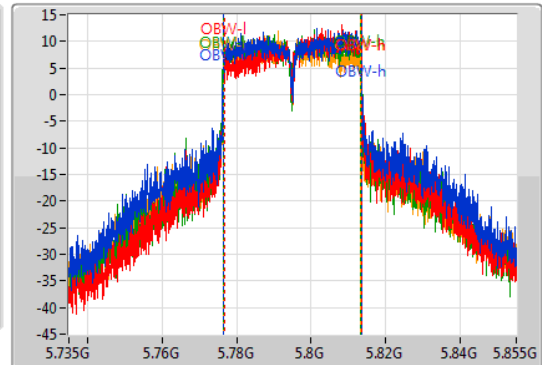
5795MHz

02/05/2019

CF
5.795GHz
Span
120MHz
RBW
100kHz
VBW
300kHz
Sweep Time
100ms
Detector Type
Peak



CF
5.795GHz
Span
120MHz
RBW
500kHz
VBW
2MHz
Sweep Time
100ms
Detector Type
Sample



Port 1
Port 2
Port 3
Port 4

6dB(Hz)	Fl-6dB(Hz)	Fh-6dB(Hz)	OBW(Hz)	Fl-OBW(Hz)	Fh-OBW(Hz)	Limit(Hz)	Port
35.64M	5.77742G	5.81306G	37.121M	5.776589G	5.813711G	500k	1
35.34M	5.77778G	5.81312G	36.642M	5.776769G	5.813411G	500k	2
36M	5.77706G	5.81306G	36.702M	5.776589G	5.813291G	500k	3
36.3M	5.77676G	5.81306G	36.582M	5.776589G	5.813171G	500k	4

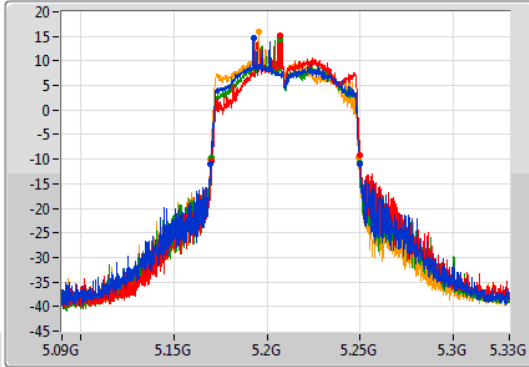
802.11ac VHT80-BF_Nss1,(MCS0)_4TX

EBW

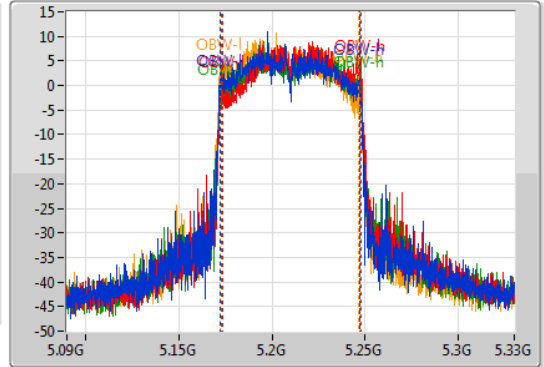
5210MHz

02/05/2019

CF
5.21GHz
Span
240MHz
RBW
1MHz
VBW
3MHz
Sweep Time
100ms
Detector Type
Peak



CF
5.21GHz
Span
240MHz
RBW
1MHz
VBW
3MHz
Sweep Time
100ms
Detector Type
Sample



Port 1
Port 2
Port 3
Port 4

26dB(Hz)	Fl-26dB(Hz)	Fh-26dB(Hz)	OBW(Hz)	Fl-OBW(Hz)	Fh-OBW(Hz)	Limit(Hz)	Port
80.16M	5.16956G	5.24972G	74.843M	5.172339G	5.247181G	Inf	1
79.56M	5.17052G	5.25008G	74.603M	5.173298G	5.247901G	Inf	2
79.68M	5.17016G	5.24984G	74.603M	5.172819G	5.247421G	Inf	3
79.44M	5.1698G	5.24924G	74.363M	5.171979G	5.246342G	Inf	4

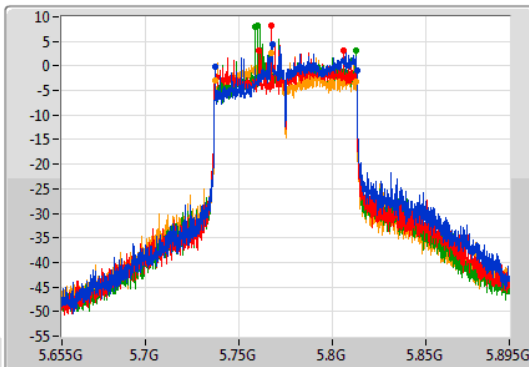
802.11ac VHT80-BF_Nss1,(MCS0)_4TX

EBW

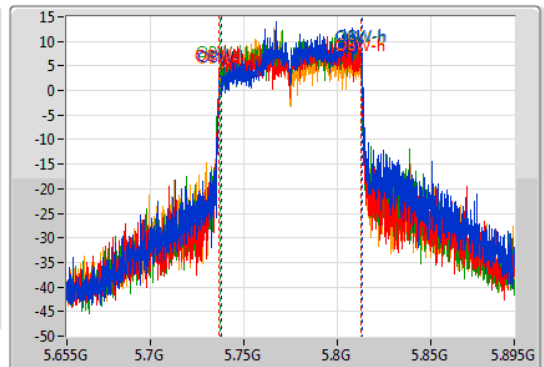
5775MHz

02/05/2019

CF
5.775GHz
Span
240MHz
RBW
100kHz
VBW
300kHz
Sweep Time
100ms
Detector Type
Peak



CF
5.775GHz
Span
240MHz
RBW
1MHz
VBW
3MHz
Sweep Time
100ms
Detector Type
Sample



Port 1
Port 2
Port 3
Port 4

6dB(Hz)	Fl-6dB(Hz)	Fh-6dB(Hz)	OBW(Hz)	Fl-OBW(Hz)	Fh-OBW(Hz)	Limit(Hz)	Port
75.84M	5.73732G	5.81316G	75.442M	5.737819G	5.813261G	500k	1
45.36M	5.76084G	5.8062G	75.922M	5.736859G	5.812781G	500k	2
53.76M	5.75868G	5.81244G	75.802M	5.737099G	5.812901G	500k	3
75.72M	5.73732G	5.81304G	75.562M	5.737219G	5.812781G	500k	4



Summary

Mode	Total Power (dBm)	Total Power (W)	EIRP (dBm)	EIRP (W)
5.15-5.25GHz	-	-	-	-
802.11a_Nss1,(6Mbps)_4TX	28.14	0.65163	32.26	1.68267
802.11ac VHT20_Nss1,(MCS0)_4TX	28.57	0.71945	32.69	1.85780
802.11ac VHT40_Nss1,(MCS0)_4TX	27.77	0.59841	31.89	1.54525
802.11ac VHT80_Nss1,(MCS0)_4TX	22.54	0.17947	26.66	0.46345
5.725-5.85GHz	-	-	-	-
802.11a_Nss1,(6Mbps)_4TX	27.87	0.61235	32.82	1.91426
802.11ac VHT20_Nss1,(MCS0)_4TX	27.96	0.62517	32.91	1.95434
802.11ac VHT40_Nss1,(MCS0)_4TX	28.36	0.68549	33.31	2.14289
802.11ac VHT80_Nss1,(MCS0)_4TX	25.38	0.34514	30.33	1.07895



Result

Mode	Result	DG (dBi)	Port 1 (dBm)	Port 2 (dBm)	Port 3 (dBm)	Port 4 (dBm)	Total Power (dBm)	Power Limit (dBm)	EIRP (dBm)	EIRP Limit (dBm)
802.11a_Nss1,(6Mbps)_4TX	-	-	-	-	-	-	-	-	-	-
5180MHz_TnomVnom	Pass	4.12	21.52	20.59	20.88	21.05	27.04	30.00	31.16	36.00
5200MHz_TnomVnom	Pass	4.12	21.52	20.57	20.92	21.11	27.06	30.00	31.18	36.00
5240MHz_TnomVnom	Pass	4.12	22.78	21.67	21.93	22.01	28.14	30.00	32.26	36.00
5745MHz_TnomVnom	Pass	4.95	22.27	21.96	21.47	21.66	27.87	30.00	32.82	36.00
5785MHz_TnomVnom	Pass	4.95	21.62	21.48	21.16	21.00	27.34	30.00	32.29	36.00
5825MHz_TnomVnom	Pass	4.95	21.49	21.00	20.91	20.83	27.09	30.00	32.04	36.00
802.11ac_VHT20_Nss1,(MCS0)_4TX	-	-	-	-	-	-	-	-	-	-
5180MHz_TnomVnom	Pass	4.12	20.27	19.19	19.61	19.79	25.75	30.00	29.87	36.00
5200MHz_TnomVnom	Pass	4.12	22.70	21.65	22.03	22.11	28.16	30.00	32.28	36.00
5240MHz_TnomVnom	Pass	4.12	23.09	22.14	22.48	22.44	28.57	30.00	32.69	36.00
5745MHz_TnomVnom	Pass	4.95	22.11	22.09	21.52	21.68	27.88	30.00	32.83	36.00
5785MHz_TnomVnom	Pass	4.95	22.13	21.87	21.54	21.46	27.78	30.00	32.73	36.00
5825MHz_TnomVnom	Pass	4.95	22.40	21.93	21.64	21.74	27.96	30.00	32.91	36.00
802.11ac_VHT40_Nss1,(MCS0)_4TX	-	-	-	-	-	-	-	-	-	-
5190MHz_TnomVnom	Pass	4.12	17.15	16.39	16.67	16.66	22.75	30.00	26.87	36.00
5230MHz_TnomVnom	Pass	4.12	22.27	21.46	21.39	21.81	27.77	30.00	31.89	36.00
5755MHz_TnomVnom	Pass	4.95	21.78	21.08	21.09	21.32	27.35	30.00	32.30	36.00
5795MHz_TnomVnom	Pass	4.95	22.81	22.07	22.15	22.27	28.36	30.00	33.31	36.00
802.11ac_VHT80_Nss1,(MCS0)_4TX	-	-	-	-	-	-	-	-	-	-
5210MHz_TnomVnom	Pass	4.12	16.72	16.67	16.31	16.37	22.54	30.00	26.66	36.00
5775MHz_TnomVnom	Pass	4.95	19.66	19.29	19.27	19.19	25.38	30.00	30.33	36.00

DG = Directional Gain; Port X = Port X output power



Summary

Mode	Total Power (dBm)	Total Power (W)	EIRP (dBm)	EIRP (W)
5.15-5.25GHz	-	-	-	-
802.11ac VHT20-BF_Nss1,(MCS0)_4TX	28.55	0.71614	35.93	3.91742
802.11ac VHT40-BF_Nss1,(MCS0)_4TX	28.25	0.66834	35.63	3.65595
802.11ac VHT80-BF_Nss1,(MCS0)_4TX	23.74	0.23659	31.12	1.29420
5.725-5.85GHz	-	-	-	-
802.11ac VHT20-BF_Nss1,(MCS0)_4TX	28.14	0.65163	35.94	3.92645
802.11ac VHT40-BF_Nss1,(MCS0)_4TX	28.17	0.65615	35.97	3.95367
802.11ac VHT80-BF_Nss1,(MCS0)_4TX	26.00	0.39811	33.80	2.39883



Result

Mode	Result	DG (dBi)	Port 1 (dBm)	Port 2 (dBm)	Port 3 (dBm)	Port 4 (dBm)	Total Power (dBm)	Power Limit (dBm)	EIRP (dBm)	EIRP Limit (dBm)
802.11ac VHT20-BF_Nss1,(MCS0)_4TX	-	-	-	-	-	-	-	-	-	-
5180MHz	Pass	7.38	21.95	21.24	21.32	22.28	27.74	28.62	35.12	36.00
5200MHz	Pass	7.38	22.44	22.65	22.46	22.56	28.55	28.62	35.93	36.00
5240MHz	Pass	7.38	21.97	22.38	22.42	22.54	28.35	28.62	35.73	36.00
5745MHz	Pass	7.80	21.70	22.59	22.18	21.94	28.14	28.20	35.94	36.00
5785MHz	Pass	7.80	21.50	22.33	22.22	21.60	27.95	28.20	35.75	36.00
5825MHz	Pass	7.80	21.48	22.42	22.35	21.74	28.04	28.20	35.84	36.00
802.11ac VHT40-BF_Nss1,(MCS0)_4TX	-	-	-	-	-	-	-	-	-	-
5190MHz	Pass	7.38	16.74	17.15	17.43	16.79	23.06	28.62	30.44	36.00
5230MHz	Pass	7.38	22.13	22.35	21.89	22.53	28.25	28.62	35.63	36.00
5755MHz	Pass	7.80	22.89	21.58	21.57	22.18	28.11	28.20	35.91	36.00
5795MHz	Pass	7.80	23.04	21.70	21.88	21.83	28.17	28.20	35.97	36.00
802.11ac VHT80-BF_Nss1,(MCS0)_4TX	-	-	-	-	-	-	-	-	-	-
5210MHz	Pass	7.38	17.95	17.22	17.12	18.45	23.74	28.62	31.12	36.00
5775MHz	Pass	7.80	21.17	20.12	18.53	19.67	26.00	28.20	33.80	36.00

DG = Directional Gain; Port X = Port X output power



Summary

Mode	PD (dBm/RBW)	EIRP PD (dBm/RBW)
5.15-5.25GHz	-	-
802.11a_Nss1,(6Mbps)_4TX	15.07	22.45
802.11ac VHT20_Nss1,(MCS0)_4TX	15.45	22.83
802.11ac VHT40_Nss1,(MCS0)_4TX	11.74	19.12
802.11ac VHT80_Nss1,(MCS0)_4TX	4.62	12.00
5.725-5.85GHz	-	-
802.11a_Nss1,(6Mbps)_4TX	13.35	21.15
802.11ac VHT20_Nss1,(MCS0)_4TX	13.41	21.21
802.11ac VHT40_Nss1,(MCS0)_4TX	10.94	18.74
802.11ac VHT80_Nss1,(MCS0)_4TX	5.16	12.96

RBW = 500 kHz for 5.725-5.85GHz band / 1MHz for other band;

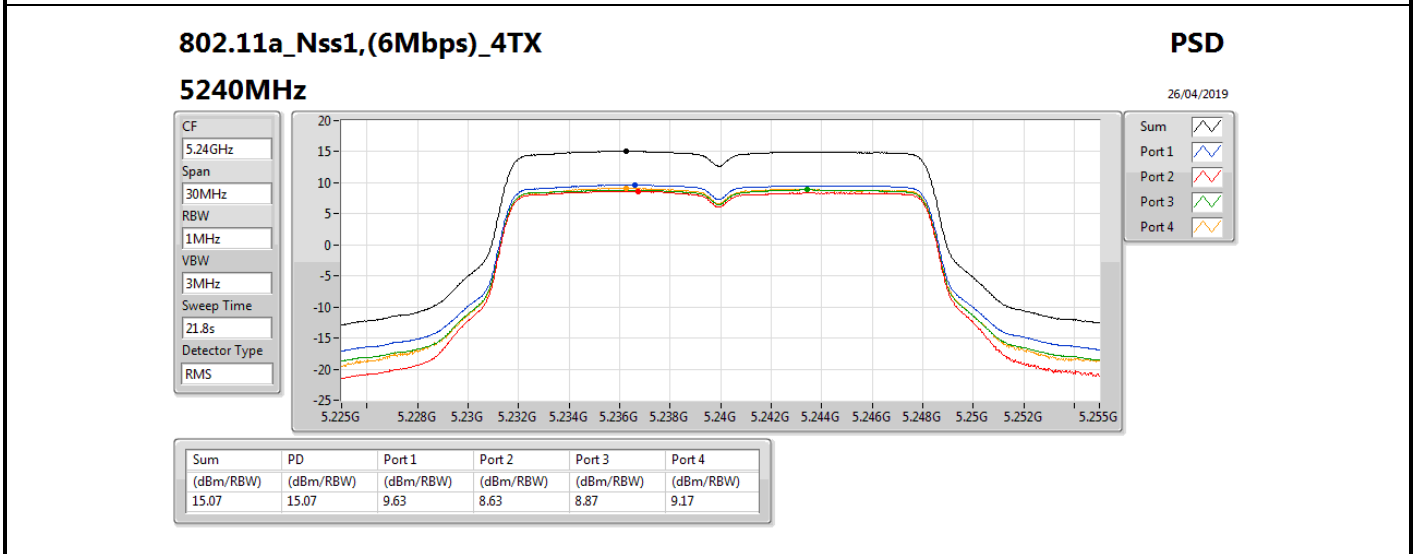
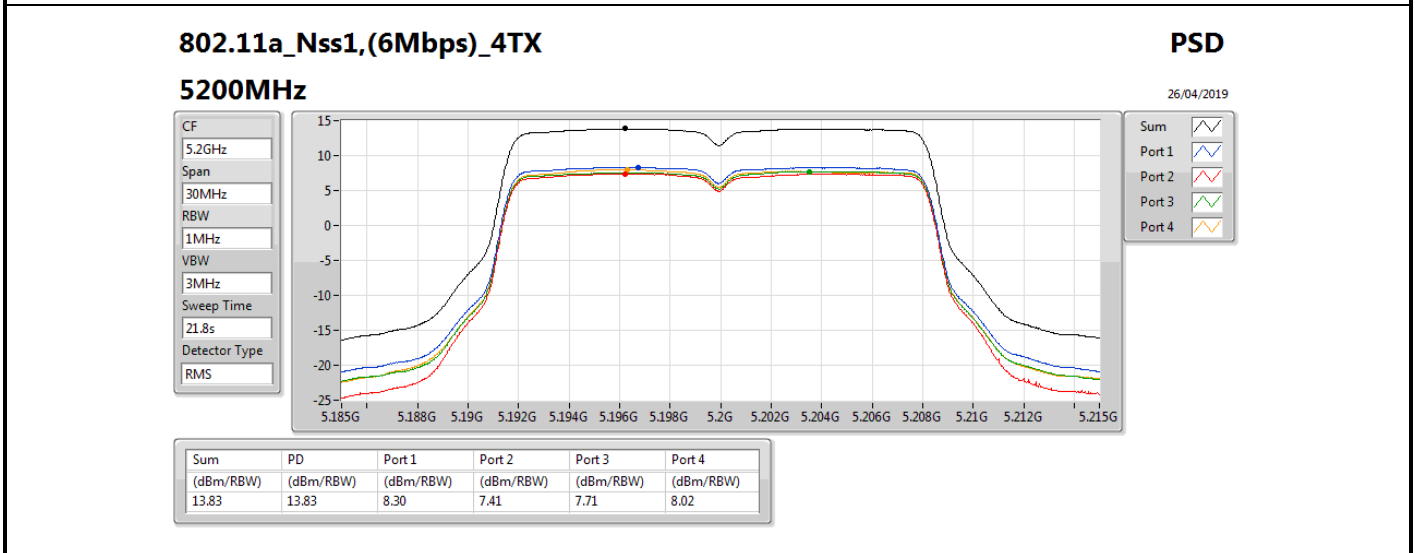
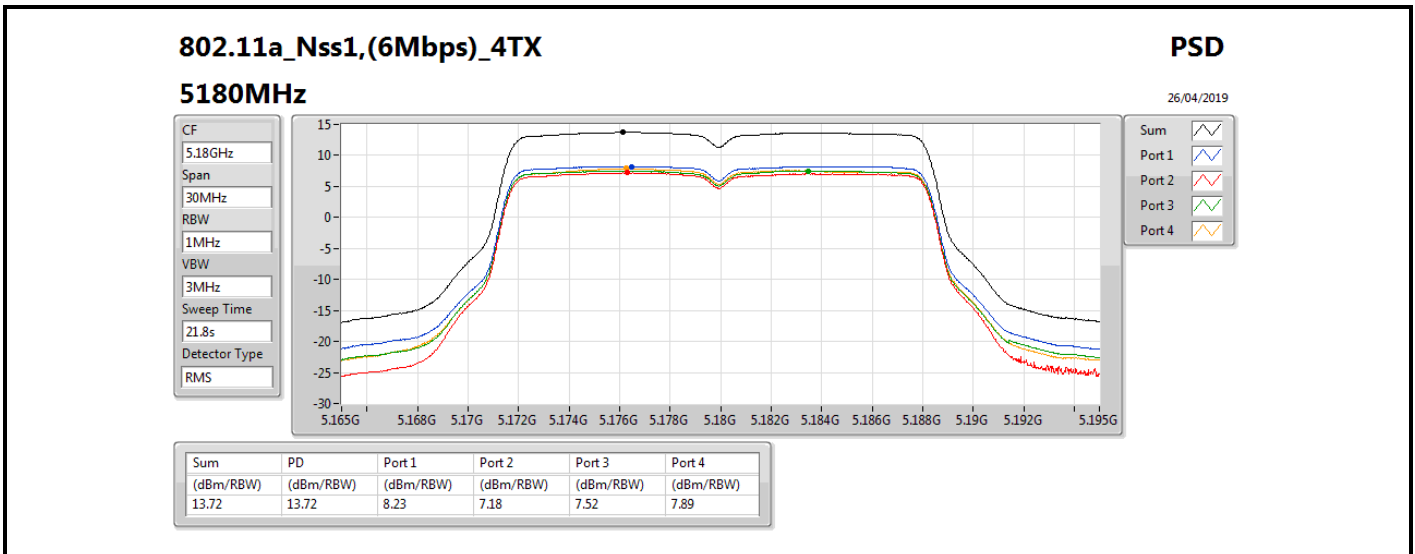


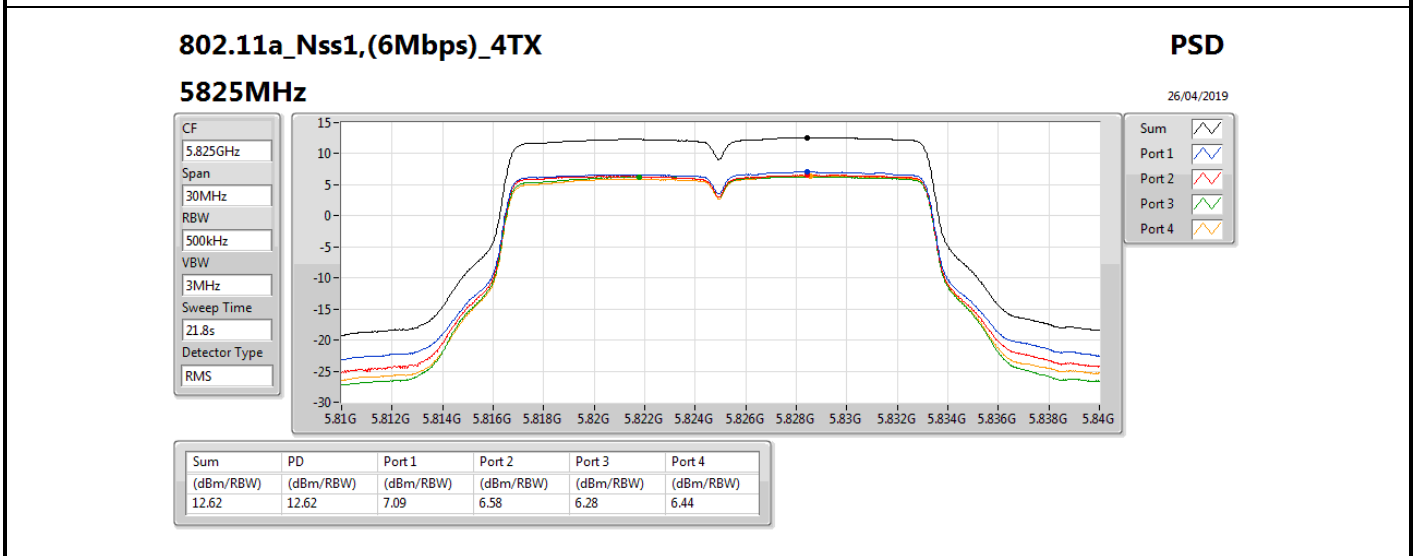
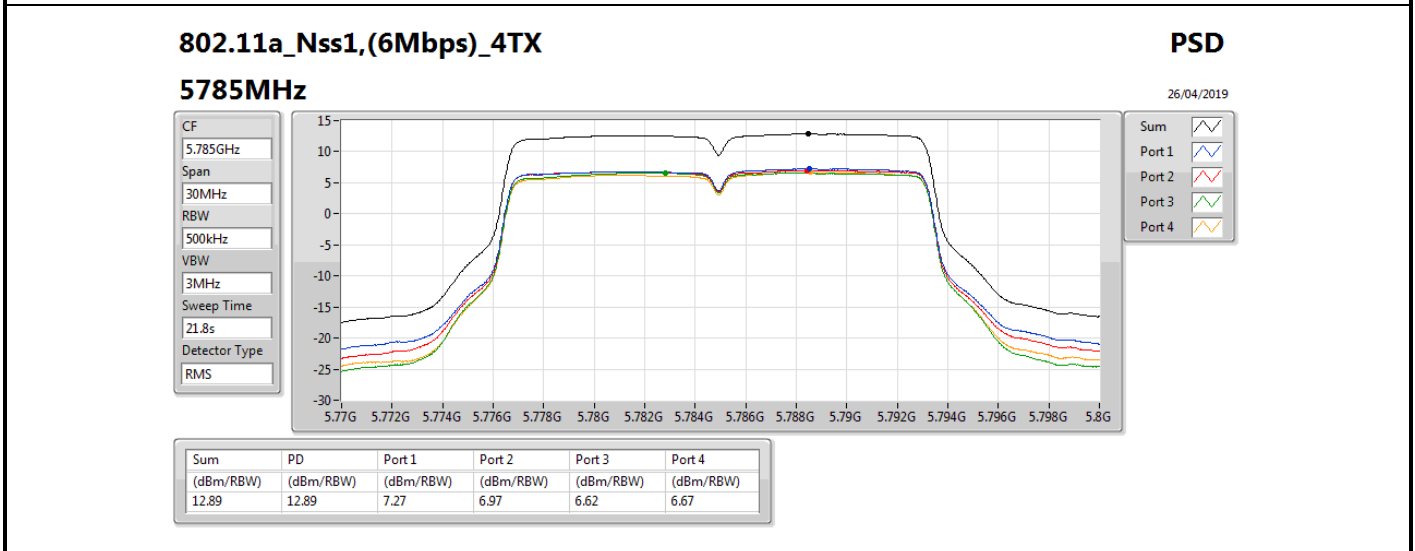
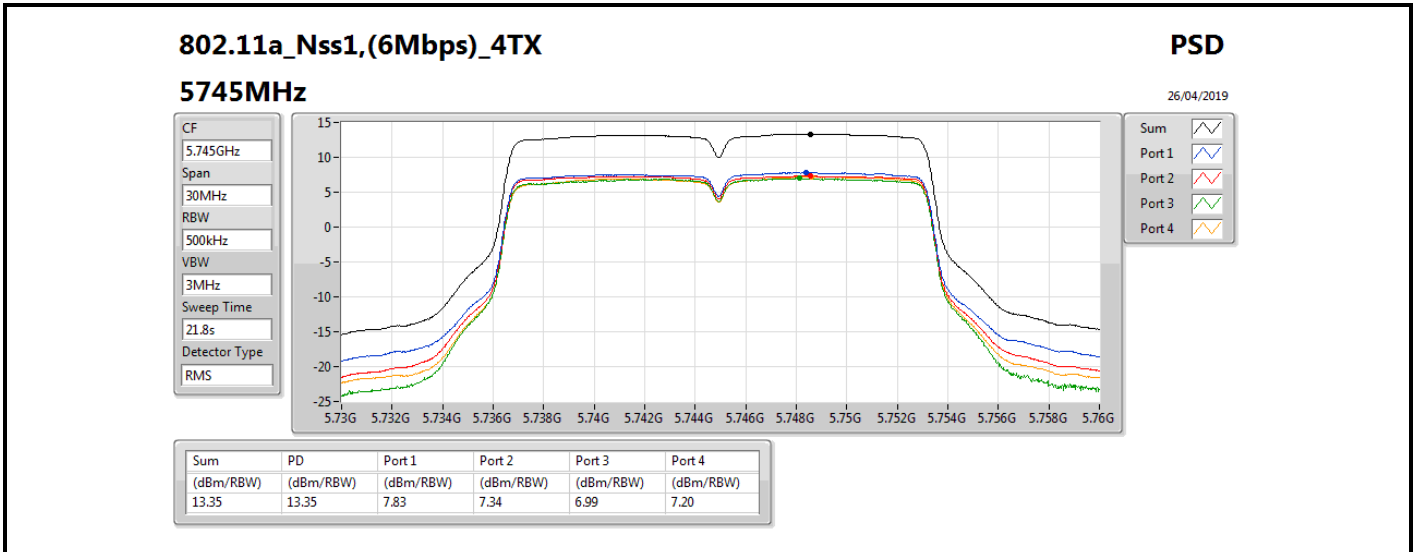
Result

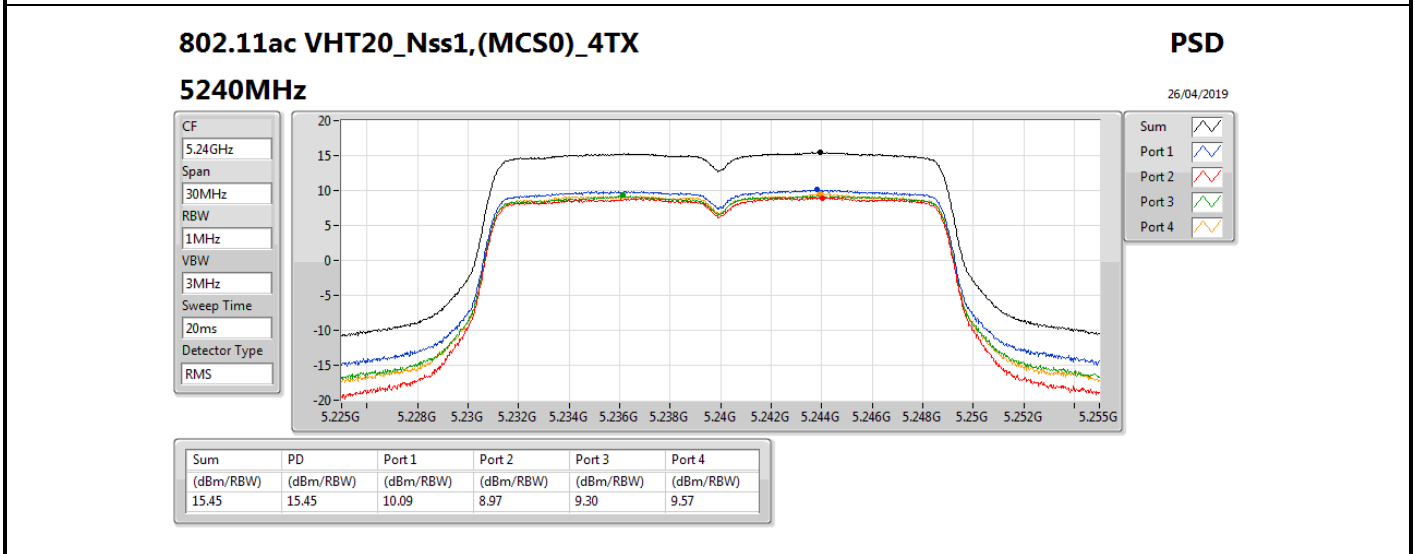
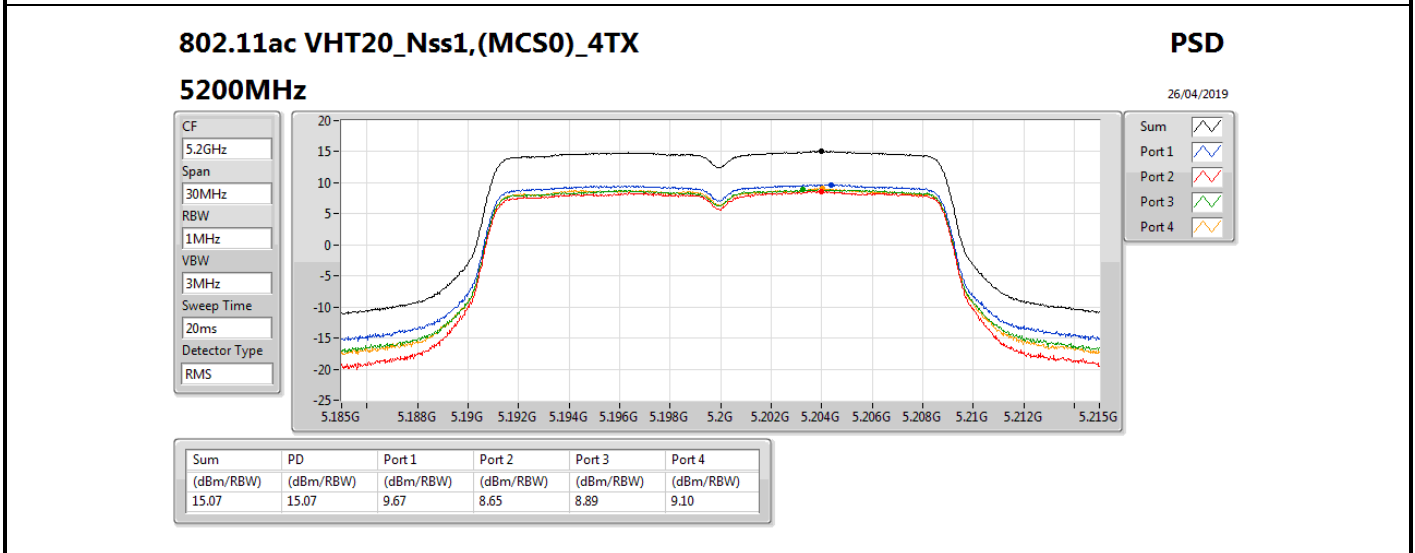
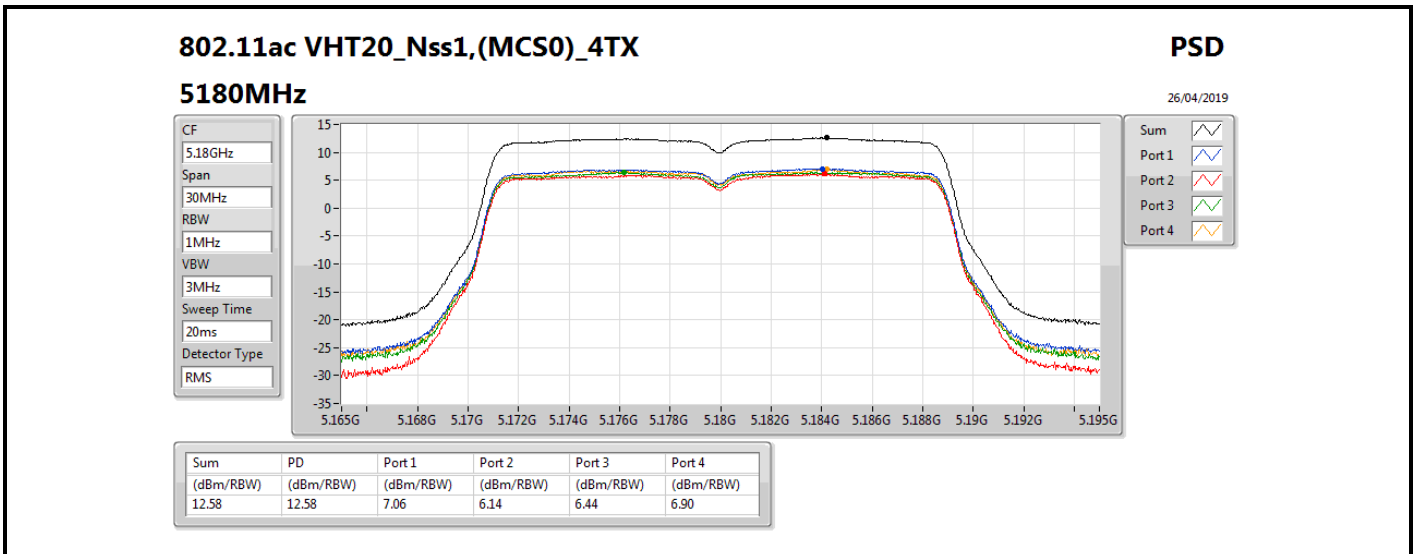
Mode	Result	DG (dBi)	Port 1 (dBm/RBW)	Port 2 (dBm/RBW)	Port 3 (dBm/RBW)	Port 4 (dBm/RBW)	PD (dBm/RBW)	PD Limit (dBm/RBW)	EIRP PD (dBm/RBW)	EIRP PD Limit (dBm/RBW)
802.11a_Nss1,(6Mbps)_4TX	-	-	-	-	-	-	-	-	-	-
5180MHz_TnomVnom	Pass	7.38	8.23	7.18	7.52	7.89	13.72	15.62	21.10	23.00
5200MHz_TnomVnom	Pass	7.38	8.30	7.41	7.71	8.02	13.83	15.62	21.21	23.00
5240MHz_TnomVnom	Pass	7.38	9.63	8.63	8.87	9.17	15.07	15.62	22.45	23.00
5745MHz_TnomVnom	Pass	7.80	7.83	7.34	6.99	7.20	13.35	28.20	21.15	36.00
5785MHz_TnomVnom	Pass	7.80	7.27	6.97	6.62	6.67	12.89	28.20	20.69	36.00
5825MHz_TnomVnom	Pass	7.80	7.09	6.58	6.28	6.44	12.62	28.20	20.42	36.00
802.11ac VHT20_Nss1,(MCS0)_4TX	-	-	-	-	-	-	-	-	-	-
5180MHz_TnomVnom	Pass	7.38	7.06	6.14	6.44	6.90	12.58	15.62	19.96	23.00
5200MHz_TnomVnom	Pass	7.38	9.67	8.65	8.89	9.10	15.07	15.62	22.45	23.00
5240MHz_TnomVnom	Pass	7.38	10.09	8.97	9.30	9.57	15.45	15.62	22.83	23.00
5745MHz_TnomVnom	Pass	7.80	7.51	7.51	7.14	7.11	13.26	28.20	21.06	36.00
5785MHz_TnomVnom	Pass	7.80	7.59	7.44	7.20	6.96	13.26	28.20	21.06	36.00
5825MHz_TnomVnom	Pass	7.80	7.83	7.50	7.34	7.29	13.41	28.20	21.21	36.00
802.11ac VHT40_Nss1,(MCS0)_4TX	-	-	-	-	-	-	-	-	-	-
5190MHz_TnomVnom	Pass	7.38	1.13	0.43	0.75	0.64	6.71	15.62	14.09	23.00
5230MHz_TnomVnom	Pass	7.38	6.26	5.57	5.51	5.80	11.74	15.62	19.12	23.00
5755MHz_TnomVnom	Pass	7.80	4.28	3.61	3.59	3.87	9.78	28.20	17.58	36.00
5795MHz_TnomVnom	Pass	7.80	5.39	4.73	4.83	5.01	10.94	28.20	18.74	36.00
802.11ac VHT80_Nss1,(MCS0)_4TX	-	-	-	-	-	-	-	-	-	-
5210MHz_TnomVnom	Pass	7.38	-1.11	-1.06	-1.46	-1.82	4.62	15.62	12.00	23.00
5775MHz_TnomVnom	Pass	7.80	-0.43	-0.93	-0.89	-0.78	5.16	28.20	12.96	36.00

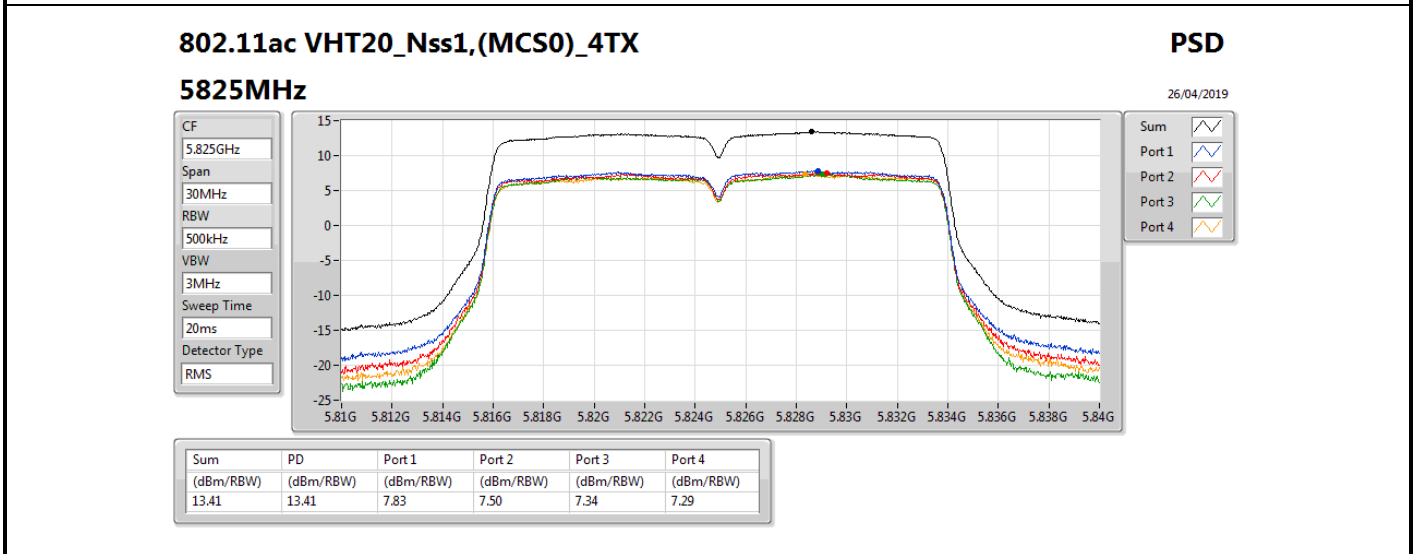
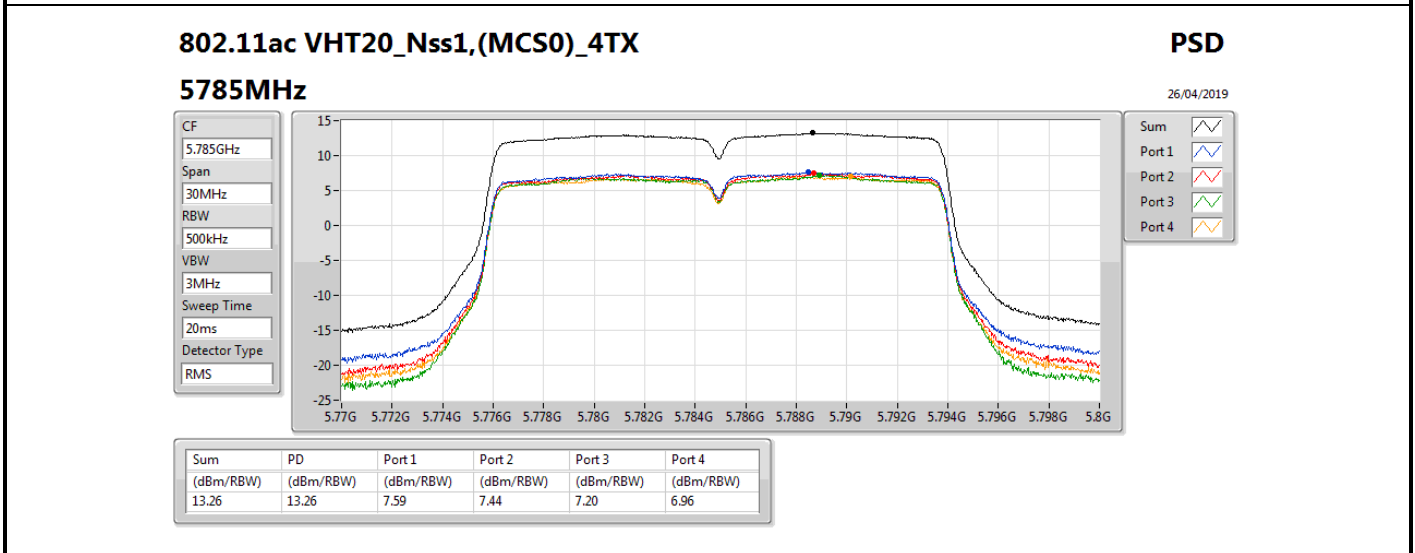
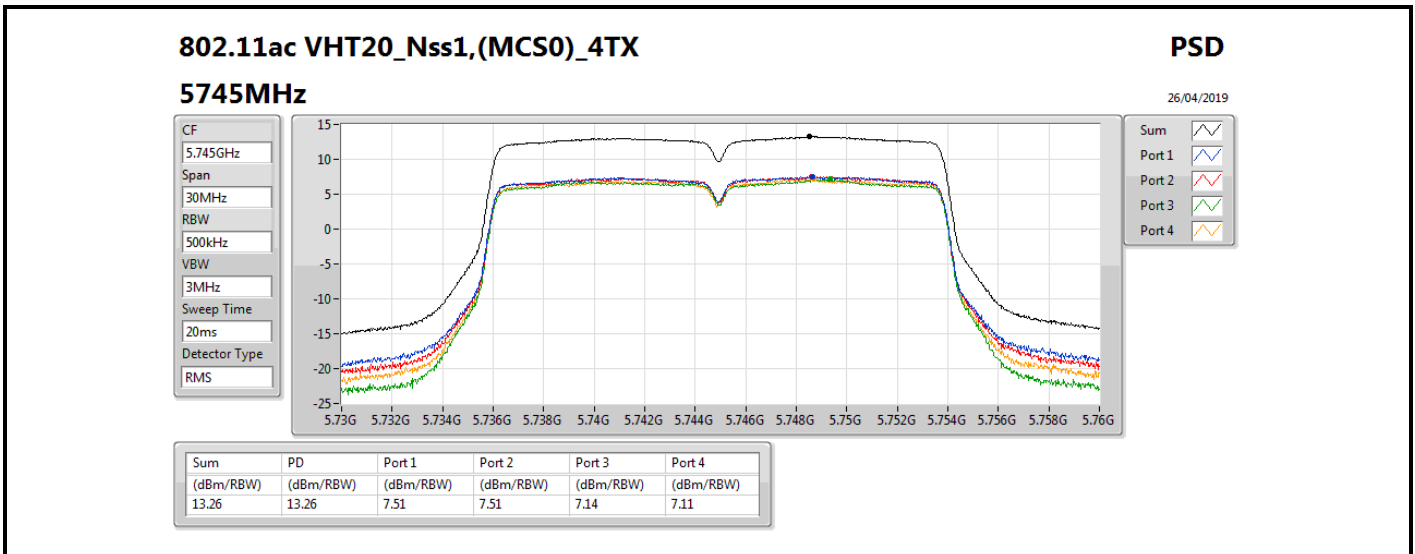
DG = Directional Gain; RBW = 500 kHz for 5.725-5.85GHz band / 1MHz for other band;

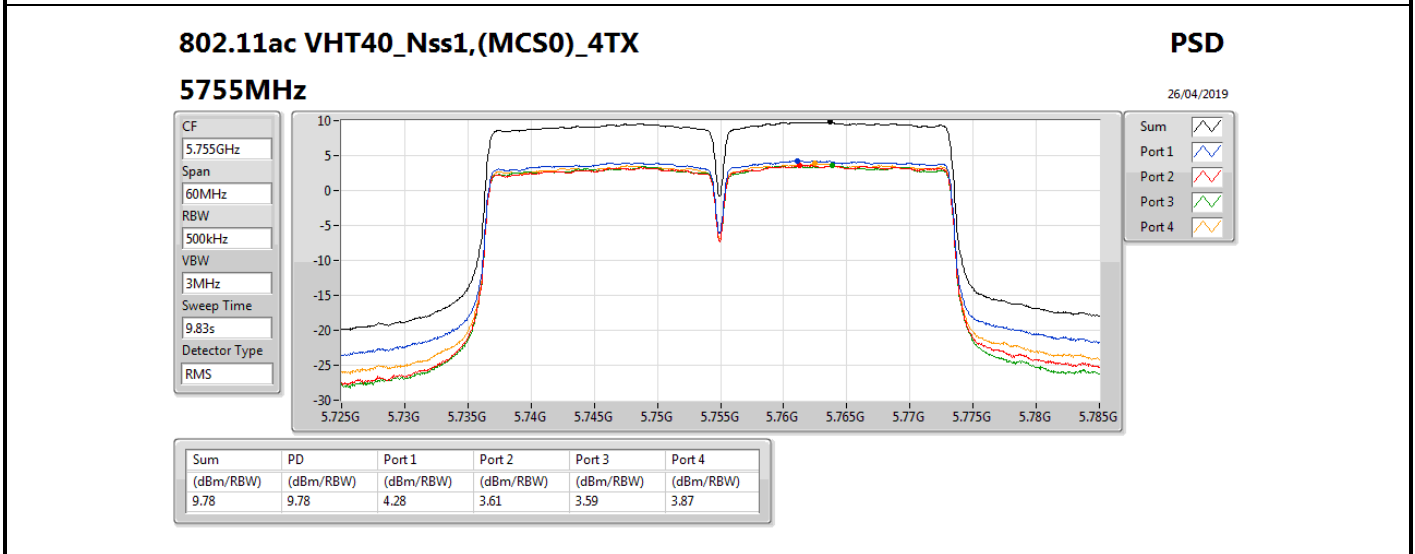
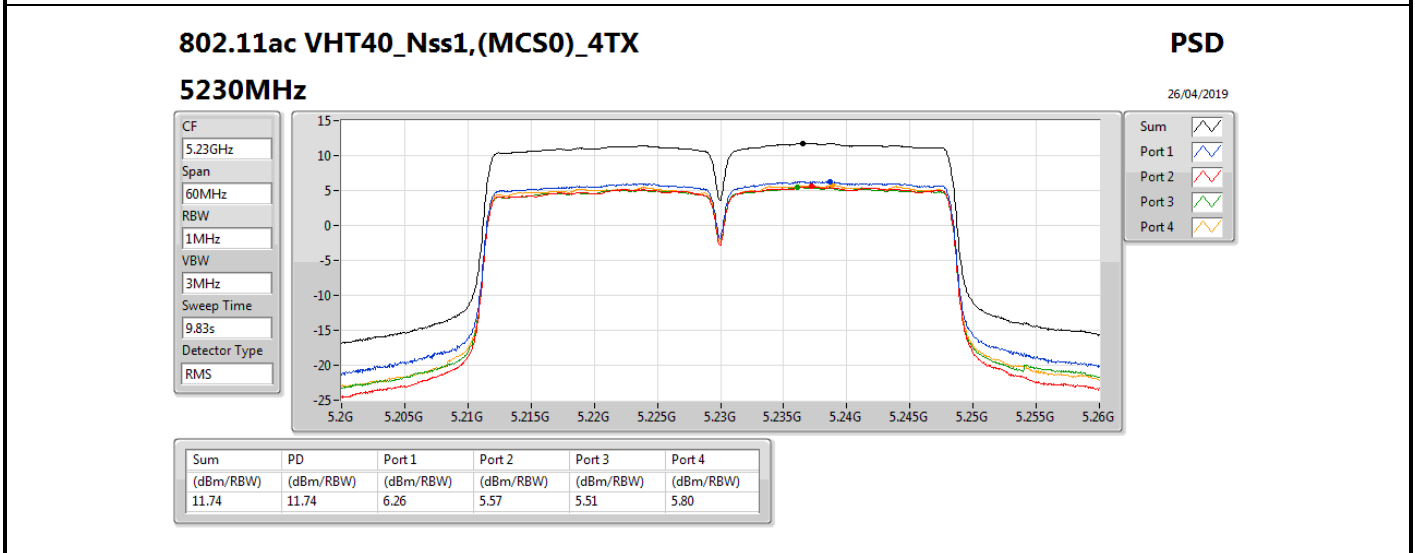
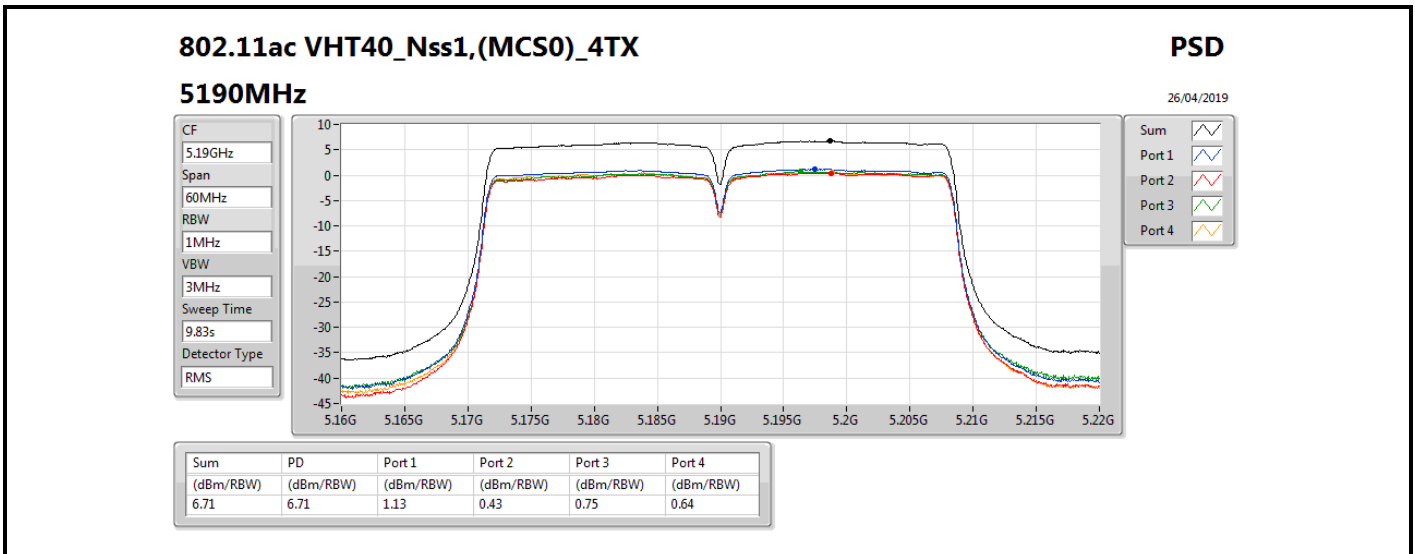
PD = trace bin-by-bin of each transmits port summing can be performed maximum power density; Port X = Port X power density;

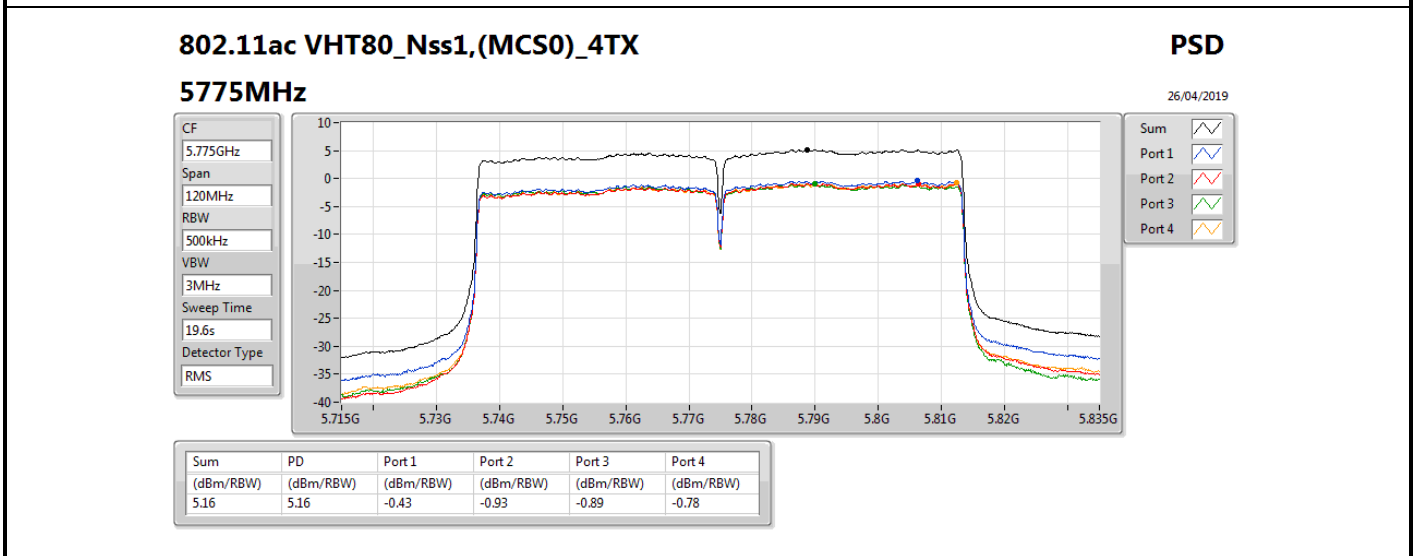
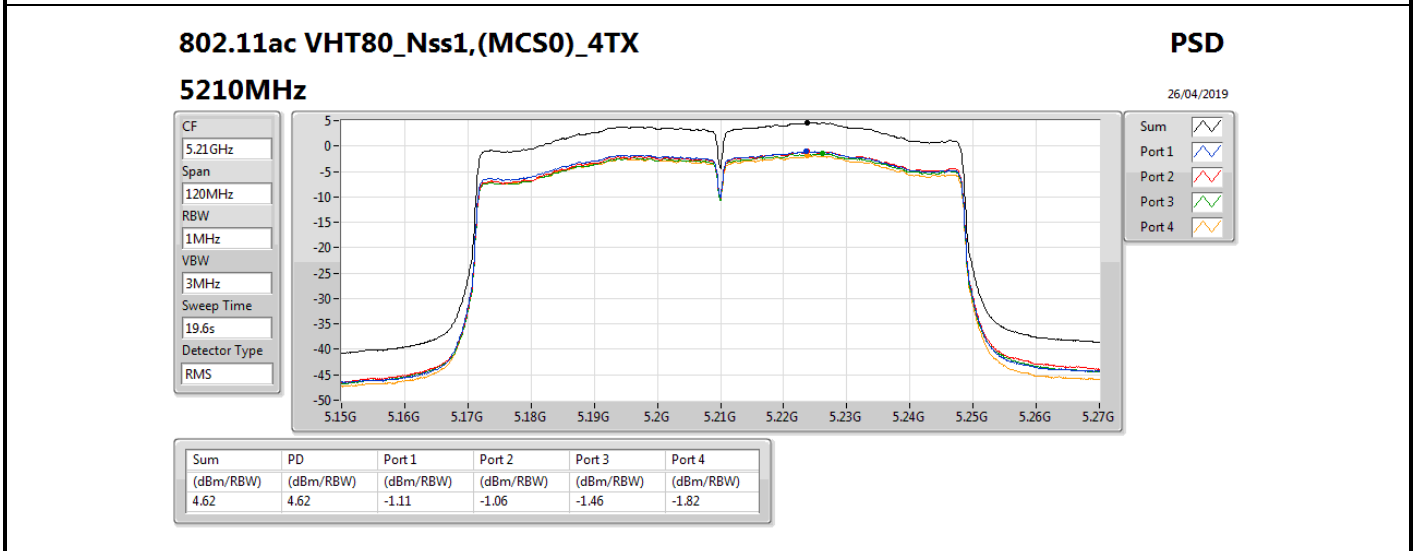
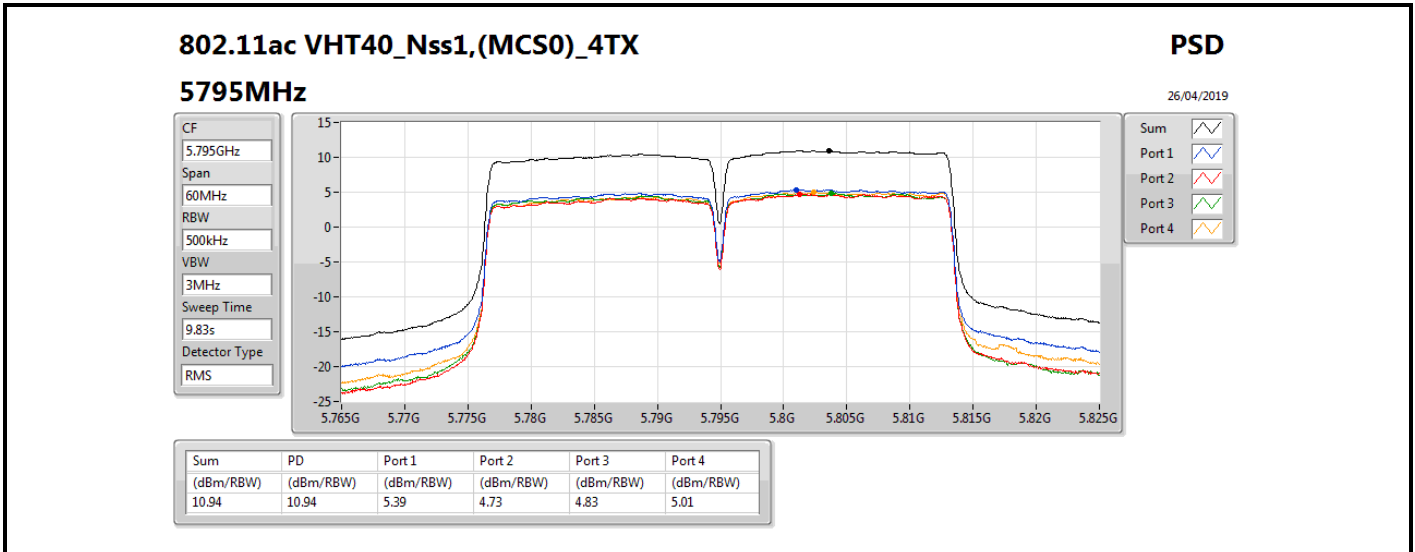














Summary

Mode	PD (dBm/RBW)	EIRP PD (dBm/RBW)
5.15-5.25GHz	-	-
802.11ac VHT20-BF_Nss1,(MCS0)_4TX	15.52	22.90
802.11ac VHT40-BF_Nss1,(MCS0)_4TX	12.62	20.00
802.11ac VHT80-BF_Nss1,(MCS0)_4TX	5.39	12.77
5.725-5.85GHz	-	-
802.11ac VHT20-BF_Nss1,(MCS0)_4TX	13.53	21.33
802.11ac VHT40-BF_Nss1,(MCS0)_4TX	11.40	19.20
802.11ac VHT80-BF_Nss1,(MCS0)_4TX	7.08	14.88

RBW = 500 kHz for 5.725-5.85GHz band / 1MHz for other band;

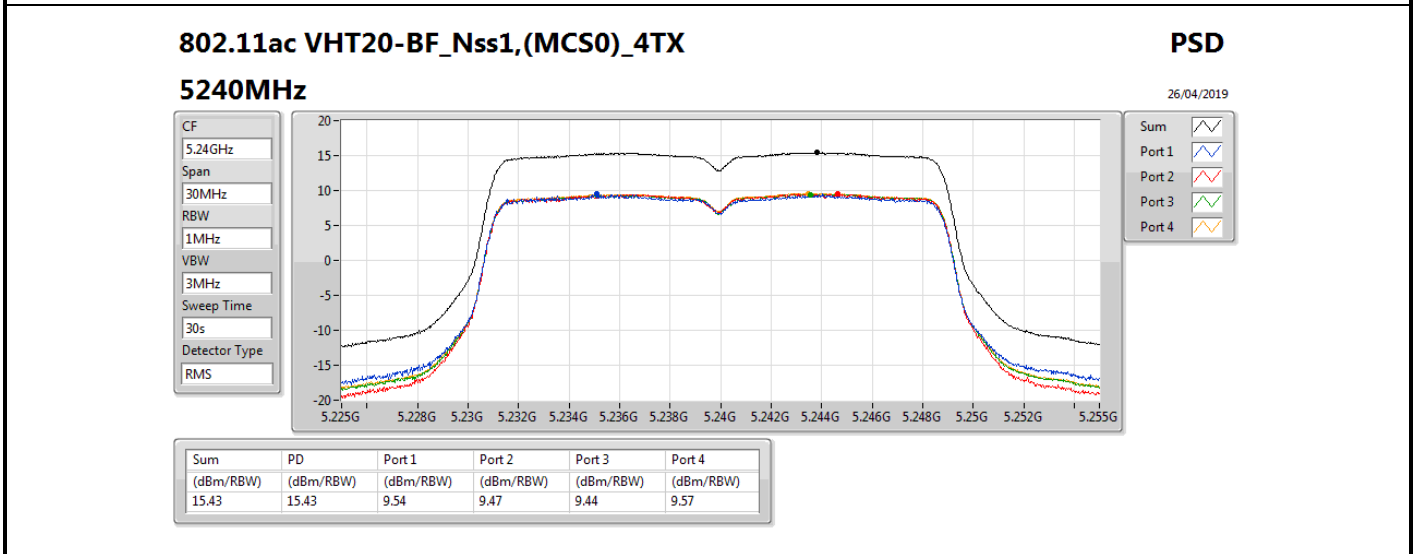
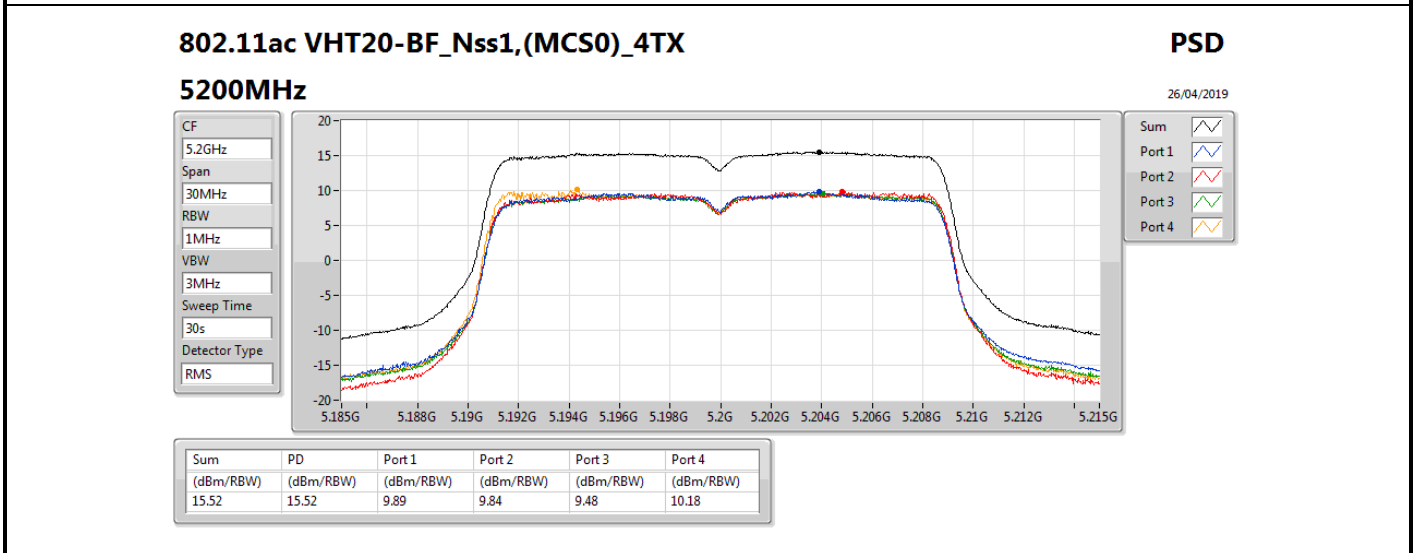
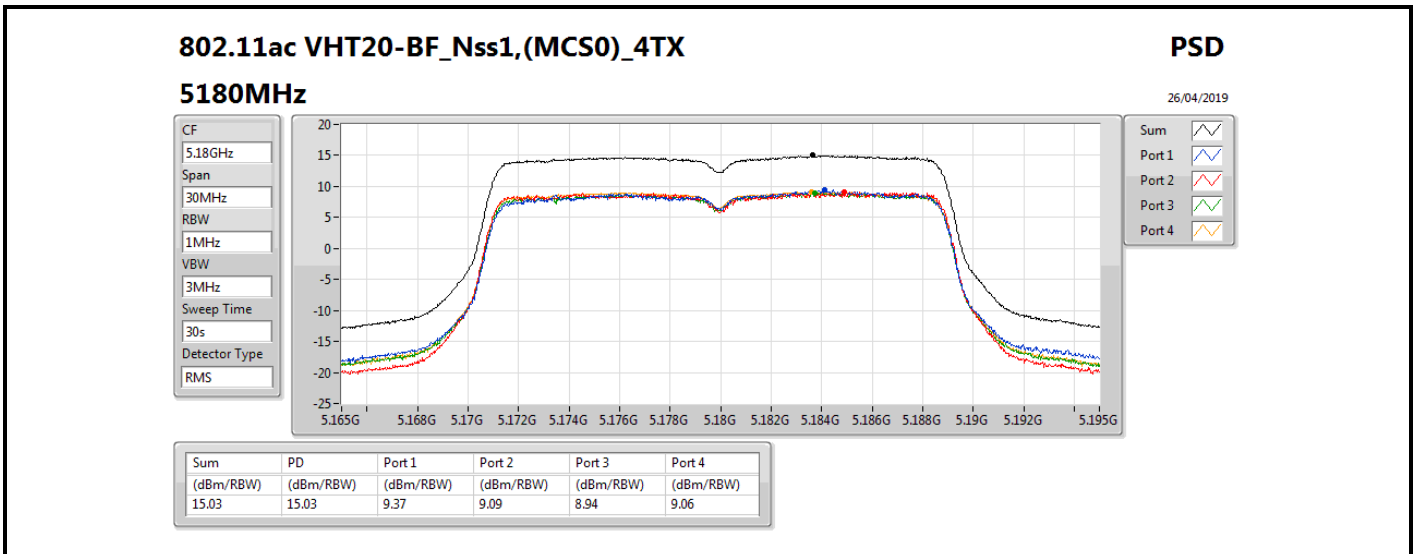


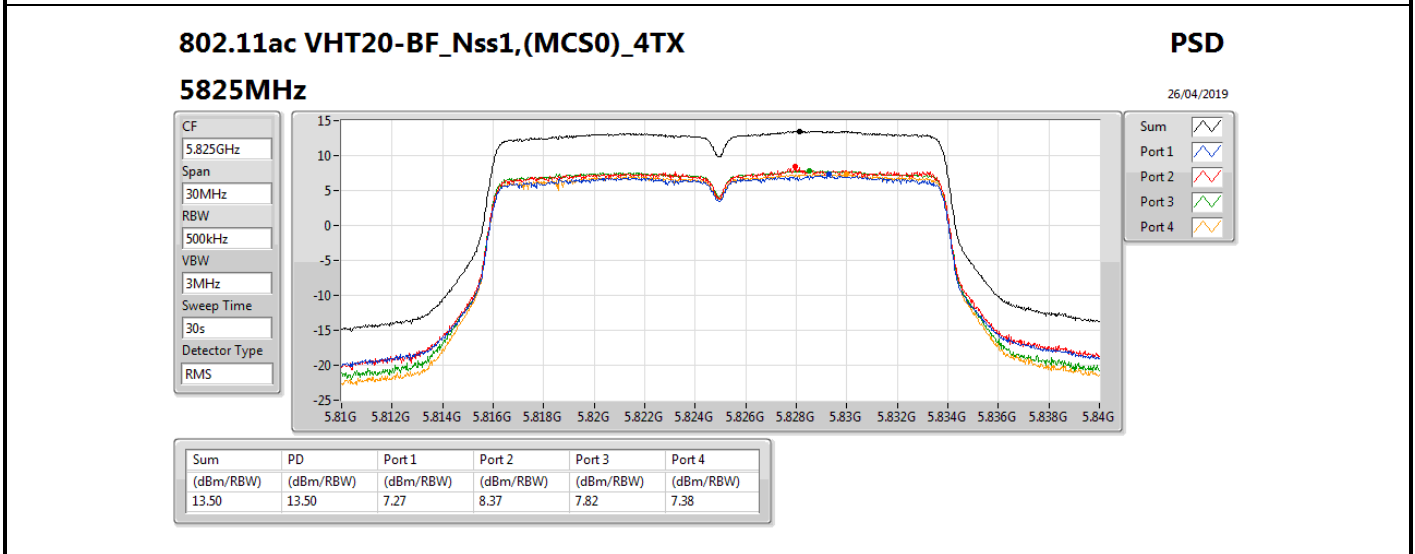
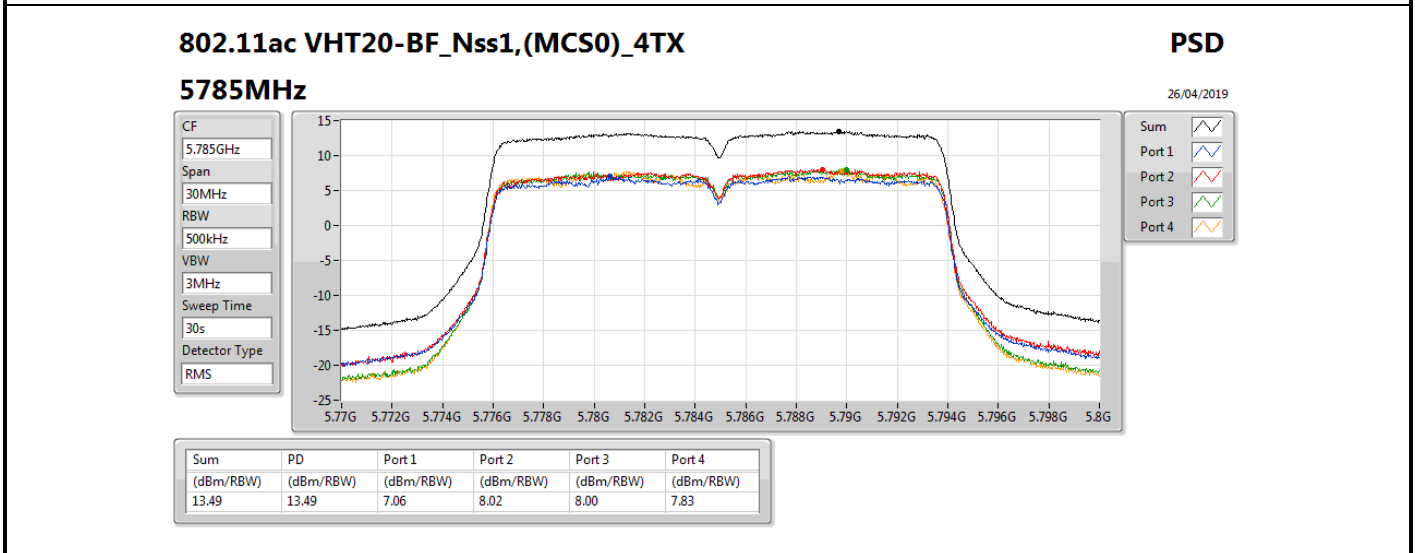
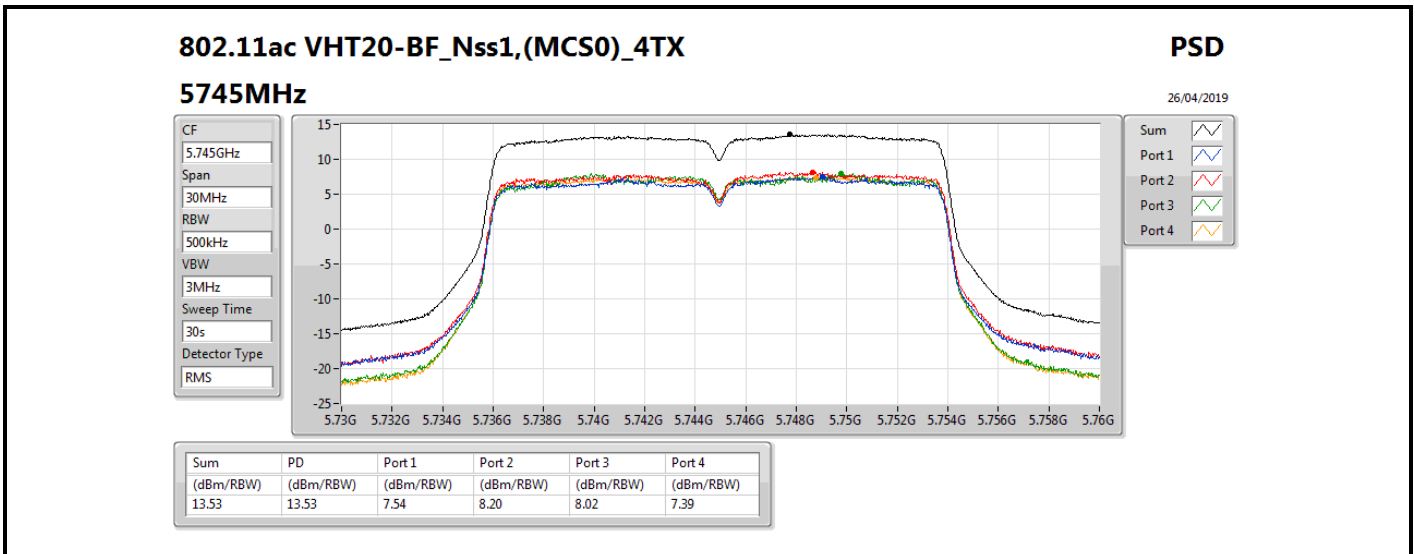
Result

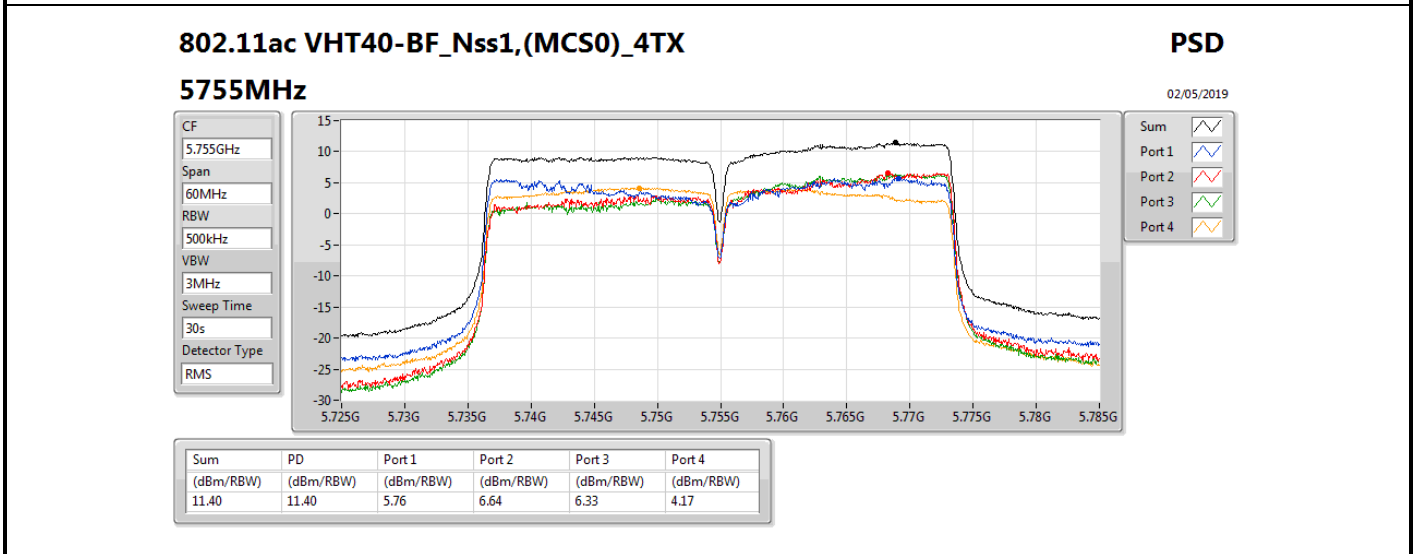
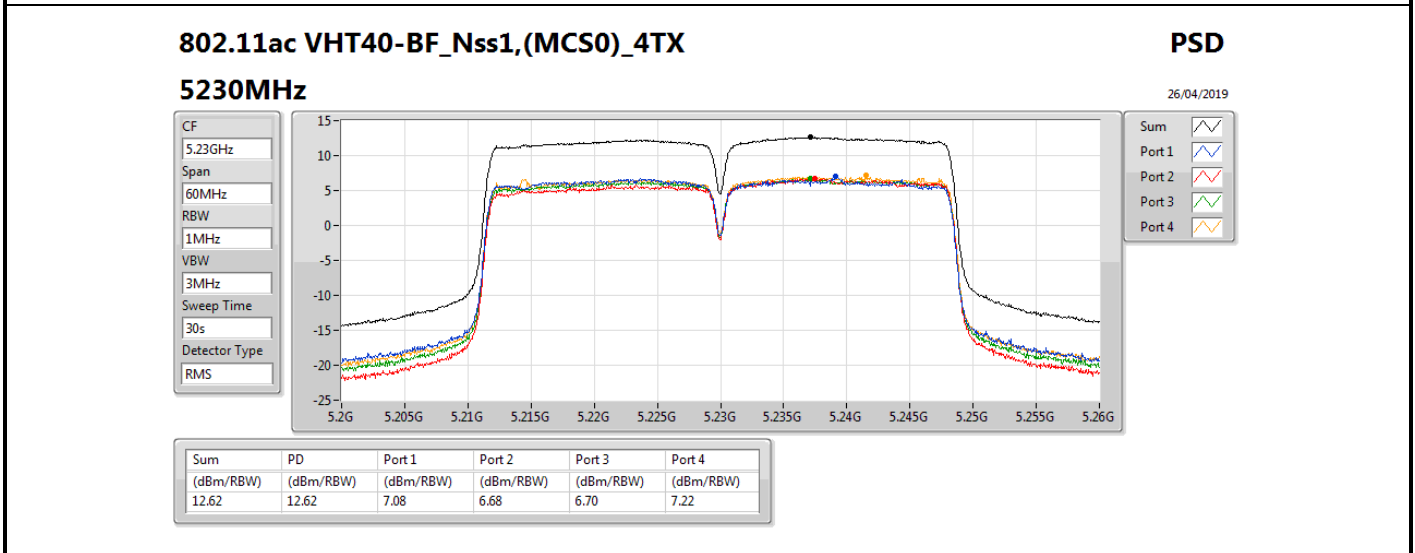
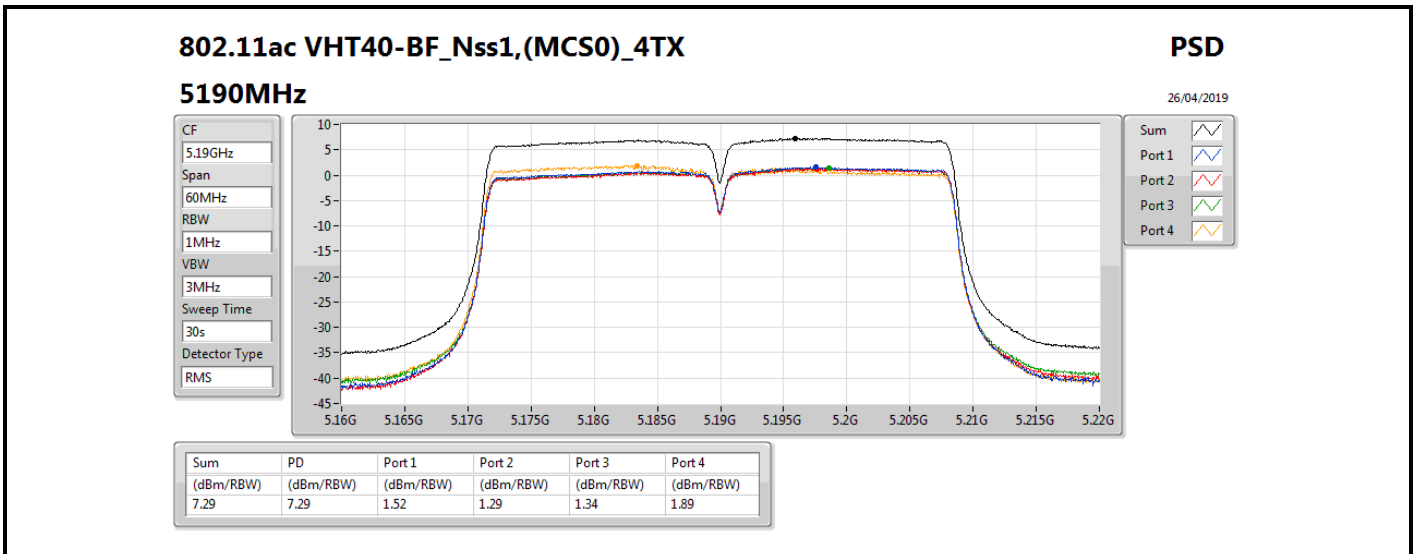
Mode	Result	DG (dBi)	Port 1 (dBm/RBW)	Port 2 (dBm/RBW)	Port 3 (dBm/RBW)	Port 4 (dBm/RBW)	PD (dBm/RBW)	PD Limit (dBm/RBW)	EIRP PD (dBm/RBW)	EIRP PD Limit (dBm/RBW)
802.11ac VHT20-BF_Nss1,(MCS0)_4TX	-	-	-	-	-	-	-	-	-	-
5180MHz	Pass	7.38	9.37	9.09	8.94	9.06	15.03	15.62	22.41	23.00
5200MHz	Pass	7.38	9.89	9.84	9.48	10.18	15.52	15.62	22.90	23.00
5240MHz	Pass	7.38	9.54	9.47	9.44	9.57	15.43	15.62	22.81	23.00
5745MHz	Pass	7.80	7.54	8.20	8.02	7.39	13.53	28.20	21.33	36.00
5785MHz	Pass	7.80	7.06	8.02	8.00	7.83	13.49	28.20	21.29	36.00
5825MHz	Pass	7.80	7.27	8.37	7.82	7.38	13.50	28.20	21.30	36.00
802.11ac VHT40-BF_Nss1,(MCS0)_4TX	-	-	-	-	-	-	-	-	-	-
5190MHz	Pass	7.38	1.52	1.29	1.34	1.89	7.29	15.62	14.67	23.00
5230MHz	Pass	7.38	7.08	6.68	6.70	7.22	12.62	15.62	20.00	23.00
5755MHz	Pass	7.80	5.76	6.64	6.33	4.17	11.40	28.20	19.20	36.00
5795MHz	Pass	7.80	5.74	5.64	5.02	4.43	10.74	28.20	18.54	36.00
802.11ac VHT80-BF_Nss1,(MCS0)_4TX	-	-	-	-	-	-	-	-	-	-
5210MHz	Pass	7.38	-0.29	0.25	-0.71	1.52	5.39	15.62	12.77	23.00
5775MHz	Pass	7.80	2.93	0.77	3.52	1.87	7.08	28.20	14.88	36.00

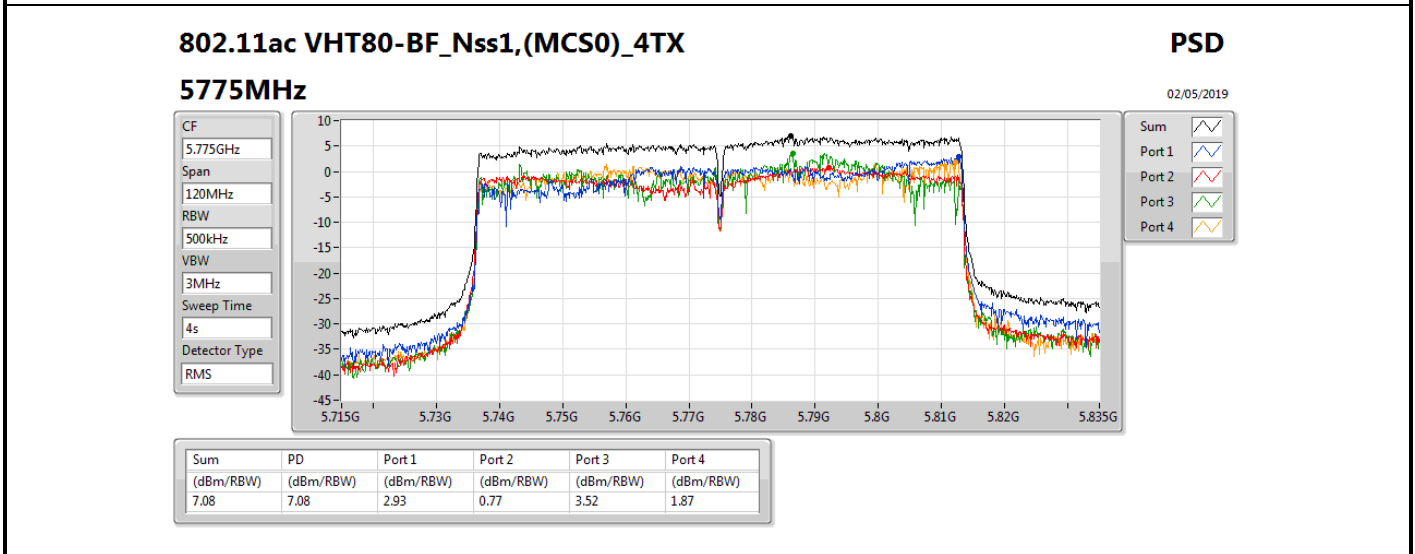
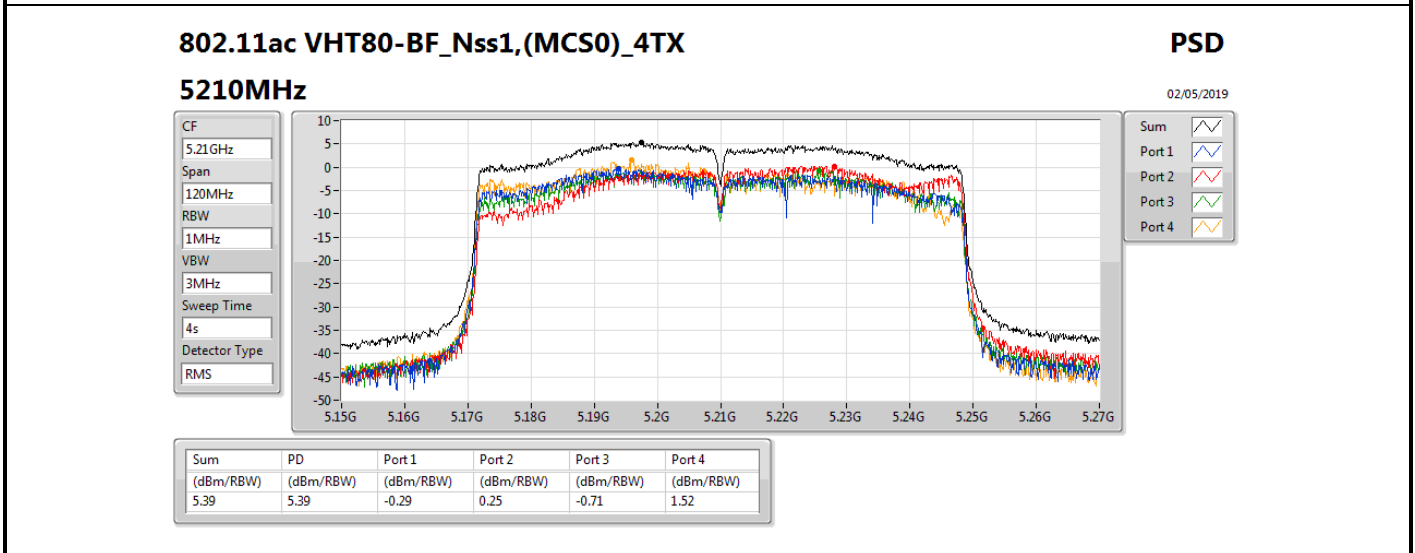
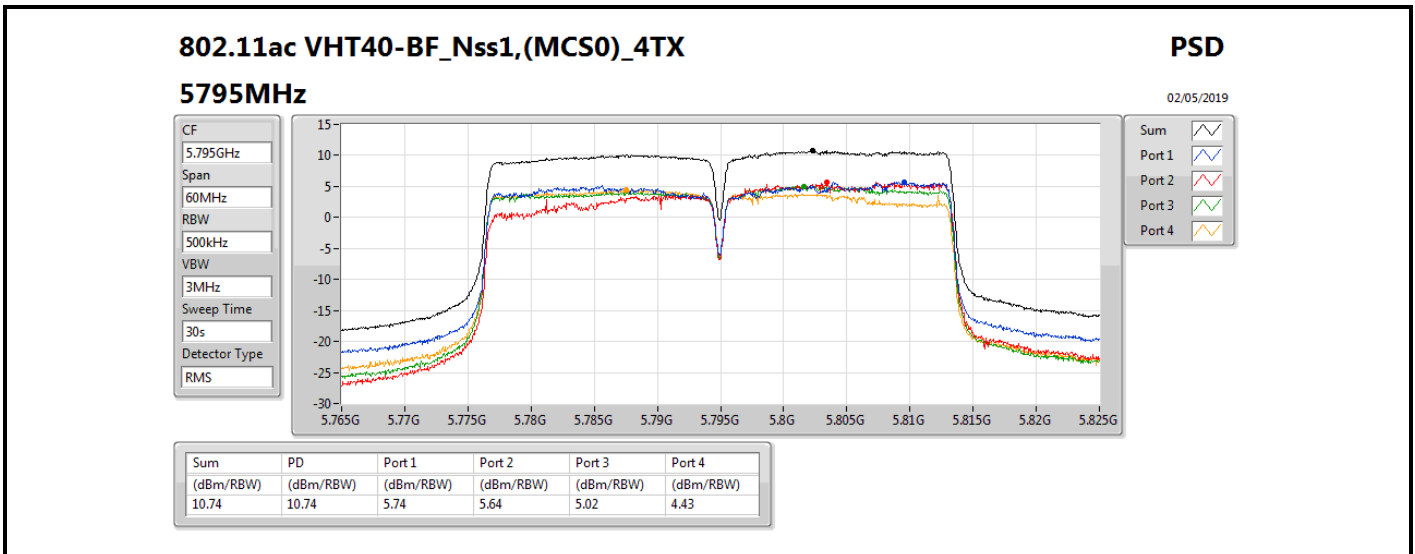
DG = Directional Gain; RBW = 500 kHz for 5.725-5.85GHz band / 1MHz for other band;

PD = trace bin-by-bin of each transmits port summing can be performed maximum power density; Port X = Port X power density;











Summary

Mode	Result	Type	Freq (Hz)	Level (dBuV/m)	Limit (dBuV/m)	Margin (dB)	Factor (dB)	Dist (m)	Condition	Azimuth (°)	Height (m)	Comments
5.725-5.85GHz	-	-	-	-	-	-	-	-	-	-	-	-
802.11ac VHT80_Nss1,(MCS0)_4TX	Pass	PK	62.98M	34.97	40.00	-5.03	-25.41	3	Vertical	360	1.00	-



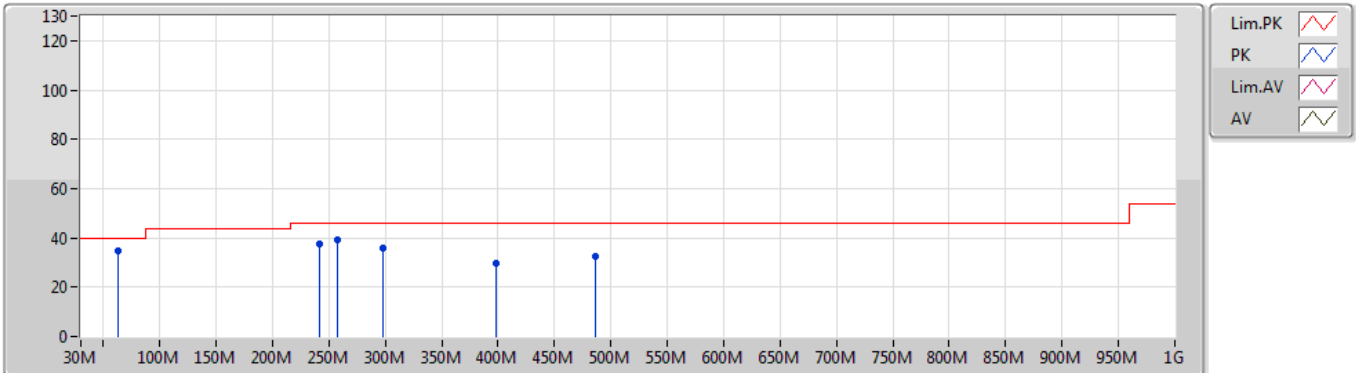
Result

Mode	Result	Type	Freq (Hz)	Level (dBuV/m)	Limit (dBuV/m)	Margin (dB)	Factor (dB)	Dist (m)	Condition	Azimuth (°)	Height (m)	Comments
802.11ac VHT80_Nss1_(MCS0)_4TX	-	-	-	-	-	-	-	-	-	-	-	-
5775MHz	Pass	PK	62.98M	34.97	40.00	-5.03	-25.41	3	Vertical	360	1.00	-
5775MHz	Pass	PK	241.46M	37.34	46.00	-8.66	-18.38	3	Vertical	360	1.00	-
5775MHz	Pass	PK	256.98M	39.39	46.00	-6.61	-16.07	3	Vertical	360	1.00	-
5775MHz	Pass	PK	297.72M	35.65	46.00	-10.35	-16.71	3	Vertical	360	1.00	-
5775MHz	Pass	PK	398.6M	29.97	46.00	-16.03	-13.94	3	Vertical	360	1.00	-
5775MHz	Pass	PK	485.9M	32.65	46.00	-13.35	-12.02	3	Vertical	360	1.00	-
5775MHz	Pass	PK	80.44M	29.23	40.00	-10.77	-23.64	3	Horizontal	0	1.00	-
5775MHz	Pass	PK	101.78M	29.12	43.50	-14.38	-20.62	3	Horizontal	0	1.00	-
5775MHz	Pass	PK	161.92M	29.50	43.50	-14.00	-19.93	3	Horizontal	0	1.00	-
5775MHz	Pass	PK	291.9M	35.38	46.00	-10.62	-16.82	3	Horizontal	0	1.00	-
5775MHz	Pass	PK	332.64M	31.94	46.00	-14.06	-15.93	3	Horizontal	0	1.00	-
5775MHz	Pass	PK	720.64M	33.22	46.00	-12.78	-8.80	3	Horizontal	0	1.00	-

802.11ac VHT80_Nss1,(MCS0)_4TX

26/04/2019

5775MHz_Adapter

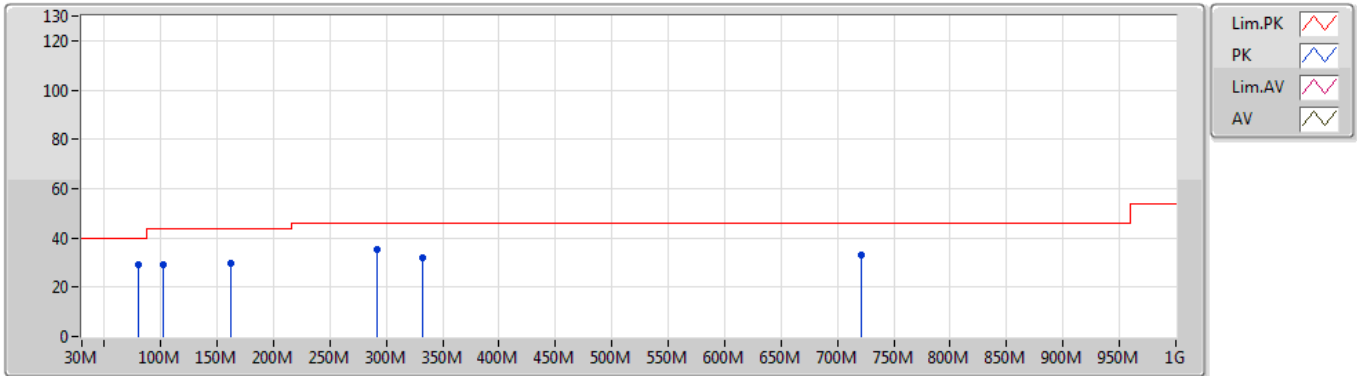


Type	Freq (Hz)	Level (dBuV/m)	Limit (dBuV/m)	Margin (dB)	Factor (dB)	Dist (m)	Condition	Azimuth (°)	Height (m)	Comment
PK	62.98M	34.97	40.00	-5.03	-25.41	3	Vertical	360	1.00	-
PK	241.46M	37.34	46.00	-8.66	-18.38	3	Vertical	360	1.00	-
PK	256.98M	39.39	46.00	-6.61	-16.07	3	Vertical	360	1.00	-
PK	297.72M	35.65	46.00	-10.35	-16.71	3	Vertical	360	1.00	-
PK	398.6M	29.97	46.00	-16.03	-13.94	3	Vertical	360	1.00	-
PK	485.9M	32.65	46.00	-13.35	-12.02	3	Vertical	360	1.00	-

802.11ac VHT80_Nss1,(MCS0)_4TX

26/04/2019

5775MHz_Adapter



Type	Freq (Hz)	Level (dBuV/m)	Limit (dBuV/m)	Margin (dB)	Factor (dB)	Dist (m)	Condition	Azimuth (°)	Height (m)	Comment
PK	80.44M	29.23	40.00	-10.77	-23.64	3	Horizontal	0	1.00	-
PK	101.78M	29.12	43.50	-14.38	-20.62	3	Horizontal	0	1.00	-
PK	161.92M	29.50	43.50	-14.00	-19.93	3	Horizontal	0	1.00	-
PK	291.9M	35.38	46.00	-10.62	-16.82	3	Horizontal	0	1.00	-
PK	332.64M	31.94	46.00	-14.06	-15.93	3	Horizontal	0	1.00	-
PK	720.64M	33.22	46.00	-12.78	-8.80	3	Horizontal	0	1.00	-



Summary

Mode	Result	Type	Freq (Hz)	Level (dBuV/m)	Limit (dBuV/m)	Margin (dB)	Factor (dB)	Dist (m)	Condition	Azimuth (°)	Height (m)	Comments
5.725-5.85GHz	-	-	-	-	-	-	-	-	-	-	-	-
802.11ac VHT80-BF_Nss1,(MCS0)_4TX	Pass	PK	245.34M	42.86	46.00	-3.14	-17.81	3	Vertical	360	1.00	-



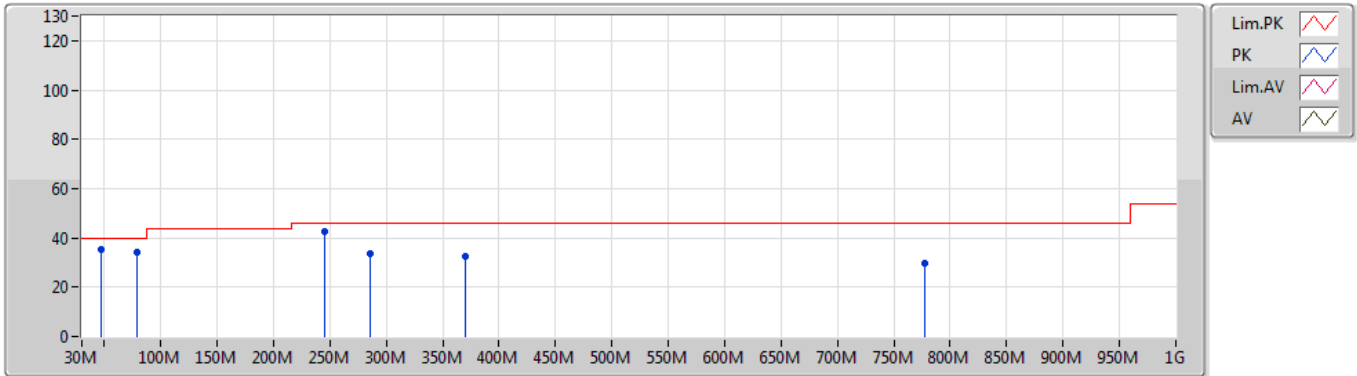
Result

Mode	Result	Type	Freq (Hz)	Level (dBuV/m)	Limit (dBuV/m)	Margin (dB)	Factor (dB)	Dist (m)	Condition	Azimuth (°)	Height (m)	Comments
802.11ac VHT80-BF_Nss1,(MCS0)_4TX	-	-	-	-	-	-	-	-	-	-	-	-
5775MHz	Pass	PK	47.46M	35.44	40.00	-4.56	-22.06	3	Vertical	360	1.00	-
5775MHz	Pass	PK	78.5M	34.30	40.00	-5.70	-23.95	3	Vertical	360	1.00	-
5775MHz	Pass	PK	245.34M	42.86	46.00	-3.14	-17.81	3	Vertical	360	1.00	-
5775MHz	Pass	PK	286.08M	33.74	46.00	-12.26	-16.94	3	Vertical	360	1.00	-
5775MHz	Pass	PK	369.5M	32.64	46.00	-13.36	-14.87	3	Vertical	360	1.00	-
5775MHz	Pass	PK	776.9M	29.68	46.00	-16.32	-7.70	3	Vertical	360	1.00	-
5775MHz	Pass	PK	94.02M	28.01	43.50	-15.49	-21.65	3	Horizontal	0	1.00	-
5775MHz	Pass	PK	161.92M	28.55	43.50	-14.95	-19.93	3	Horizontal	0	1.00	-
5775MHz	Pass	PK	282.2M	30.78	46.00	-15.22	-17.01	3	Horizontal	0	1.00	-
5775MHz	Pass	PK	340.4M	27.19	46.00	-18.81	-15.65	3	Horizontal	0	1.00	-
5775MHz	Pass	PK	561.56M	28.86	46.00	-17.14	-9.92	3	Horizontal	0	1.00	-
5775MHz	Pass	PK	771.08M	29.39	46.00	-16.61	-7.75	3	Horizontal	0	1.00	-

802.11ac VHT80-BF_Nss1,(MCS0)_4TX

26/04/2019

5775MHz_Adapter

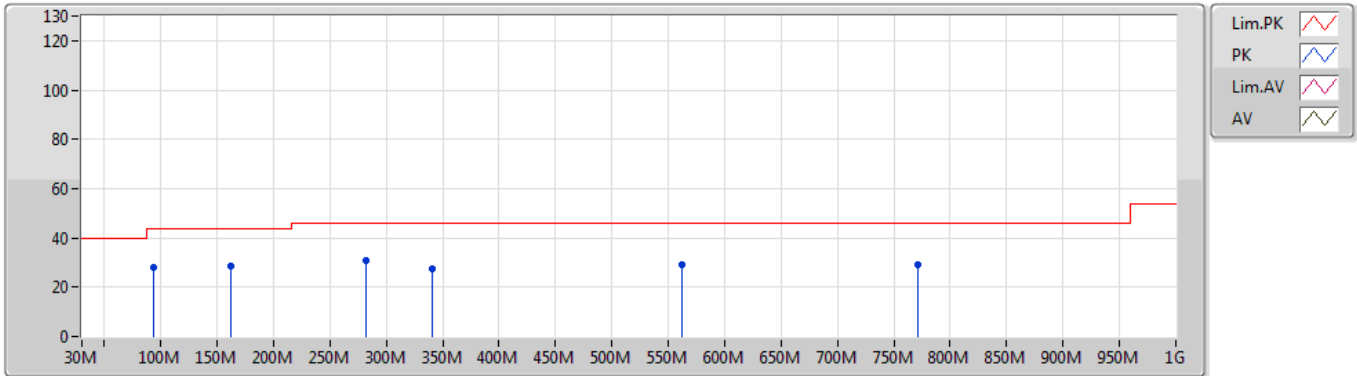


Type	Freq (Hz)	Level (dBuV/m)	Limit (dBuV/m)	Margin (dB)	Factor (dB)	Dist (m)	Condition	Azimuth (°)	Height (m)	Comment
PK	47.46M	35.44	40.00	-4.56	-22.06	3	Vertical	360	1.00	-
PK	78.5M	34.30	40.00	-5.70	-23.95	3	Vertical	360	1.00	-
PK	245.34M	42.86	46.00	-3.14	-17.81	3	Vertical	360	1.00	-
PK	286.08M	33.74	46.00	-12.26	-16.94	3	Vertical	360	1.00	-
PK	369.5M	32.64	46.00	-13.36	-14.87	3	Vertical	360	1.00	-
PK	776.9M	29.68	46.00	-16.32	-7.70	3	Vertical	360	1.00	-

802.11ac VHT80-BF_Nss1,(MCS0)_4TX

26/04/2019

5775MHz_Adapter



Type	Freq (Hz)	Level (dBuV/m)	Limit (dBuV/m)	Margin (dB)	Factor (dB)	Dist (m)	Condition	Azimuth (°)	Height (m)	Comment
PK	94.02M	28.01	43.50	-15.49	-21.65	3	Horizontal	0	1.00	-
PK	161.92M	28.55	43.50	-14.95	-19.93	3	Horizontal	0	1.00	-
PK	282.2M	30.78	46.00	-15.22	-17.01	3	Horizontal	0	1.00	-
PK	340.4M	27.19	46.00	-18.81	-15.65	3	Horizontal	0	1.00	-
PK	561.56M	28.86	46.00	-17.14	-9.92	3	Horizontal	0	1.00	-
PK	771.08M	29.39	46.00	-16.61	-7.75	3	Horizontal	0	1.00	-



Summary

Mode	Result	Type	Freq (Hz)	Level (dBuV/m)	Limit (dBuV/m)	Margin (dB)	Factor (dB)	Dist (m)	Condition	Azimuth (°)	Height (m)	Comments
5.15-5.25GHz	-	-	-	-	-	-	-	-	-	-	-	-
802.11a_Nss1,(6Mbps)_4TX	Pass	PK	10.47892G	68.05	68.20	-0.15	14.66	3	Horizontal	182	1.51	-
802.11ac VHT20_Nss1,(MCS0)_4TX	Pass	PK	10.48084G	68.01	68.20	-0.19	14.65	3	Horizontal	209	1.50	-
802.11ac VHT40_Nss1,(MCS0)_4TX	Pass	AV	5.15G	53.32	54.00	-0.68	4.09	3	Vertical	209	1.55	-
802.11ac VHT80_Nss1,(MCS0)_4TX	Pass	AV	5.15G	53.65	54.00	-0.35	4.09	3	Vertical	245	1.52	-
5.725-5.85GHz	-	-	-	-	-	-	-	-	-	-	-	-
802.11a_Nss1,(6Mbps)_4TX	Pass	AV	11.65336G	53.81	54.00	-0.19	15.51	3	Horizontal	271	1.50	-
802.11ac VHT20_Nss1,(MCS0)_4TX	Pass	AV	11.4888G	53.93	54.00	-0.07	15.57	3	Horizontal	100	1.52	-
802.11ac VHT40_Nss1,(MCS0)_4TX	Pass	AV	11.58946G	53.73	54.00	-0.27	15.53	3	Vertical	63	2.90	-
802.11ac VHT80_Nss1,(MCS0)_4TX	Pass	PK	5.9394G	67.95	68.20	-0.25	5.40	3	Vertical	291	1.50	-



Result

Mode	Result	Type	Freq (Hz)	Level (dBuV/m)	Limit (dBuV/m)	Margin (dB)	Factor (dB)	Dist (m)	Condition	Azimuth (°)	Height (m)	Comments
802.11a_Nss1,(6Mbps)_4TX	-	-	-	-	-	-	-	-	-	-	-	-
5180MHz	Pass	AV	5.147G	53.60	54.00	-0.40	4.09	3	Vertical	196	1.50	-
5180MHz	Pass	AV	5.1778G	110.61	Inf	-Inf	4.12	3	Vertical	196	1.50	-
5180MHz	Pass	PK	5.146G	73.53	74.00	-0.47	4.09	3	Vertical	196	1.50	-
5180MHz	Pass	PK	5.1782G	119.88	Inf	-Inf	4.12	3	Vertical	196	1.50	-
5180MHz	Pass	AV	5.1498G	50.94	54.00	-3.06	4.09	3	Horizontal	338	1.50	-
5180MHz	Pass	AV	5.179G	107.25	Inf	-Inf	4.12	3	Horizontal	338	1.50	-
5180MHz	Pass	PK	5.1428G	66.53	74.00	-7.47	4.09	3	Horizontal	338	1.50	-
5180MHz	Pass	PK	5.178G	116.70	Inf	-Inf	4.12	3	Horizontal	338	1.50	-
5180MHz	Pass	AV	15.53728G	49.55	54.00	-4.45	16.59	3	Vertical	239	1.50	-
5180MHz	Pass	PK	10.36032G	63.25	68.20	-4.95	14.44	3	Vertical	79	1.51	-
5180MHz	Pass	PK	15.53772G	62.28	74.00	-11.72	16.59	3	Vertical	239	1.50	-
5180MHz	Pass	AV	15.5448G	50.93	54.00	-3.07	16.55	3	Horizontal	187	1.33	-
5180MHz	Pass	PK	10.35814G	66.56	68.20	-1.64	14.44	3	Horizontal	95	1.20	-
5180MHz	Pass	PK	15.54284G	65.96	74.00	-8.04	16.57	3	Horizontal	187	1.33	-
5200MHz	Pass	AV	5.1268G	49.79	54.00	-4.21	4.06	3	Vertical	195	1.63	-
5200MHz	Pass	AV	5.1992G	111.40	Inf	-Inf	4.15	3	Vertical	195	1.63	-
5200MHz	Pass	PK	5.1208G	62.94	74.00	-11.06	4.05	3	Vertical	195	1.63	-
5200MHz	Pass	PK	5.1984G	119.98	Inf	-Inf	4.15	3	Vertical	195	1.63	-
5200MHz	Pass	AV	5.1436G	47.33	54.00	-6.67	4.09	3	Horizontal	337	1.45	-
5200MHz	Pass	AV	5.2076G	104.67	Inf	-Inf	4.15	3	Horizontal	337	1.45	-
5200MHz	Pass	PK	5.1484G	60.18	74.00	-13.82	4.09	3	Horizontal	337	1.45	-
5200MHz	Pass	PK	5.2076G	113.55	Inf	-Inf	4.15	3	Horizontal	337	1.45	-
5200MHz	Pass	AV	15.5988G	50.80	54.00	-3.20	16.32	3	Vertical	246	1.38	-
5200MHz	Pass	PK	10.39844G	63.57	68.20	-4.63	14.52	3	Vertical	85	1.50	-
5200MHz	Pass	PK	15.59688G	64.27	74.00	-9.73	16.33	3	Vertical	246	1.38	-
5200MHz	Pass	AV	15.60444G	51.79	54.00	-2.21	16.30	3	Horizontal	191	1.34	-
5200MHz	Pass	PK	10.3984G	67.99	68.20	-0.21	14.51	3	Horizontal	96	1.25	-
5200MHz	Pass	PK	15.60316G	66.56	74.00	-7.44	16.31	3	Horizontal	191	1.34	-
5240MHz	Pass	AV	5.15G	48.59	54.00	-5.41	4.09	3	Vertical	192	1.52	-
5240MHz	Pass	AV	5.237G	112.83	Inf	-Inf	4.19	3	Vertical	192	1.52	-
5240MHz	Pass	AV	5.351G	48.93	54.00	-5.07	4.32	3	Vertical	192	1.52	-
5240MHz	Pass	PK	5.1482G	60.44	74.00	-13.56	4.09	3	Vertical	192	1.52	-
5240MHz	Pass	PK	5.2376G	121.38	Inf	-Inf	4.19	3	Vertical	192	1.52	-
5240MHz	Pass	PK	5.3594G	61.20	74.00	-12.80	4.34	3	Vertical	192	1.52	-
5240MHz	Pass	AV	5.15G	47.02	54.00	-6.98	4.09	3	Horizontal	332	1.09	-
5240MHz	Pass	AV	5.2382G	109.89	Inf	-Inf	4.19	3	Horizontal	332	1.09	-
5240MHz	Pass	AV	5.36G	47.80	54.00	-6.20	4.34	3	Horizontal	332	1.09	-
5240MHz	Pass	PK	5.144G	58.91	74.00	-15.09	4.09	3	Horizontal	332	1.09	-
5240MHz	Pass	PK	5.2382G	119.12	Inf	-Inf	4.19	3	Horizontal	332	1.09	-
5240MHz	Pass	PK	5.3558G	60.15	74.00	-13.85	4.32	3	Horizontal	332	1.09	-
5240MHz	Pass	AV	15.7276G	45.53	54.00	-8.47	15.79	3	Vertical	252	1.44	-
5240MHz	Pass	PK	10.49008G	64.76	68.20	-3.44	14.67	3	Vertical	83	1.51	-
5240MHz	Pass	PK	15.7281G	58.51	74.00	-15.49	15.79	3	Vertical	252	1.44	-
5240MHz	Pass	AV	15.7251G	50.22	54.00	-3.78	15.80	3	Horizontal	189	1.33	-
5240MHz	Pass	PK	10.47892G	68.05	68.20	-0.15	14.66	3	Horizontal	182	1.51	-
5240MHz	Pass	PK	15.723G	64.90	74.00	-9.10	15.80	3	Horizontal	189	1.33	-
5745MHz	Pass	AV	5.7522G	108.35	Inf	-Inf	5.01	3	Vertical	283	1.50	-



RSE TX above 1GHz-non-Beamforming

Appendix E.3

Mode	Result	Type	Freq (Hz)	Level (dBuV/m)	Limit (dBuV/m)	Margin (dB)	Factor (dB)	Dist (m)	Condition	Azimuth (°)	Height (m)	Comments
5745MHz	Pass	PK	5.5122G	58.49	68.20	-9.71	4.53	3	Vertical	283	1.50	-
5745MHz	Pass	PK	5.7522G	117.06	Inf	-Inf	5.01	3	Vertical	283	1.50	-
5745MHz	Pass	PK	5.9922G	67.07	68.20	-1.13	5.50	3	Vertical	283	1.50	-
5745MHz	Pass	AV	5.7462G	110.37	Inf	-Inf	5.00	3	Horizontal	13	1.27	-
5745MHz	Pass	PK	5.6322G	58.83	68.20	-9.37	4.78	3	Horizontal	13	1.27	-
5745MHz	Pass	PK	5.7474G	119.00	Inf	-Inf	5.01	3	Horizontal	13	1.27	-
5745MHz	Pass	PK	5.979G	65.70	68.20	-2.50	5.47	3	Horizontal	13	1.27	-
5745MHz	Pass	AV	11.48484G	51.16	54.00	-2.84	15.57	3	Vertical	98	1.68	-
5745MHz	Pass	PK	11.4867G	65.53	74.00	-8.47	15.57	3	Vertical	98	1.68	-
5745MHz	Pass	PK	17.23236G	63.00	68.20	-5.20	20.56	3	Vertical	75	1.50	-
5745MHz	Pass	AV	11.49036G	53.57	54.00	-0.43	15.56	3	Horizontal	245	1.51	-
5745MHz	Pass	PK	11.49246G	67.53	74.00	-6.47	15.57	3	Horizontal	245	1.51	-
5745MHz	Pass	PK	17.22942G	67.35	68.20	-0.85	20.54	3	Horizontal	122	1.49	-
5785MHz	Pass	AV	5.791G	109.81	Inf	-Inf	5.09	3	Vertical	241	1.50	-
5785MHz	Pass	PK	5.5498G	59.16	68.20	-9.04	4.61	3	Vertical	241	1.50	-
5785MHz	Pass	PK	5.791G	117.85	Inf	-Inf	5.09	3	Vertical	241	1.50	-
5785MHz	Pass	PK	6.0334G	65.02	68.20	-3.18	5.65	3	Vertical	241	1.50	-
5785MHz	Pass	AV	5.7862G	110.28	Inf	-Inf	5.08	3	Horizontal	9	1.11	-
5785MHz	Pass	PK	5.551G	59.59	68.20	-8.61	4.60	3	Horizontal	9	1.11	-
5785MHz	Pass	PK	5.7862G	119.64	Inf	-Inf	5.08	3	Horizontal	9	1.11	-
5785MHz	Pass	PK	6.019G	64.36	68.20	-3.84	5.59	3	Horizontal	9	1.11	-
5785MHz	Pass	AV	11.56478G	49.40	54.00	-4.60	15.54	3	Vertical	104	1.52	-
5785MHz	Pass	PK	11.5664G	64.83	74.00	-9.17	15.54	3	Vertical	104	1.52	-
5785MHz	Pass	PK	17.36736G	64.42	68.20	-3.78	21.60	3	Vertical	20	2.41	-
5785MHz	Pass	AV	11.57318G	53.59	54.00	-0.41	15.54	3	Horizontal	275	1.50	-
5785MHz	Pass	PK	11.57252G	68.29	74.00	-5.71	15.54	3	Horizontal	275	1.50	-
5785MHz	Pass	PK	17.34894G	64.88	68.20	-3.32	21.45	3	Horizontal	127	1.52	-
5825MHz	Pass	AV	5.831G	109.79	Inf	-Inf	5.17	3	Vertical	241	1.49	-
5825MHz	Pass	PK	5.5898G	58.06	68.20	-10.14	4.69	3	Vertical	241	1.49	-
5825MHz	Pass	PK	5.831G	118.11	Inf	-Inf	5.17	3	Vertical	241	1.49	-
5825MHz	Pass	PK	5.9402G	61.08	68.20	-7.12	5.40	3	Vertical	241	1.49	-
5825MHz	Pass	AV	5.8262G	109.78	Inf	-Inf	5.17	3	Horizontal	8	1.19	-
5825MHz	Pass	PK	5.5754G	58.59	68.20	-9.61	4.66	3	Horizontal	8	1.19	-
5825MHz	Pass	PK	5.8262G	118.25	Inf	-Inf	5.17	3	Horizontal	8	1.19	-
5825MHz	Pass	PK	5.9318G	60.85	68.20	-7.35	5.38	3	Horizontal	8	1.19	-
5825MHz	Pass	AV	11.6455G	48.11	54.00	-5.89	15.51	3	Vertical	101	1.50	-
5825MHz	Pass	PK	11.6467G	63.08	74.00	-10.92	15.50	3	Vertical	101	1.50	-
5825MHz	Pass	PK	17.47458G	64.64	68.20	-3.56	22.41	3	Vertical	97	1.38	-
5825MHz	Pass	AV	11.65336G	53.81	54.00	-0.19	15.51	3	Horizontal	271	1.50	-
5825MHz	Pass	PK	11.65378G	68.61	74.00	-5.39	15.50	3	Horizontal	271	1.50	-
5825MHz	Pass	PK	17.47206G	65.32	68.20	-2.88	22.39	3	Horizontal	189	1.57	-
802.11ac VHT20_Nss1,(MCS0)_4TX	-	-	-	-	-	-	-	-	-	-	-	-
5180MHz	Pass	AV	5.15G	53.52	54.00	-0.48	4.09	3	Vertical	240	1.50	-
5180MHz	Pass	AV	5.1852G	106.22	Inf	-Inf	4.13	3	Vertical	240	1.50	-
5180MHz	Pass	PK	5.15G	71.44	74.00	-2.56	4.09	3	Vertical	240	1.50	-
5180MHz	Pass	PK	5.175G	116.81	Inf	-Inf	4.12	3	Vertical	240	1.50	-
5180MHz	Pass	AV	5.15G	50.09	54.00	-3.91	4.09	3	Horizontal	237	1.50	-
5180MHz	Pass	AV	5.1762G	104.05	Inf	-Inf	4.12	3	Horizontal	237	1.50	-
5180MHz	Pass	PK	5.1454G	69.39	74.00	-4.61	4.09	3	Horizontal	237	1.50	-



Mode	Result	Type	Freq (Hz)	Level (dBuV/m)	Limit (dBuV/m)	Margin (dB)	Factor (dB)	Dist (m)	Condition	Azimuth (°)	Height (m)	Comments
5180MHz	Pass	PK	5.1762G	115.94	Inf	-Inf	4.12	3	Horizontal	237	1.50	-
5180MHz	Pass	AV	15.53946G	46.91	54.00	-7.09	16.58	3	Vertical	278	1.41	-
5180MHz	Pass	PK	10.3606G	60.91	68.20	-7.29	14.44	3	Vertical	111	1.50	-
5180MHz	Pass	PK	15.53712G	61.73	74.00	-12.27	16.59	3	Vertical	278	1.41	-
5180MHz	Pass	AV	15.53766G	47.90	54.00	-6.10	16.59	3	Horizontal	221	1.33	-
5180MHz	Pass	PK	10.36954G	62.65	68.20	-5.55	14.46	3	Horizontal	130	1.22	-
5180MHz	Pass	PK	15.53766G	63.31	74.00	-10.69	16.59	3	Horizontal	221	1.33	-
5200MHz	Pass	AV	5.1496G	50.58	54.00	-3.42	4.09	3	Vertical	223	1.54	-
5200MHz	Pass	AV	5.2048G	109.58	Inf	-Inf	4.15	3	Vertical	223	1.54	-
5200MHz	Pass	PK	5.15G	65.76	74.00	-8.24	4.09	3	Vertical	223	1.54	-
5200MHz	Pass	PK	5.1948G	119.55	Inf	-Inf	4.14	3	Vertical	223	1.54	-
5200MHz	Pass	AV	5.15G	48.93	54.00	-5.07	4.09	3	Horizontal	221	1.50	-
5200MHz	Pass	AV	5.1964G	107.24	Inf	-Inf	4.15	3	Horizontal	221	1.50	-
5200MHz	Pass	PK	5.15G	63.81	74.00	-10.19	4.09	3	Horizontal	221	1.50	-
5200MHz	Pass	PK	5.196G	117.62	Inf	-Inf	4.15	3	Horizontal	221	1.50	-
5200MHz	Pass	AV	15.59976G	51.77	54.00	-2.23	16.32	3	Vertical	277	1.41	-
5200MHz	Pass	PK	10.4003G	65.76	68.20	-2.44	14.52	3	Vertical	106	1.50	-
5200MHz	Pass	PK	15.59934G	65.22	74.00	-8.78	16.32	3	Vertical	277	1.41	-
5200MHz	Pass	AV	15.60276G	53.42	54.00	-0.58	16.31	3	Horizontal	220	1.35	-
5200MHz	Pass	PK	10.3997G	67.28	68.20	-0.92	14.52	3	Horizontal	126	1.23	-
5200MHz	Pass	PK	15.5976G	67.75	74.00	-6.25	16.33	3	Horizontal	220	1.35	-
5240MHz	Pass	AV	5.1494G	47.40	54.00	-6.60	4.09	3	Vertical	220	1.50	-
5240MHz	Pass	AV	5.2448G	109.32	Inf	-Inf	4.20	3	Vertical	220	1.50	-
5240MHz	Pass	AV	5.35G	47.39	54.00	-6.61	4.32	3	Vertical	220	1.50	-
5240MHz	Pass	PK	5.1452G	60.27	74.00	-13.73	4.09	3	Vertical	220	1.50	-
5240MHz	Pass	PK	5.2382G	119.48	Inf	-Inf	4.19	3	Vertical	220	1.50	-
5240MHz	Pass	PK	5.3552G	60.36	74.00	-13.64	4.32	3	Vertical	220	1.50	-
5240MHz	Pass	AV	5.15G	46.34	54.00	-7.66	4.09	3	Horizontal	357	1.50	-
5240MHz	Pass	AV	5.2452G	107.21	Inf	-Inf	4.20	3	Horizontal	357	1.50	-
5240MHz	Pass	PK	5.144G	59.03	74.00	-14.97	4.09	3	Horizontal	357	1.50	-
5240MHz	Pass	PK	5.2448G	119.14	Inf	-Inf	4.20	3	Horizontal	357	1.50	-
5240MHz	Pass	AV	15.71958G	50.91	54.00	-3.09	15.82	3	Vertical	275	1.40	-
5240MHz	Pass	PK	10.4803G	66.92	68.20	-1.28	14.66	3	Vertical	109	1.51	-
5240MHz	Pass	PK	15.71466G	64.69	74.00	-9.31	15.85	3	Vertical	275	1.40	-
5240MHz	Pass	AV	15.71778G	49.45	54.00	-4.55	15.82	3	Horizontal	221	1.74	-
5240MHz	Pass	PK	10.48084G	68.01	68.20	-0.19	14.65	3	Horizontal	209	1.50	-
5240MHz	Pass	PK	15.7179G	65.11	74.00	-8.89	15.82	3	Horizontal	221	1.74	-
5745MHz	Pass	AV	5.7486G	107.98	Inf	-Inf	5.01	3	Vertical	253	1.59	-
5745MHz	Pass	PK	5.6502G	58.21	68.35	-10.14	4.80	3	Vertical	253	1.59	-
5745MHz	Pass	PK	5.7486G	117.73	Inf	-Inf	5.01	3	Vertical	253	1.59	-
5745MHz	Pass	PK	5.9898G	63.72	68.20	-4.48	5.50	3	Vertical	253	1.59	-
5745MHz	Pass	AV	5.7498G	108.64	Inf	-Inf	5.01	3	Horizontal	336	1.00	-
5745MHz	Pass	PK	5.6334G	58.67	68.20	-9.53	4.78	3	Horizontal	336	1.00	-
5745MHz	Pass	PK	5.751G	119.38	Inf	-Inf	5.01	3	Horizontal	336	1.00	-
5745MHz	Pass	PK	5.9754G	66.24	68.20	-1.96	5.47	3	Horizontal	336	1.00	-
5745MHz	Pass	AV	11.4912G	50.84	54.00	-3.16	15.56	3	Vertical	72	1.50	-
5745MHz	Pass	PK	11.49126G	66.60	74.00	-7.40	15.56	3	Vertical	72	1.50	-
5745MHz	Pass	PK	17.23188G	64.83	68.20	-3.37	20.56	3	Vertical	58	1.30	-
5745MHz	Pass	AV	11.4888G	53.93	54.00	-0.07	15.57	3	Horizontal	100	1.52	-



Mode	Result	Type	Freq (Hz)	Level (dBuV/m)	Limit (dBuV/m)	Margin (dB)	Factor (dB)	Dist (m)	Condition	Azimuth (°)	Height (m)	Comments
5745MHz	Pass	PK	11.48838G	70.73	74.00	-3.27	15.57	3	Horizontal	100	1.52	-
5745MHz	Pass	PK	17.22222G	66.37	68.20	-1.83	20.49	3	Horizontal	99	1.42	-
5785MHz	Pass	AV	5.7886G	107.36	Inf	-Inf	5.08	3	Vertical	251	1.50	-
5785MHz	Pass	PK	5.551G	57.60	68.20	-10.60	4.60	3	Vertical	251	1.50	-
5785MHz	Pass	PK	5.7886G	117.37	Inf	-Inf	5.08	3	Vertical	251	1.50	-
5785MHz	Pass	PK	5.9494G	60.39	68.20	-7.81	5.42	3	Vertical	251	1.50	-
5785MHz	Pass	AV	5.7802G	108.83	Inf	-Inf	5.06	3	Horizontal	338	1.09	-
5785MHz	Pass	PK	5.5354G	59.49	68.20	-8.71	4.58	3	Horizontal	338	1.09	-
5785MHz	Pass	PK	5.7802G	119.72	Inf	-Inf	5.06	3	Horizontal	338	1.09	-
5785MHz	Pass	PK	5.9458G	60.75	68.20	-7.45	5.41	3	Horizontal	338	1.09	-
5785MHz	Pass	AV	11.56868G	50.46	54.00	-3.54	15.53	3	Vertical	72	1.50	-
5785MHz	Pass	PK	11.56892G	67.12	74.00	-6.88	15.53	3	Vertical	72	1.50	-
5785MHz	Pass	PK	17.36262G	64.12	68.20	-4.08	21.56	3	Vertical	185	1.44	-
5785MHz	Pass	AV	11.5688G	53.41	54.00	-0.59	15.53	3	Horizontal	98	1.60	-
5785MHz	Pass	PK	11.5691G	70.19	74.00	-3.81	15.53	3	Horizontal	98	1.60	-
5785MHz	Pass	PK	17.35962G	65.31	68.20	-2.89	21.54	3	Horizontal	168	1.62	-
5825MHz	Pass	AV	5.8286G	107.90	Inf	-Inf	5.17	3	Vertical	251	1.50	-
5825MHz	Pass	PK	5.5898G	59.45	68.20	-8.75	4.69	3	Vertical	251	1.50	-
5825MHz	Pass	PK	5.831G	118.72	Inf	-Inf	5.17	3	Vertical	251	1.50	-
5825MHz	Pass	PK	5.9402G	61.52	68.20	-6.68	5.40	3	Vertical	251	1.50	-
5825MHz	Pass	AV	5.8202G	108.34	Inf	-Inf	5.15	3	Horizontal	346	1.12	-
5825MHz	Pass	PK	5.5898G	58.69	68.20	-9.51	4.69	3	Horizontal	346	1.12	-
5825MHz	Pass	PK	5.831G	120.31	Inf	-Inf	5.17	3	Horizontal	346	1.12	-
5825MHz	Pass	PK	5.9414G	61.60	68.20	-6.60	5.41	3	Horizontal	346	1.12	-
5825MHz	Pass	AV	11.64898G	50.73	54.00	-3.27	15.51	3	Vertical	75	1.23	-
5825MHz	Pass	PK	11.64946G	69.24	74.00	-4.76	15.51	3	Vertical	75	1.23	-
5825MHz	Pass	PK	17.48676G	65.41	68.20	-2.79	22.50	3	Vertical	301	1.50	-
5825MHz	Pass	AV	11.6506G	53.24	54.00	-0.76	15.51	3	Horizontal	214	1.51	-
5825MHz	Pass	PK	11.65132G	70.12	74.00	-3.88	15.51	3	Horizontal	214	1.51	-
5825MHz	Pass	PK	17.47398G	65.71	68.20	-2.49	22.40	3	Horizontal	163	1.80	-
802.11ac VHT40_Nss1,(MCS0)_4TX	-	-	-	-	-	-	-	-	-	-	-	-
5190MHz	Pass	AV	5.148G	52.05	54.00	-1.95	4.09	3	Vertical	203	1.50	-
5190MHz	Pass	AV	5.1944G	102.53	Inf	-Inf	4.14	3	Vertical	203	1.50	-
5190MHz	Pass	PK	5.1484G	72.69	74.00	-1.31	4.09	3	Vertical	203	1.50	-
5190MHz	Pass	PK	5.1948G	111.20	Inf	-Inf	4.14	3	Vertical	203	1.50	-
5190MHz	Pass	AV	5.1496G	52.38	54.00	-1.62	4.09	3	Horizontal	343	1.43	-
5190MHz	Pass	AV	5.1952G	100.27	Inf	-Inf	4.14	3	Horizontal	343	1.43	-
5190MHz	Pass	PK	5.1492G	71.87	74.00	-2.13	4.09	3	Horizontal	343	1.43	-
5190MHz	Pass	PK	5.2G	110.93	Inf	-Inf	4.15	3	Horizontal	343	1.43	-
5190MHz	Pass	AV	15.58236G	45.53	54.00	-8.47	16.40	3	Vertical	343	2.24	-
5190MHz	Pass	PK	10.38516G	57.55	68.20	-10.65	14.49	3	Vertical	71	1.49	-
5190MHz	Pass	PK	15.56766G	57.41	74.00	-16.59	16.46	3	Vertical	343	2.24	-
5190MHz	Pass	AV	15.57156G	45.79	54.00	-8.21	16.45	3	Horizontal	75	2.23	-
5190MHz	Pass	PK	10.37598G	57.48	68.20	-10.72	14.47	3	Horizontal	357	1.96	-
5190MHz	Pass	PK	15.57954G	57.16	74.00	-16.84	16.41	3	Horizontal	75	2.23	-
5230MHz	Pass	AV	5.15G	53.32	54.00	-0.68	4.09	3	Vertical	209	1.55	-
5230MHz	Pass	AV	5.2352G	107.34	Inf	-Inf	4.18	3	Vertical	209	1.55	-
5230MHz	Pass	PK	5.1452G	69.03	74.00	-4.97	4.09	3	Vertical	209	1.55	-
5230MHz	Pass	PK	5.2348G	116.70	Inf	-Inf	4.18	3	Vertical	209	1.55	-



RSE TX above 1GHz-non-Beamforming

Appendix E.3

Mode	Result	Type	Freq (Hz)	Level (dBuV/m)	Limit (dBuV/m)	Margin (dB)	Factor (dB)	Dist (m)	Condition	Azimuth (°)	Height (m)	Comments
5230MHz	Pass	AV	5.15G	50.91	54.00	-3.09	4.09	3	Horizontal	340	1.50	-
5230MHz	Pass	AV	5.2352G	105.08	Inf	-Inf	4.18	3	Horizontal	340	1.50	-
5230MHz	Pass	PK	5.1496G	66.95	74.00	-7.05	4.09	3	Horizontal	340	1.50	-
5230MHz	Pass	PK	5.2408G	115.01	Inf	-Inf	4.19	3	Horizontal	340	1.50	-
5230MHz	Pass	AV	15.68976G	49.92	54.00	-4.08	15.95	3	Vertical	243	1.46	-
5230MHz	Pass	PK	10.45544G	62.35	68.20	-5.85	14.61	3	Vertical	73	1.50	-
5230MHz	Pass	PK	15.69486G	61.84	74.00	-12.16	15.92	3	Vertical	243	1.46	-
5230MHz	Pass	AV	15.68784G	49.71	54.00	-4.29	15.95	3	Horizontal	185	1.32	-
5230MHz	Pass	PK	10.46G	64.99	68.20	-3.21	14.61	3	Horizontal	178	1.49	-
5230MHz	Pass	PK	15.6978G	61.84	74.00	-12.16	15.91	3	Horizontal	185	1.32	-
5755MHz	Pass	AV	5.7634G	105.73	Inf	-Inf	5.04	3	Vertical	175	1.51	-
5755MHz	Pass	PK	5.6506G	62.32	68.64	-6.32	4.80	3	Vertical	175	1.51	-
5755MHz	Pass	PK	5.7634G	114.43	Inf	-Inf	5.04	3	Vertical	175	1.51	-
5755MHz	Pass	PK	5.9254G	59.29	68.20	-8.91	5.37	3	Vertical	175	1.51	-
5755MHz	Pass	AV	5.7658G	106.47	Inf	-Inf	5.04	3	Horizontal	312	1.26	-
5755MHz	Pass	PK	5.6482G	59.49	68.20	-8.71	4.81	3	Horizontal	312	1.26	-
5755MHz	Pass	PK	5.7598G	115.70	Inf	-Inf	5.03	3	Horizontal	312	1.26	-
5755MHz	Pass	PK	5.9254G	59.53	68.20	-8.67	5.37	3	Horizontal	312	1.26	-
5755MHz	Pass	AV	11.51384G	53.68	54.00	-0.32	15.55	3	Vertical	356	2.89	-
5755MHz	Pass	PK	11.50916G	67.73	74.00	-6.27	15.55	3	Vertical	356	2.89	-
5755MHz	Pass	PK	17.27082G	63.90	68.20	-4.30	20.86	3	Vertical	243	1.50	-
5755MHz	Pass	AV	11.5088G	52.84	54.00	-1.16	15.55	3	Horizontal	243	1.50	-
5755MHz	Pass	PK	11.50874G	68.78	74.00	-5.22	15.55	3	Horizontal	65	1.50	-
5755MHz	Pass	PK	17.26152G	63.54	68.20	-4.66	20.79	3	Horizontal	310	2.19	-
5795MHz	Pass	AV	5.7998G	106.41	Inf	-Inf	5.11	3	Vertical	295	1.49	-
5795MHz	Pass	PK	5.6486G	59.12	68.20	-9.08	4.81	3	Vertical	295	1.49	-
5795MHz	Pass	PK	5.7998G	116.13	Inf	-Inf	5.11	3	Vertical	295	1.49	-
5795MHz	Pass	PK	5.9246G	68.22	68.50	-0.28	5.36	3	Vertical	295	1.49	-
5795MHz	Pass	AV	5.8046G	107.18	Inf	-Inf	5.12	3	Horizontal	20	1.23	-
5795MHz	Pass	PK	5.6366G	58.59	68.20	-9.61	4.78	3	Horizontal	20	1.23	-
5795MHz	Pass	PK	5.8046G	117.18	Inf	-Inf	5.12	3	Horizontal	20	1.23	-
5795MHz	Pass	PK	5.9366G	65.60	68.20	-2.60	5.39	3	Horizontal	20	1.23	-
5795MHz	Pass	AV	11.58946G	53.73	54.00	-0.27	15.53	3	Vertical	63	2.90	-
5795MHz	Pass	PK	11.59078G	66.31	74.00	-7.69	15.53	3	Vertical	63	2.90	-
5795MHz	Pass	PK	17.38506G	65.32	68.20	-2.88	21.73	3	Vertical	228	2.50	-
5795MHz	Pass	AV	11.5903G	53.45	54.00	-0.55	15.53	3	Horizontal	248	1.33	-
5795MHz	Pass	PK	11.59042G	65.42	74.00	-8.58	15.53	3	Horizontal	248	1.33	-
5795MHz	Pass	PK	17.38404G	64.96	68.20	-3.24	21.72	3	Horizontal	199	1.60	-
802.11ac VHT80_Nss1,(MCS0)_4TX	-	-	-	-	-	-	-	-	-	-	-	-
5210MHz	Pass	AV	5.15G	53.65	54.00	-0.35	4.09	3	Vertical	245	1.52	-
5210MHz	Pass	AV	5.225G	99.84	Inf	-Inf	4.19	3	Vertical	245	1.52	-
5210MHz	Pass	AV	5.355G	48.04	54.00	-5.96	4.32	3	Vertical	245	1.52	-
5210MHz	Pass	PK	5.15G	72.27	74.00	-1.73	4.09	3	Vertical	245	1.52	-
5210MHz	Pass	PK	5.225G	108.94	Inf	-Inf	4.19	3	Vertical	245	1.52	-
5210MHz	Pass	PK	5.35G	58.97	74.00	-15.03	4.32	3	Vertical	245	1.52	-
5210MHz	Pass	AV	5.15G	51.53	54.00	-2.47	4.09	3	Horizontal	19	1.43	-
5210MHz	Pass	AV	5.225G	98.38	Inf	-Inf	4.19	3	Horizontal	19	1.43	-
5210MHz	Pass	AV	5.356G	47.40	54.00	-6.60	4.32	3	Horizontal	19	1.43	-
5210MHz	Pass	PK	5.145G	72.26	74.00	-1.74	4.09	3	Horizontal	19	1.43	-

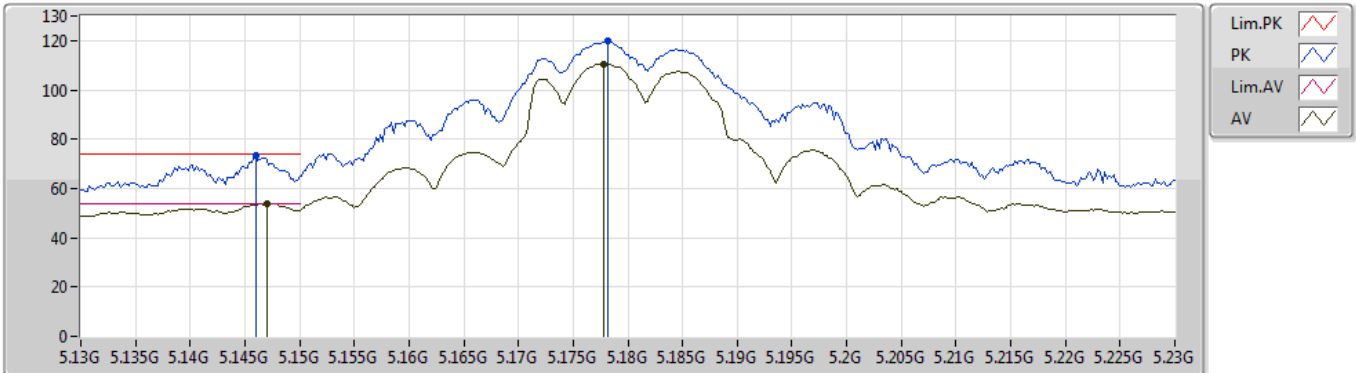


Mode	Result	Type	Freq (Hz)	Level (dBuV/m)	Limit (dBuV/m)	Margin (dB)	Factor (dB)	Dist (m)	Condition	Azimuth (°)	Height (m)	Comments
5210MHz	Pass	PK	5.226G	108.44	Inf	-Inf	4.18	3	Horizontal	19	1.43	-
5210MHz	Pass	PK	5.355G	58.96	74.00	-15.04	4.32	3	Horizontal	19	1.43	-
5210MHz	Pass	AV	15.63504G	47.17	54.00	-6.83	16.18	3	Vertical	115	1.97	-
5210MHz	Pass	PK	10.4245G	57.21	68.20	-10.99	14.55	3	Vertical	127	1.49	-
5210MHz	Pass	PK	15.62802G	59.33	74.00	-14.67	16.21	3	Vertical	115	1.97	-
5210MHz	Pass	AV	15.62496G	47.11	54.00	-6.89	16.22	3	Horizontal	248	1.15	-
5210MHz	Pass	PK	10.42318G	57.08	68.20	-11.12	14.55	3	Horizontal	224	2.51	-
5210MHz	Pass	PK	15.6336G	59.40	74.00	-14.60	16.19	3	Horizontal	248	1.15	-
5775MHz	Pass	AV	5.7942G	100.17	Inf	-Inf	5.09	3	Vertical	291	1.50	-
5775MHz	Pass	PK	5.6286G	61.60	68.20	-6.60	4.77	3	Vertical	291	1.50	-
5775MHz	Pass	PK	5.8038G	109.92	Inf	-Inf	5.12	3	Vertical	291	1.50	-
5775MHz	Pass	PK	5.9394G	67.95	68.20	-0.25	5.40	3	Vertical	291	1.50	-
5775MHz	Pass	AV	5.7906G	100.80	Inf	-Inf	5.09	3	Horizontal	18	1.27	-
5775MHz	Pass	PK	5.6502G	63.39	68.35	-4.96	4.80	3	Horizontal	18	1.27	-
5775MHz	Pass	PK	5.8002G	111.67	Inf	-Inf	5.11	3	Horizontal	18	1.27	-
5775MHz	Pass	PK	5.9262G	67.20	68.20	-1.00	5.37	3	Horizontal	18	1.27	-
5775MHz	Pass	AV	11.55846G	45.44	54.00	-8.56	15.54	3	Vertical	103	1.49	-
5775MHz	Pass	PK	11.5584G	58.87	74.00	-15.13	15.54	3	Vertical	103	1.49	-
5775MHz	Pass	PK	17.3241G	64.12	68.20	-4.08	21.26	3	Vertical	156	1.50	-
5775MHz	Pass	AV	11.55876G	46.34	54.00	-7.66	15.54	3	Horizontal	124	1.55	-
5775MHz	Pass	PK	11.54382G	59.31	74.00	-14.69	15.54	3	Horizontal	124	1.55	-
5775MHz	Pass	PK	17.32614G	64.16	68.20	-4.04	21.28	3	Horizontal	2	2.56	-

802.11a_Nss1,(6Mbps)_4TX

24/04/2019

5180MHz_TX

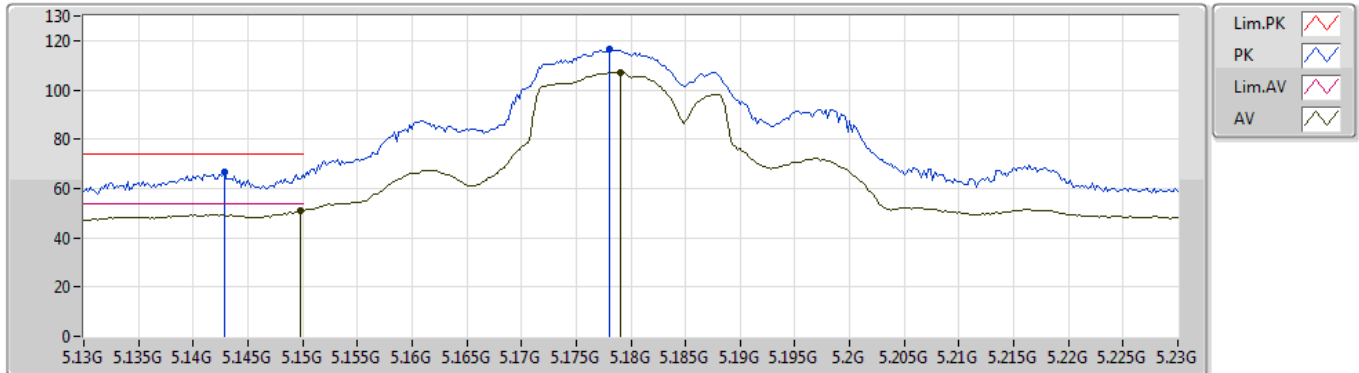


Type	Freq (Hz)	Level (dBuV/m)	Limit (dBuV/m)	Margin (dB)	Factor (dB)	Dist (m)	Condition	Azimuth (°)	Height (m)	Comment
AV	5.147G	53.60	54.00	-0.40	4.09	3	Vertical	196	1.50	-
AV	5.1778G	110.61	Inf	-Inf	4.12	3	Vertical	196	1.50	-
PK	5.146G	73.53	74.00	-0.47	4.09	3	Vertical	196	1.50	-
PK	5.1782G	119.88	Inf	-Inf	4.12	3	Vertical	196	1.50	-

802.11a_Nss1,(6Mbps)_4TX

24/04/2019

5180MHz_TX

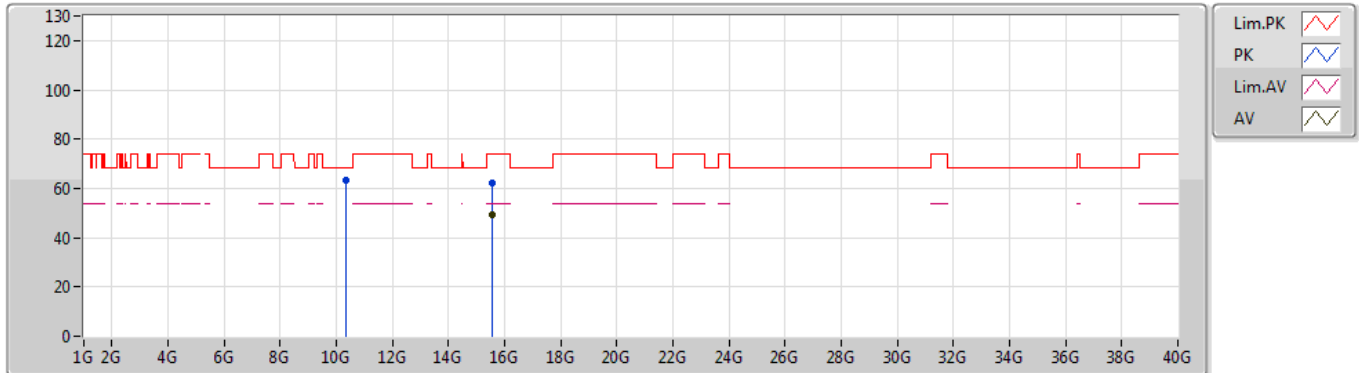


Type	Freq (Hz)	Level (dBuV/m)	Limit (dBuV/m)	Margin (dB)	Factor (dB)	Dist (m)	Condition	Azimuth (°)	Height (m)	Comment
AV	5.1498G	50.94	54.00	-3.06	4.09	3	Horizontal	338	1.50	-
AV	5.179G	107.25	Inf	-Inf	4.12	3	Horizontal	338	1.50	-
PK	5.1428G	66.53	74.00	-7.47	4.09	3	Horizontal	338	1.50	-
PK	5.178G	116.70	Inf	-Inf	4.12	3	Horizontal	338	1.50	-

802.11a_Nss1,(6Mbps)_4TX

24/04/2019

5180MHz_TX

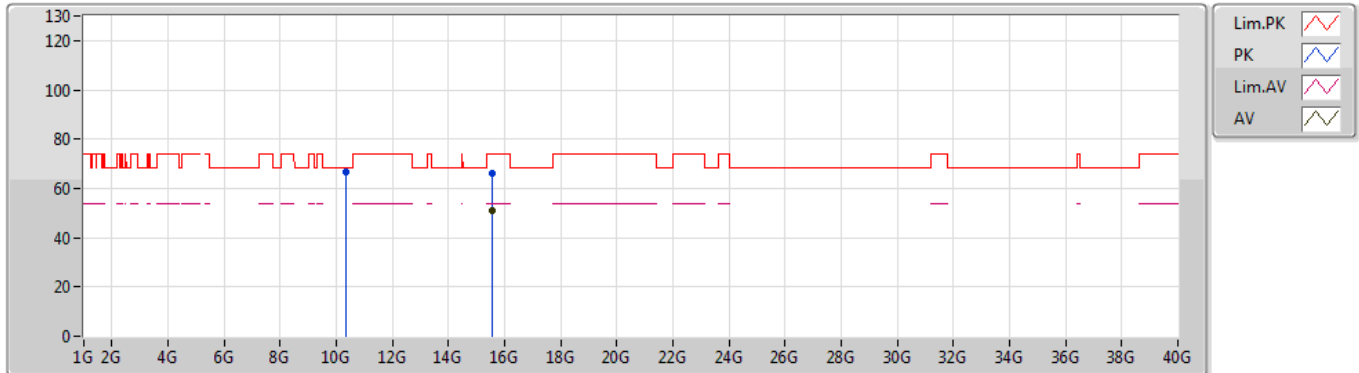


Type	Freq (Hz)	Level (dBuV/m)	Limit (dBuV/m)	Margin (dB)	Factor (dB)	Dist (m)	Condition	Azimuth (°)	Height (m)	Comment
AV	15.53728G	49.55	54.00	-4.45	16.59	3	Vertical	239	1.50	-
PK	10.36032G	63.25	68.20	-4.95	14.44	3	Vertical	79	1.51	-
PK	15.53772G	62.28	74.00	-11.72	16.59	3	Vertical	239	1.50	-

802.11a_Nss1,(6Mbps)_4TX

24/04/2019

5180MHz_TX

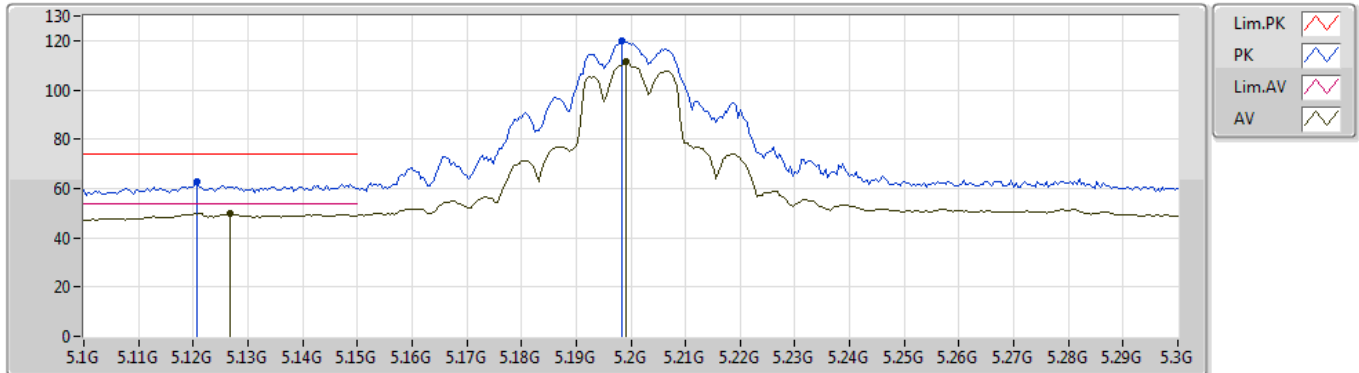


Type	Freq (Hz)	Level (dBuV/m)	Limit (dBuV/m)	Margin (dB)	Factor (dB)	Dist (m)	Condition	Azimuth (°)	Height (m)	Comment
AV	15.5448G	50.93	54.00	-3.07	16.55	3	Horizontal	187	1.33	-
PK	10.35814G	66.56	68.20	-1.64	14.44	3	Horizontal	95	1.20	-
PK	15.54284G	65.96	74.00	-8.04	16.57	3	Horizontal	187	1.33	-

802.11a_Nss1,(6Mbps)_4TX

24/04/2019

5200MHz_TX

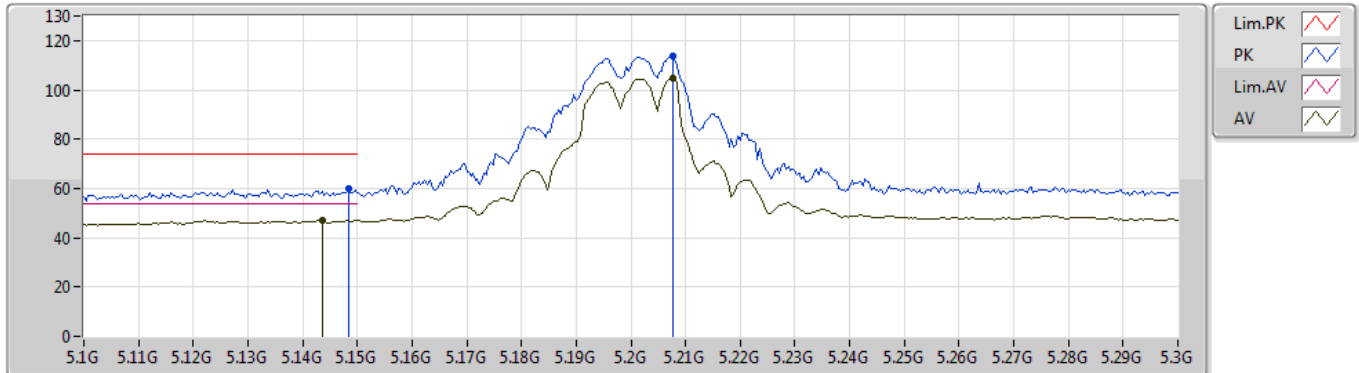


Type	Freq (Hz)	Level (dBuV/m)	Limit (dBuV/m)	Margin (dB)	Factor (dB)	Dist (m)	Condition	Azimuth (°)	Height (m)	Comment
AV	5.1268G	49.79	54.00	-4.21	4.06	3	Vertical	195	1.63	-
AV	5.1992G	111.40	Inf	-Inf	4.15	3	Vertical	195	1.63	-
PK	5.1208G	62.94	74.00	-11.06	4.05	3	Vertical	195	1.63	-
PK	5.1984G	119.98	Inf	-Inf	4.15	3	Vertical	195	1.63	-

802.11a_Nss1,(6Mbps)_4TX

24/04/2019

5200MHz_TX

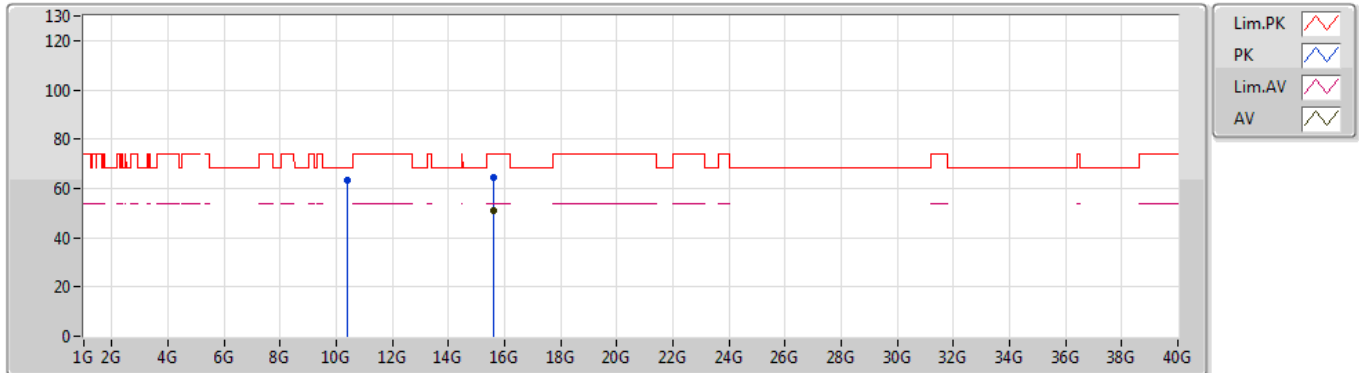


Type	Freq (Hz)	Level (dBuV/m)	Limit (dBuV/m)	Margin (dB)	Factor (dB)	Dist (m)	Condition	Azimuth (°)	Height (m)	Comment
AV	5.1436G	47.33	54.00	-6.67	4.09	3	Horizontal	337	1.45	-
AV	5.2076G	104.67	Inf	-Inf	4.15	3	Horizontal	337	1.45	-
PK	5.1484G	60.18	74.00	-13.82	4.09	3	Horizontal	337	1.45	-
PK	5.2076G	113.55	Inf	-Inf	4.15	3	Horizontal	337	1.45	-

802.11a_Nss1,(6Mbps)_4TX

24/04/2019

5200MHz_TX

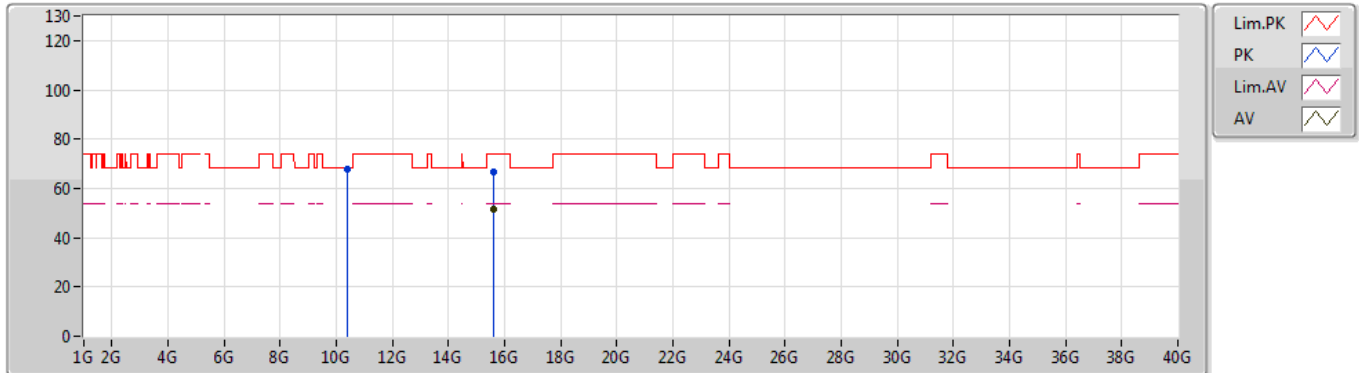


Type	Freq (Hz)	Level (dBuV/m)	Limit (dBuV/m)	Margin (dB)	Factor (dB)	Dist (m)	Condition	Azimuth (°)	Height (m)	Comment
AV	15.5988G	50.80	54.00	-3.20	16.32	3	Vertical	246	1.38	-
PK	10.39844G	63.57	68.20	-4.63	14.52	3	Vertical	85	1.50	-
PK	15.59688G	64.27	74.00	-9.73	16.33	3	Vertical	246	1.38	-

802.11a_Nss1,(6Mbps)_4TX

24/04/2019

5200MHz_TX

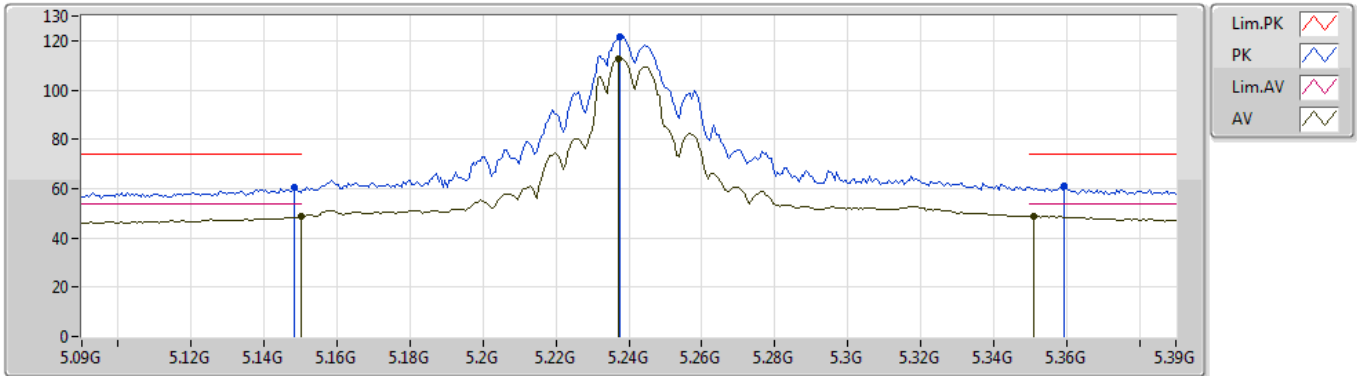


Type	Freq (Hz)	Level (dBuV/m)	Limit (dBuV/m)	Margin (dB)	Factor (dB)	Dist (m)	Condition	Azimuth (°)	Height (m)	Comment
AV	15.60444G	51.79	54.00	-2.21	16.30	3	Horizontal	191	1.34	-
PK	10.3984G	67.99	68.20	-0.21	14.51	3	Horizontal	96	1.25	-
PK	15.60316G	66.56	74.00	-7.44	16.31	3	Horizontal	191	1.34	-

802.11a_Nss1,(6Mbps)_4TX

24/04/2019

5240MHz_TX

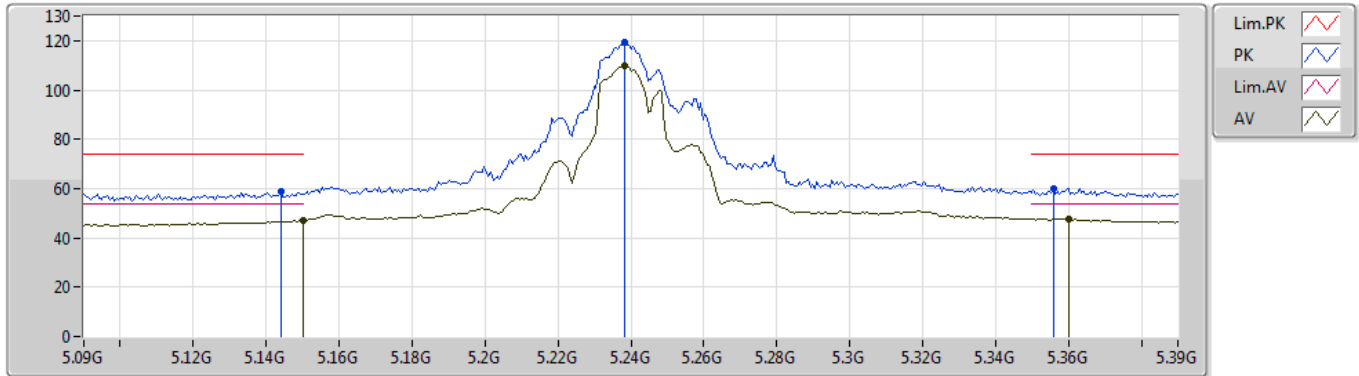


Type	Freq (Hz)	Level (dBuV/m)	Limit (dBuV/m)	Margin (dB)	Factor (dB)	Dist (m)	Condition	Azimuth (°)	Height (m)	Comment
AV	5.15G	48.59	54.00	-5.41	4.09	3	Vertical	192	1.52	-
AV	5.237G	112.83	Inf	-Inf	4.19	3	Vertical	192	1.52	-
AV	5.351G	48.93	54.00	-5.07	4.32	3	Vertical	192	1.52	-
PK	5.1482G	60.44	74.00	-13.56	4.09	3	Vertical	192	1.52	-
PK	5.2376G	121.38	Inf	-Inf	4.19	3	Vertical	192	1.52	-
PK	5.3594G	61.20	74.00	-12.80	4.34	3	Vertical	192	1.52	-

802.11a_Nss1,(6Mbps)_4TX

24/04/2019

5240MHz_TX

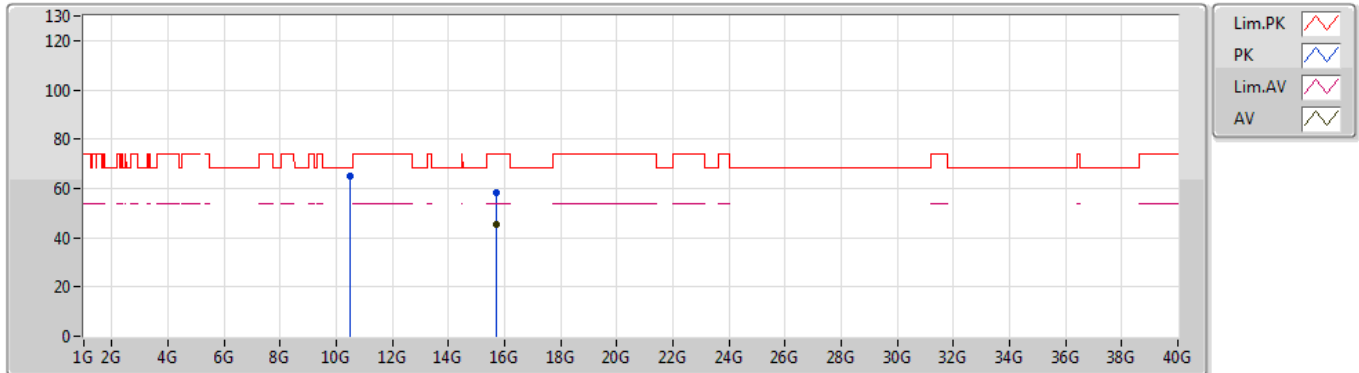


Type	Freq (Hz)	Level (dBuV/m)	Limit (dBuV/m)	Margin (dB)	Factor (dB)	Dist (m)	Condition	Azimuth (°)	Height (m)	Comment
AV	5.15G	47.02	54.00	-6.98	4.09	3	Horizontal	332	1.09	-
AV	5.2382G	109.89	Inf	-Inf	4.19	3	Horizontal	332	1.09	-
AV	5.36G	47.80	54.00	-6.20	4.34	3	Horizontal	332	1.09	-
PK	5.144G	58.91	74.00	-15.09	4.09	3	Horizontal	332	1.09	-
PK	5.2382G	119.12	Inf	-Inf	4.19	3	Horizontal	332	1.09	-
PK	5.3558G	60.15	74.00	-13.85	4.32	3	Horizontal	332	1.09	-

802.11a_Nss1,(6Mbps)_4TX

24/04/2019

5240MHz_TX

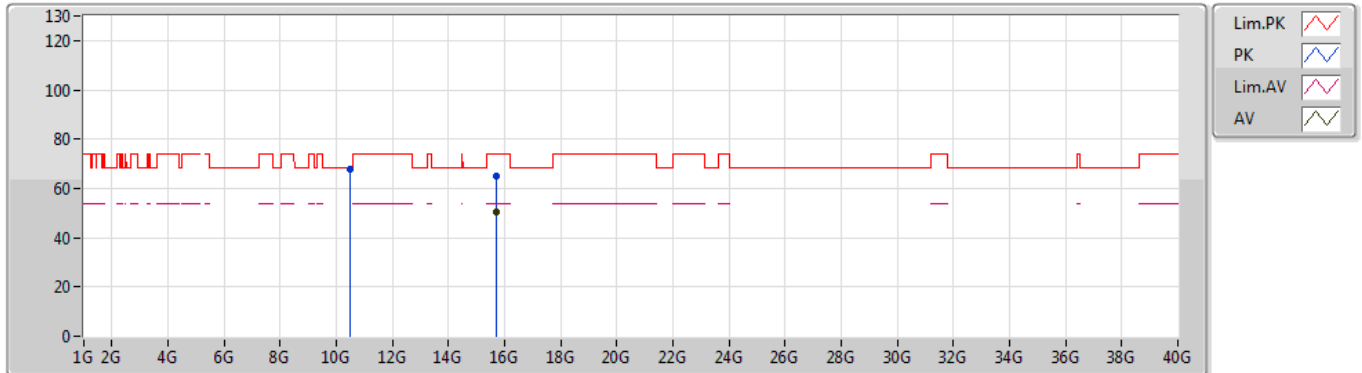


Type	Freq (Hz)	Level (dBuV/m)	Limit (dBuV/m)	Margin (dB)	Factor (dB)	Dist (m)	Condition	Azimuth (°)	Height (m)	Comment
AV	15.7276G	45.53	54.00	-8.47	15.79	3	Vertical	252	1.44	-
PK	10.49008G	64.76	68.20	-3.44	14.67	3	Vertical	83	1.51	-
PK	15.7281G	58.51	74.00	-15.49	15.79	3	Vertical	252	1.44	-

802.11a_Nss1,(6Mbps)_4TX

24/04/2019

5240MHz_TX

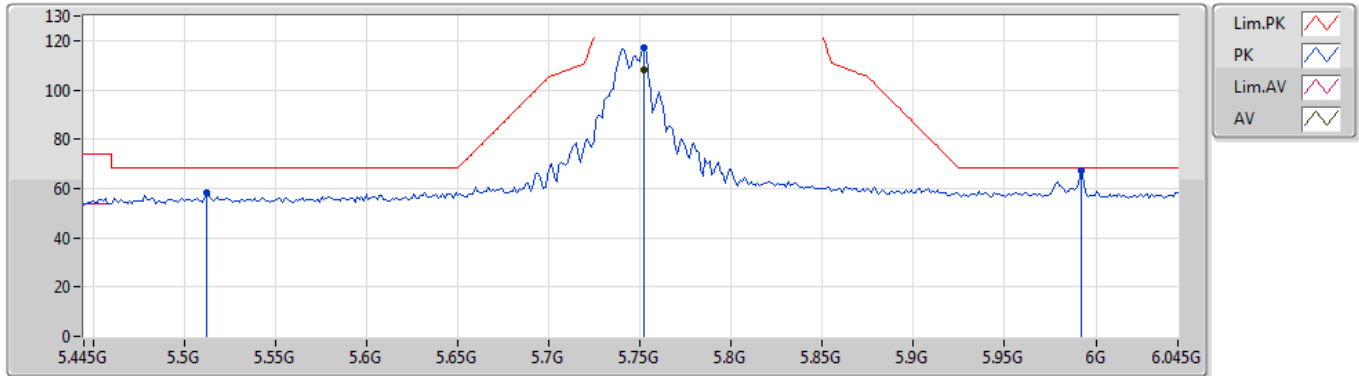


Type	Freq (Hz)	Level (dBuV/m)	Limit (dBuV/m)	Margin (dB)	Factor (dB)	Dist (m)	Condition	Azimuth (°)	Height (m)	Comment
AV	15.7251G	50.22	54.00	-3.78	15.80	3	Horizontal	189	1.33	-
PK	10.47892G	68.05	68.20	-0.15	14.66	3	Horizontal	182	1.51	-
PK	15.723G	64.90	74.00	-9.10	15.80	3	Horizontal	189	1.33	-

802.11a_Nss1,(6Mbps)_4TX

24/04/2019

5745MHz_TX

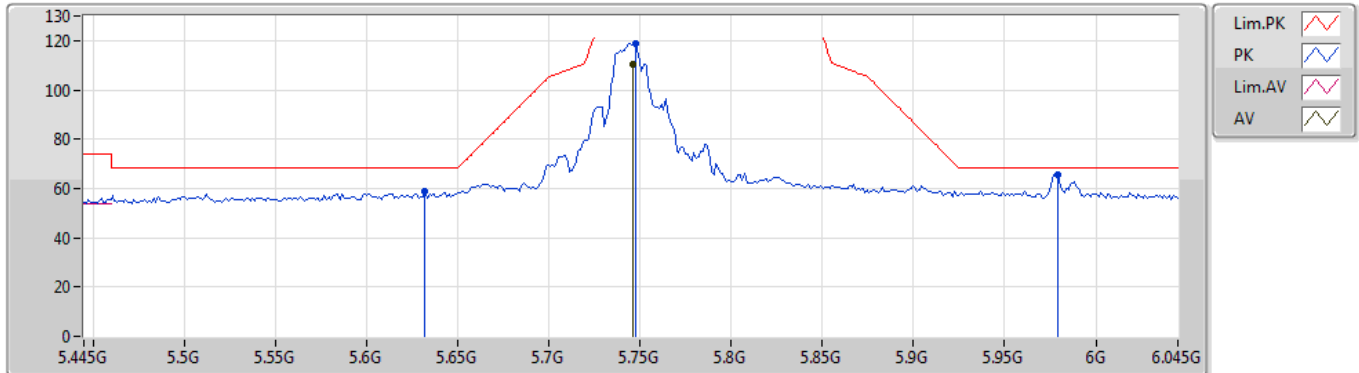


Type	Freq (Hz)	Level (dBuV/m)	Limit (dBuV/m)	Margin (dB)	Factor (dB)	Dist (m)	Condition	Azimuth (°)	Height (m)	Comment
AV	5.7522G	108.35	Inf	-Inf	5.01	3	Vertical	283	1.50	-
PK	5.5122G	58.49	68.20	-9.71	4.53	3	Vertical	283	1.50	-
PK	5.7522G	117.06	Inf	-Inf	5.01	3	Vertical	283	1.50	-
PK	5.9922G	67.07	68.20	-1.13	5.50	3	Vertical	283	1.50	-

802.11a_Nss1,(6Mbps)_4TX

24/04/2019

5745MHz_TX

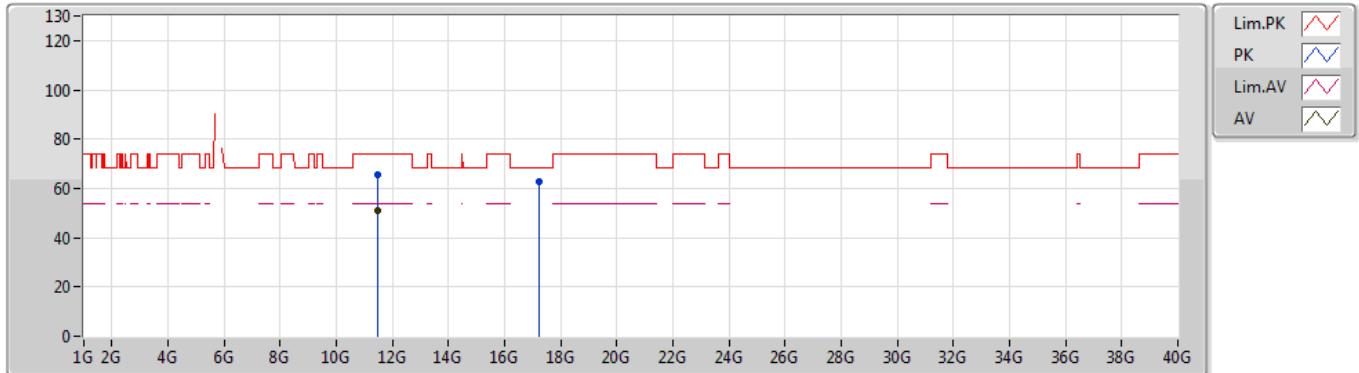


Type	Freq (Hz)	Level (dBuV/m)	Limit (dBuV/m)	Margin (dB)	Factor (dB)	Dist (m)	Condition	Azimuth (°)	Height (m)	Comment
AV	5.7462G	110.37	Inf	-Inf	5.00	3	Horizontal	13	1.27	-
PK	5.6322G	58.83	68.20	-9.37	4.78	3	Horizontal	13	1.27	-
PK	5.7474G	119.00	Inf	-Inf	5.01	3	Horizontal	13	1.27	-
PK	5.979G	65.70	68.20	-2.50	5.47	3	Horizontal	13	1.27	-

802.11a_Nss1,(6Mbps)_4TX

24/04/2019

5745MHz_TX

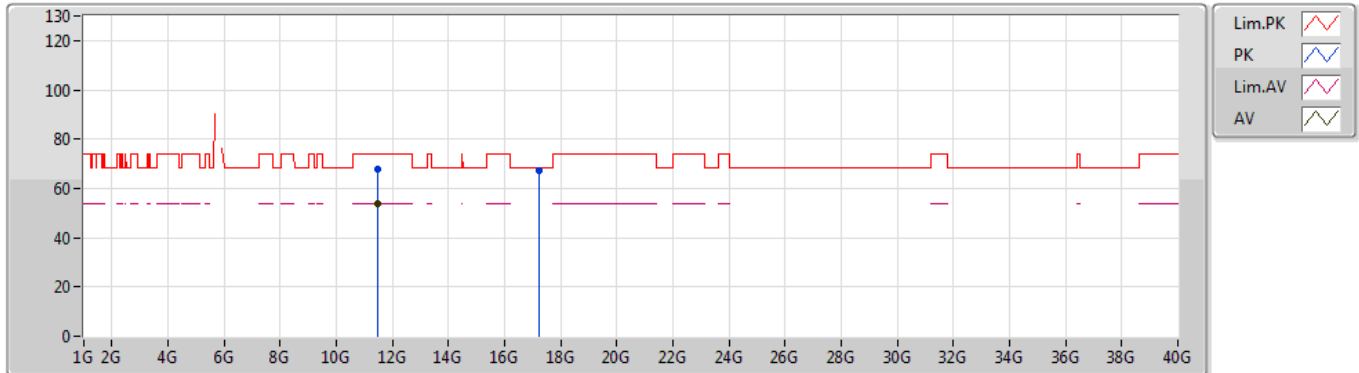


Type	Freq (Hz)	Level (dBuV/m)	Limit (dBuV/m)	Margin (dB)	Factor (dB)	Dist (m)	Condition	Azimuth (°)	Height (m)	Comment
AV	11.48484G	51.16	54.00	-2.84	15.57	3	Vertical	98	1.68	-
PK	11.4867G	65.53	74.00	-8.47	15.57	3	Vertical	98	1.68	-
PK	17.23236G	63.00	68.20	-5.20	20.56	3	Vertical	75	1.50	-

802.11a_Nss1,(6Mbps)_4TX

24/04/2019

5745MHz_TX

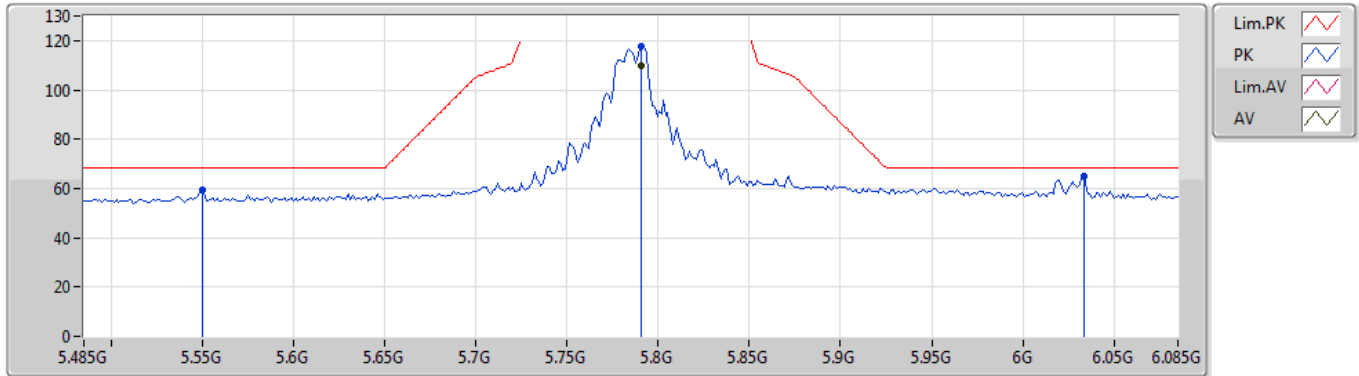


Type	Freq (Hz)	Level (dBuV/m)	Limit (dBuV/m)	Margin (dB)	Factor (dB)	Dist (m)	Condition	Azimuth (°)	Height (m)	Comment
AV	11.49036G	53.57	54.00	-0.43	15.56	3	Horizontal	245	1.51	-
PK	11.49246G	67.53	74.00	-6.47	15.57	3	Horizontal	245	1.51	-
PK	17.22942G	67.35	68.20	-0.85	20.54	3	Horizontal	122	1.49	-

802.11a_Nss1,(6Mbps)_4TX

24/04/2019

5785MHz_TX

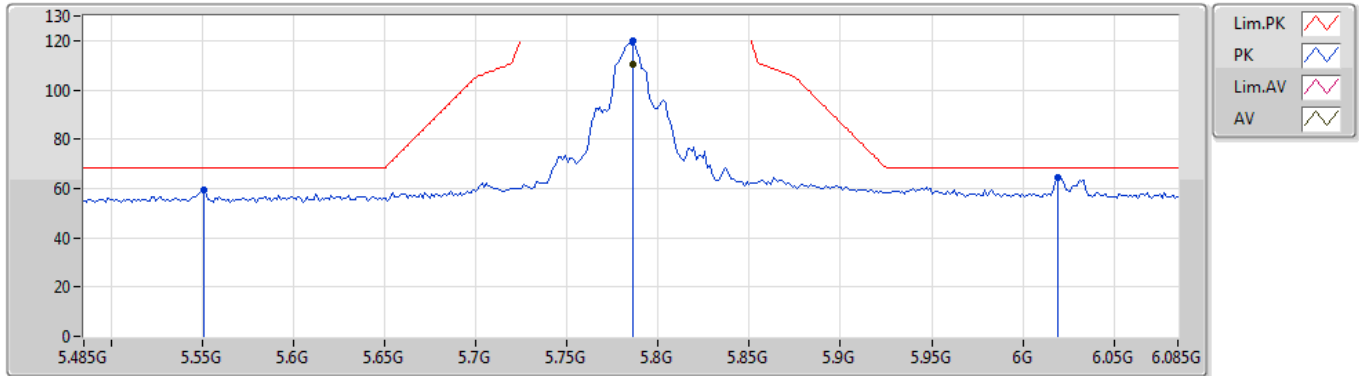


Type	Freq (Hz)	Level (dBuV/m)	Limit (dBuV/m)	Margin (dB)	Factor (dB)	Dist (m)	Condition	Azimuth (°)	Height (m)	Comment
AV	5.791 G	109.81	Inf	-Inf	5.09	3	Vertical	241	1.50	-
PK	5.5498G	59.16	68.20	-9.04	4.61	3	Vertical	241	1.50	-
PK	5.791G	117.85	Inf	-Inf	5.09	3	Vertical	241	1.50	-
PK	6.0334G	65.02	68.20	-3.18	5.65	3	Vertical	241	1.50	-

802.11a_Nss1,(6Mbps)_4TX

24/04/2019

5785MHz_TX

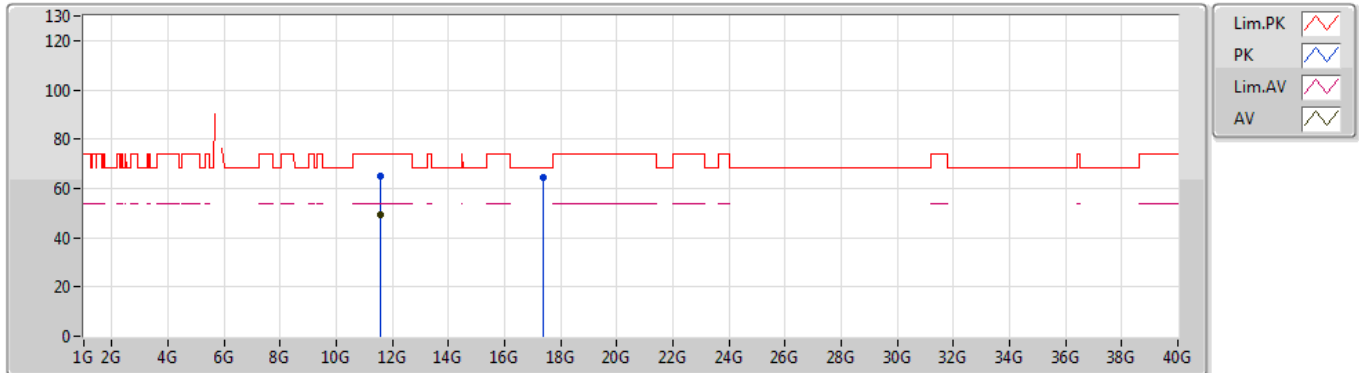


Type	Freq (Hz)	Level (dBuV/m)	Limit (dBuV/m)	Margin (dB)	Factor (dB)	Dist (m)	Condition	Azimuth (°)	Height (m)	Comment
AV	5.7862G	110.28	Inf	-Inf	5.08	3	Horizontal	9	1.11	-
PK	5.551G	59.59	68.20	-8.61	4.60	3	Horizontal	9	1.11	-
PK	5.7862G	119.64	Inf	-Inf	5.08	3	Horizontal	9	1.11	-
PK	6.019G	64.36	68.20	-3.84	5.59	3	Horizontal	9	1.11	-

802.11a_Nss1,(6Mbps)_4TX

24/04/2019

5785MHz_TX

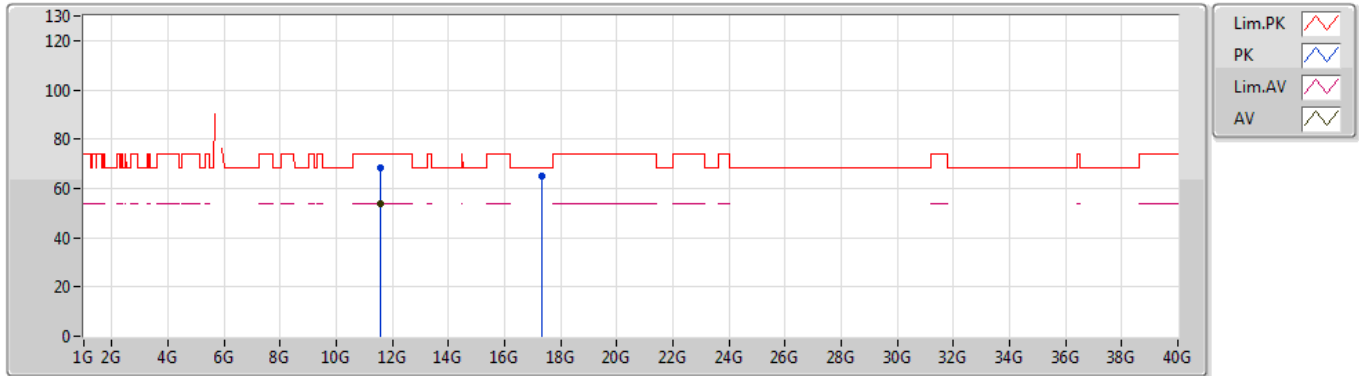


Type	Freq (Hz)	Level (dBuV/m)	Limit (dBuV/m)	Margin (dB)	Factor (dB)	Dist (m)	Condition	Azimuth (°)	Height (m)	Comment
AV	11.56478G	49.40	54.00	-4.60	15.54	3	Vertical	104	1.52	-
PK	11.5664G	64.83	74.00	-9.17	15.54	3	Vertical	104	1.52	-
PK	17.36736G	64.42	68.20	-3.78	21.60	3	Vertical	20	2.41	-

802.11a_Nss1,(6Mbps)_4TX

24/04/2019

5785MHz_TX

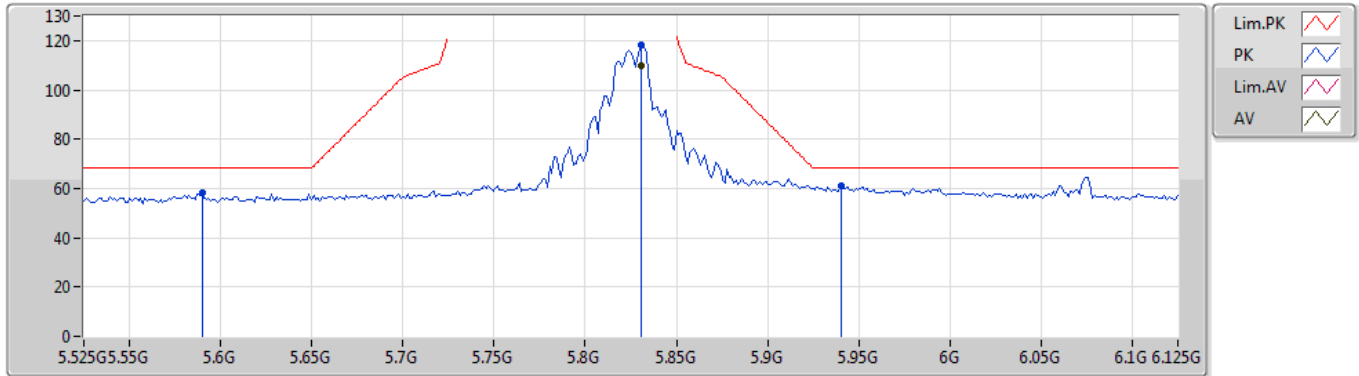


Type	Freq (Hz)	Level (dBuV/m)	Limit (dBuV/m)	Margin (dB)	Factor (dB)	Dist (m)	Condition	Azimuth (°)	Height (m)	Comment
AV	11.57318G	53.59	54.00	-0.41	15.54	3	Horizontal	275	1.50	-
PK	11.57252G	68.29	74.00	-5.71	15.54	3	Horizontal	275	1.50	-
PK	17.34894G	64.88	68.20	-3.32	21.45	3	Horizontal	127	1.52	-

802.11a_Nss1,(6Mbps)_4TX

24/04/2019

5825MHz_TX

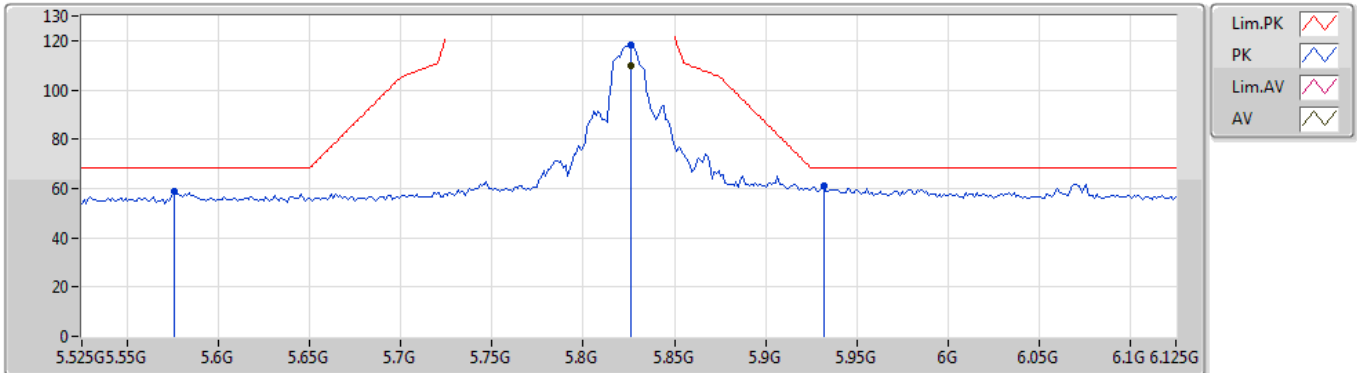


Type	Freq (Hz)	Level (dBuV/m)	Limit (dBuV/m)	Margin (dB)	Factor (dB)	Dist (m)	Condition	Azimuth (°)	Height (m)	Comment
AV	5.831G	109.79	Inf	-Inf	5.17	3	Vertical	241	1.49	-
PK	5.5898G	58.06	68.20	-10.14	4.69	3	Vertical	241	1.49	-
PK	5.831G	118.11	Inf	-Inf	5.17	3	Vertical	241	1.49	-
PK	5.9402G	61.08	68.20	-7.12	5.40	3	Vertical	241	1.49	-

802.11a_Nss1,(6Mbps)_4TX

24/04/2019

5825MHz_TX

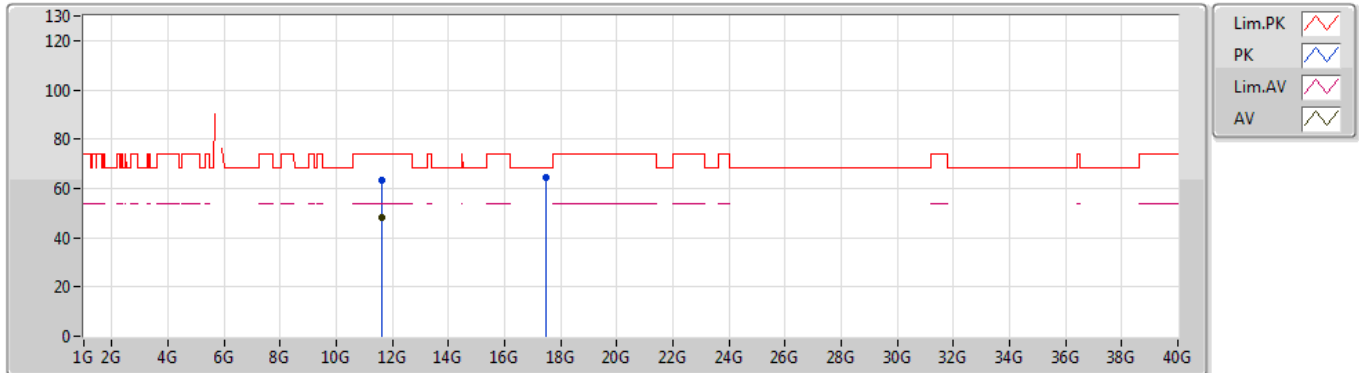


Type	Freq (Hz)	Level (dBuV/m)	Limit (dBuV/m)	Margin (dB)	Factor (dB)	Dist (m)	Condition	Azimuth (°)	Height (m)	Comment
AV	5.8262G	109.78	Inf	-Inf	5.17	3	Horizontal	8	1.19	-
PK	5.5754G	58.59	68.20	-9.61	4.66	3	Horizontal	8	1.19	-
PK	5.8262G	118.25	Inf	-Inf	5.17	3	Horizontal	8	1.19	-
PK	5.9318G	60.85	68.20	-7.35	5.38	3	Horizontal	8	1.19	-

802.11a_Nss1,(6Mbps)_4TX

24/04/2019

5825MHz_TX

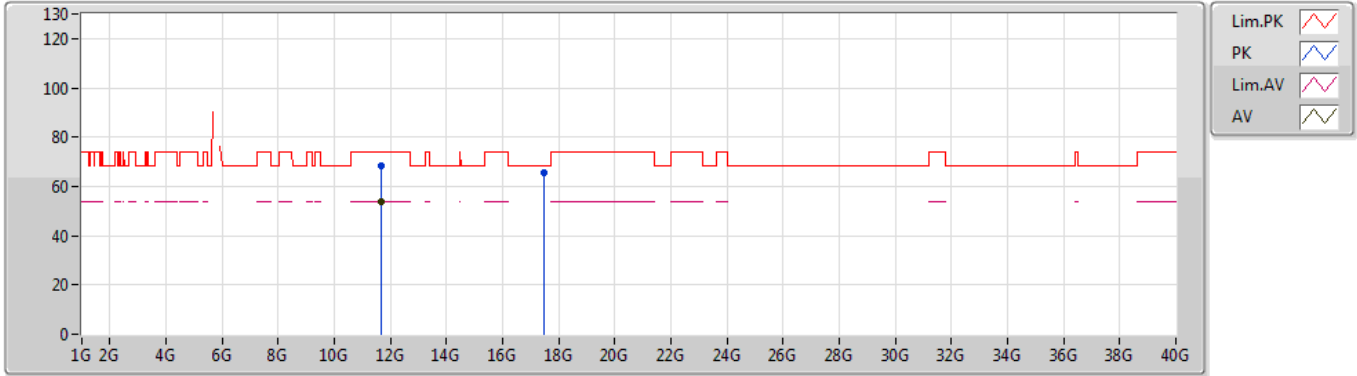


Type	Freq (Hz)	Level (dBuV/m)	Limit (dBuV/m)	Margin (dB)	Factor (dB)	Dist (m)	Condition	Azimuth (°)	Height (m)	Comment
AV	11.6455G	48.11	54.00	-5.89	15.51	3	Vertical	101	1.50	-
PK	11.6467G	63.08	74.00	-10.92	15.50	3	Vertical	101	1.50	-
PK	17.47458G	64.64	68.20	-3.56	22.41	3	Vertical	97	1.38	-

802.11a_Nss1,(6Mbps)_4TX

24/04/2019

5825MHz_TX

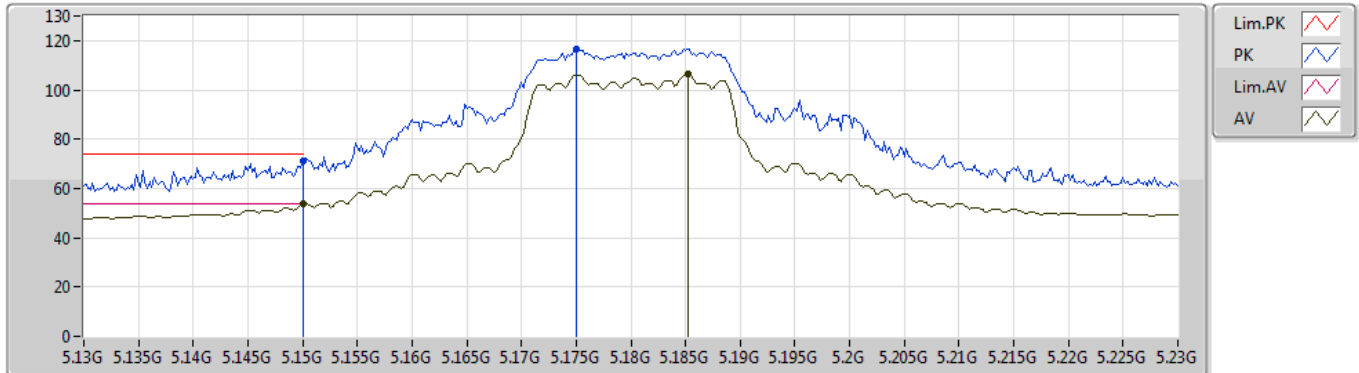


Type	Freq (Hz)	Level (dBuV/m)	Limit (dBuV/m)	Margin (dB)	Factor (dB)	Dist (m)	Condition	Azimuth (°)	Height (m)	Comment
AV	11.65336G	53.81	54.00	-0.19	15.51	3	Horizontal	271	1.50	-
PK	11.65378G	68.61	74.00	-5.39	15.50	3	Horizontal	271	1.50	-
PK	17.47206G	65.32	68.20	-2.88	22.39	3	Horizontal	189	1.57	-

802.11ac VHT20_Nss1,(MCS0)_4TX

25/04/2019

5180MHz_TX

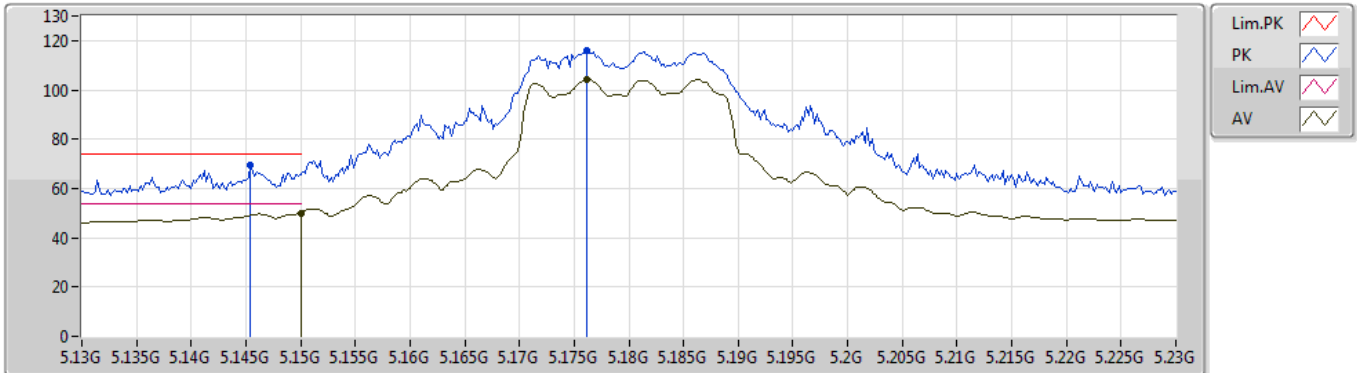


Type	Freq (Hz)	Level (dBuV/m)	Limit (dBuV/m)	Margin (dB)	Factor (dB)	Dist (m)	Condition	Azimuth (°)	Height (m)	Comment
AV	5.15G	53.52	54.00	-0.48	4.09	3	Vertical	240	1.50	-
AV	5.1852G	106.22	Inf	-Inf	4.13	3	Vertical	240	1.50	-
PK	5.15G	71.44	74.00	-2.56	4.09	3	Vertical	240	1.50	-
PK	5.175G	116.81	Inf	-Inf	4.12	3	Vertical	240	1.50	-

802.11ac VHT20_Nss1,(MCS0)_4TX

25/04/2019

5180MHz_TX

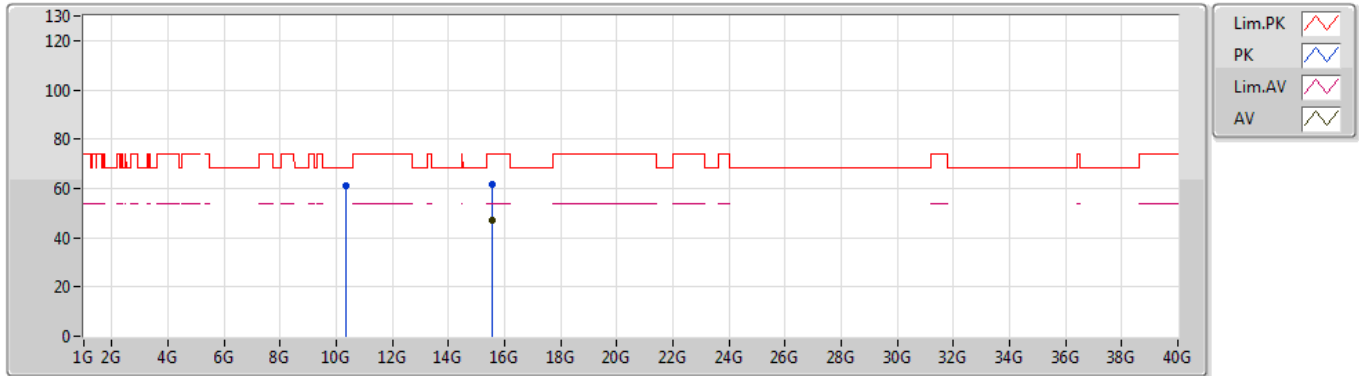


Type	Freq (Hz)	Level (dBuV/m)	Limit (dBuV/m)	Margin (dB)	Factor (dB)	Dist (m)	Condition	Azimuth (°)	Height (m)	Comment
AV	5.15G	50.09	54.00	-3.91	4.09	3	Horizontal	237	1.50	-
AV	5.1762G	104.05	Inf	-Inf	4.12	3	Horizontal	237	1.50	-
PK	5.1454G	69.39	74.00	-4.61	4.09	3	Horizontal	237	1.50	-
PK	5.1762G	115.94	Inf	-Inf	4.12	3	Horizontal	237	1.50	-

802.11ac VHT20_Nss1,(MCS0)_4TX

25/04/2019

5180MHz_TX

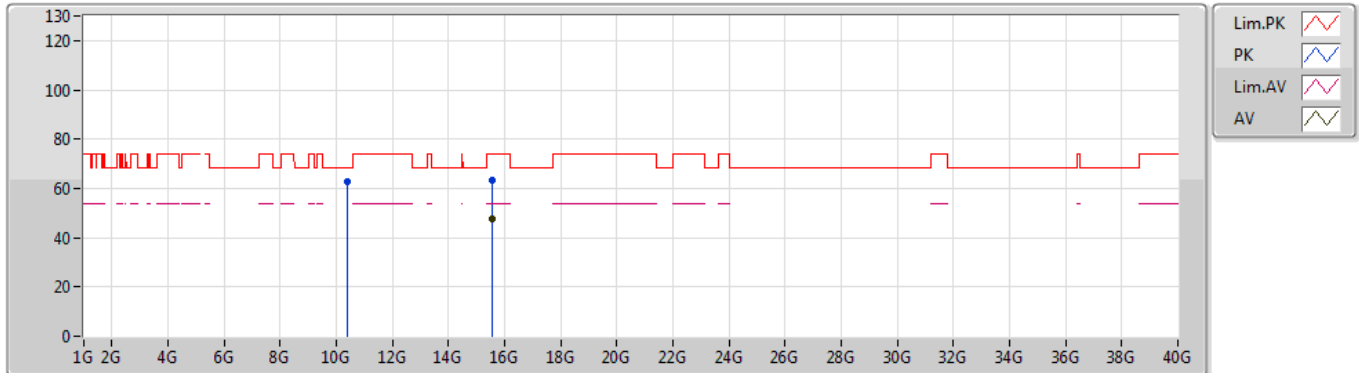


Type	Freq (Hz)	Level (dBuV/m)	Limit (dBuV/m)	Margin (dB)	Factor (dB)	Dist (m)	Condition	Azimuth (°)	Height (m)	Comment
AV	15.53946G	46.91	54.00	-7.09	16.58	3	Vertical	278	1.41	-
PK	10.3606G	60.91	68.20	-7.29	14.44	3	Vertical	111	1.50	-
PK	15.53712G	61.73	74.00	-12.27	16.59	3	Vertical	278	1.41	-

802.11ac VHT20_Nss1,(MCS0)_4TX

25/04/2019

5180MHz_TX

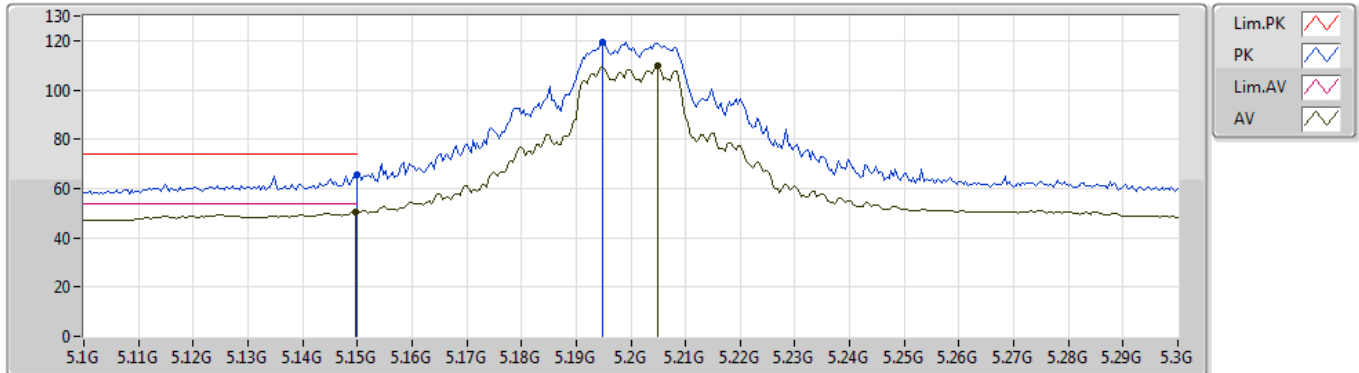


Type	Freq (Hz)	Level (dBuV/m)	Limit (dBuV/m)	Margin (dB)	Factor (dB)	Dist (m)	Condition	Azimuth (°)	Height (m)	Comment
AV	15.53766G	47.90	54.00	-6.10	16.59	3	Horizontal	221	1.33	-
PK	10.36954G	62.65	68.20	-5.55	14.46	3	Horizontal	130	1.22	-
PK	15.53766G	63.31	74.00	-10.69	16.59	3	Horizontal	221	1.33	-

802.11ac VHT20_Nss1,(MCS0)_4TX

25/04/2019

5200MHz_TX

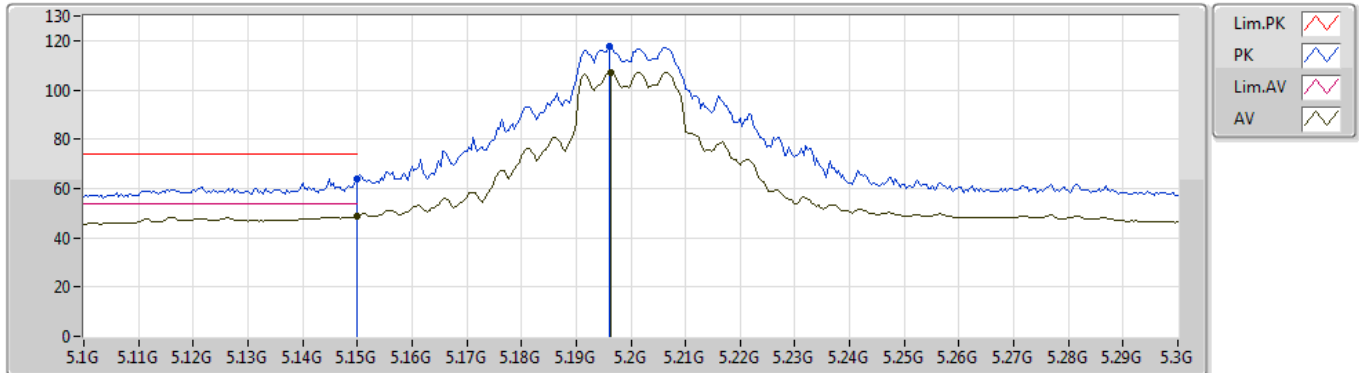


Type	Freq (Hz)	Level (dBuV/m)	Limit (dBuV/m)	Margin (dB)	Factor (dB)	Dist (m)	Condition	Azimuth (°)	Height (m)	Comment
AV	5.1496G	50.58	54.00	-3.42	4.09	3	Vertical	223	1.54	-
AV	5.2048G	109.58	Inf	-Inf	4.15	3	Vertical	223	1.54	-
PK	5.15G	65.76	74.00	-8.24	4.09	3	Vertical	223	1.54	-
PK	5.1948G	119.55	Inf	-Inf	4.14	3	Vertical	223	1.54	-

802.11ac VHT20_Nss1,(MCS0)_4TX

25/04/2019

5200MHz_TX

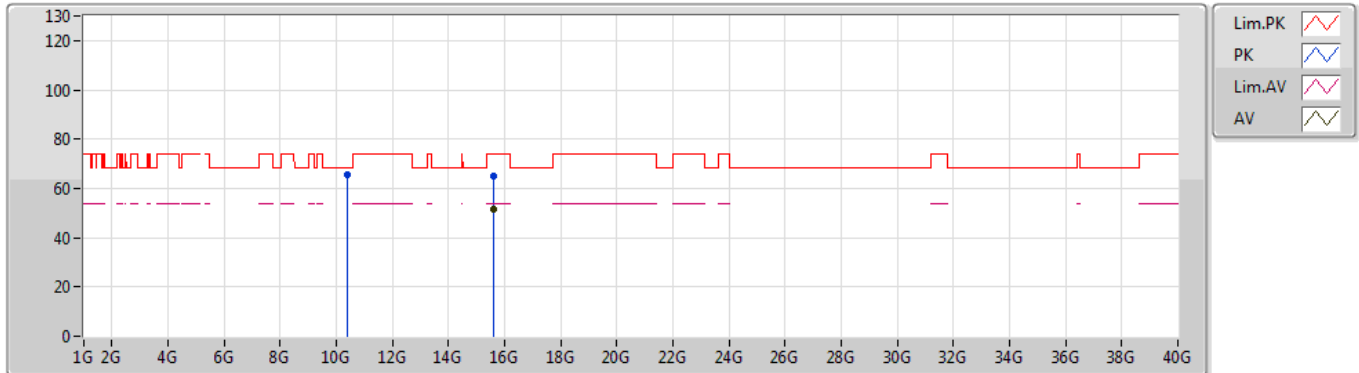


Type	Freq (Hz)	Level (dBuV/m)	Limit (dBuV/m)	Margin (dB)	Factor (dB)	Dist (m)	Condition	Azimuth (°)	Height (m)	Comment
AV	5.15G	48.93	54.00	-5.07	4.09	3	Horizontal	221	1.50	-
AV	5.1964G	107.24	Inf	-Inf	4.15	3	Horizontal	221	1.50	-
PK	5.15G	63.81	74.00	-10.19	4.09	3	Horizontal	221	1.50	-
PK	5.196G	117.62	Inf	-Inf	4.15	3	Horizontal	221	1.50	-

802.11ac VHT20_Nss1,(MCS0)_4TX

25/04/2019

5200MHz_TX

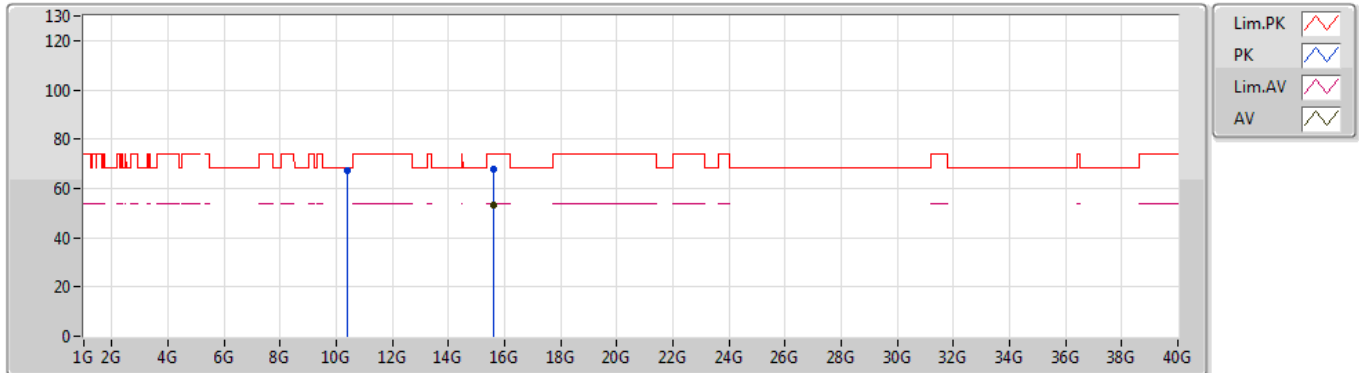


Type	Freq (Hz)	Level (dBuV/m)	Limit (dBuV/m)	Margin (dB)	Factor (dB)	Dist (m)	Condition	Azimuth (°)	Height (m)	Comment
AV	15.59976G	51.77	54.00	-2.23	16.32	3	Vertical	277	1.41	-
PK	10.4003G	65.76	68.20	-2.44	14.52	3	Vertical	106	1.50	-
PK	15.59934G	65.22	74.00	-8.78	16.32	3	Vertical	277	1.41	-

802.11ac VHT20_Nss1,(MCS0)_4TX

25/04/2019

5200MHz_TX

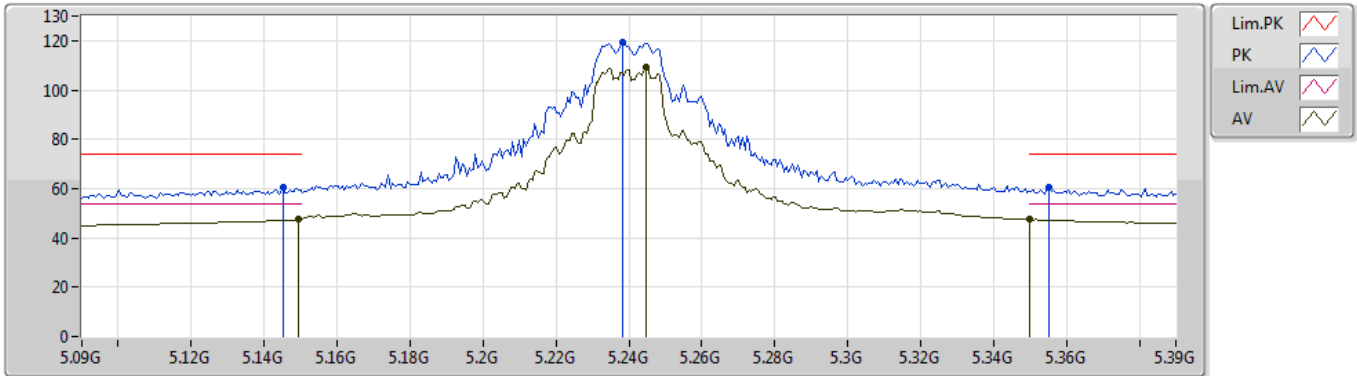


Type	Freq (Hz)	Level (dBuV/m)	Limit (dBuV/m)	Margin (dB)	Factor (dB)	Dist (m)	Condition	Azimuth (°)	Height (m)	Comment
AV	15.60276G	53.42	54.00	-0.58	16.31	3	Horizontal	220	1.35	-
PK	10.3997G	67.28	68.20	-0.92	14.52	3	Horizontal	126	1.23	-
PK	15.5976G	67.75	74.00	-6.25	16.33	3	Horizontal	220	1.35	-

802.11ac VHT20_Nss1,(MCS0)_4TX

25/04/2019

5240MHz_TX

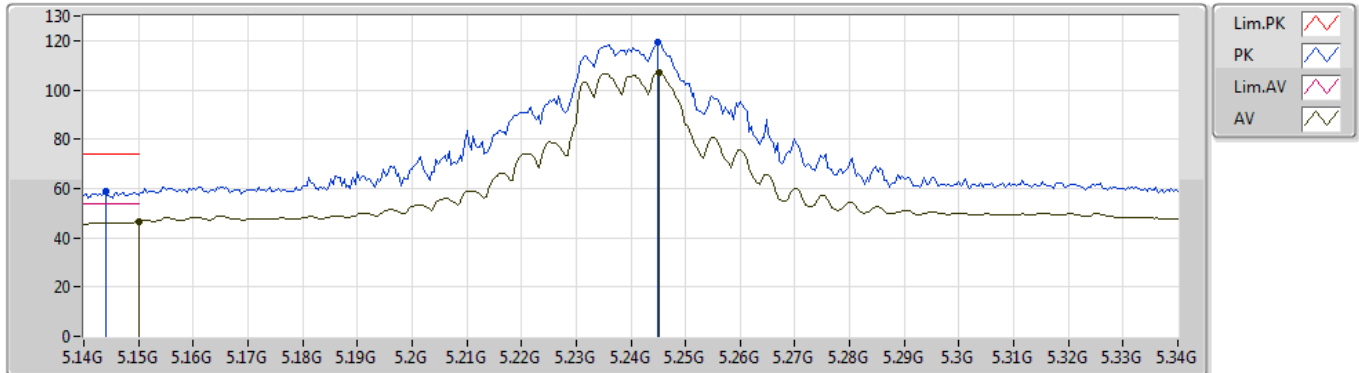


Type	Freq (Hz)	Level (dBuV/m)	Limit (dBuV/m)	Margin (dB)	Factor (dB)	Dist (m)	Condition	Azimuth (°)	Height (m)	Comment
AV	5.1494G	47.40	54.00	-6.60	4.09	3	Vertical	220	1.50	-
AV	5.2448G	109.32	Inf	-Inf	4.20	3	Vertical	220	1.50	-
AV	5.355G	47.39	54.00	-6.61	4.32	3	Vertical	220	1.50	-
PK	5.1452G	60.27	74.00	-13.73	4.09	3	Vertical	220	1.50	-
PK	5.2382G	119.48	Inf	-Inf	4.19	3	Vertical	220	1.50	-
PK	5.3552G	60.36	74.00	-13.64	4.32	3	Vertical	220	1.50	-

802.11ac VHT20_Nss1,(MCS0)_4TX

25/04/2019

5240MHz_TX

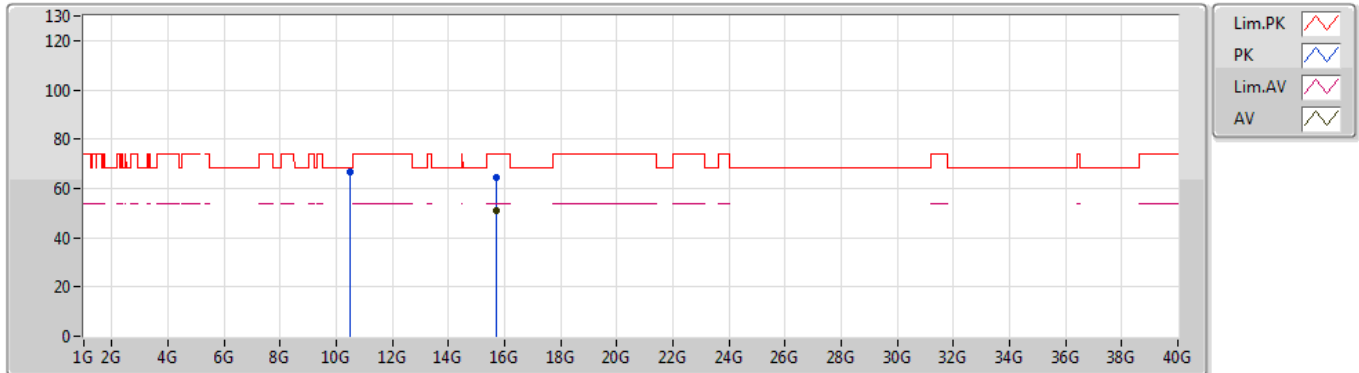


Type	Freq (Hz)	Level (dBuV/m)	Limit (dBuV/m)	Margin (dB)	Factor (dB)	Dist (m)	Condition	Azimuth (°)	Height (m)	Comment
AV	5.15G	46.34	54.00	-7.66	4.09	3	Horizontal	357	1.50	-
AV	5.2452G	107.21	Inf	-Inf	4.20	3	Horizontal	357	1.50	-
PK	5.144G	59.03	74.00	-14.97	4.09	3	Horizontal	357	1.50	-
PK	5.2448G	119.14	Inf	-Inf	4.20	3	Horizontal	357	1.50	-

802.11ac VHT20_Nss1,(MCS0)_4TX

25/04/2019

5240MHz_TX

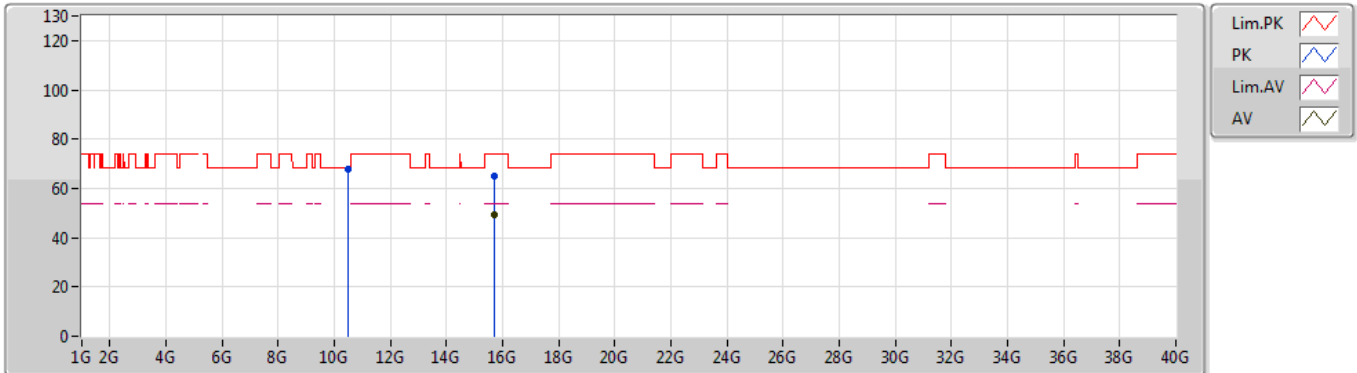


Type	Freq (Hz)	Level (dBuV/m)	Limit (dBuV/m)	Margin (dB)	Factor (dB)	Dist (m)	Condition	Azimuth (°)	Height (m)	Comment
AV	15.71958G	50.91	54.00	-3.09	15.82	3	Vertical	275	1.40	-
PK	10.4803G	66.92	68.20	-1.28	14.66	3	Vertical	109	1.51	-
PK	15.71466G	64.69	74.00	-9.31	15.85	3	Vertical	275	1.40	-

802.11ac VHT20_Nss1,(MCS0)_4TX

25/04/2019

5240MHz_TX

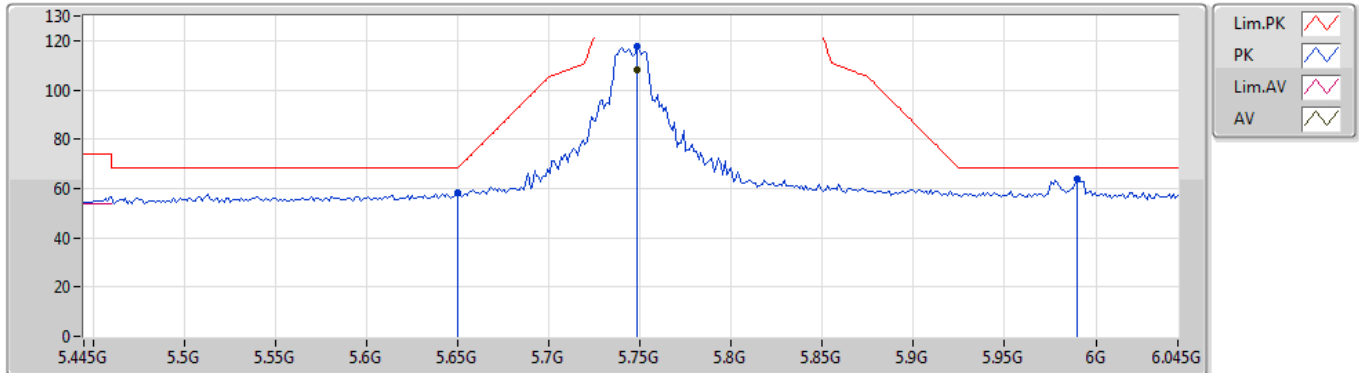


Type	Freq (Hz)	Level (dBuV/m)	Limit (dBuV/m)	Margin (dB)	Factor (dB)	Dist (m)	Condition	Azimuth (°)	Height (m)	Comment
AV	15.71778G	49.45	54.00	-4.55	15.82	3	Horizontal	221	1.74	-
PK	10.48084G	68.01	68.20	-0.19	14.65	3	Horizontal	209	1.50	-
PK	15.7179G	65.11	74.00	-8.89	15.82	3	Horizontal	221	1.74	-

802.11ac VHT20_Nss1,(MCS0)_4TX

25/04/2019

5745MHz_TX

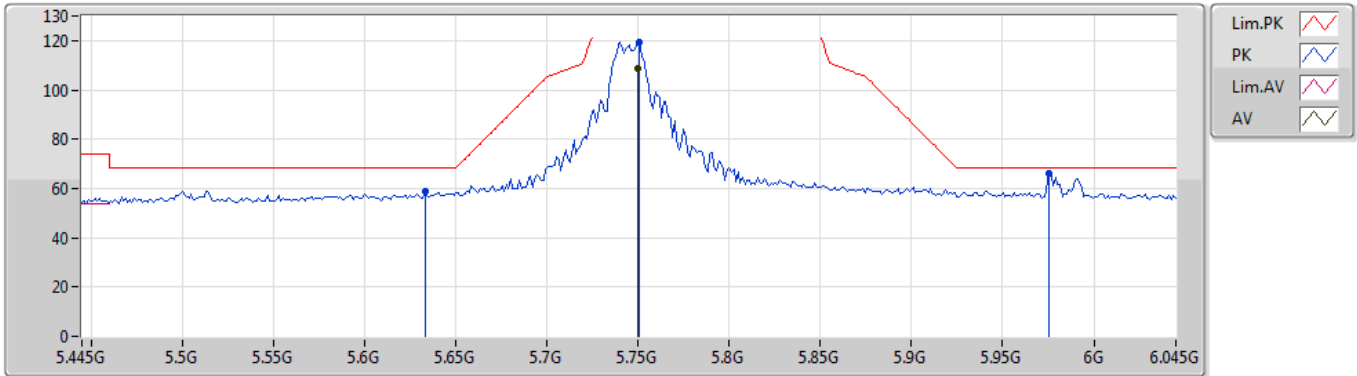


Type	Freq (Hz)	Level (dBuV/m)	Limit (dBuV/m)	Margin (dB)	Factor (dB)	Dist (m)	Condition	Azimuth (°)	Height (m)	Comment
AV	5.7486G	107.98	Inf	-Inf	5.01	3	Vertical	253	1.59	-
PK	5.6502G	58.21	68.35	-10.14	4.80	3	Vertical	253	1.59	-
PK	5.7486G	117.73	Inf	-Inf	5.01	3	Vertical	253	1.59	-
PK	5.9898G	63.72	68.20	-4.48	5.50	3	Vertical	253	1.59	-

802.11ac VHT20_Nss1,(MCS0)_4TX

25/04/2019

5745MHz_TX

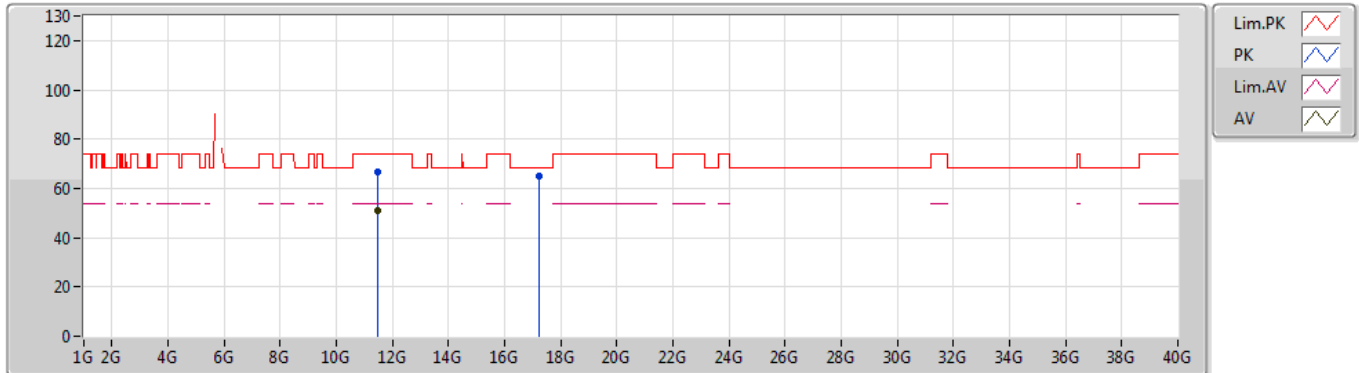


Type	Freq (Hz)	Level (dBuV/m)	Limit (dBuV/m)	Margin (dB)	Factor (dB)	Dist (m)	Condition	Azimuth (°)	Height (m)	Comment
AV	5.7498G	108.64	Inf	-Inf	5.01	3	Horizontal	336	1.00	-
PK	5.6334G	58.67	68.20	-9.53	4.78	3	Horizontal	336	1.00	-
PK	5.751G	119.38	Inf	-Inf	5.01	3	Horizontal	336	1.00	-
PK	5.9754G	66.24	68.20	-1.96	5.47	3	Horizontal	336	1.00	-

802.11ac VHT20_Nss1,(MCS0)_4TX

25/04/2019

5745MHz_TX

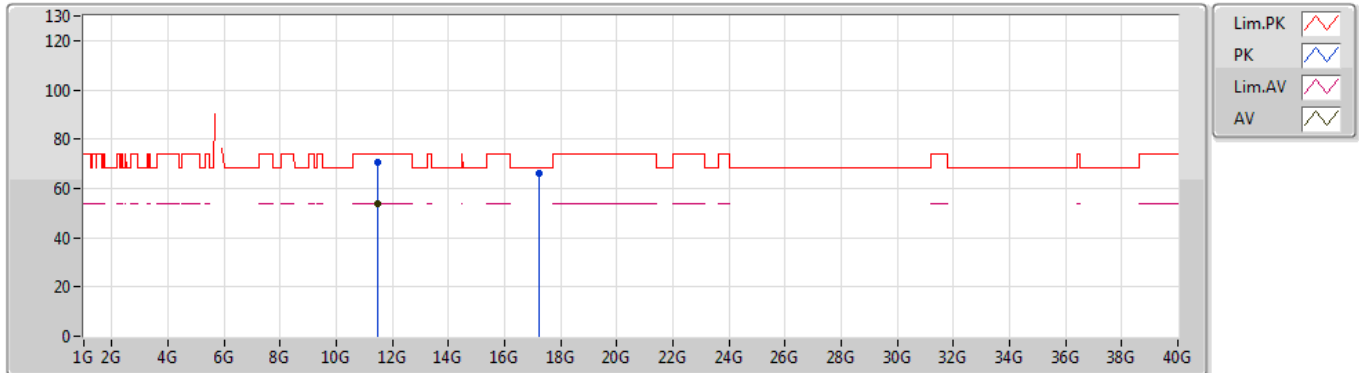


Type	Freq (Hz)	Level (dBuV/m)	Limit (dBuV/m)	Margin (dB)	Factor (dB)	Dist (m)	Condition	Azimuth (°)	Height (m)	Comment
AV	11.4912G	50.84	54.00	-3.16	15.56	3	Vertical	72	1.50	-
PK	11.49126G	66.60	74.00	-7.40	15.56	3	Vertical	72	1.50	-
PK	17.23188G	64.83	68.20	-3.37	20.56	3	Vertical	58	1.30	-

802.11ac VHT20_Nss1,(MCS0)_4TX

25/04/2019

5745MHz_TX

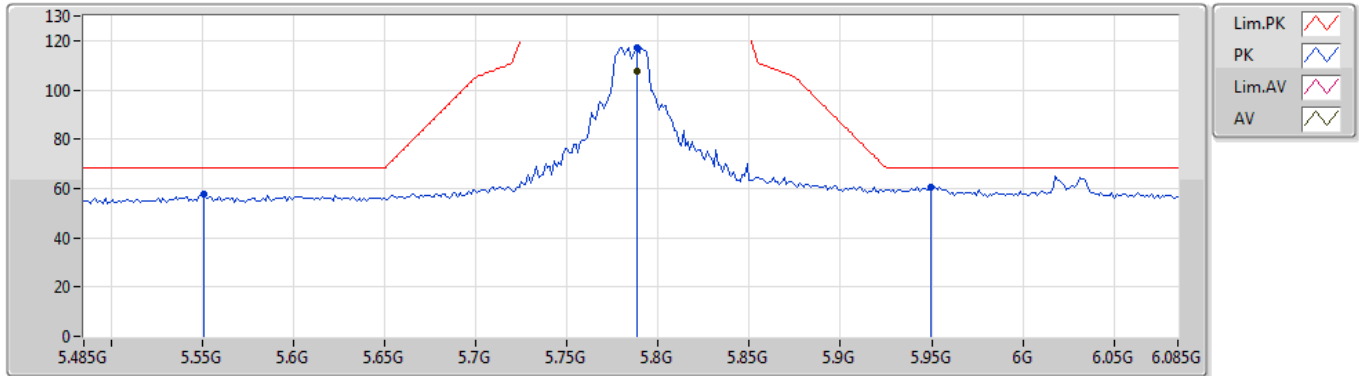


Type	Freq (Hz)	Level (dBuV/m)	Limit (dBuV/m)	Margin (dB)	Factor (dB)	Dist (m)	Condition	Azimuth (°)	Height (m)	Comment
AV	11.4888G	53.93	54.00	-0.07	15.57	3	Horizontal	100	1.52	-
PK	11.48838G	70.73	74.00	-3.27	15.57	3	Horizontal	100	1.52	-
PK	17.2222G	66.37	68.20	-1.83	20.49	3	Horizontal	99	1.42	-

802.11ac VHT20_Nss1,(MCS0)_4TX

25/04/2019

5785MHz_TX

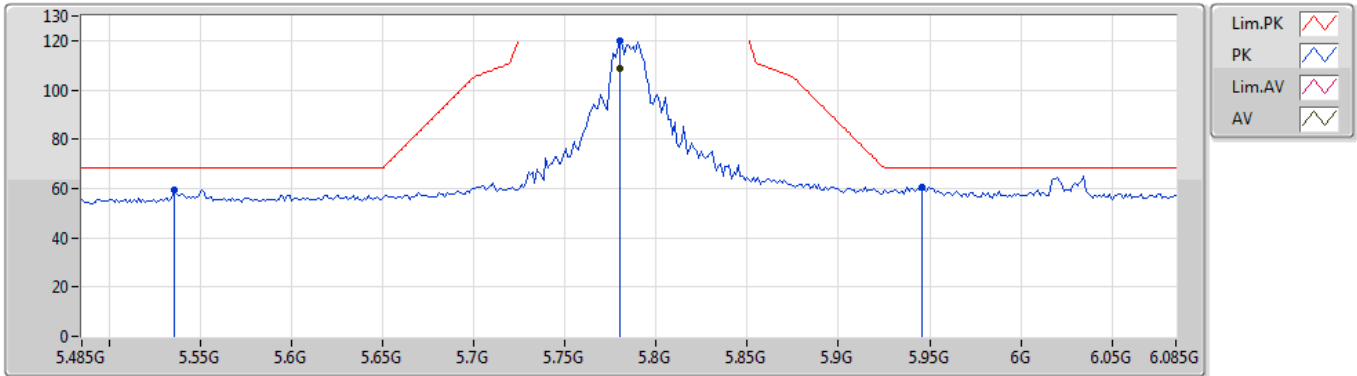


Type	Freq (Hz)	Level (dBuV/m)	Limit (dBuV/m)	Margin (dB)	Factor (dB)	Dist (m)	Condition	Azimuth (°)	Height (m)	Comment
AV	5.7886G	107.36	Inf	-Inf	5.08	3	Vertical	251	1.50	-
PK	5.551G	57.60	68.20	-10.60	4.60	3	Vertical	251	1.50	-
PK	5.7886G	117.37	Inf	-Inf	5.08	3	Vertical	251	1.50	-
PK	5.9494G	60.39	68.20	-7.81	5.42	3	Vertical	251	1.50	-

802.11ac VHT20_Nss1,(MCS0)_4TX

25/04/2019

5785MHz_TX

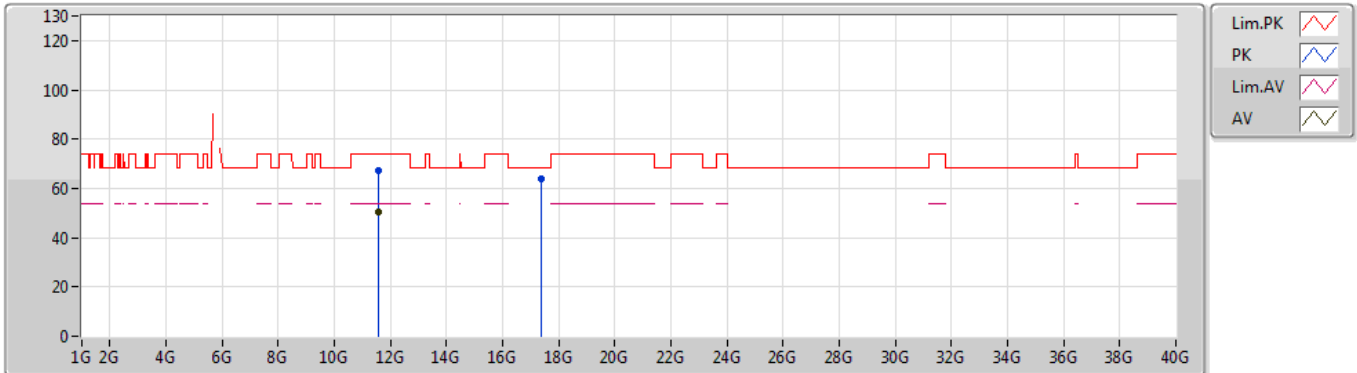


Type	Freq (Hz)	Level (dBuV/m)	Limit (dBuV/m)	Margin (dB)	Factor (dB)	Dist (m)	Condition	Azimuth (°)	Height (m)	Comment
AV	5.7802G	108.83	Inf	-Inf	5.06	3	Horizontal	338	1.09	-
PK	5.5354G	59.49	68.20	-8.71	4.58	3	Horizontal	338	1.09	-
PK	5.7802G	119.72	Inf	-Inf	5.06	3	Horizontal	338	1.09	-
PK	5.9458G	60.75	68.20	-7.45	5.41	3	Horizontal	338	1.09	-

802.11ac VHT20_Nss1,(MCS0)_4TX

25/04/2019

5785MHz_TX

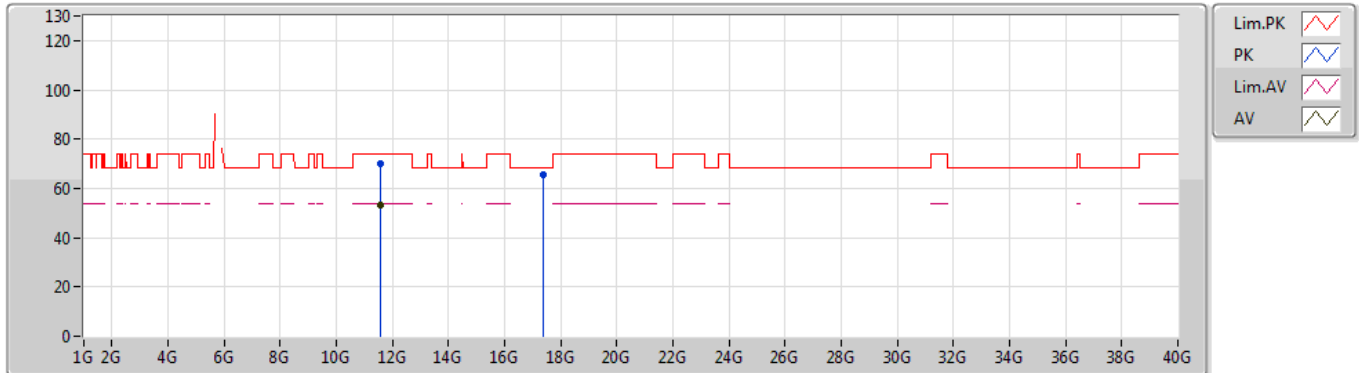


Type	Freq (Hz)	Level (dBuV/m)	Limit (dBuV/m)	Margin (dB)	Factor (dB)	Dist (m)	Condition	Azimuth (°)	Height (m)	Comment
AV	11.56868G	50.46	54.00	-3.54	15.53	3	Vertical	72	1.50	-
PK	11.56892G	67.12	74.00	-6.88	15.53	3	Vertical	72	1.50	-
PK	17.36262G	64.12	68.20	-4.08	21.56	3	Vertical	185	1.44	-

802.11ac VHT20_Nss1,(MCS0)_4TX

25/04/2019

5785MHz_TX

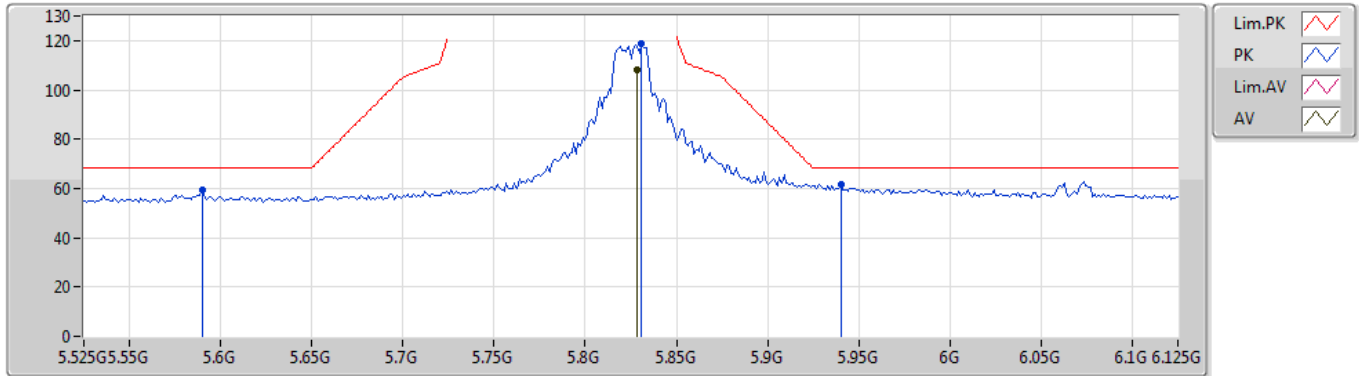


Type	Freq (Hz)	Level (dBuV/m)	Limit (dBuV/m)	Margin (dB)	Factor (dB)	Dist (m)	Condition	Azimuth (°)	Height (m)	Comment
AV	11.5688G	53.41	54.00	-0.59	15.53	3	Horizontal	98	1.60	-
PK	11.5691G	70.19	74.00	-3.81	15.53	3	Horizontal	98	1.60	-
PK	17.35962G	65.31	68.20	-2.89	21.54	3	Horizontal	168	1.62	-

802.11ac VHT20_Nss1,(MCS0)_4TX

25/04/2019

5825MHz_TX

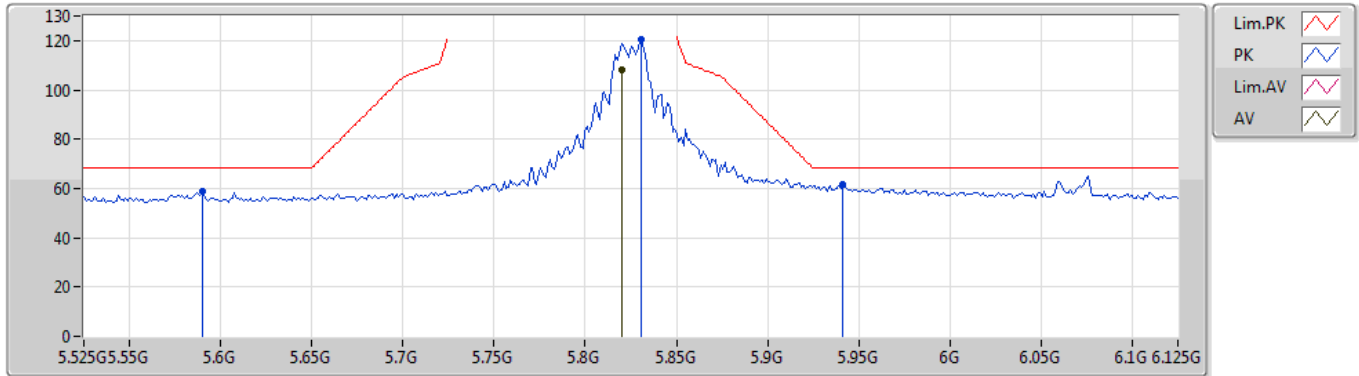


Type	Freq (Hz)	Level (dBuV/m)	Limit (dBuV/m)	Margin (dB)	Factor (dB)	Dist (m)	Condition	Azimuth (°)	Height (m)	Comment
AV	5.8286G	107.90	Inf	-Inf	5.17	3	Vertical	251	1.50	-
PK	5.5898G	59.45	68.20	-8.75	4.69	3	Vertical	251	1.50	-
PK	5.831G	118.72	Inf	-Inf	5.17	3	Vertical	251	1.50	-
PK	5.9402G	61.52	68.20	-6.68	5.40	3	Vertical	251	1.50	-

802.11ac VHT20_Nss1,(MCS0)_4TX

25/04/2019

5825MHz_TX

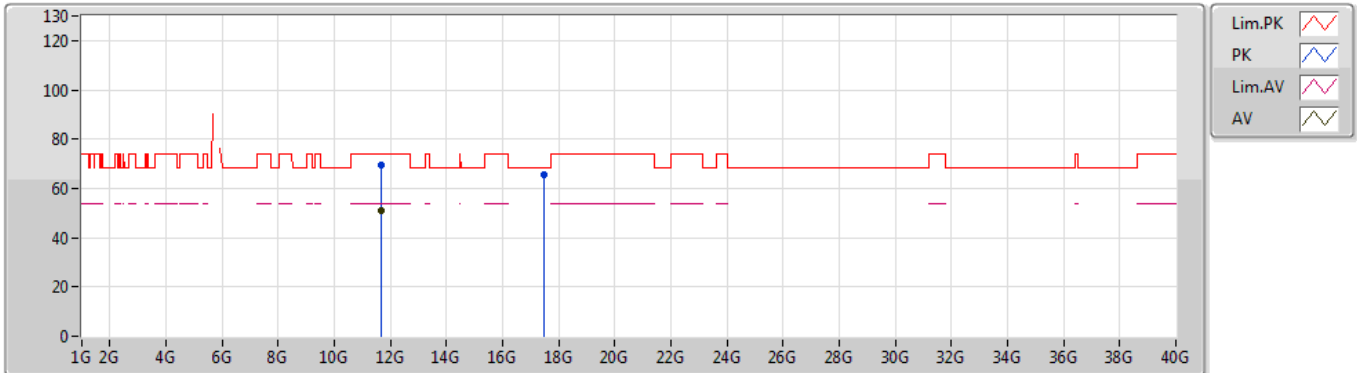


Type	Freq (Hz)	Level (dBuV/m)	Limit (dBuV/m)	Margin (dB)	Factor (dB)	Dist (m)	Condition	Azimuth (°)	Height (m)	Comment
AV	5.8202G	108.34	Inf	-Inf	5.15	3	Horizontal	346	1.12	-
PK	5.5898G	58.69	68.20	-9.51	4.69	3	Horizontal	346	1.12	-
PK	5.831G	120.31	Inf	-Inf	5.17	3	Horizontal	346	1.12	-
PK	5.9414G	61.60	68.20	-6.60	5.41	3	Horizontal	346	1.12	-

802.11ac VHT20_Nss1,(MCS0)_4TX

25/04/2019

5825MHz_TX

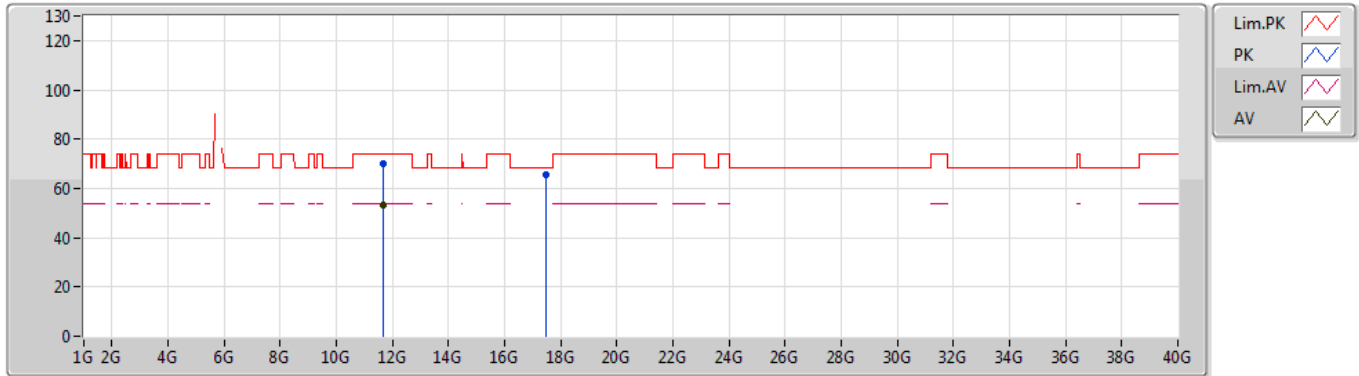


Type	Freq (Hz)	Level (dBuV/m)	Limit (dBuV/m)	Margin (dB)	Factor (dB)	Dist (m)	Condition	Azimuth (°)	Height (m)	Comment
AV	11.64898G	50.73	54.00	-3.27	15.51	3	Vertical	75	1.23	-
PK	11.64946G	69.24	74.00	-4.76	15.51	3	Vertical	75	1.23	-
PK	17.48676G	65.41	68.20	-2.79	22.50	3	Vertical	301	1.50	-

802.11ac VHT20_Nss1,(MCS0)_4TX

25/04/2019

5825MHz_TX

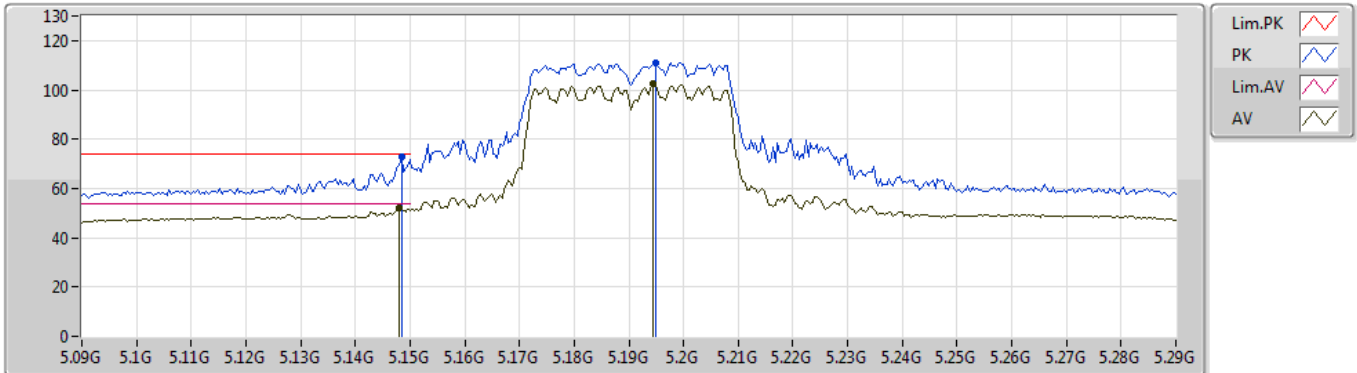


Type	Freq (Hz)	Level (dBuV/m)	Limit (dBuV/m)	Margin (dB)	Factor (dB)	Dist (m)	Condition	Azimuth (°)	Height (m)	Comment
AV	11.6506G	53.24	54.00	-0.76	15.51	3	Horizontal	214	1.51	-
PK	11.65132G	70.12	74.00	-3.88	15.51	3	Horizontal	214	1.51	-
PK	17.47398G	65.71	68.20	-2.49	22.40	3	Horizontal	163	1.80	-

802.11ac VHT40_Nss1,(MCS0)_4TX

25/04/2019

5190MHz_TX

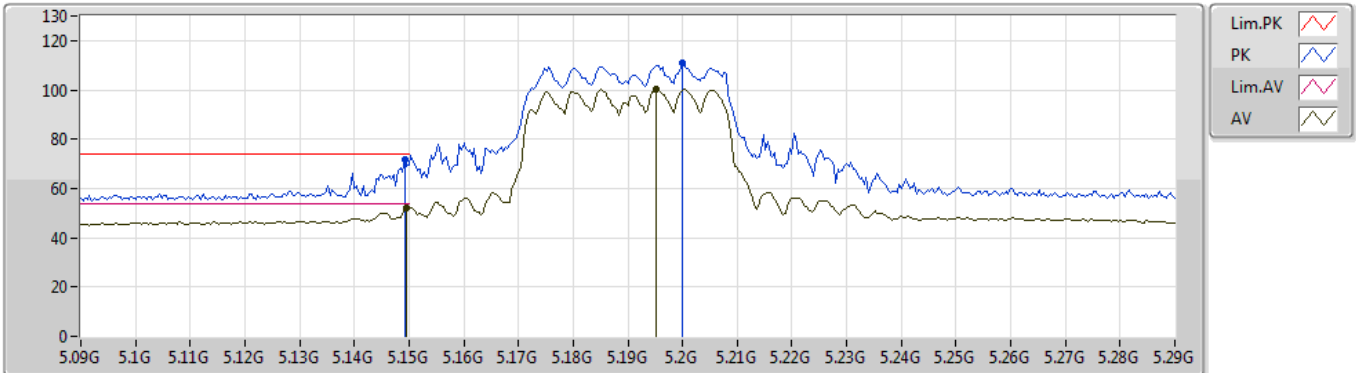


Type	Freq (Hz)	Level (dBuV/m)	Limit (dBuV/m)	Margin (dB)	Factor (dB)	Dist (m)	Condition	Azimuth (°)	Height (m)	Comment
AV	5.148G	52.05	54.00	-1.95	4.09	3	Vertical	203	1.50	-
AV	5.1944G	102.53	Inf	-Inf	4.14	3	Vertical	203	1.50	-
PK	5.1484G	72.69	74.00	-1.31	4.09	3	Vertical	203	1.50	-
PK	5.1948G	111.20	Inf	-Inf	4.14	3	Vertical	203	1.50	-

802.11ac VHT40_Nss1,(MCS0)_4TX

25/04/2019

5190MHz_TX

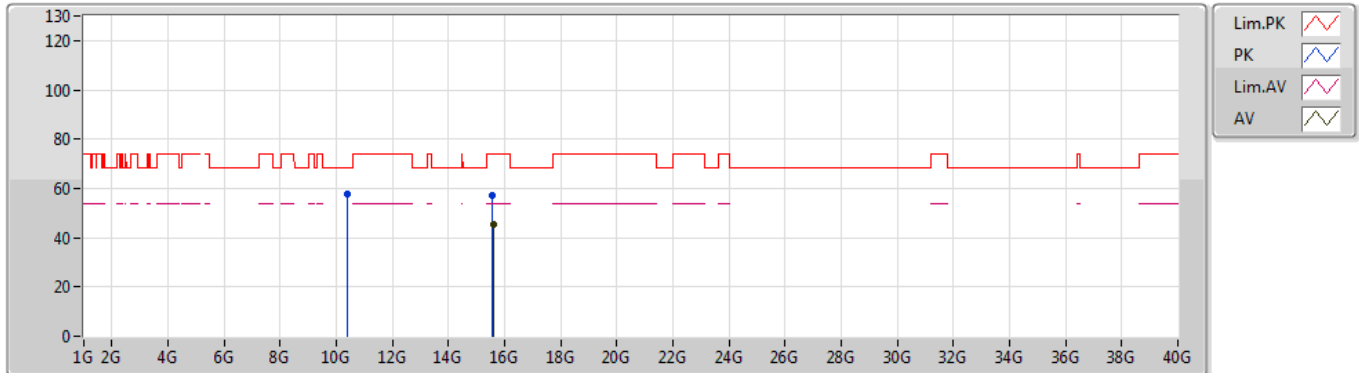


Type	Freq (Hz)	Level (dBuV/m)	Limit (dBuV/m)	Margin (dB)	Factor (dB)	Dist (m)	Condition	Azimuth (°)	Height (m)	Comment
AV	5.1496G	52.38	54.00	-1.62	4.09	3	Horizontal	343	1.43	-
AV	5.1952G	100.27	Inf	-Inf	4.14	3	Horizontal	343	1.43	-
PK	5.1492G	71.87	74.00	-2.13	4.09	3	Horizontal	343	1.43	-
PK	5.2G	110.93	Inf	-Inf	4.15	3	Horizontal	343	1.43	-

802.11ac VHT40_Nss1,(MCS0)_4TX

25/04/2019

5190MHz_TX

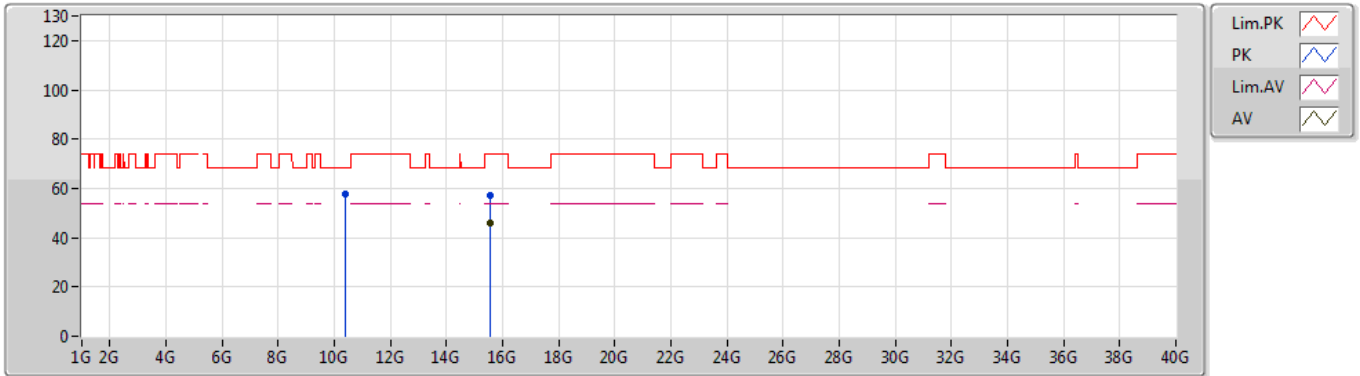


Type	Freq (Hz)	Level (dBuV/m)	Limit (dBuV/m)	Margin (dB)	Factor (dB)	Dist (m)	Condition	Azimuth (°)	Height (m)	Comment
AV	15.58236G	45.53	54.00	-8.47	16.40	3	Vertical	343	2.24	-
PK	10.38516G	57.55	68.20	-10.65	14.49	3	Vertical	71	1.49	-
PK	15.56766G	57.41	74.00	-16.59	16.46	3	Vertical	343	2.24	-

802.11ac VHT40_Nss1,(MCS0)_4TX

25/04/2019

5190MHz_TX

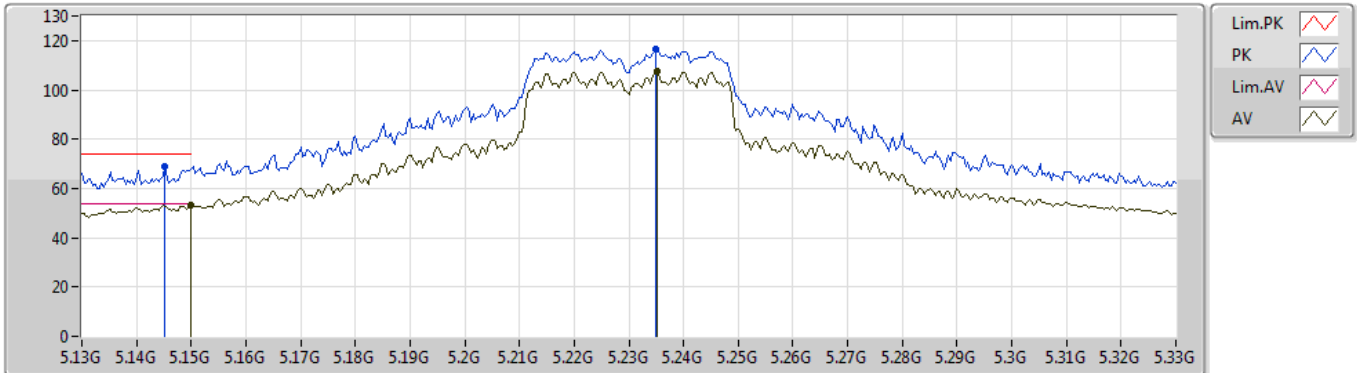


Type	Freq (Hz)	Level (dBuV/m)	Limit (dBuV/m)	Margin (dB)	Factor (dB)	Dist (m)	Condition	Azimuth (°)	Height (m)	Comment
AV	15.57156G	45.79	54.00	-8.21	16.45	3	Horizontal	75	2.23	-
PK	10.37598G	57.48	68.20	-10.72	14.47	3	Horizontal	357	1.96	-
PK	15.57954G	57.16	74.00	-16.84	16.41	3	Horizontal	75	2.23	-

802.11ac VHT40_Nss1,(MCS0)_4TX

25/04/2019

5230MHz_TX

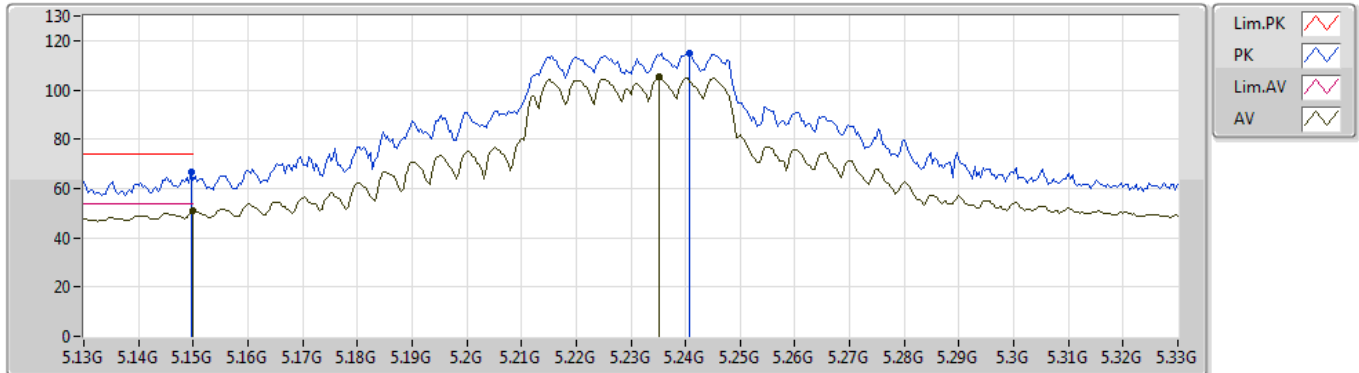


Type	Freq (Hz)	Level (dBuV/m)	Limit (dBuV/m)	Margin (dB)	Factor (dB)	Dist (m)	Condition	Azimuth (°)	Height (m)	Comment
AV	5.15G	53.32	54.00	-0.68	4.09	3	Vertical	209	1.55	-
AV	5.2352G	107.34	Inf	-Inf	4.18	3	Vertical	209	1.55	-
PK	5.1452G	69.03	74.00	-4.97	4.09	3	Vertical	209	1.55	-
PK	5.2348G	116.70	Inf	-Inf	4.18	3	Vertical	209	1.55	-

802.11ac VHT40_Nss1,(MCS0)_4TX

25/04/2019

5230MHz_TX

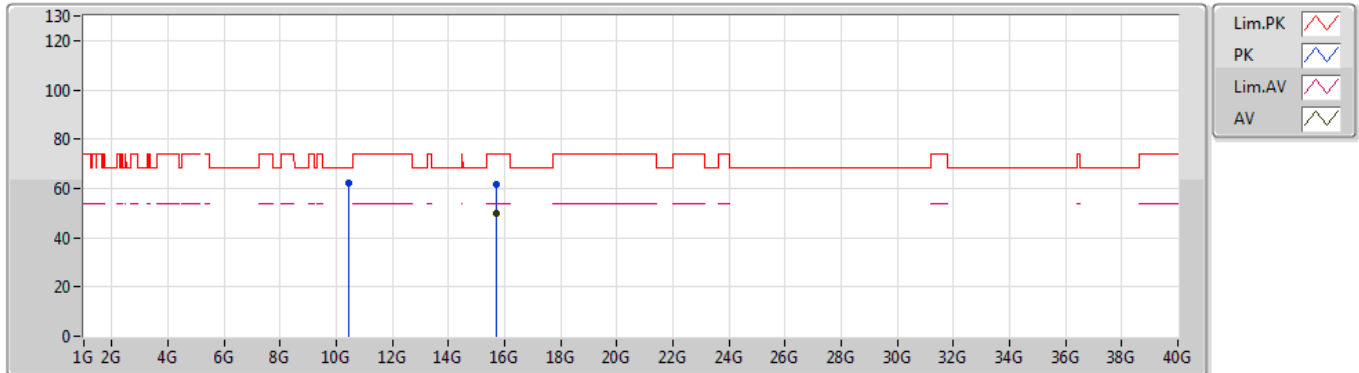


Type	Freq (Hz)	Level (dBuV/m)	Limit (dBuV/m)	Margin (dB)	Factor (dB)	Dist (m)	Condition	Azimuth (°)	Height (m)	Comment
AV	5.15G	50.91	54.00	-3.09	4.09	3	Horizontal	340	1.50	-
AV	5.2352G	105.08	Inf	-Inf	4.18	3	Horizontal	340	1.50	-
PK	5.1496G	66.95	74.00	-7.05	4.09	3	Horizontal	340	1.50	-
PK	5.2408G	115.01	Inf	-Inf	4.19	3	Horizontal	340	1.50	-

802.11ac VHT40_Nss1,(MCS0)_4TX

25/04/2019

5230MHz_TX

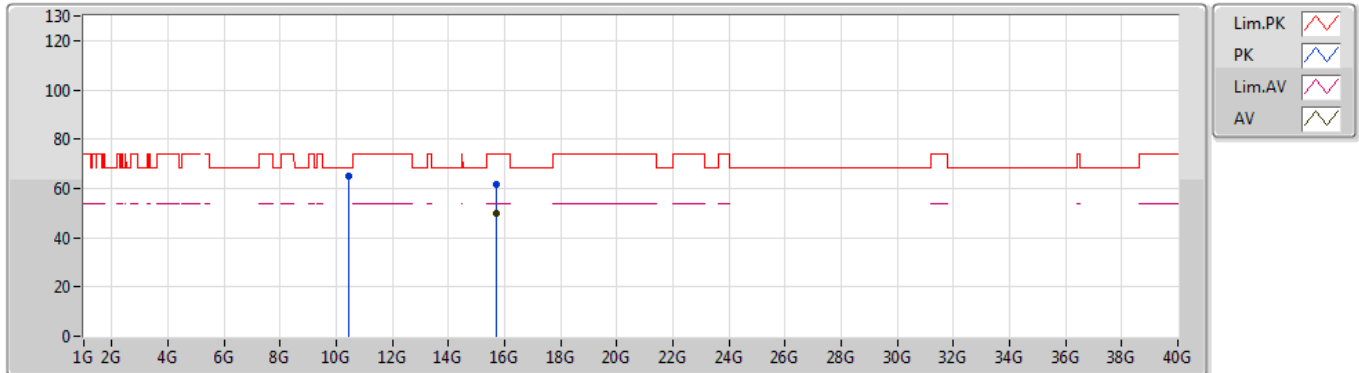


Type	Freq (Hz)	Level (dBuV/m)	Limit (dBuV/m)	Margin (dB)	Factor (dB)	Dist (m)	Condition	Azimuth (°)	Height (m)	Comment
AV	15.68976G	49.92	54.00	-4.08	15.95	3	Vertical	243	1.46	-
PK	10.45544G	62.35	68.20	-5.85	14.61	3	Vertical	73	1.50	-
PK	15.69486G	61.84	74.00	-12.16	15.92	3	Vertical	243	1.46	-

802.11ac VHT40_Nss1,(MCS0)_4TX

25/04/2019

5230MHz_TX

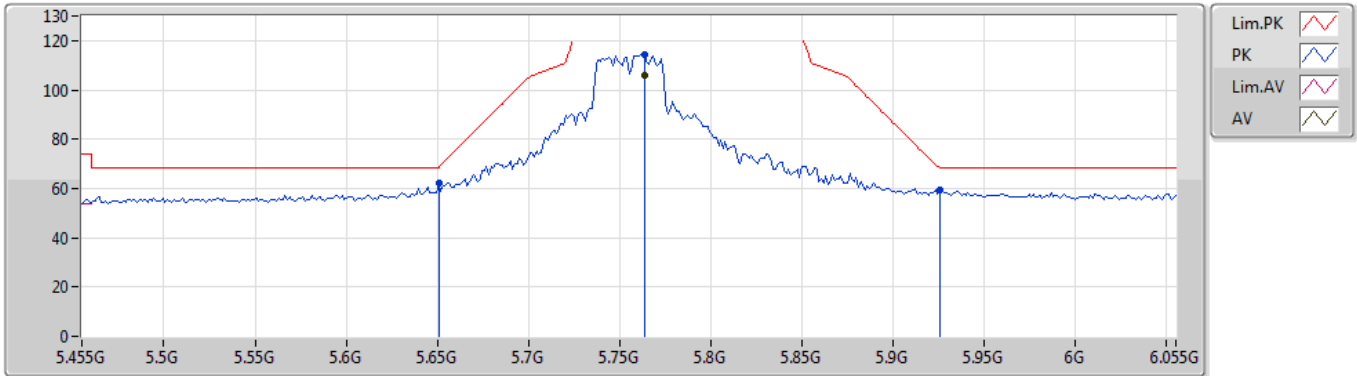


Type	Freq (Hz)	Level (dBuV/m)	Limit (dBuV/m)	Margin (dB)	Factor (dB)	Dist (m)	Condition	Azimuth (°)	Height (m)	Comment
AV	15.68784G	49.71	54.00	-4.29	15.95	3	Horizontal	185	1.32	-
PK	10.46G	64.99	68.20	-3.21	14.61	3	Horizontal	178	1.49	-
PK	15.6978G	61.84	74.00	-12.16	15.91	3	Horizontal	185	1.32	-

802.11ac VHT40_Nss1,(MCS0)_4TX

25/04/2019

5755MHz_TX

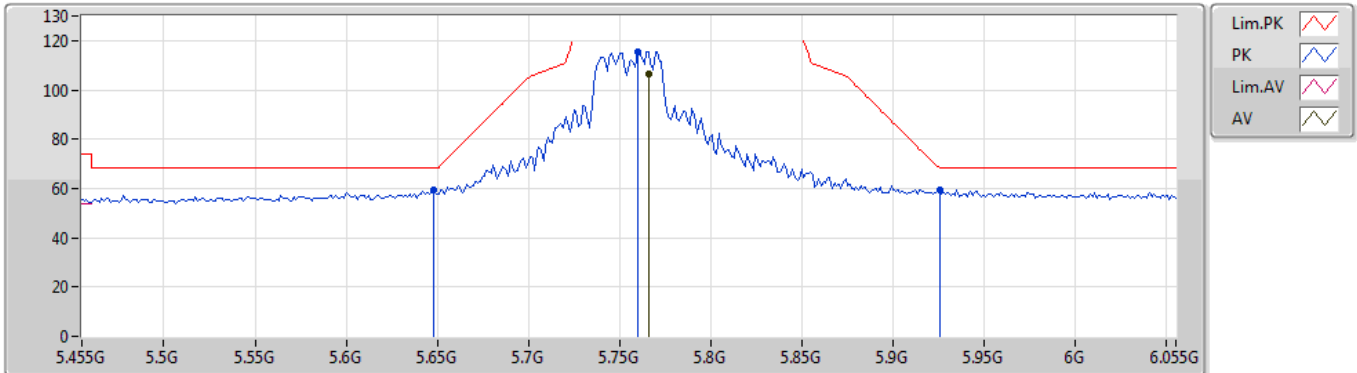


Type	Freq (Hz)	Level (dBuV/m)	Limit (dBuV/m)	Margin (dB)	Factor (dB)	Dist (m)	Condition	Azimuth (°)	Height (m)	Comment
AV	5.7634G	105.73	Inf	-Inf	5.04	3	Vertical	175	1.51	-
PK	5.6506G	62.32	68.64	-6.32	4.80	3	Vertical	175	1.51	-
PK	5.7634G	114.43	Inf	-Inf	5.04	3	Vertical	175	1.51	-
PK	5.9254G	59.29	68.20	-8.91	5.37	3	Vertical	175	1.51	-

802.11ac VHT40_Nss1,(MCS0)_4TX

25/04/2019

5755MHz_TX

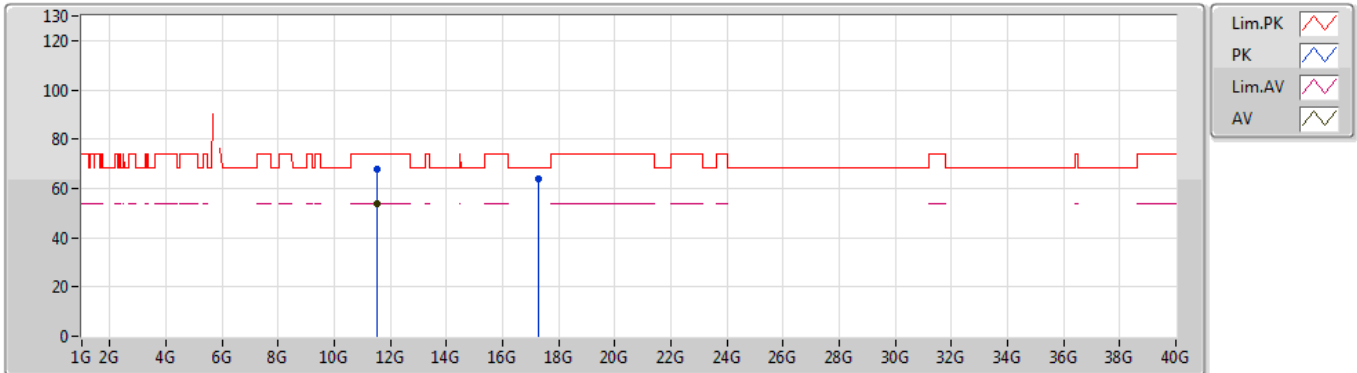


Type	Freq (Hz)	Level (dBuV/m)	Limit (dBuV/m)	Margin (dB)	Factor (dB)	Dist (m)	Condition	Azimuth (°)	Height (m)	Comment
AV	5.7658G	106.47	Inf	-Inf	5.04	3	Horizontal	312	1.26	-
PK	5.6482G	59.49	68.20	-8.71	4.81	3	Horizontal	312	1.26	-
PK	5.7598G	115.70	Inf	-Inf	5.03	3	Horizontal	312	1.26	-
PK	5.9254G	59.53	68.20	-8.67	5.37	3	Horizontal	312	1.26	-

802.11ac VHT40_Nss1,(MCS0)_4TX

25/04/2019

5755MHz_TX

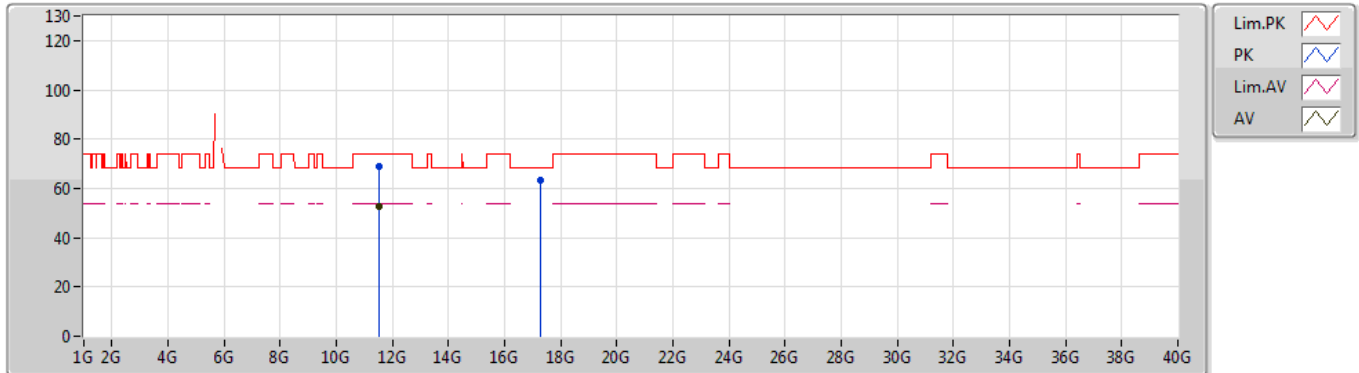


Type	Freq (Hz)	Level (dBuV/m)	Limit (dBuV/m)	Margin (dB)	Factor (dB)	Dist (m)	Condition	Azimuth (°)	Height (m)	Comment
AV	11.51384G	53.68	54.00	-0.32	15.55	3	Vertical	356	2.89	-
PK	11.50916G	67.73	74.00	-6.27	15.55	3	Vertical	356	2.89	-
PK	17.27082G	63.90	68.20	-4.30	20.86	3	Vertical	243	1.50	-

802.11ac VHT40_Nss1,(MCS0)_4TX

25/04/2019

5755MHz_TX

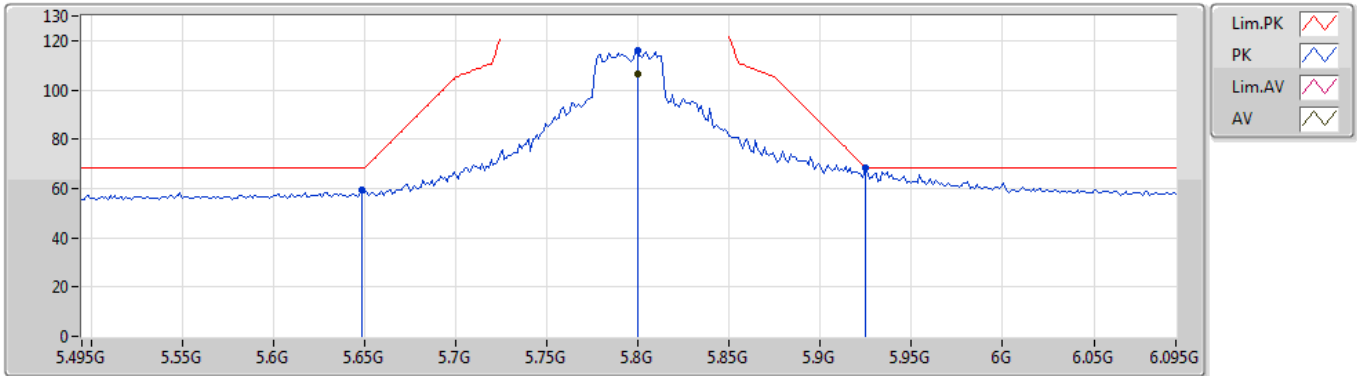


Type	Freq (Hz)	Level (dBuV/m)	Limit (dBuV/m)	Margin (dB)	Factor (dB)	Dist (m)	Condition	Azimuth (°)	Height (m)	Comment
AV	11.5088G	52.84	54.00	-1.16	15.55	3	Horizontal	243	1.50	-
PK	11.50874G	68.78	74.00	-5.22	15.55	3	Horizontal	65	1.50	-
PK	17.26152G	63.54	68.20	-4.66	20.79	3	Horizontal	310	2.19	-

802.11ac VHT40_Nss1,(MCS0)_4TX

25/04/2019

5795MHz_TX

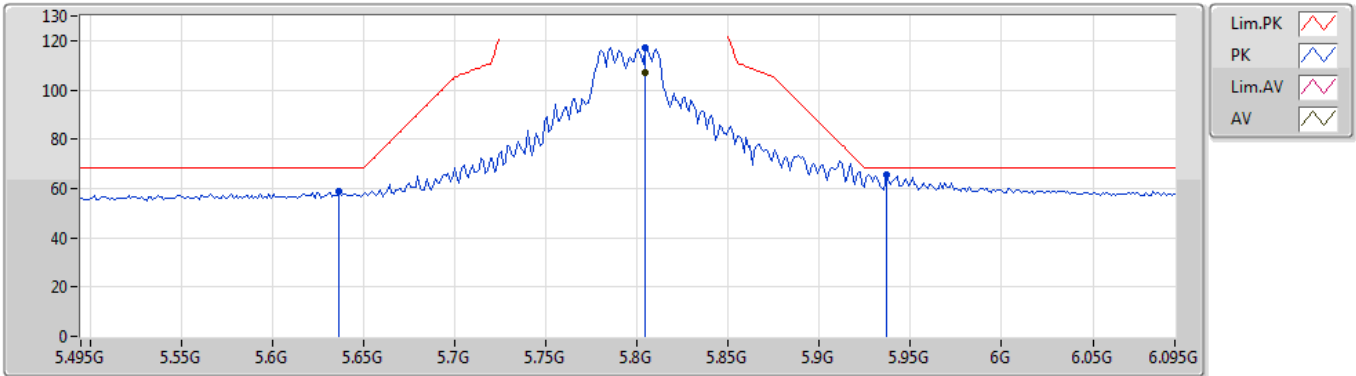


Type	Freq (Hz)	Level (dBuV/m)	Limit (dBuV/m)	Margin (dB)	Factor (dB)	Dist (m)	Condition	Azimuth (°)	Height (m)	Comment
AV	5.7998G	106.41	Inf	-Inf	5.11	3	Vertical	295	1.49	-
PK	5.6486G	59.12	68.20	-9.08	4.81	3	Vertical	295	1.49	-
PK	5.7998G	116.13	Inf	-Inf	5.11	3	Vertical	295	1.49	-
PK	5.9246G	68.22	68.50	-0.28	5.36	3	Vertical	295	1.49	-

802.11ac VHT40_Nss1,(MCS0)_4TX

25/04/2019

5795MHz_TX

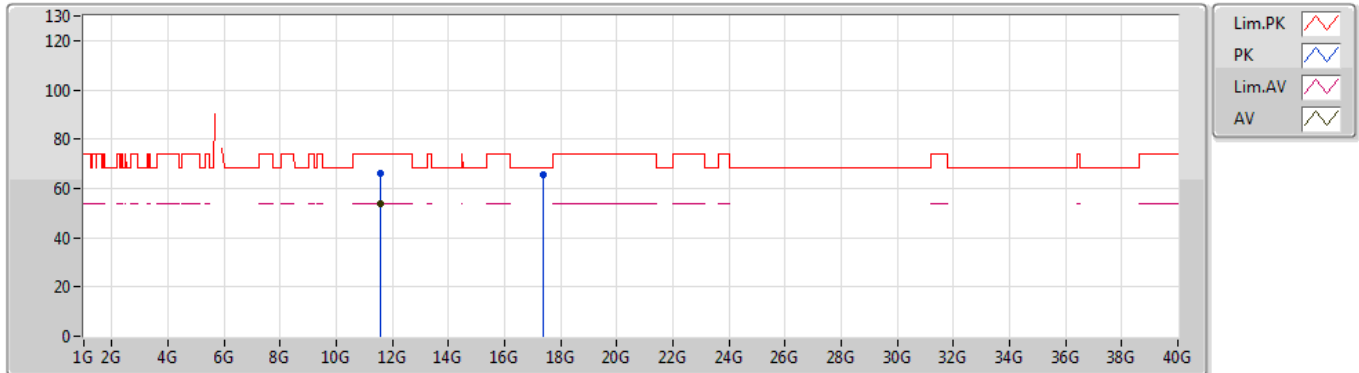


Type	Freq (Hz)	Level (dBuV/m)	Limit (dBuV/m)	Margin (dB)	Factor (dB)	Dist (m)	Condition	Azimuth (°)	Height (m)	Comment
AV	5.8046G	107.18	Inf	-Inf	5.12	3	Horizontal	20	1.23	-
PK	5.6366G	58.59	68.20	-9.61	4.78	3	Horizontal	20	1.23	-
PK	5.8046G	117.18	Inf	-Inf	5.12	3	Horizontal	20	1.23	-
PK	5.9366G	65.60	68.20	-2.60	5.39	3	Horizontal	20	1.23	-

802.11ac VHT40_Nss1,(MCS0)_4TX

25/04/2019

5795MHz_TX

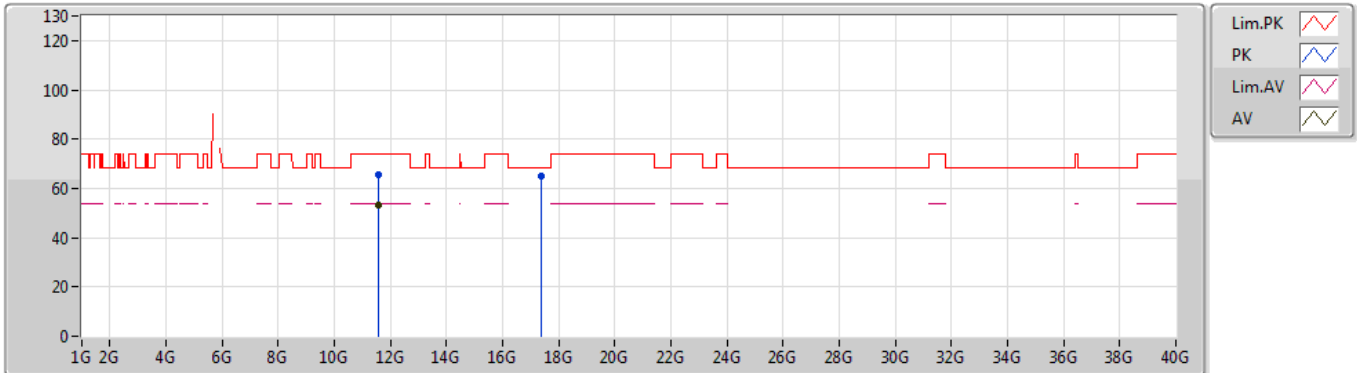


Type	Freq (Hz)	Level (dBuV/m)	Limit (dBuV/m)	Margin (dB)	Factor (dB)	Dist (m)	Condition	Azimuth (°)	Height (m)	Comment
AV	11.58946G	53.73	54.00	-0.27	15.53	3	Vertical	63	2.90	-
PK	11.59078G	66.31	74.00	-7.69	15.53	3	Vertical	63	2.90	-
PK	17.38506G	65.32	68.20	-2.88	21.73	3	Vertical	228	2.50	-

802.11ac VHT40_Nss1,(MCS0)_4TX

25/04/2019

5795MHz_TX

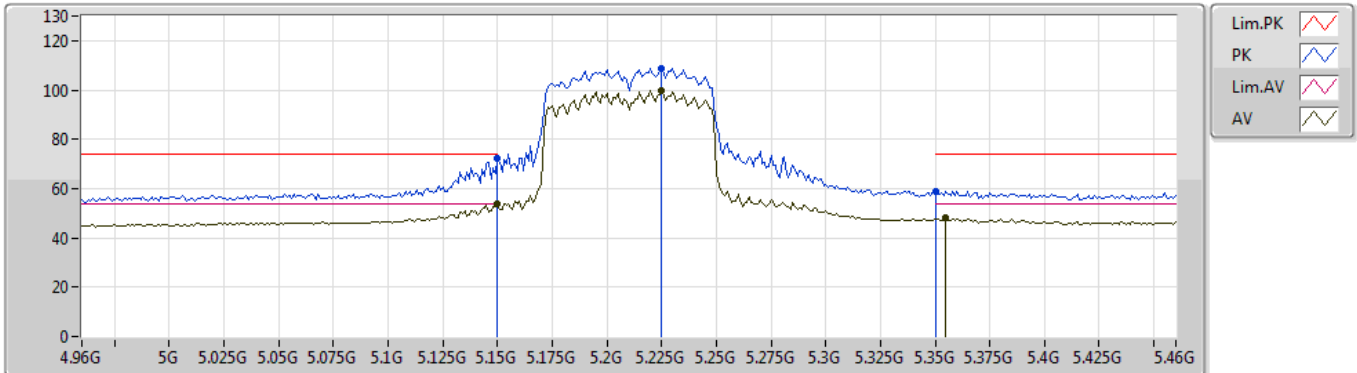


Type	Freq (Hz)	Level (dBuV/m)	Limit (dBuV/m)	Margin (dB)	Factor (dB)	Dist (m)	Condition	Azimuth (°)	Height (m)	Comment
AV	11.5903G	53.45	54.00	-0.55	15.53	3	Horizontal	248	1.33	-
PK	11.59042G	65.42	74.00	-8.58	15.53	3	Horizontal	248	1.33	-
PK	17.38404G	64.96	68.20	-3.24	21.72	3	Horizontal	199	1.60	-

802.11ac VHT80_Nss1,(MCS0)_4TX

26/04/2019

5210MHz_TX

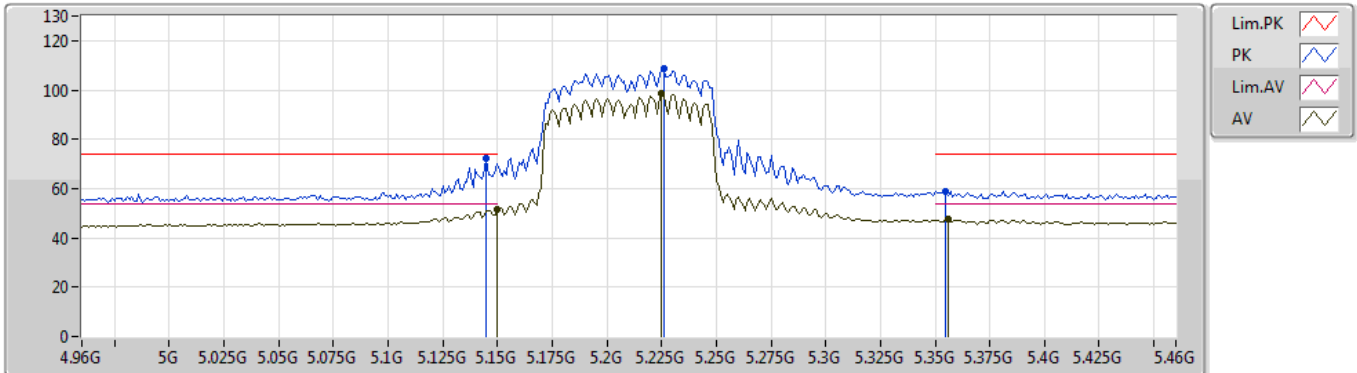


Type	Freq (Hz)	Level (dBuV/m)	Limit (dBuV/m)	Margin (dB)	Factor (dB)	Dist (m)	Condition	Azimuth (°)	Height (m)	Comment
AV	5.15G	53.65	54.00	-0.35	4.09	3	Vertical	245	1.52	-
AV	5.225G	99.84	Inf	-Inf	4.19	3	Vertical	245	1.52	-
AV	5.355G	48.04	54.00	-5.96	4.32	3	Vertical	245	1.52	-
PK	5.15G	72.27	74.00	-1.73	4.09	3	Vertical	245	1.52	-
PK	5.225G	108.94	Inf	-Inf	4.19	3	Vertical	245	1.52	-
PK	5.35G	58.97	74.00	-15.03	4.32	3	Vertical	245	1.52	-

802.11ac VHT80_Nss1,(MCS0)_4TX

26/04/2019

5210MHz_TX

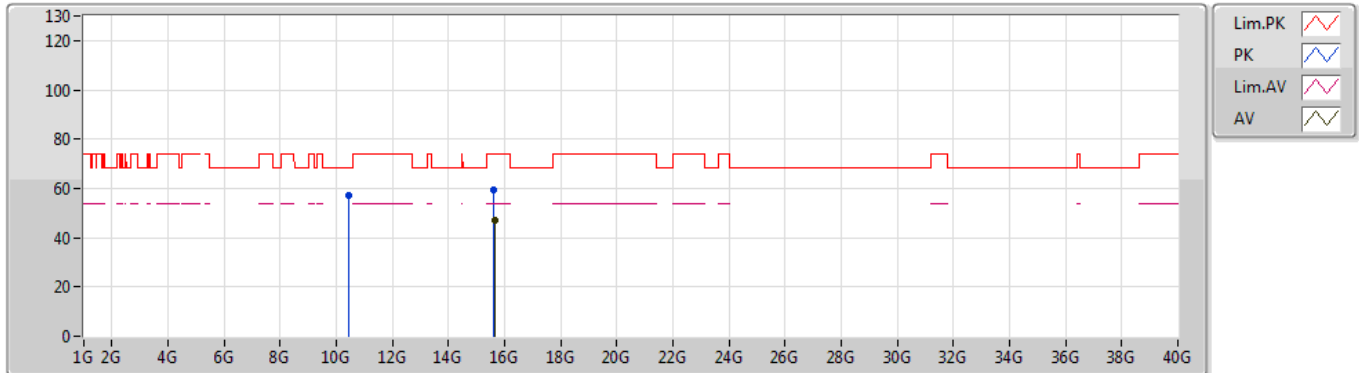


Type	Freq (Hz)	Level (dBuV/m)	Limit (dBuV/m)	Margin (dB)	Factor (dB)	Dist (m)	Condition	Azimuth (°)	Height (m)	Comment
AV	5.15G	51.53	54.00	-2.47	4.09	3	Horizontal	19	1.43	-
AV	5.225G	98.38	Inf	-Inf	4.19	3	Horizontal	19	1.43	-
AV	5.356G	47.40	54.00	-6.60	4.32	3	Horizontal	19	1.43	-
PK	5.145G	72.26	74.00	-1.74	4.09	3	Horizontal	19	1.43	-
PK	5.226G	108.44	Inf	-Inf	4.18	3	Horizontal	19	1.43	-
PK	5.355G	58.96	74.00	-15.04	4.32	3	Horizontal	19	1.43	-

802.11ac VHT80_Nss1,(MCS0)_4TX

26/04/2019

5210MHz_TX

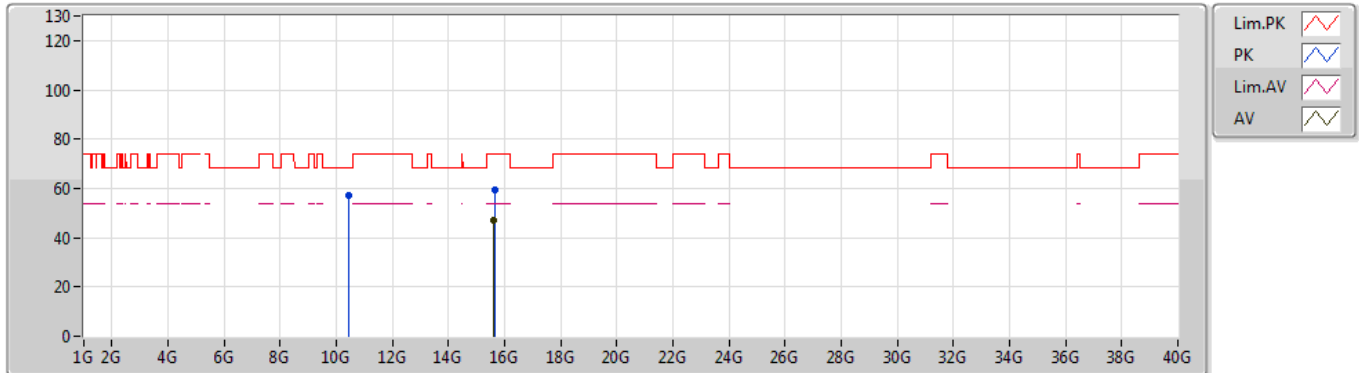


Type	Freq (Hz)	Level (dBuV/m)	Limit (dBuV/m)	Margin (dB)	Factor (dB)	Dist (m)	Condition	Azimuth (°)	Height (m)	Comment
AV	15.63504G	47.17	54.00	-6.83	16.18	3	Vertical	115	1.97	-
PK	10.4245G	57.21	68.20	-10.99	14.55	3	Vertical	127	1.49	-
PK	15.62802G	59.33	74.00	-14.67	16.21	3	Vertical	115	1.97	-

802.11ac VHT80_Nss1,(MCS0)_4TX

26/04/2019

5210MHz_TX

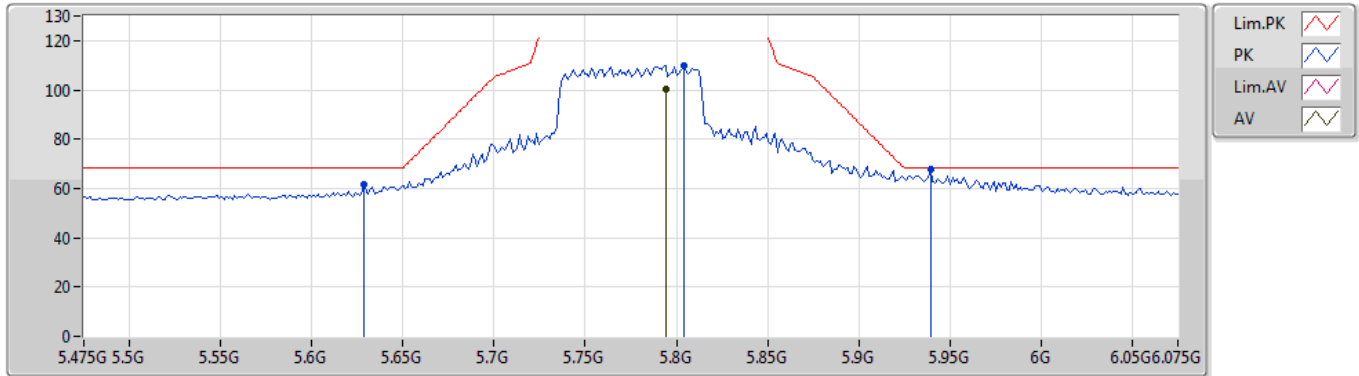


Type	Freq (Hz)	Level (dBuV/m)	Limit (dBuV/m)	Margin (dB)	Factor (dB)	Dist (m)	Condition	Azimuth (°)	Height (m)	Comment
AV	15.62496G	47.11	54.00	-6.89	16.22	3	Horizontal	248	1.15	-
PK	10.42318G	57.08	68.20	-11.12	14.55	3	Horizontal	224	2.51	-
PK	15.6336G	59.40	74.00	-14.60	16.19	3	Horizontal	248	1.15	-

802.11ac VHT80_Nss1,(MCS0)_4TX

25/04/2019

5775MHz_TX

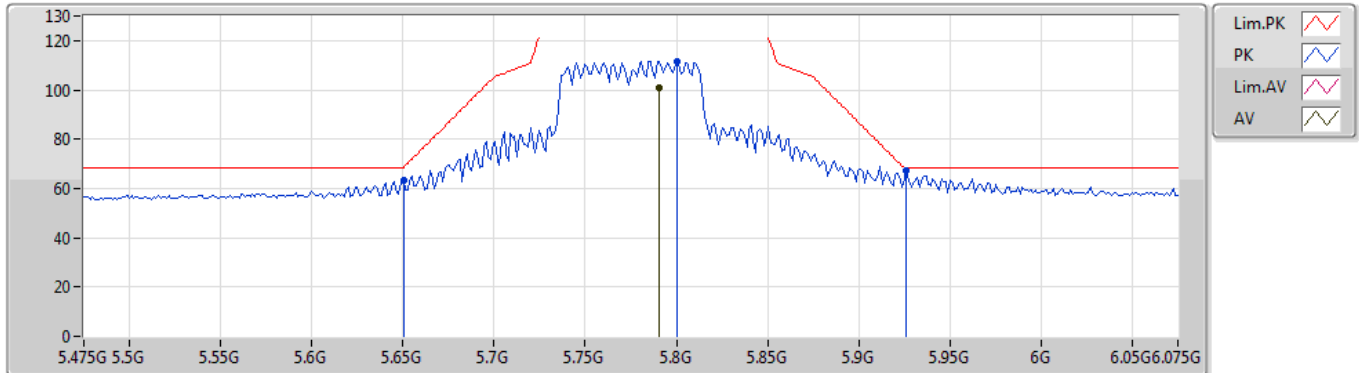


Type	Freq (Hz)	Level (dBuV/m)	Limit (dBuV/m)	Margin (dB)	Factor (dB)	Dist (m)	Condition	Azimuth (°)	Height (m)	Comment
AV	5.7942G	100.17	Inf	-Inf	5.09	3	Vertical	291	1.50	-
PK	5.6286G	61.60	68.20	-6.60	4.77	3	Vertical	291	1.50	-
PK	5.8038G	109.92	Inf	-Inf	5.12	3	Vertical	291	1.50	-
PK	5.9394G	67.95	68.20	-0.25	5.40	3	Vertical	291	1.50	-

802.11ac VHT80_Nss1,(MCS0)_4TX

25/04/2019

5775MHz_TX

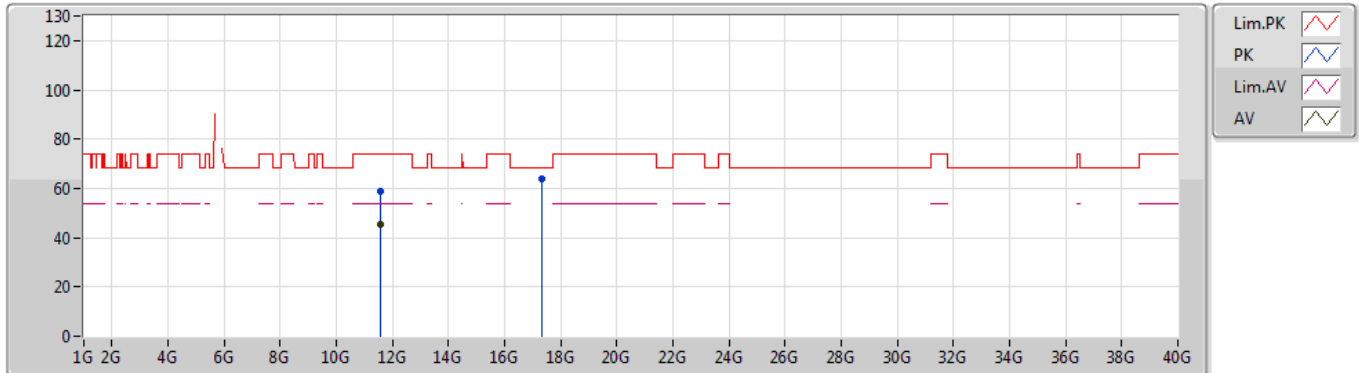


Type	Freq (Hz)	Level (dBuV/m)	Limit (dBuV/m)	Margin (dB)	Factor (dB)	Dist (m)	Condition	Azimuth (°)	Height (m)	Comment
AV	5.7906G	100.80	Inf	-Inf	5.09	3	Horizontal	18	1.27	-
PK	5.6502G	63.39	68.35	-4.96	4.80	3	Horizontal	18	1.27	-
PK	5.8002G	111.67	Inf	-Inf	5.11	3	Horizontal	18	1.27	-
PK	5.9262G	67.20	68.20	-1.00	5.37	3	Horizontal	18	1.27	-

802.11ac VHT80_Nss1,(MCS0)_4TX

25/04/2019

5775MHz_TX

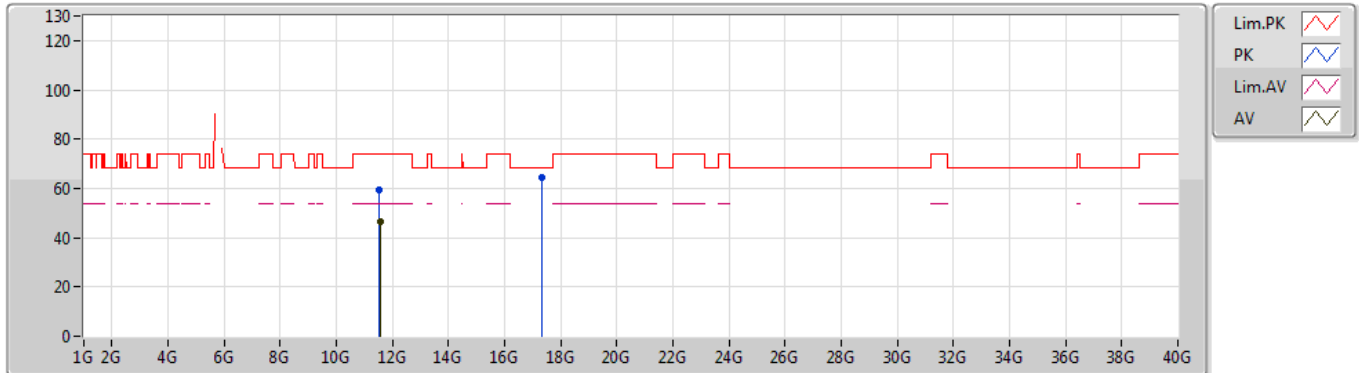


Type	Freq (Hz)	Level (dBuV/m)	Limit (dBuV/m)	Margin (dB)	Factor (dB)	Dist (m)	Condition	Azimuth (°)	Height (m)	Comment
AV	11.55846G	45.44	54.00	-8.56	15.54	3	Vertical	103	1.49	-
PK	11.5584G	58.87	74.00	-15.13	15.54	3	Vertical	103	1.49	-
PK	17.3241G	64.12	68.20	-4.08	21.26	3	Vertical	156	1.50	-

802.11ac VHT80_Nss1,(MCS0)_4TX

25/04/2019

5775MHz_TX



Type	Freq (Hz)	Level (dBuV/m)	Limit (dBuV/m)	Margin (dB)	Factor (dB)	Dist (m)	Condition	Azimuth (°)	Height (m)	Comment
AV	11.55876G	46.34	54.00	-7.66	15.54	3	Horizontal	124	1.55	-
PK	11.54382G	59.31	74.00	-14.69	15.54	3	Horizontal	124	1.55	-
PK	17.32614G	64.16	68.20	-4.04	21.28	3	Horizontal	2	2.56	-



Summary

Mode	Result	Type	Freq (Hz)	Level (dBuV/m)	Limit (dBuV/m)	Margin (dB)	Factor (dB)	Dist (m)	Condition	Azimuth (°)	Height (m)	Comments
5.15-5.25GHz	-	-	-	-	-	-	-	-	-	-	-	-
802.11ac VHT20-BF_Nss1,(MCS0)_4TX	Pass	PK	10.40192G	67.93	68.20	-0.27	14.52	3	Horizontal	99	1.71	-
802.11ac VHT40-BF_Nss1,(MCS0)_4TX	Pass	AV	5.1492G	53.75	54.00	-0.25	4.09	3	Vertical	219	2.67	-
802.11ac VHT80-BF_Nss1,(MCS0)_4TX	Pass	PK	5.148G	73.89	74.00	-0.11	4.09	3	Vertical	289	1.64	-
5.725-5.85GHz	-	-	-	-	-	-	-	-	-	-	-	-
802.11ac VHT20-BF_Nss1,(MCS0)_4TX	Pass	AV	11.56976G	53.78	54.00	-0.22	15.53	3	Horizontal	283	1.38	-
802.11ac VHT40-BF_Nss1,(MCS0)_4TX	Pass	AV	11.51197G	53.90	54.00	-0.10	15.54	3	Horizontal	251	1.38	-
802.11ac VHT80-BF_Nss1,(MCS0)_4TX	Pass	PK	5.9298G	68.08	68.20	-0.12	5.38	3	Horizontal	14	1.49	-



Result

Mode	Result	Type	Freq (Hz)	Level (dBuV/m)	Limit (dBuV/m)	Margin (dB)	Factor (dB)	Dist (m)	Condition	Azimuth (°)	Height (m)	Comments
802.11ac VHT20-BF_Nss1,(MCS0)_4TX	-	-	-	-	-	-	-	-	-	-	-	-
5180MHz	Pass	AV	5.15G	50.25	54.00	-3.75	4.09	3	Vertical	179	1.50	-
5180MHz	Pass	AV	5.1846G	108.37	Inf	-Inf	4.13	3	Vertical	179	1.50	-
5180MHz	Pass	PK	5.148G	66.02	74.00	-7.98	4.09	3	Vertical	179	1.50	-
5180MHz	Pass	PK	5.186G	117.85	Inf	-Inf	4.13	3	Vertical	179	1.50	-
5180MHz	Pass	AV	5.15G	53.68	54.00	-0.32	4.09	3	Horizontal	31	1.50	-
5180MHz	Pass	AV	5.1734G	108.23	Inf	-Inf	4.11	3	Horizontal	31	1.50	-
5180MHz	Pass	PK	5.1494G	70.14	74.00	-3.86	4.09	3	Horizontal	31	1.50	-
5180MHz	Pass	PK	5.1738G	117.61	Inf	-Inf	4.11	3	Horizontal	31	1.50	-
5180MHz	Pass	PK	10.36138G	63.84	68.20	-4.36	14.45	3	Vertical	328	1.50	-
5180MHz	Pass	PK	10.35976G	66.82	68.20	-1.38	14.44	3	Horizontal	231	1.50	-
5200MHz	Pass	AV	5.15G	50.06	54.00	-3.94	4.09	3	Vertical	239	2.73	-
5200MHz	Pass	AV	5.196G	106.89	Inf	-Inf	4.15	3	Vertical	239	2.73	-
5200MHz	Pass	PK	5.1484G	67.35	74.00	-6.65	4.09	3	Vertical	239	2.73	-
5200MHz	Pass	PK	5.198G	119.26	Inf	-Inf	4.15	3	Vertical	239	2.73	-
5200MHz	Pass	AV	5.144G	50.89	54.00	-3.11	4.09	3	Horizontal	21	1.67	-
5200MHz	Pass	AV	5.2084G	111.43	Inf	-Inf	4.16	3	Horizontal	21	1.67	-
5200MHz	Pass	PK	5.1488G	64.00	74.00	-10.00	4.09	3	Horizontal	21	1.67	-
5200MHz	Pass	PK	5.208G	120.51	Inf	-Inf	4.15	3	Horizontal	21	1.67	-
5200MHz	Pass	PK	10.40162G	65.33	68.20	-2.87	14.52	3	Vertical	129	1.40	-
5200MHz	Pass	PK	10.40192G	67.93	68.20	-0.27	14.52	3	Horizontal	99	1.71	-
5240MHz	Pass	AV	5.15G	48.20	54.00	-5.80	4.09	3	Vertical	4	2.69	-
5240MHz	Pass	AV	5.2448G	111.42	Inf	-Inf	4.20	3	Vertical	4	2.69	-
5240MHz	Pass	AV	5.3504G	47.23	54.00	-6.77	4.32	3	Vertical	4	2.69	-
5240MHz	Pass	PK	5.1476G	64.33	74.00	-9.67	4.09	3	Vertical	4	2.69	-
5240MHz	Pass	PK	5.2466G	121.03	Inf	-Inf	4.20	3	Vertical	4	2.69	-
5240MHz	Pass	PK	5.351G	60.02	74.00	-13.98	4.32	3	Vertical	4	2.69	-
5240MHz	Pass	AV	5.15G	46.52	54.00	-7.48	4.09	3	Horizontal	77	1.47	-
5240MHz	Pass	AV	5.2436G	111.13	Inf	-Inf	4.20	3	Horizontal	77	1.47	-
5240MHz	Pass	AV	5.3522G	47.99	54.00	-6.01	4.32	3	Horizontal	77	1.47	-
5240MHz	Pass	PK	5.1434G	58.38	74.00	-15.62	4.09	3	Horizontal	77	1.47	-
5240MHz	Pass	PK	5.246G	120.59	Inf	-Inf	4.20	3	Horizontal	77	1.47	-
5240MHz	Pass	PK	5.3558G	60.44	74.00	-13.56	4.32	3	Horizontal	77	1.47	-
5240MHz	Pass	PK	10.48156G	65.28	68.20	-2.92	14.65	3	Vertical	79	1.50	-
5240MHz	Pass	PK	10.47984G	67.84	68.20	-0.36	14.66	3	Horizontal	266	1.48	-
5745MHz	Pass	AV	5.7486G	108.92	Inf	-Inf	5.01	3	Vertical	180	1.50	-
5745MHz	Pass	PK	5.5134G	59.71	68.20	-8.49	4.53	3	Vertical	180	1.50	-
5745MHz	Pass	PK	5.7474G	118.04	Inf	-Inf	5.01	3	Vertical	180	1.50	-
5745MHz	Pass	PK	5.9898G	61.87	68.20	-6.33	5.50	3	Vertical	180	1.50	-
5745MHz	Pass	AV	5.7378G	111.61	Inf	-Inf	4.98	3	Horizontal	24	1.29	-
5745MHz	Pass	PK	5.5146G	58.74	68.20	-9.46	4.53	3	Horizontal	24	1.29	-
5745MHz	Pass	PK	5.7378G	120.73	Inf	-Inf	4.98	3	Horizontal	24	1.29	-
5745MHz	Pass	PK	5.9898G	65.32	68.20	-2.88	5.50	3	Horizontal	24	1.29	-
5745MHz	Pass	AV	11.49G	52.03	54.00	-1.97	15.56	3	Vertical	96	1.46	-
5745MHz	Pass	PK	11.49G	67.51	74.00	-6.49	15.56	3	Vertical	96	1.46	-
5745MHz	Pass	AV	11.48922G	53.49	54.00	-0.51	15.57	3	Horizontal	251	1.49	-
5745MHz	Pass	PK	11.49216G	69.25	74.00	-4.75	15.56	3	Horizontal	251	1.49	-
5785MHz	Pass	AV	5.7826G	108.87	Inf	-Inf	5.07	3	Vertical	211	2.23	-



Mode	Result	Type	Freq (Hz)	Level (dBuV/m)	Limit (dBuV/m)	Margin (dB)	Factor (dB)	Dist (m)	Condition	Azimuth (°)	Height (m)	Comments
5785MHz	Pass	PK	5.6314G	57.55	68.20	-10.65	4.77	3	Vertical	211	2.23	-
5785MHz	Pass	PK	5.791G	117.94	Inf	-Inf	5.09	3	Vertical	211	2.23	-
5785MHz	Pass	PK	5.941G	59.62	68.20	-8.58	5.41	3	Vertical	211	2.23	-
5785MHz	Pass	AV	5.7922G	113.31	Inf	-Inf	5.09	3	Horizontal	18	2.37	-
5785MHz	Pass	PK	5.5522G	57.42	68.20	-10.78	4.60	3	Horizontal	18	2.37	-
5785MHz	Pass	PK	5.7922G	121.98	Inf	-Inf	5.09	3	Horizontal	18	2.37	-
5785MHz	Pass	PK	5.947G	60.77	68.20	-7.43	5.42	3	Horizontal	18	2.37	-
5785MHz	Pass	AV	11.57174G	53.46	54.00	-0.54	15.53	3	Vertical	66	2.99	-
5785MHz	Pass	PK	11.56976G	71.14	74.00	-2.86	15.53	3	Vertical	66	2.99	-
5785MHz	Pass	AV	11.56976G	53.78	54.00	-0.22	15.53	3	Horizontal	283	1.38	-
5785MHz	Pass	PK	11.56916G	69.08	74.00	-4.92	15.53	3	Horizontal	283	1.38	-
5825MHz	Pass	AV	5.8286G	107.76	Inf	-Inf	5.17	3	Vertical	200	2.79	-
5825MHz	Pass	PK	5.5766G	57.17	68.20	-11.03	4.66	3	Vertical	200	2.79	-
5825MHz	Pass	PK	5.8298G	116.77	Inf	-Inf	5.17	3	Vertical	200	2.79	-
5825MHz	Pass	PK	5.9402G	59.25	68.20	-8.95	5.40	3	Vertical	200	2.79	-
5825MHz	Pass	AV	5.8334G	111.13	Inf	-Inf	5.18	3	Horizontal	23	1.38	-
5825MHz	Pass	PK	5.5826G	57.02	68.20	-11.18	4.67	3	Horizontal	23	1.38	-
5825MHz	Pass	PK	5.8322G	119.72	Inf	-Inf	5.18	3	Horizontal	23	1.38	-
5825MHz	Pass	PK	5.9786G	60.22	68.20	-7.98	5.47	3	Horizontal	23	1.38	-
5825MHz	Pass	AV	11.65234G	53.17	54.00	-0.83	15.51	3	Vertical	53	2.42	-
5825MHz	Pass	PK	11.65156G	67.99	74.00	-6.01	15.51	3	Vertical	53	2.42	-
5825MHz	Pass	AV	11.65042G	53.66	54.00	-0.34	15.51	3	Horizontal	279	1.55	-
5825MHz	Pass	PK	11.6485G	71.02	74.00	-2.98	15.51	3	Horizontal	279	1.55	-
802.11ac VHT40-BF_Nss1,(MCS0)_4TX	-	-	-	-	-	-	-	-	-	-	-	-
5190MHz	Pass	AV	5.15G	49.26	54.00	-4.74	4.09	3	Vertical	172	1.49	-
5190MHz	Pass	AV	5.2072G	101.01	Inf	-Inf	4.15	3	Vertical	172	1.49	-
5190MHz	Pass	PK	5.15G	68.99	74.00	-5.01	4.09	3	Vertical	172	1.49	-
5190MHz	Pass	PK	5.2012G	111.12	Inf	-Inf	4.15	3	Vertical	172	1.49	-
5190MHz	Pass	AV	5.15G	52.07	54.00	-1.93	4.09	3	Horizontal	11	1.47	-
5190MHz	Pass	AV	5.2072G	97.81	Inf	-Inf	4.15	3	Horizontal	11	1.47	-
5190MHz	Pass	PK	5.1484G	73.10	74.00	-0.90	4.09	3	Horizontal	11	1.47	-
5190MHz	Pass	PK	5.2072G	106.94	Inf	-Inf	4.15	3	Horizontal	11	1.47	-
5190MHz	Pass	PK	10.38248G	58.97	68.20	-9.23	14.48	3	Vertical	231	1.50	-
5190MHz	Pass	PK	10.37934G	57.37	68.20	-10.83	14.47	3	Horizontal	226	1.51	-
5230MHz	Pass	AV	5.1492G	53.75	54.00	-0.25	4.09	3	Vertical	219	2.67	-
5230MHz	Pass	AV	5.212G	99.14	Inf	-Inf	4.17	3	Vertical	219	2.67	-
5230MHz	Pass	PK	5.1452G	71.95	74.00	-2.05	4.09	3	Vertical	219	2.67	-
5230MHz	Pass	PK	5.212G	107.95	Inf	-Inf	4.17	3	Vertical	219	2.67	-
5230MHz	Pass	AV	5.15G	52.56	54.00	-1.44	4.09	3	Horizontal	111	1.41	-
5230MHz	Pass	AV	5.2472G	98.87	Inf	-Inf	4.20	3	Horizontal	111	1.41	-
5230MHz	Pass	PK	5.1452G	69.13	74.00	-4.87	4.09	3	Horizontal	111	1.41	-
5230MHz	Pass	PK	5.2476G	108.37	Inf	-Inf	4.20	3	Horizontal	111	1.41	-
5230MHz	Pass	PK	10.45946G	63.17	68.20	-5.03	14.61	3	Vertical	228	1.48	-
5230MHz	Pass	PK	10.46024G	66.01	68.20	-2.19	14.61	3	Horizontal	222	1.44	-
5755MHz	Pass	AV	5.7598G	108.77	Inf	-Inf	5.03	3	Vertical	290	1.51	-
5755MHz	Pass	PK	5.6506G	67.23	68.64	-1.41	4.80	3	Vertical	290	1.51	-
5755MHz	Pass	PK	5.7622G	118.83	Inf	-Inf	5.04	3	Vertical	290	1.51	-
5755MHz	Pass	PK	5.9242G	65.83	68.79	-2.96	5.36	3	Vertical	290	1.51	-
5755MHz	Pass	AV	5.7646G	110.07	Inf	-Inf	5.04	3	Horizontal	17	1.50	-



RSE TX above 1GHz-Beamforming

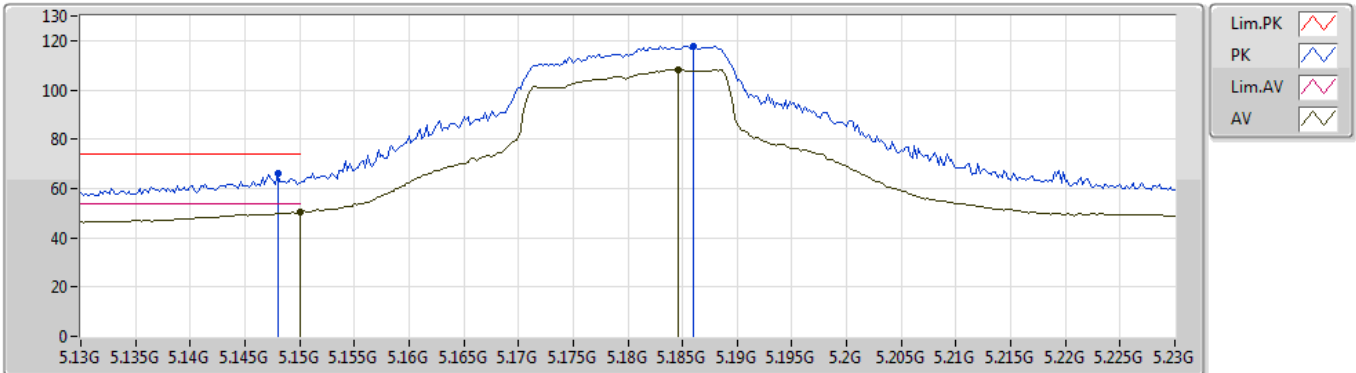
Appendix E.4

Mode	Result	Type	Freq (Hz)	Level (dBuV/m)	Limit (dBuV/m)	Margin (dB)	Factor (dB)	Dist (m)	Condition	Azimuth (°)	Height (m)	Comments
5755MHz	Pass	PK	5.635G	62.94	68.20	-5.26	4.78	3	Horizontal	17	1.50	-
5755MHz	Pass	PK	5.7622G	120.11	Inf	-Inf	5.04	3	Horizontal	17	1.50	-
5755MHz	Pass	PK	5.9278G	63.41	68.20	-4.79	5.38	3	Horizontal	17	1.50	-
5755MHz	Pass	AV	11.51224G	52.74	54.00	-1.26	15.54	3	Vertical	63	2.65	-
5755MHz	Pass	PK	11.50975G	66.95	74.00	-7.05	15.55	3	Vertical	63	2.65	-
5755MHz	Pass	AV	11.51197G	53.90	54.00	-0.10	15.54	3	Horizontal	251	1.38	-
5755MHz	Pass	PK	11.50988G	69.96	74.00	-4.04	15.55	3	Horizontal	251	1.38	-
5795MHz	Pass	AV	5.7842G	104.91	Inf	-Inf	5.08	3	Vertical	140	1.32	-
5795MHz	Pass	PK	5.6498G	59.45	68.20	-8.75	4.81	3	Vertical	140	1.32	-
5795MHz	Pass	PK	5.7842G	115.60	Inf	-Inf	5.08	3	Vertical	140	1.32	-
5795MHz	Pass	PK	5.9258G	67.76	68.20	-0.44	5.37	3	Vertical	140	1.32	-
5795MHz	Pass	AV	5.8082G	109.63	Inf	-Inf	5.12	3	Horizontal	22	1.27	-
5795MHz	Pass	PK	5.627G	59.15	68.20	-9.05	4.77	3	Horizontal	22	1.27	-
5795MHz	Pass	PK	5.8094G	119.93	Inf	-Inf	5.13	3	Horizontal	22	1.27	-
5795MHz	Pass	PK	5.9258G	67.94	68.20	-0.26	5.37	3	Horizontal	22	1.27	-
5795MHz	Pass	AV	11.58949G	47.87	54.00	-6.13	15.53	3	Vertical	51	1.95	-
5795MHz	Pass	PK	11.58938G	63.84	74.00	-10.16	15.53	3	Vertical	51	1.95	-
5795MHz	Pass	AV	11.59249G	50.79	54.00	-3.21	15.53	3	Horizontal	249	1.39	-
5795MHz	Pass	PK	11.5899G	65.73	74.00	-8.27	15.53	3	Horizontal	249	1.39	-
802.11ac VHT80-BF_Nss1,(MCS0)_4TX	-	-	-	-	-	-	-	-	-	-	-	-
5210MHz	Pass	AV	5.149G	51.44	54.00	-2.56	4.09	3	Vertical	289	1.64	-
5210MHz	Pass	AV	5.176G	96.35	Inf	-Inf	4.12	3	Vertical	289	1.64	-
5210MHz	Pass	AV	5.361G	47.00	54.00	-7.00	4.34	3	Vertical	289	1.64	-
5210MHz	Pass	PK	5.148G	73.89	74.00	-0.11	4.09	3	Vertical	289	1.64	-
5210MHz	Pass	PK	5.188G	114.20	Inf	-Inf	4.13	3	Vertical	289	1.64	-
5210MHz	Pass	PK	5.36G	59.50	74.00	-14.50	4.34	3	Vertical	289	1.64	-
5210MHz	Pass	AV	5.15G	53.34	54.00	-0.66	4.09	3	Horizontal	23	1.50	-
5210MHz	Pass	AV	5.212G	99.72	Inf	-Inf	4.17	3	Horizontal	23	1.50	-
5210MHz	Pass	AV	5.371G	47.69	54.00	-6.31	4.34	3	Horizontal	23	1.50	-
5210MHz	Pass	PK	5.149G	73.41	74.00	-0.59	4.09	3	Horizontal	23	1.50	-
5210MHz	Pass	PK	5.178G	110.60	Inf	-Inf	4.12	3	Horizontal	23	1.50	-
5210MHz	Pass	PK	5.357G	60.29	74.00	-13.71	4.32	3	Horizontal	23	1.50	-
5210MHz	Pass	PK	10.41718G	57.34	68.20	-10.86	14.54	3	Vertical	86	2.94	-
5210MHz	Pass	PK	10.41304G	57.01	68.20	-11.19	14.53	3	Horizontal	223	1.52	-
5775MHz	Pass	AV	5.763G	100.62	Inf	-Inf	5.04	3	Vertical	239	1.50	-
5775MHz	Pass	PK	5.6454G	63.88	68.20	-4.32	4.80	3	Vertical	239	1.50	-
5775MHz	Pass	PK	5.751G	115.97	Inf	-Inf	5.01	3	Vertical	239	1.50	-
5775MHz	Pass	PK	5.9226G	69.01	69.98	-0.97	5.36	3	Vertical	239	1.50	-
5775MHz	Pass	AV	5.7642G	105.39	Inf	-Inf	5.04	3	Horizontal	14	1.49	-
5775MHz	Pass	PK	5.6358G	64.07	68.20	-4.13	4.78	3	Horizontal	14	1.49	-
5775MHz	Pass	PK	5.7462G	115.64	Inf	-Inf	5.00	3	Horizontal	14	1.49	-
5775MHz	Pass	PK	5.9298G	68.08	68.20	-0.12	5.38	3	Horizontal	14	1.49	-
5775MHz	Pass	AV	11.55354G	43.73	54.00	-10.27	15.54	3	Vertical	280	2.13	-
5775MHz	Pass	PK	11.5452G	57.47	74.00	-16.53	15.54	3	Vertical	280	2.13	-
5775MHz	Pass	AV	11.5584G	45.24	54.00	-8.76	15.54	3	Horizontal	241	1.44	-
5775MHz	Pass	PK	11.55684G	59.52	74.00	-14.48	15.54	3	Horizontal	241	1.44	-

802.11ac VHT20-BF_Nss1,(MCS0)_4TX

18/04/2019

5180MHz_TX

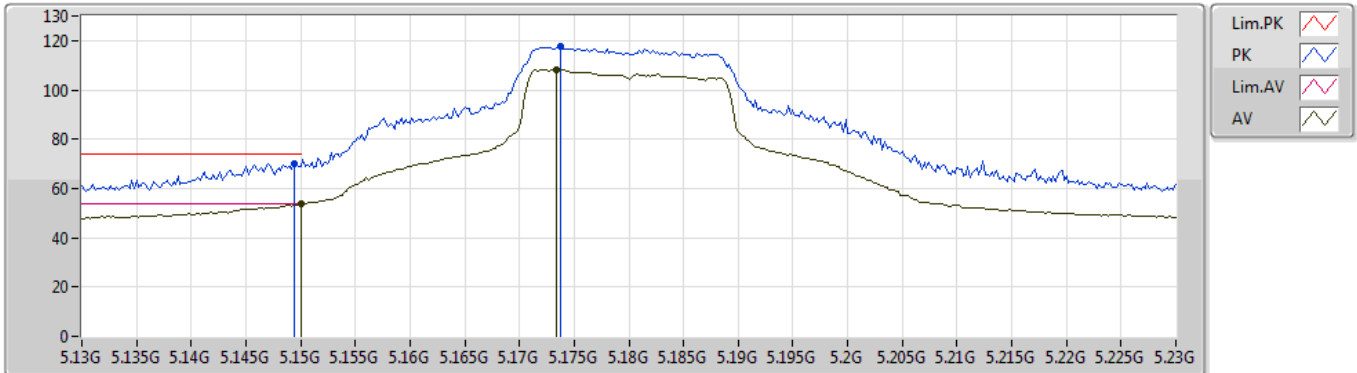


Type	Freq (Hz)	Level (dBuV/m)	Limit (dBuV/m)	Margin (dB)	Factor (dB)	Dist (m)	Condition	Azimuth (°)	Height (m)	Comment
AV	5.15G	50.25	54.00	-3.75	4.09	3	Vertical	179	1.50	-
AV	5.1846G	108.37	Inf	-Inf	4.13	3	Vertical	179	1.50	-
PK	5.148G	66.02	74.00	-7.98	4.09	3	Vertical	179	1.50	-
PK	5.186G	117.85	Inf	-Inf	4.13	3	Vertical	179	1.50	-

802.11ac VHT20-BF_Nss1,(MCS0)_4TX

18/04/2019

5180MHz_TX

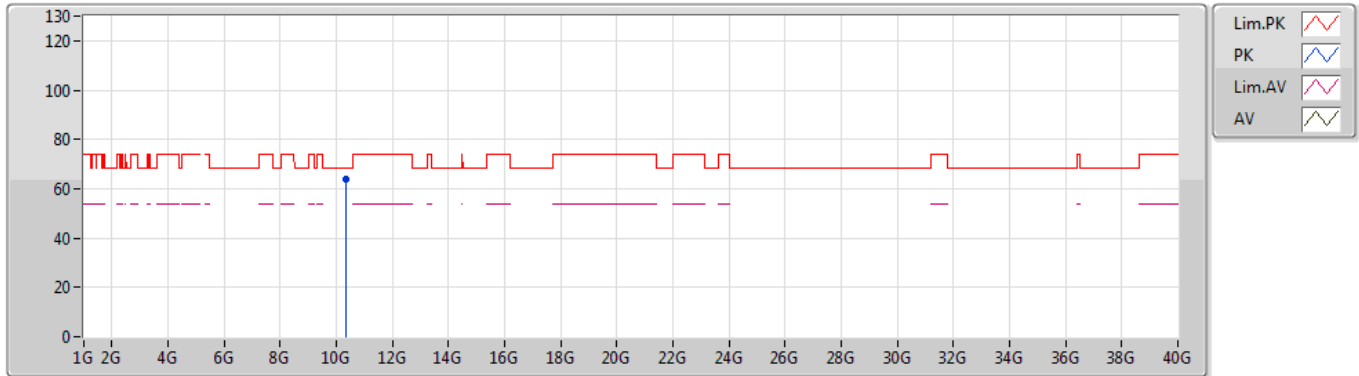


Type	Freq (Hz)	Level (dBuV/m)	Limit (dBuV/m)	Margin (dB)	Factor (dB)	Dist (m)	Condition	Azimuth (°)	Height (m)	Comment
AV	5.15G	53.68	54.00	-0.32	4.09	3	Horizontal	31	1.50	-
AV	5.1734G	108.23	Inf	-Inf	4.11	3	Horizontal	31	1.50	-
PK	5.1494G	70.14	74.00	-3.86	4.09	3	Horizontal	31	1.50	-
PK	5.1738G	117.61	Inf	-Inf	4.11	3	Horizontal	31	1.50	-

802.11ac VHT20-BF_Nss1,(MCS0)_4TX

18/04/2019

5180MHz_TX

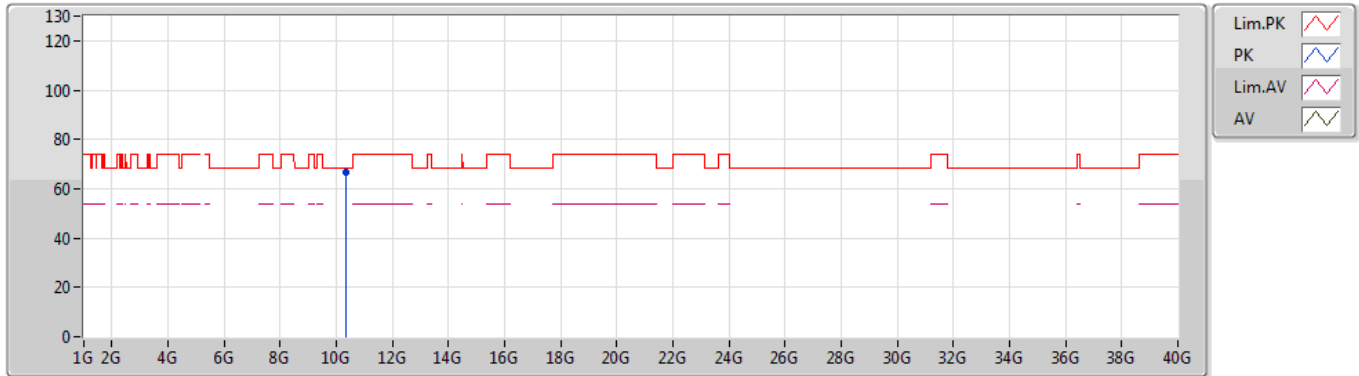


Type	Freq (Hz)	Level (dBuV/m)	Limit (dBuV/m)	Margin (dB)	Factor (dB)	Dist (m)	Condition	Azimuth (°)	Height (m)	Comment
PK	10.36138G	63.84	68.20	-4.36	14.45	3	Vertical	328	1.50	-

802.11ac VHT20-BF_Nss1,(MCS0)_4TX

18/04/2019

5180MHz_TX

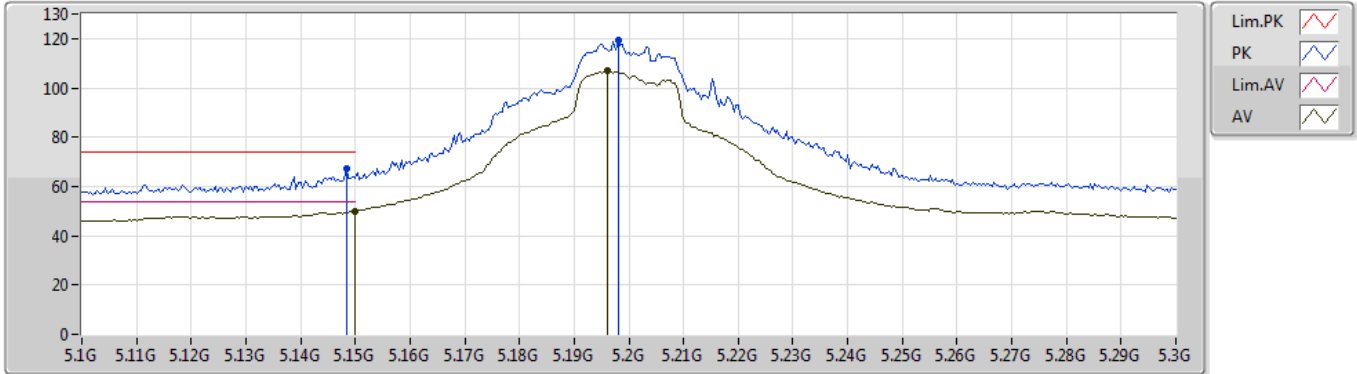


Type	Freq (Hz)	Level (dBuV/m)	Limit (dBuV/m)	Margin (dB)	Factor (dB)	Dist (m)	Condition	Azimuth (°)	Height (m)	Comment
PK	10.35976G	66.82	68.20	-1.38	14.44	3	Horizontal	231	1.50	-

802.11ac VHT20-BF_Nss1,(MCS0)_4TX

18/04/2019

5200MHz_TX

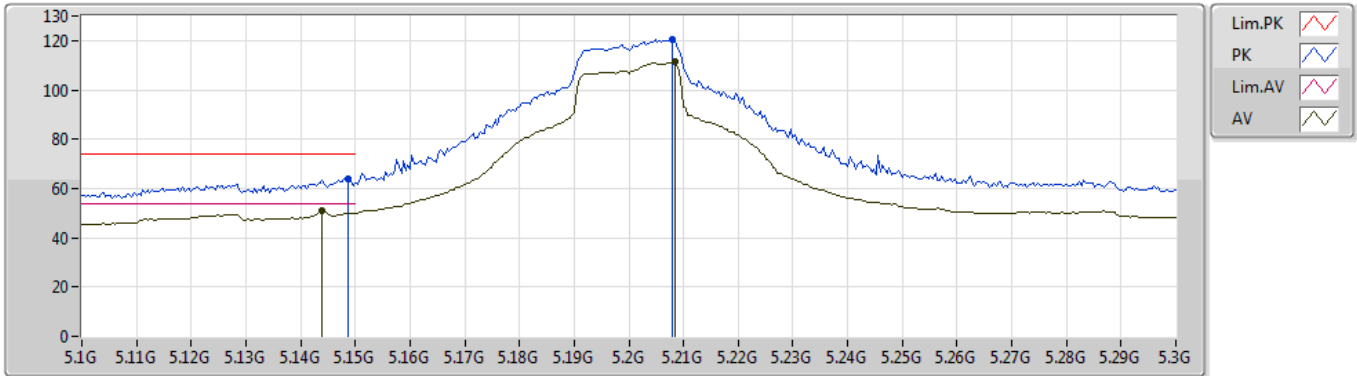


Type	Freq (Hz)	Level (dBuV/m)	Limit (dBuV/m)	Margin (dB)	Factor (dB)	Dist (m)	Condition	Azimuth (°)	Height (m)	Comment
AV	5.15G	50.06	54.00	-3.94	4.09	3	Vertical	239	2.73	-
AV	5.196G	106.89	Inf	-Inf	4.15	3	Vertical	239	2.73	-
PK	5.1484G	67.35	74.00	-6.65	4.09	3	Vertical	239	2.73	-
PK	5.198G	119.26	Inf	-Inf	4.15	3	Vertical	239	2.73	-

802.11ac VHT20-BF_Nss1,(MCS0)_4TX

18/04/2019

5200MHz_TX

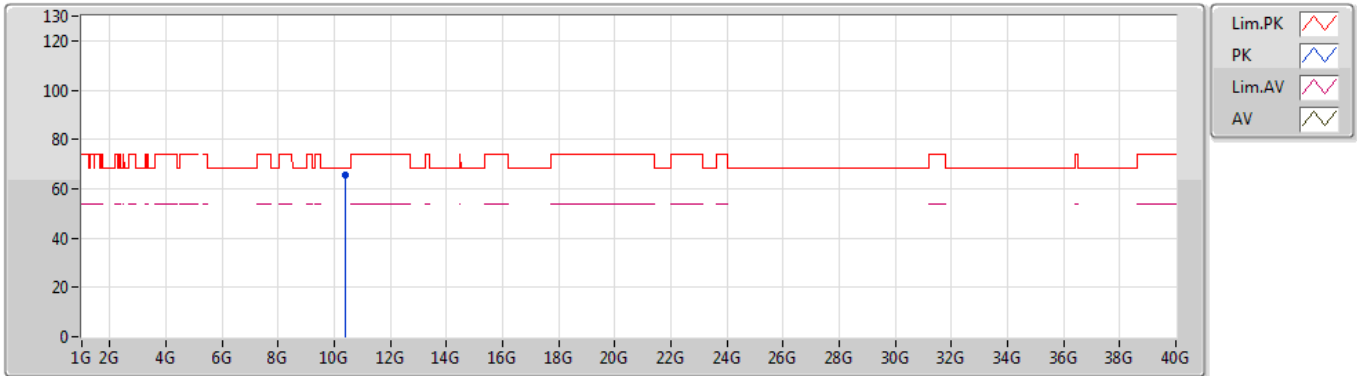


Type	Freq (Hz)	Level (dBuV/m)	Limit (dBuV/m)	Margin (dB)	Factor (dB)	Dist (m)	Condition	Azimuth (°)	Height (m)	Comment
AV	5.144G	50.89	54.00	-3.11	4.09	3	Horizontal	21	1.67	-
AV	5.2084G	111.43	Inf	-Inf	4.16	3	Horizontal	21	1.67	-
PK	5.1488G	64.00	74.00	-10.00	4.09	3	Horizontal	21	1.67	-
PK	5.208G	120.51	Inf	-Inf	4.15	3	Horizontal	21	1.67	-

802.11ac VHT20-BF_Nss1,(MCS0)_4TX

18/04/2019

5200MHz_TX

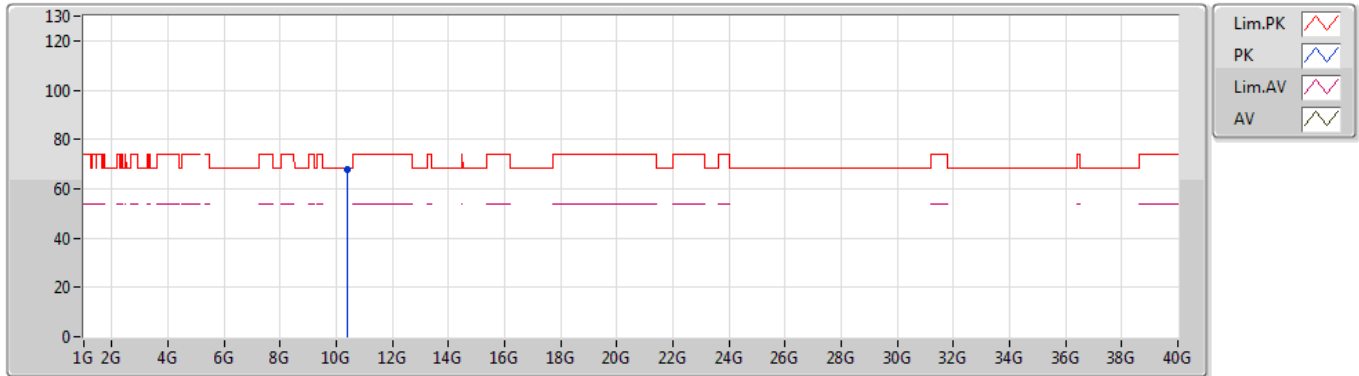


Type	Freq (Hz)	Level (dBuV/m)	Limit (dBuV/m)	Margin (dB)	Factor (dB)	Dist (m)	Condition	Azimuth (°)	Height (m)	Comment
PK	10.40162G	65.33	68.20	-2.87	14.52	3	Vertical	129	1.40	-

802.11ac VHT20-BF_Nss1,(MCS0)_4TX

18/04/2019

5200MHz_TX

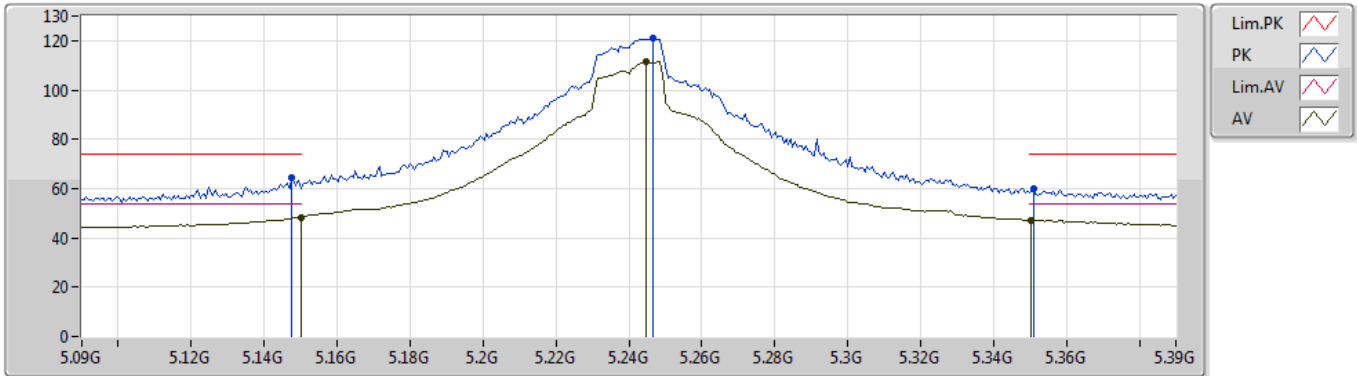


Type	Freq (Hz)	Level (dBuV/m)	Limit (dBuV/m)	Margin (dB)	Factor (dB)	Dist (m)	Condition	Azimuth (°)	Height (m)	Comment
PK	10.40192G	67.93	68.20	-0.27	14.52	3	Horizontal	99	1.71	-

802.11ac VHT20-BF_Nss1,(MCS0)_4TX

18/04/2019

5240MHz_TX

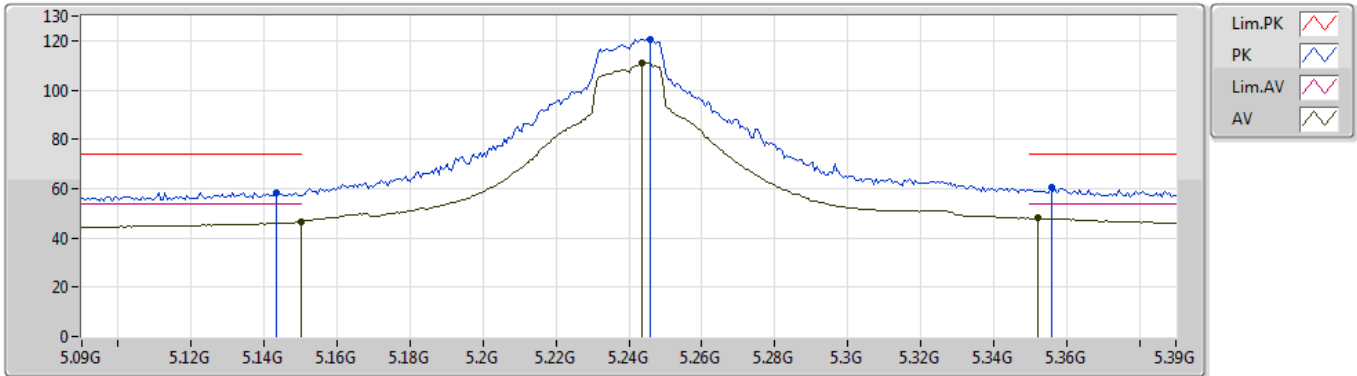


Type	Freq (Hz)	Level (dBuV/m)	Limit (dBuV/m)	Margin (dB)	Factor (dB)	Dist (m)	Condition	Azimuth (°)	Height (m)	Comment
AV	5.15G	48.20	54.00	-5.80	4.09	3	Vertical	4	2.69	-
AV	5.2448G	111.42	Inf	-Inf	4.20	3	Vertical	4	2.69	-
AV	5.3504G	47.23	54.00	-6.77	4.32	3	Vertical	4	2.69	-
PK	5.1476G	64.33	74.00	-9.67	4.09	3	Vertical	4	2.69	-
PK	5.2466G	121.03	Inf	-Inf	4.20	3	Vertical	4	2.69	-
PK	5.351G	60.02	74.00	-13.98	4.32	3	Vertical	4	2.69	-

802.11ac VHT20-BF_Nss1,(MCS0)_4TX

18/04/2019

5240MHz_TX

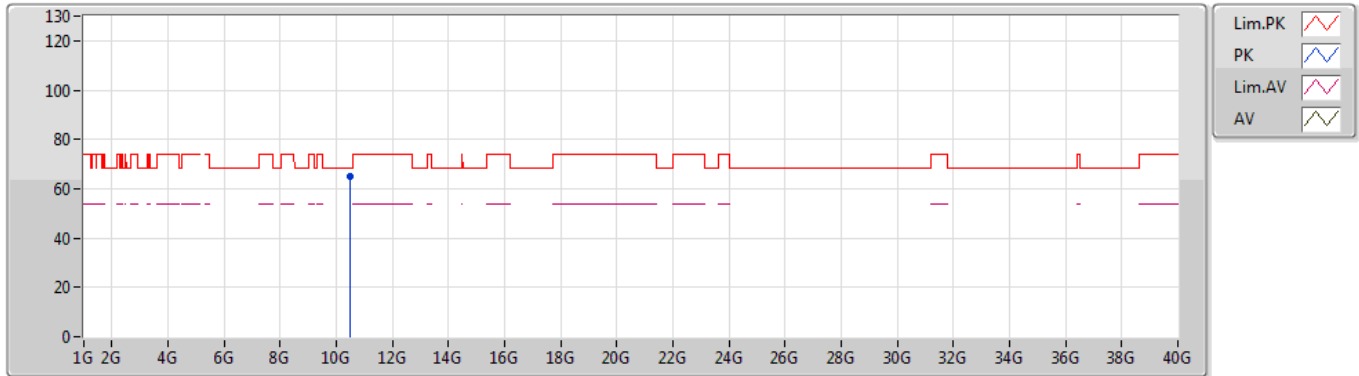


Type	Freq (Hz)	Level (dBuV/m)	Limit (dBuV/m)	Margin (dB)	Factor (dB)	Dist (m)	Condition	Azimuth (°)	Height (m)	Comment
AV	5.15G	46.52	54.00	-7.48	4.09	3	Horizontal	77	1.47	-
AV	5.2436G	111.13	Inf	-Inf	4.20	3	Horizontal	77	1.47	-
AV	5.3522G	47.99	54.00	-6.01	4.32	3	Horizontal	77	1.47	-
PK	5.1434G	58.38	74.00	-15.62	4.09	3	Horizontal	77	1.47	-
PK	5.246G	120.59	Inf	-Inf	4.20	3	Horizontal	77	1.47	-
PK	5.3558G	60.44	74.00	-13.56	4.32	3	Horizontal	77	1.47	-

802.11ac VHT20-BF_Nss1,(MCS0)_4TX

18/04/2019

5240MHz_TX

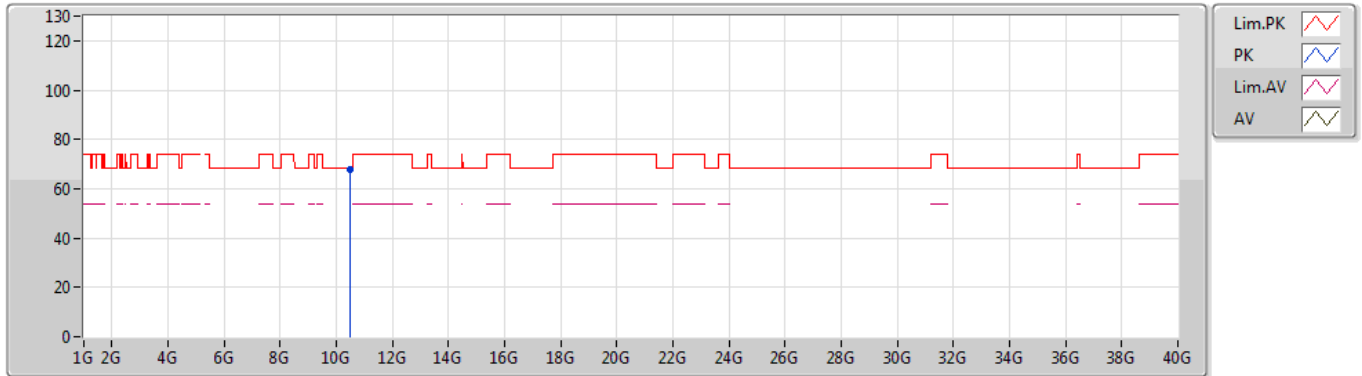


Type	Freq (Hz)	Level (dBuV/m)	Limit (dBuV/m)	Margin (dB)	Factor (dB)	Dist (m)	Condition	Azimuth (°)	Height (m)	Comment
PK	10.48156G	65.28	68.20	-2.92	14.65	3	Vertical	79	1.50	-

802.11ac VHT20-BF_Nss1,(MCS0)_4TX

18/04/2019

5240MHz_TX

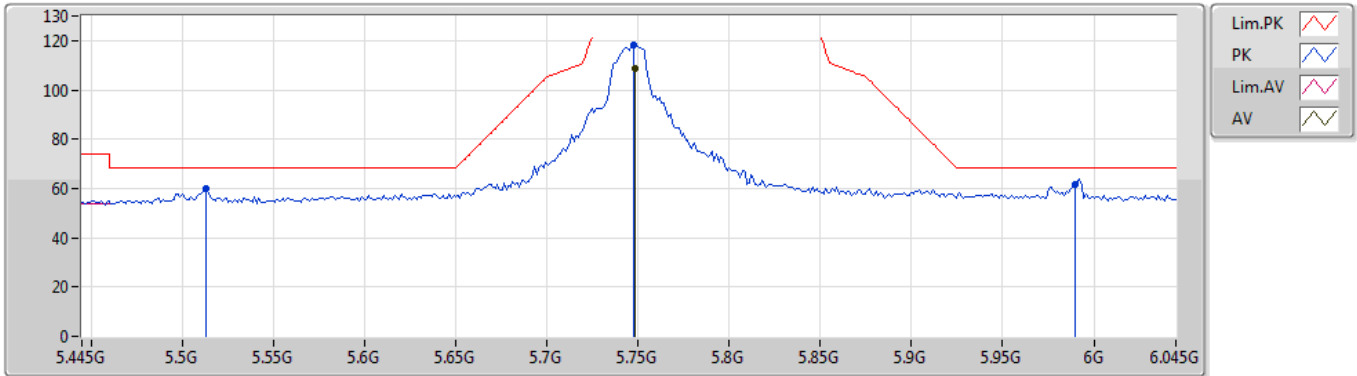


Type	Freq (Hz)	Level (dBuV/m)	Limit (dBuV/m)	Margin (dB)	Factor (dB)	Dist (m)	Condition	Azimuth (°)	Height (m)	Comment
PK	10.47984G	67.84	68.20	-0.36	14.66	3	Horizontal	266	1.48	-

802.11ac VHT20-BF_Nss1,(MCS0)_4TX

18/04/2019

5745MHz_TX

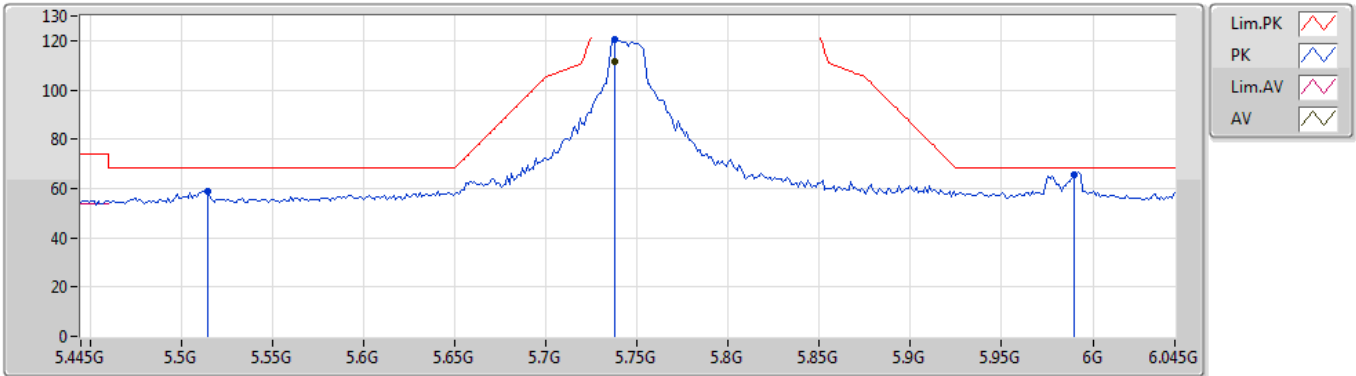


Type	Freq (Hz)	Level (dBuV/m)	Limit (dBuV/m)	Margin (dB)	Factor (dB)	Dist (m)	Condition	Azimuth (°)	Height (m)	Comment
AV	5.7486G	108.92	Inf	-Inf	5.01	3	Vertical	180	1.50	-
PK	5.5134G	59.71	68.20	-8.49	4.53	3	Vertical	180	1.50	-
PK	5.7474G	118.04	Inf	-Inf	5.01	3	Vertical	180	1.50	-
PK	5.9898G	61.87	68.20	-6.33	5.50	3	Vertical	180	1.50	-

802.11ac VHT20-BF_Nss1,(MCS0)_4TX

18/04/2019

5745MHz_TX

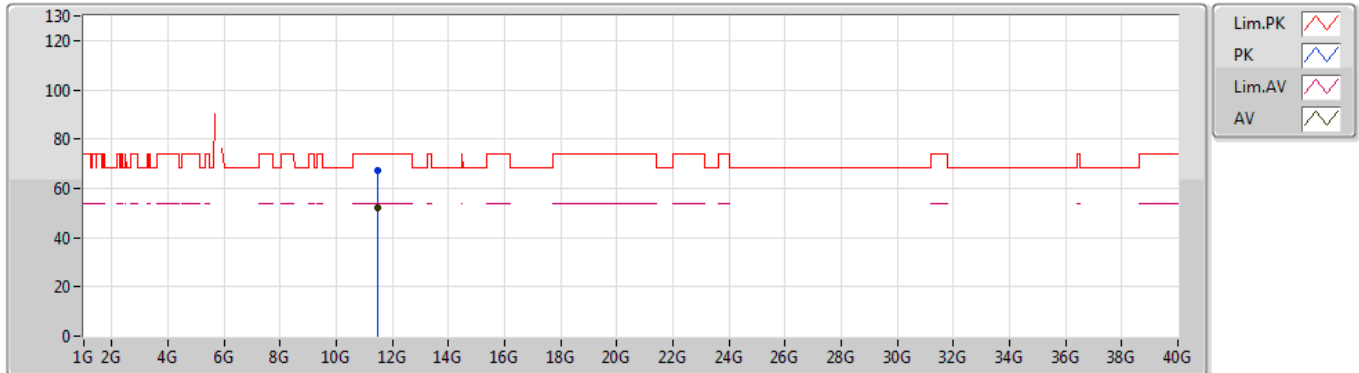


Type	Freq (Hz)	Level (dBuV/m)	Limit (dBuV/m)	Margin (dB)	Factor (dB)	Dist (m)	Condition	Azimuth (°)	Height (m)	Comment
AV	5.7378G	111.61	Inf	-Inf	4.98	3	Horizontal	24	1.29	-
PK	5.5146G	58.74	68.20	-9.46	4.53	3	Horizontal	24	1.29	-
PK	5.7378G	120.73	Inf	-Inf	4.98	3	Horizontal	24	1.29	-
PK	5.9898G	65.32	68.20	-2.88	5.50	3	Horizontal	24	1.29	-

802.11ac VHT20-BF_Nss1,(MCS0)_4TX

18/04/2019

5745MHz_TX

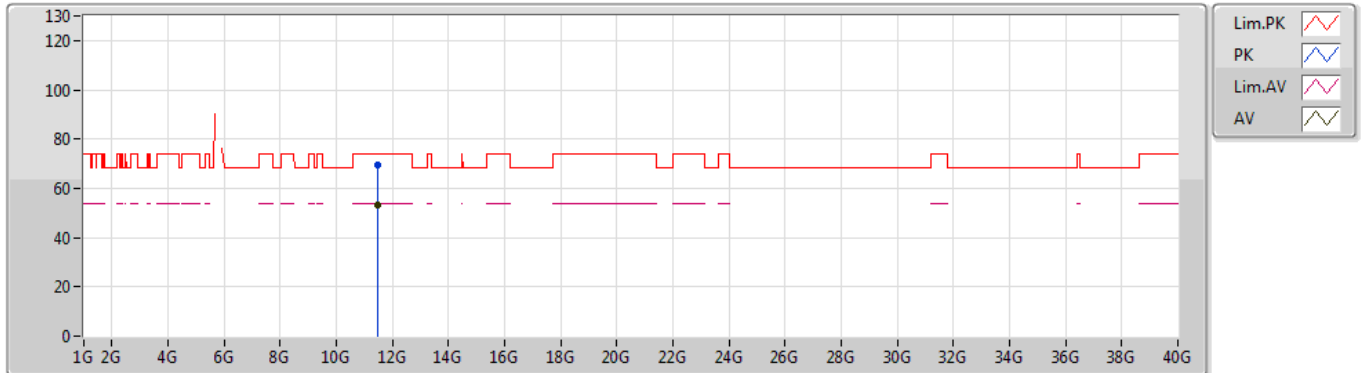


Type	Freq (Hz)	Level (dBuV/m)	Limit (dBuV/m)	Margin (dB)	Factor (dB)	Dist (m)	Condition	Azimuth (°)	Height (m)	Comment
AV	11.49G	52.03	54.00	-1.97	15.56	3	Vertical	96	1.46	-
PK	11.49G	67.51	74.00	-6.49	15.56	3	Vertical	96	1.46	-

802.11ac VHT20-BF_Nss1,(MCS0)_4TX

18/04/2019

5745MHz_TX

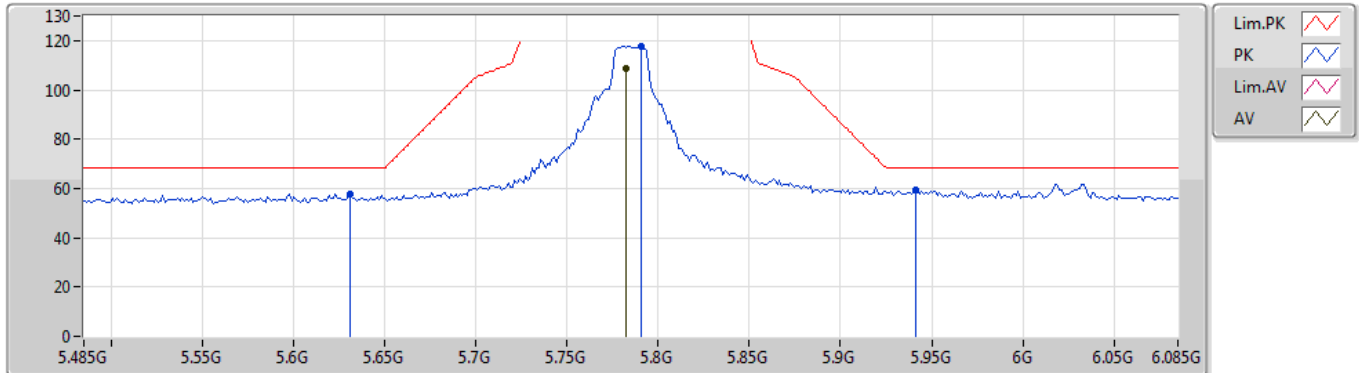


Type	Freq (Hz)	Level (dBuV/m)	Limit (dBuV/m)	Margin (dB)	Factor (dB)	Dist (m)	Condition	Azimuth (°)	Height (m)	Comment
AV	11.48922G	53.49	54.00	-0.51	15.57	3	Horizontal	251	1.49	-
PK	11.49216G	69.25	74.00	-4.75	15.56	3	Horizontal	251	1.49	-

802.11ac VHT20-BF_Nss1,(MCS0)_4TX

18/04/2019

5785MHz_TX

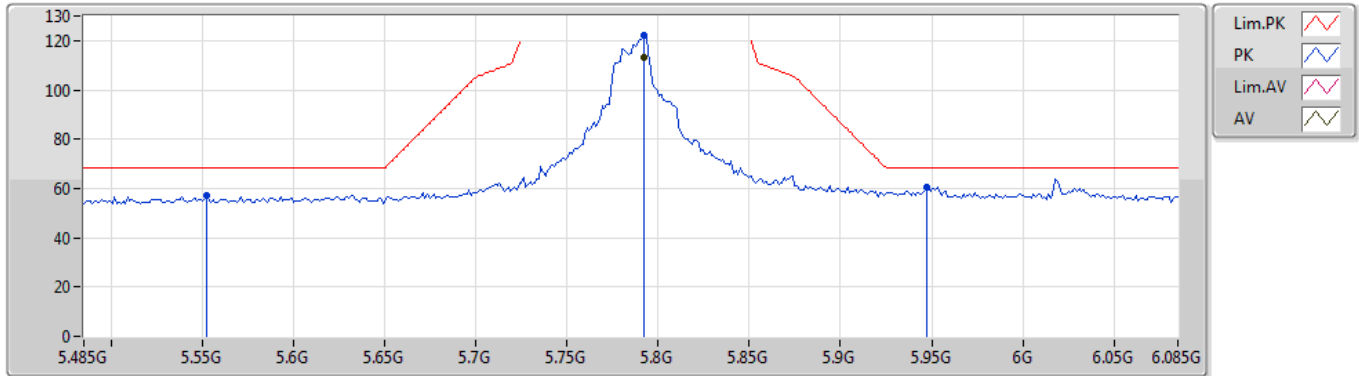


Type	Freq (Hz)	Level (dBuV/m)	Limit (dBuV/m)	Margin (dB)	Factor (dB)	Dist (m)	Condition	Azimuth (°)	Height (m)	Comment
AV	5.7826G	108.87	Inf	-Inf	5.07	3	Vertical	211	2.23	-
PK	5.6314G	57.55	68.20	-10.65	4.77	3	Vertical	211	2.23	-
PK	5.791G	117.94	Inf	-Inf	5.09	3	Vertical	211	2.23	-
PK	5.941G	59.62	68.20	-8.58	5.41	3	Vertical	211	2.23	-

802.11ac VHT20-BF_Nss1,(MCS0)_4TX

18/04/2019

5785MHz_TX

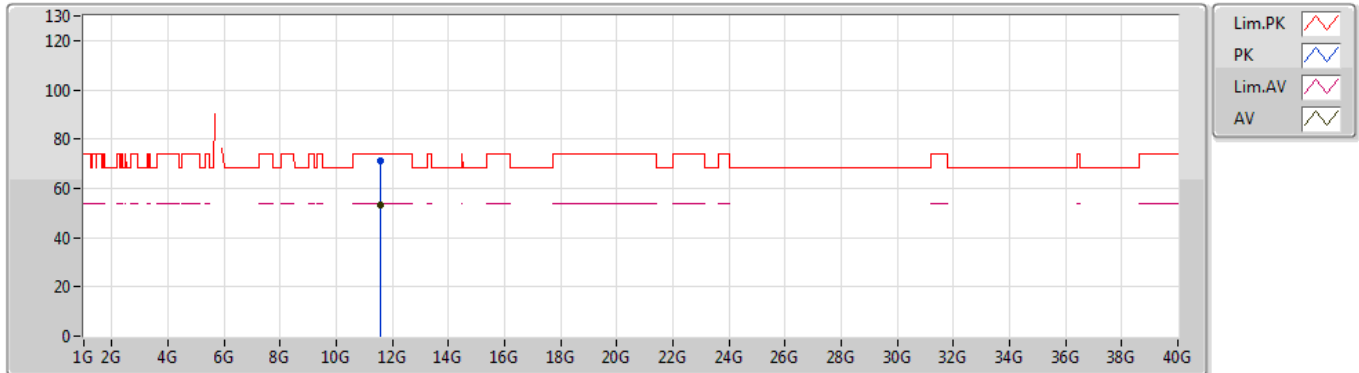


Type	Freq (Hz)	Level (dBuV/m)	Limit (dBuV/m)	Margin (dB)	Factor (dB)	Dist (m)	Condition	Azimuth (°)	Height (m)	Comment
AV	5.7922G	113.31	Inf	-Inf	5.09	3	Horizontal	18	2.37	-
PK	5.5522G	57.42	68.20	-10.78	4.60	3	Horizontal	18	2.37	-
PK	5.7922G	121.98	Inf	-Inf	5.09	3	Horizontal	18	2.37	-
PK	5.947G	60.77	68.20	-7.43	5.42	3	Horizontal	18	2.37	-

802.11ac VHT20-BF_Nss1,(MCS0)_4TX

18/04/2019

5785MHz_TX

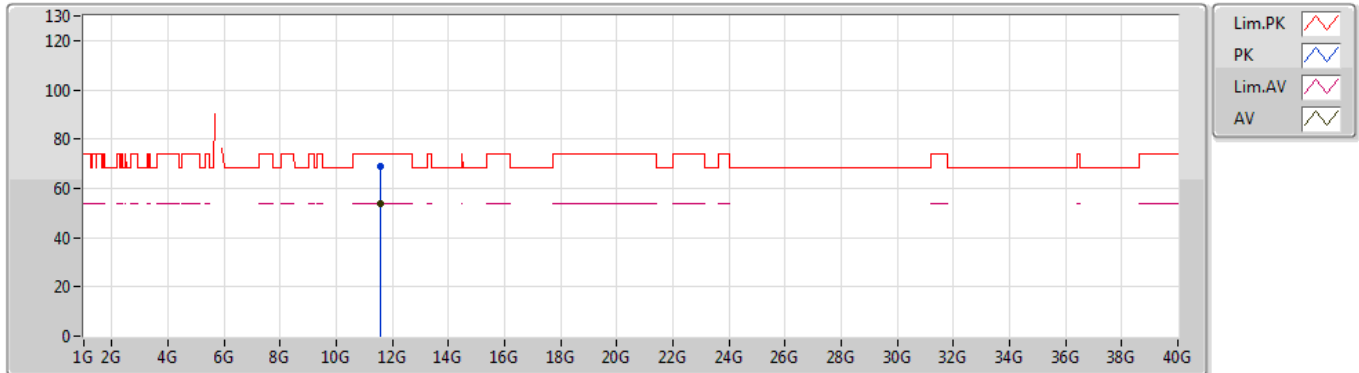


Type	Freq (Hz)	Level (dBuV/m)	Limit (dBuV/m)	Margin (dB)	Factor (dB)	Dist (m)	Condition	Azimuth (°)	Height (m)	Comment
AV	11.57174G	53.46	54.00	-0.54	15.53	3	Vertical	66	2.99	-
PK	11.56976G	71.14	74.00	-2.86	15.53	3	Vertical	66	2.99	-

802.11ac VHT20-BF_Nss1,(MCS0)_4TX

18/04/2019

5785MHz_TX

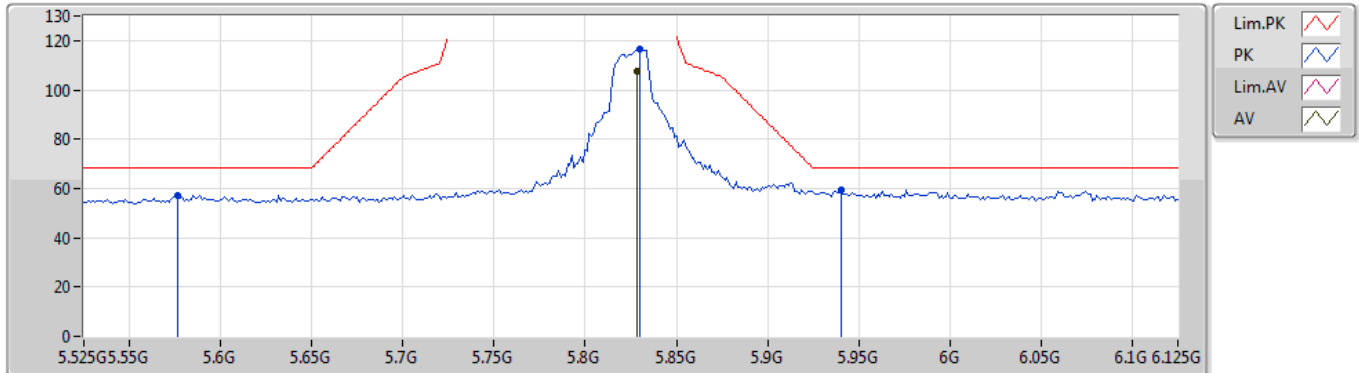


Type	Freq (Hz)	Level (dBuV/m)	Limit (dBuV/m)	Margin (dB)	Factor (dB)	Dist (m)	Condition	Azimuth (°)	Height (m)	Comment
AV	11.56976G	53.78	54.00	-0.22	15.53	3	Horizontal	283	1.38	-
PK	11.56916G	69.08	74.00	-4.92	15.53	3	Horizontal	283	1.38	-

802.11ac VHT20-BF_Nss1,(MCS0)_4TX

18/04/2019

5825MHz_TX

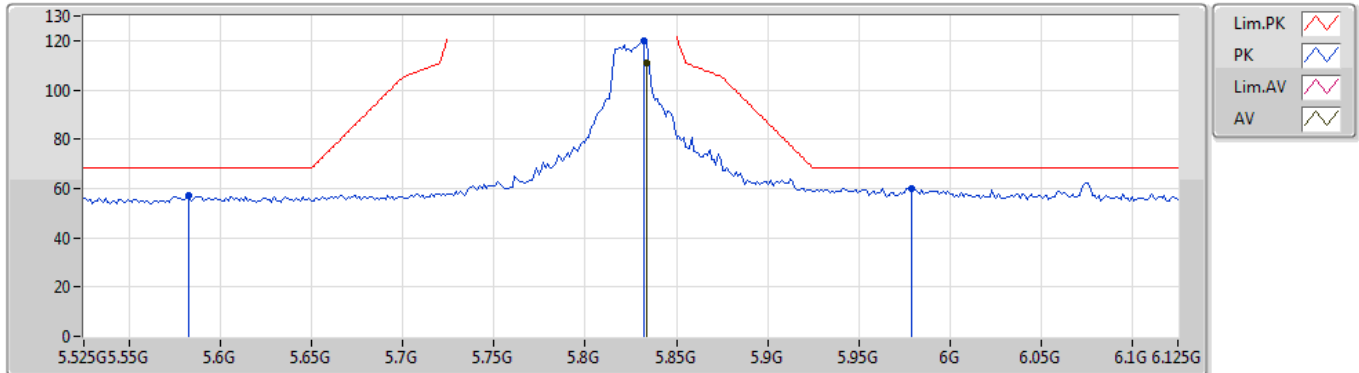


Type	Freq (Hz)	Level (dBuV/m)	Limit (dBuV/m)	Margin (dB)	Factor (dB)	Dist (m)	Condition	Azimuth (°)	Height (m)	Comment
AV	5.8286G	107.76	Inf	-Inf	5.17	3	Vertical	200	2.79	-
PK	5.5766G	57.17	68.20	-11.03	4.66	3	Vertical	200	2.79	-
PK	5.8298G	116.77	Inf	-Inf	5.17	3	Vertical	200	2.79	-
PK	5.9402G	59.25	68.20	-8.95	5.40	3	Vertical	200	2.79	-

802.11ac VHT20-BF_Nss1,(MCS0)_4TX

18/04/2019

5825MHz_TX

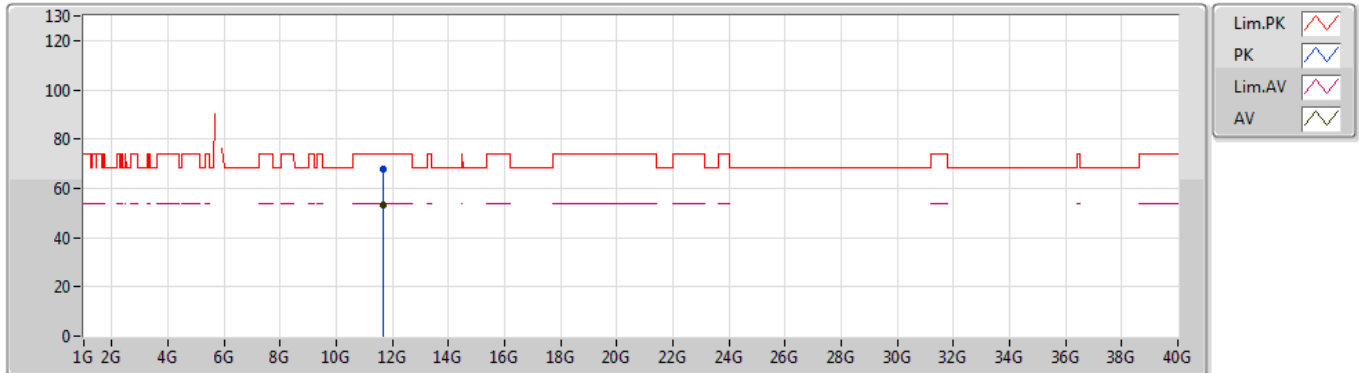


Type	Freq (Hz)	Level (dBuV/m)	Limit (dBuV/m)	Margin (dB)	Factor (dB)	Dist (m)	Condition	Azimuth (°)	Height (m)	Comment
AV	5.8334G	111.13	Inf	-Inf	5.18	3	Horizontal	23	1.38	-
PK	5.5826G	57.02	68.20	-11.18	4.67	3	Horizontal	23	1.38	-
PK	5.8322G	119.72	Inf	-Inf	5.18	3	Horizontal	23	1.38	-
PK	5.9786G	60.22	68.20	-7.98	5.47	3	Horizontal	23	1.38	-

802.11ac VHT20-BF_Nss1,(MCS0)_4TX

18/04/2019

5825MHz_TX

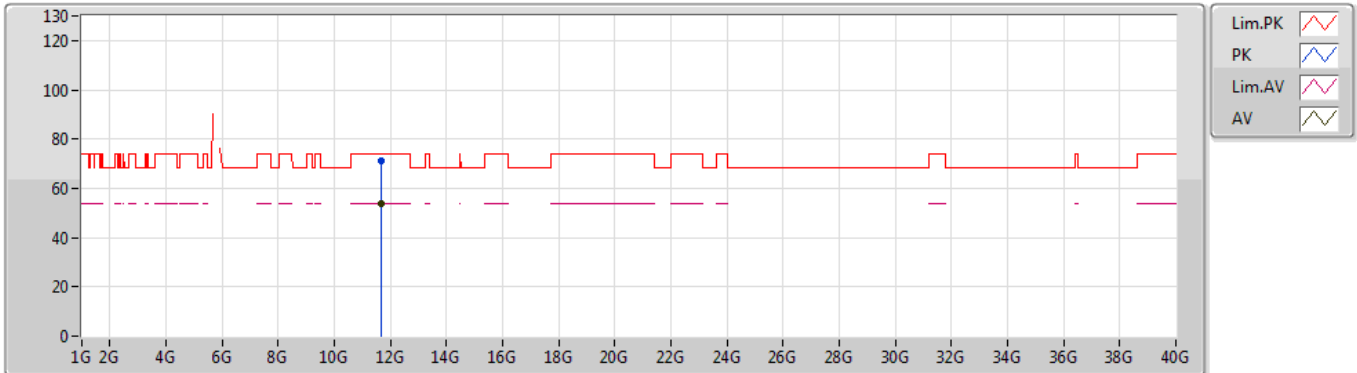


Type	Freq (Hz)	Level (dBuV/m)	Limit (dBuV/m)	Margin (dB)	Factor (dB)	Dist (m)	Condition	Azimuth (°)	Height (m)	Comment
AV	11.65234G	53.17	54.00	-0.83	15.51	3	Vertical	53	2.42	-
PK	11.65156G	67.99	74.00	-6.01	15.51	3	Vertical	53	2.42	-

802.11ac VHT20-BF_Nss1,(MCS0)_4TX

18/04/2019

5825MHz_TX

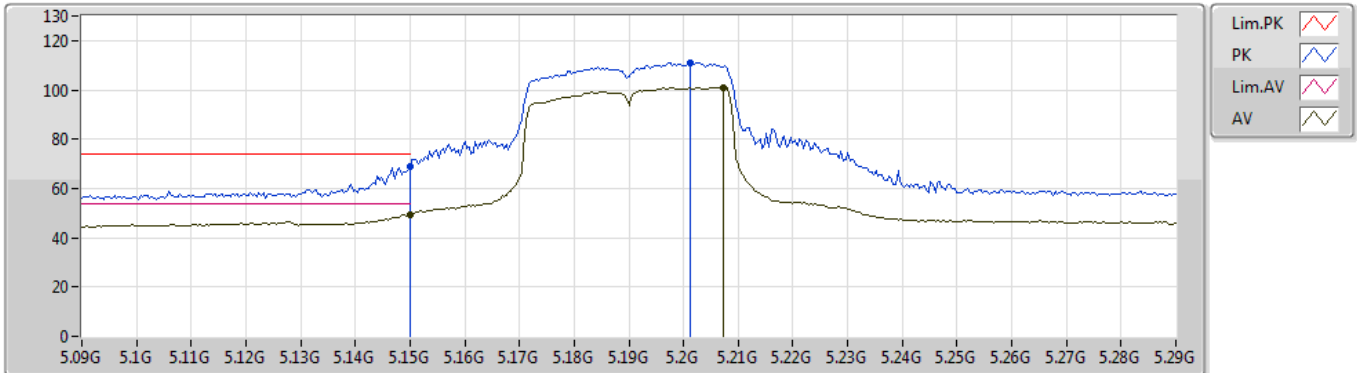


Type	Freq (Hz)	Level (dBuV/m)	Limit (dBuV/m)	Margin (dB)	Factor (dB)	Dist (m)	Condition	Azimuth (°)	Height (m)	Comment
AV	11.65042G	53.66	54.00	-0.34	15.51	3	Horizontal	279	1.55	-
PK	11.6485G	71.02	74.00	-2.98	15.51	3	Horizontal	279	1.55	-

802.11ac VHT40-BF_Nss1,(MCS0)_4TX

18/04/2019

5190MHz_TX

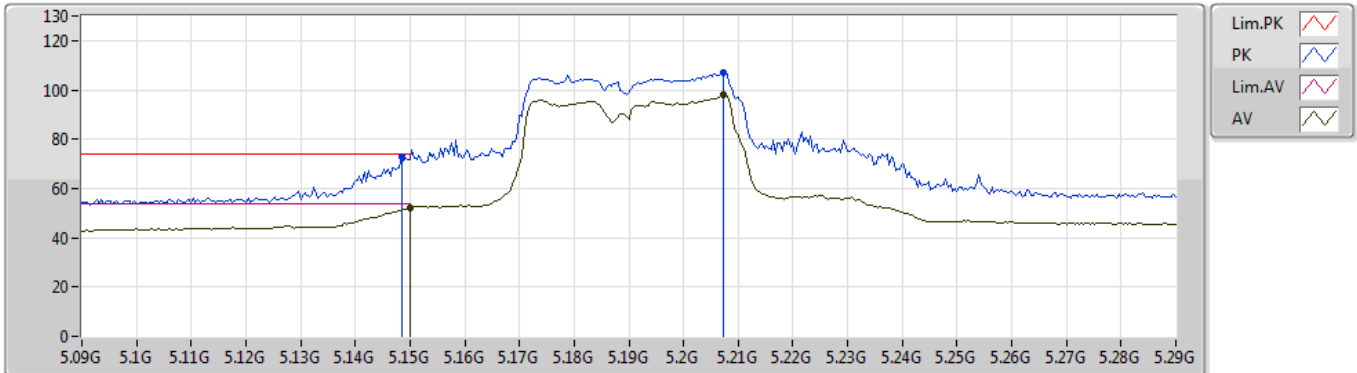


Type	Freq (Hz)	Level (dBuV/m)	Limit (dBuV/m)	Margin (dB)	Factor (dB)	Dist (m)	Condition	Azimuth (°)	Height (m)	Comment
AV	5.15G	49.26	54.00	-4.74	4.09	3	Vertical	172	1.49	-
AV	5.2072G	101.01	Inf	-Inf	4.15	3	Vertical	172	1.49	-
PK	5.15G	68.99	74.00	-5.01	4.09	3	Vertical	172	1.49	-
PK	5.2012G	111.12	Inf	-Inf	4.15	3	Vertical	172	1.49	-

802.11ac VHT40-BF_Nss1,(MCS0)_4TX

18/04/2019

5190MHz_TX

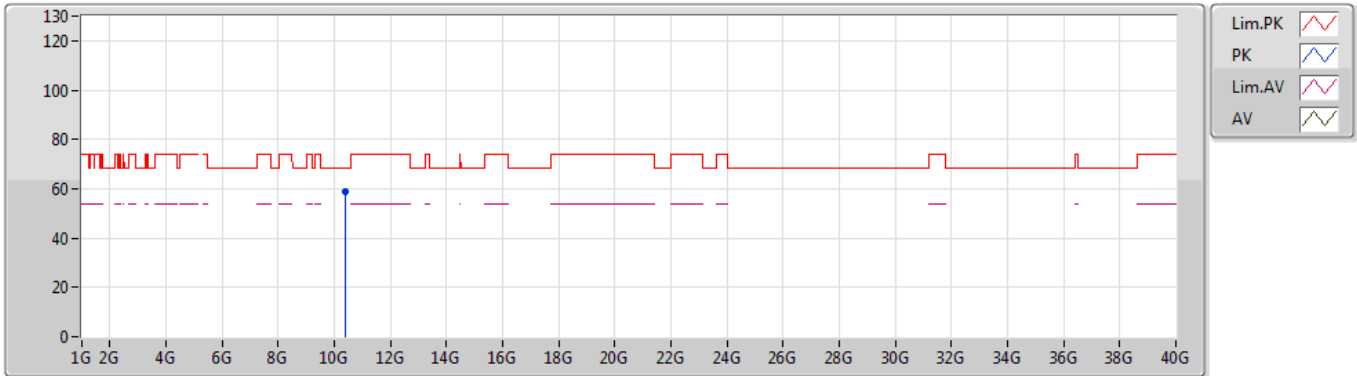


Type	Freq (Hz)	Level (dBuV/m)	Limit (dBuV/m)	Margin (dB)	Factor (dB)	Dist (m)	Condition	Azimuth (°)	Height (m)	Comment
AV	5.15G	52.07	54.00	-1.93	4.09	3	Horizontal	11	1.47	-
AV	5.2072G	97.81	Inf	-Inf	4.15	3	Horizontal	11	1.47	-
PK	5.1484G	73.10	74.00	-0.90	4.09	3	Horizontal	11	1.47	-
PK	5.2072G	106.94	Inf	-Inf	4.15	3	Horizontal	11	1.47	-

802.11ac VHT40-BF_Nss1,(MCS0)_4TX

18/04/2019

5190MHz_TX

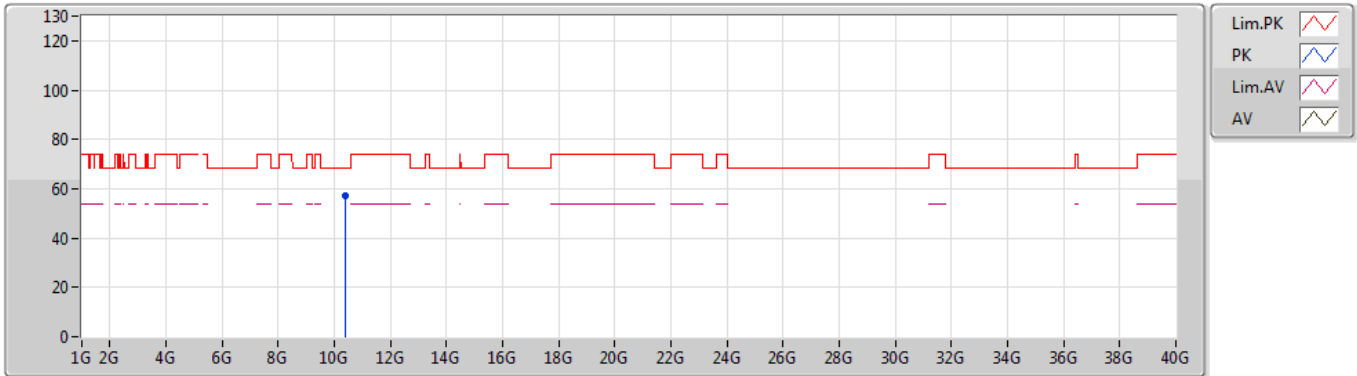


Type	Freq (Hz)	Level (dBuV/m)	Limit (dBuV/m)	Margin (dB)	Factor (dB)	Dist (m)	Condition	Azimuth (°)	Height (m)	Comment
PK	10.38248G	58.97	68.20	-9.23	14.48	3	Vertical	231	1.50	-

802.11ac VHT40-BF_Nss1,(MCS0)_4TX

18/04/2019

5190MHz_TX

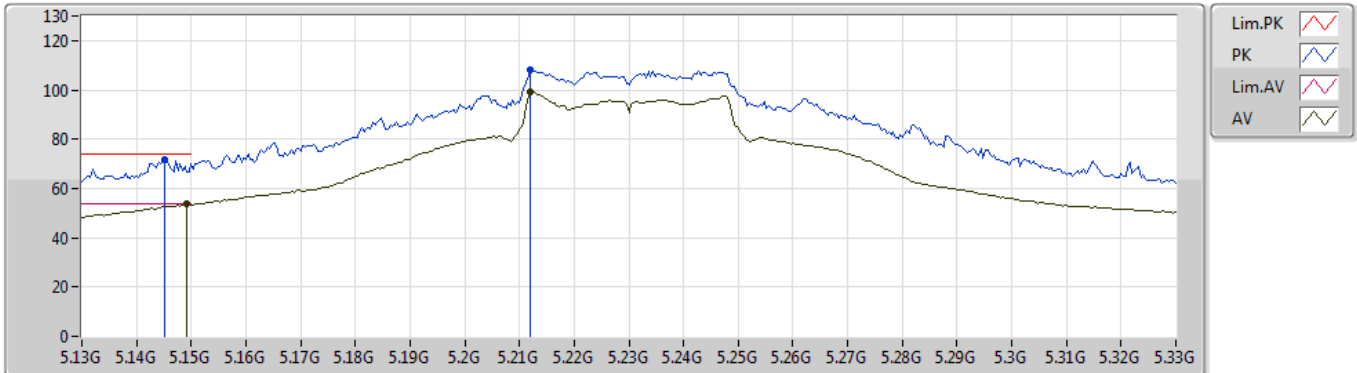


Type	Freq (Hz)	Level (dBuV/m)	Limit (dBuV/m)	Margin (dB)	Factor (dB)	Dist (m)	Condition	Azimuth (°)	Height (m)	Comment
PK	10.37934G	57.37	68.20	-10.83	14.47	3	Horizontal	226	1.51	-

802.11ac VHT40-BF_Nss1,(MCS0)_4TX

18/04/2019

5230MHz_TX

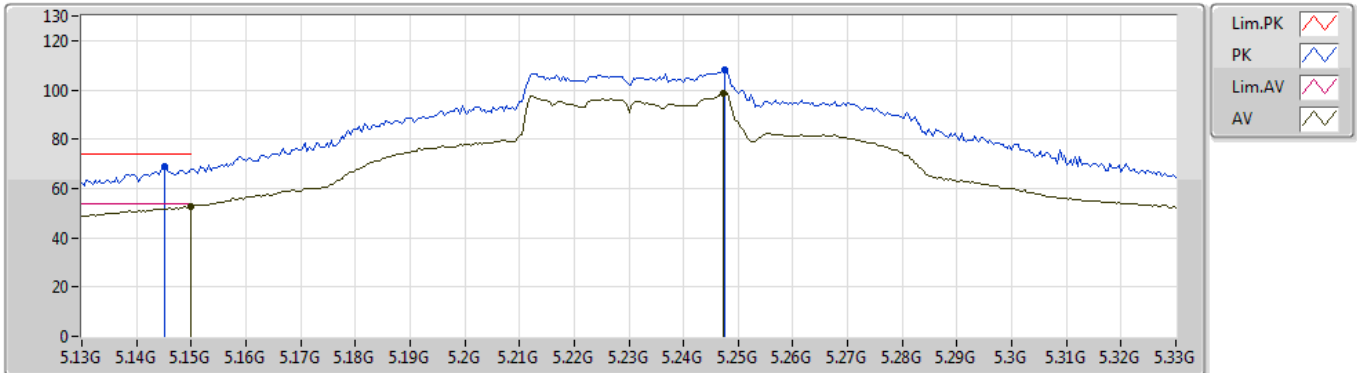


Type	Freq (Hz)	Level (dBuV/m)	Limit (dBuV/m)	Margin (dB)	Factor (dB)	Dist (m)	Condition	Azimuth (°)	Height (m)	Comment
AV	5.1492G	53.75	54.00	-0.25	4.09	3	Vertical	219	2.67	-
AV	5.212G	99.14	Inf	-Inf	4.17	3	Vertical	219	2.67	-
PK	5.1452G	71.95	74.00	-2.05	4.09	3	Vertical	219	2.67	-
PK	5.212G	107.95	Inf	-Inf	4.17	3	Vertical	219	2.67	-

802.11ac VHT40-BF_Nss1,(MCS0)_4TX

18/04/2019

5230MHz_TX

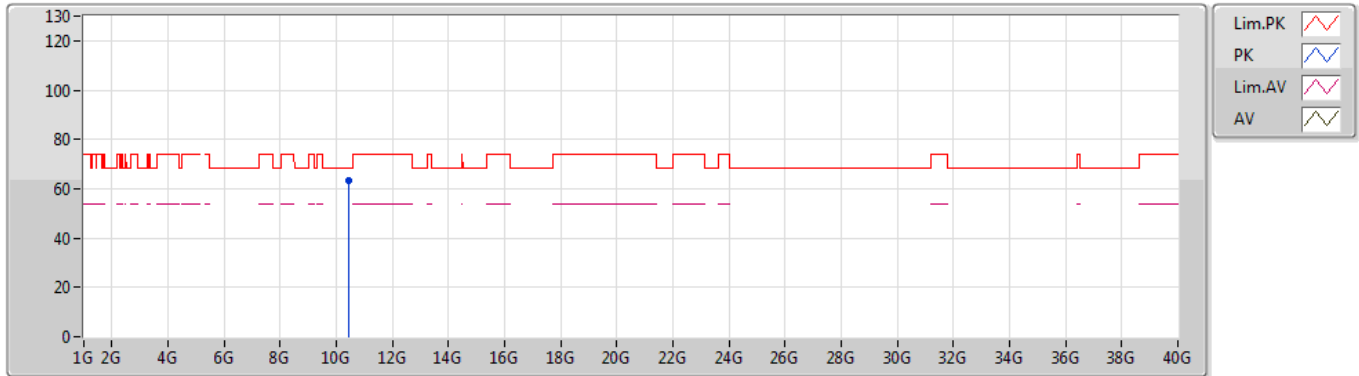


Type	Freq (Hz)	Level (dBuV/m)	Limit (dBuV/m)	Margin (dB)	Factor (dB)	Dist (m)	Condition	Azimuth (°)	Height (m)	Comment
AV	5.15G	52.56	54.00	-1.44	4.09	3	Horizontal	111	1.41	-
AV	5.2472G	98.87	Inf	-Inf	4.20	3	Horizontal	111	1.41	-
PK	5.1452G	69.13	74.00	-4.87	4.09	3	Horizontal	111	1.41	-
PK	5.2476G	108.37	Inf	-Inf	4.20	3	Horizontal	111	1.41	-

802.11ac VHT40-BF_Nss1,(MCS0)_4TX

18/04/2019

5230MHz_TX

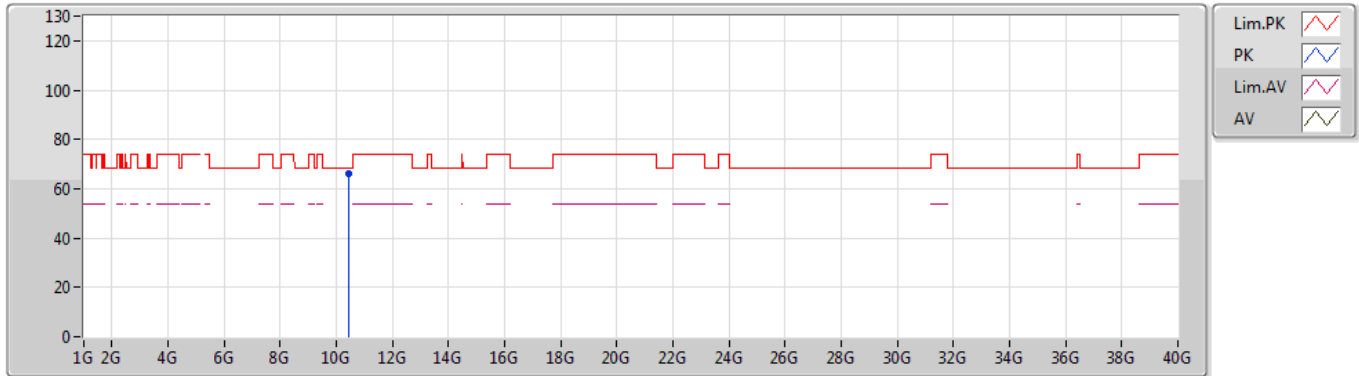


Type	Freq (Hz)	Level (dBuV/m)	Limit (dBuV/m)	Margin (dB)	Factor (dB)	Dist (m)	Condition	Azimuth (°)	Height (m)	Comment
PK	10.45946G	63.17	68.20	-5.03	14.61	3	Vertical	228	1.48	-

802.11ac VHT40-BF_Nss1,(MCS0)_4TX

18/04/2019

5230MHz_TX

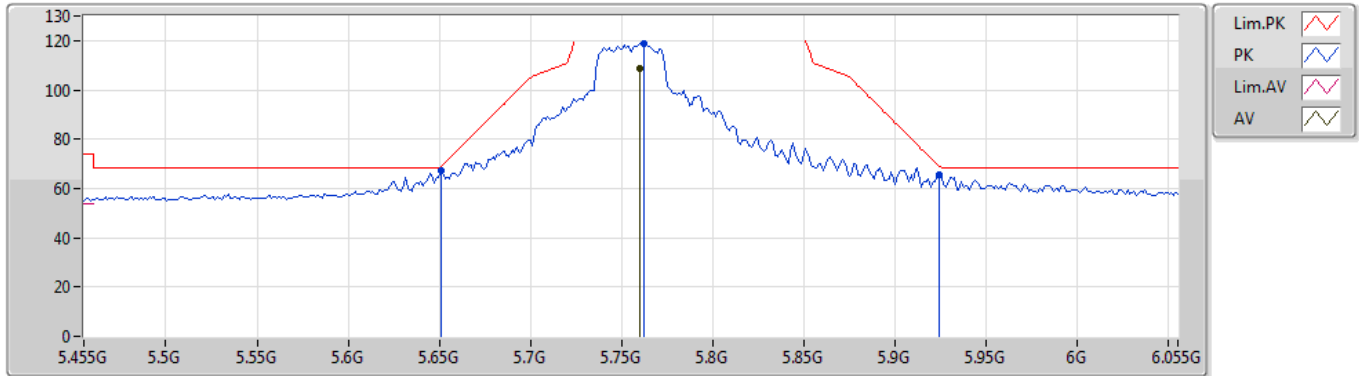


Type	Freq (Hz)	Level (dBuV/m)	Limit (dBuV/m)	Margin (dB)	Factor (dB)	Dist (m)	Condition	Azimuth (°)	Height (m)	Comment
PK	10.46024G	66.01	68.20	-2.19	14.61	3	Horizontal	222	1.44	-

802.11ac VHT40-BF_Nss1,(MCS0)_4TX

23/04/2019

5755MHz_TX

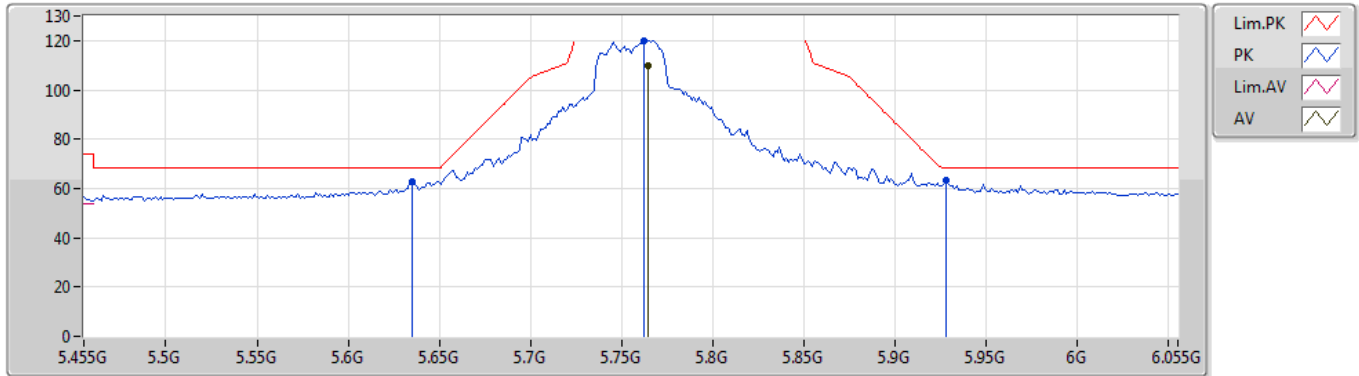


Type	Freq (Hz)	Level (dBuV/m)	Limit (dBuV/m)	Margin (dB)	Factor (dB)	Dist (m)	Condition	Azimuth (°)	Height (m)	Comment
AV	5.7598G	108.77	Inf	-Inf	5.03	3	Vertical	290	1.51	-
PK	5.6506G	67.23	68.64	-1.41	4.80	3	Vertical	290	1.51	-
PK	5.7622G	118.83	Inf	-Inf	5.04	3	Vertical	290	1.51	-
PK	5.9242G	65.83	68.79	-2.96	5.36	3	Vertical	290	1.51	-

802.11ac VHT40-BF_Nss1,(MCS0)_4TX

23/04/2019

5755MHz_TX

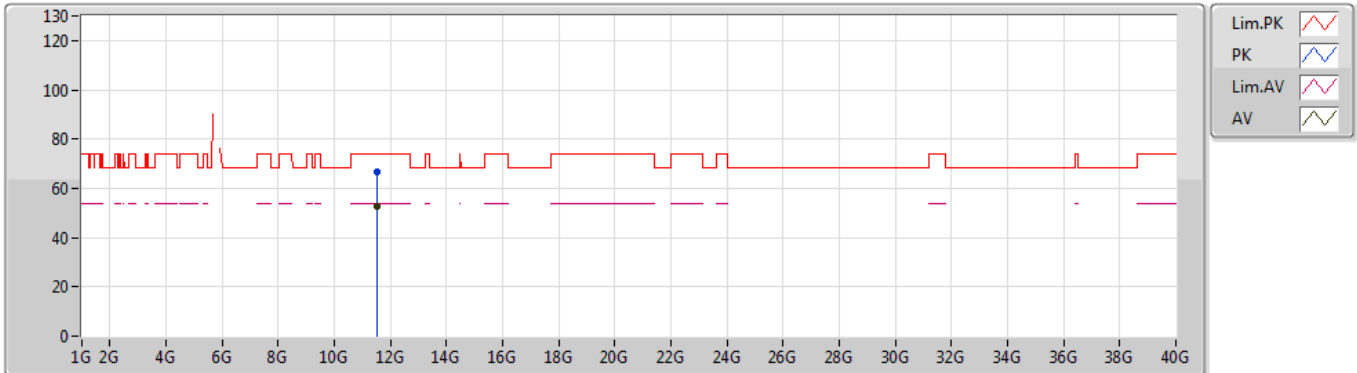


Type	Freq (Hz)	Level (dBuV/m)	Limit (dBuV/m)	Margin (dB)	Factor (dB)	Dist (m)	Condition	Azimuth (°)	Height (m)	Comment
AV	5.7646G	110.07	Inf	-Inf	5.04	3	Horizontal	17	1.50	-
PK	5.635G	62.94	68.20	-5.26	4.78	3	Horizontal	17	1.50	-
PK	5.7622G	120.11	Inf	-Inf	5.04	3	Horizontal	17	1.50	-
PK	5.9278G	63.41	68.20	-4.79	5.38	3	Horizontal	17	1.50	-

802.11ac VHT40-BF_Nss1,(MCS0)_4TX

23/04/2019

5755MHz_TX

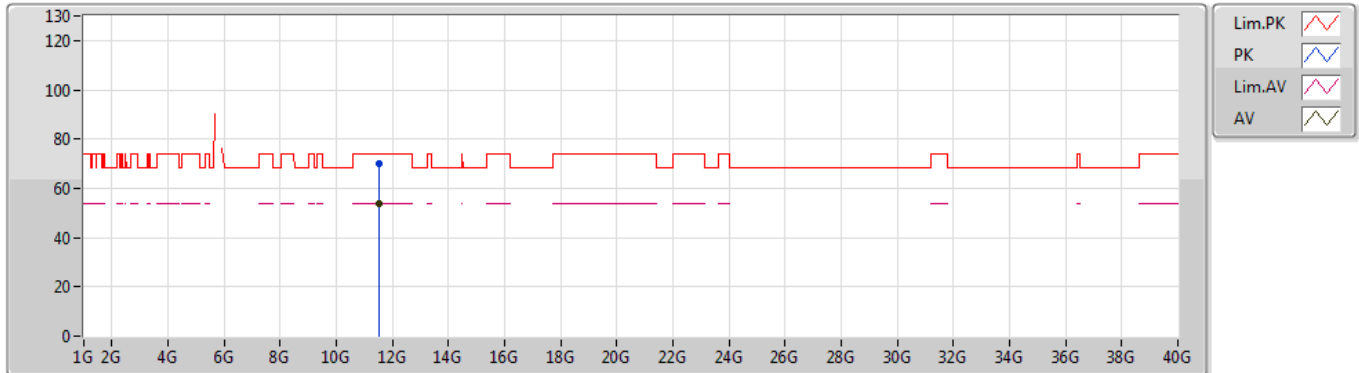


Type	Freq (Hz)	Level (dBuV/m)	Limit (dBuV/m)	Margin (dB)	Factor (dB)	Dist (m)	Condition	Azimuth (°)	Height (m)	Comment
AV	11.51224G	52.74	54.00	-1.26	15.54	3	Vertical	63	2.65	-
PK	11.50975G	66.95	74.00	-7.05	15.55	3	Vertical	63	2.65	-

802.11ac VHT40-BF_Nss1,(MCS0)_4TX

23/04/2019

5755MHz_TX

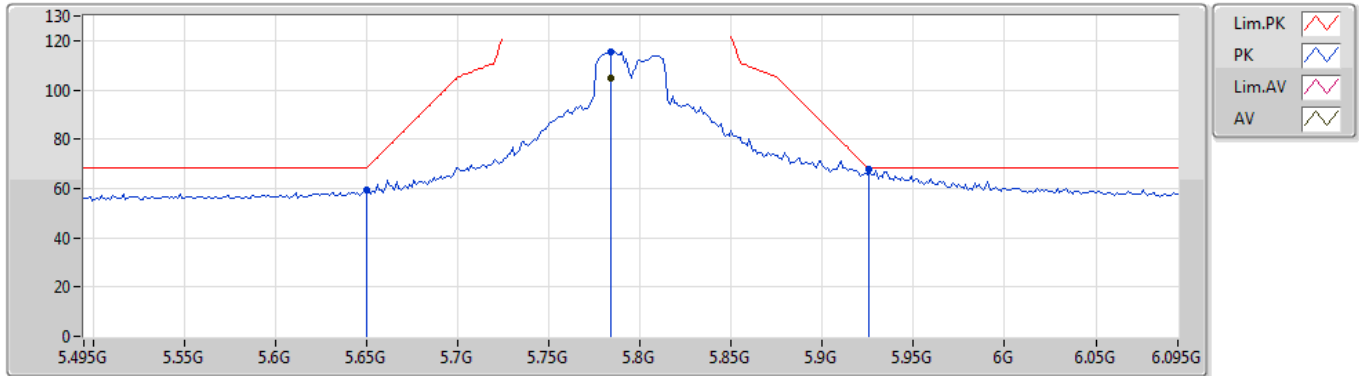


Type	Freq (Hz)	Level (dBuV/m)	Limit (dBuV/m)	Margin (dB)	Factor (dB)	Dist (m)	Condition	Azimuth (°)	Height (m)	Comment
AV	11.51197G	53.90	54.00	-0.10	15.54	3	Horizontal	251	1.38	-
PK	11.50988G	69.96	74.00	-4.04	15.55	3	Horizontal	251	1.38	-

802.11ac VHT40-BF_Nss1,(MCS0)_4TX

23/04/2019

5795MHz_TX

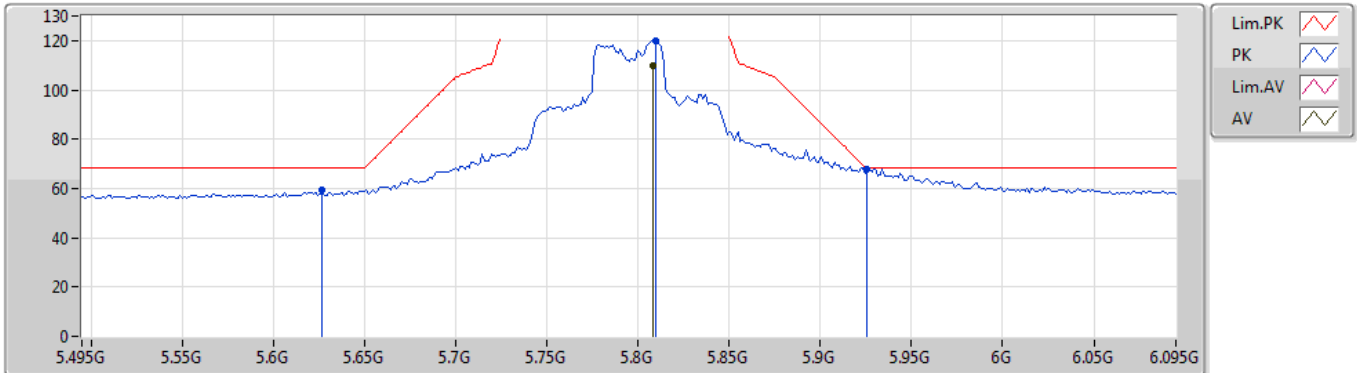


Type	Freq (Hz)	Level (dBuV/m)	Limit (dBuV/m)	Margin (dB)	Factor (dB)	Dist (m)	Condition	Azimuth (°)	Height (m)	Comment
AV	5.7842G	104.91	Inf	-Inf	5.08	3	Vertical	140	1.32	-
PK	5.6498G	59.45	68.20	-8.75	4.81	3	Vertical	140	1.32	-
PK	5.7842G	115.60	Inf	-Inf	5.08	3	Vertical	140	1.32	-
PK	5.9258G	67.76	68.20	-0.44	5.37	3	Vertical	140	1.32	-

802.11ac VHT40-BF_Nss1,(MCS0)_4TX

23/04/2019

5795MHz_TX

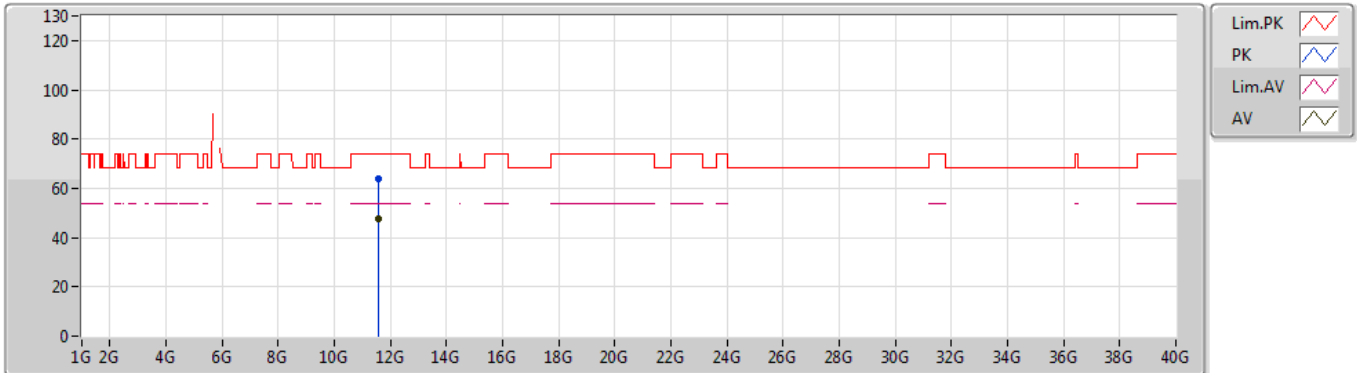


Type	Freq (Hz)	Level (dBuV/m)	Limit (dBuV/m)	Margin (dB)	Factor (dB)	Dist (m)	Condition	Azimuth (°)	Height (m)	Comment
AV	5.8082G	109.63	Inf	-Inf	5.12	3	Horizontal	22	1.27	-
PK	5.627G	59.15	68.20	-9.05	4.77	3	Horizontal	22	1.27	-
PK	5.8094G	119.93	Inf	-Inf	5.13	3	Horizontal	22	1.27	-
PK	5.9258G	67.94	68.20	-0.26	5.37	3	Horizontal	22	1.27	-

802.11ac VHT40-BF_Nss1,(MCS0)_4TX

23/04/2019

5795MHz_TX

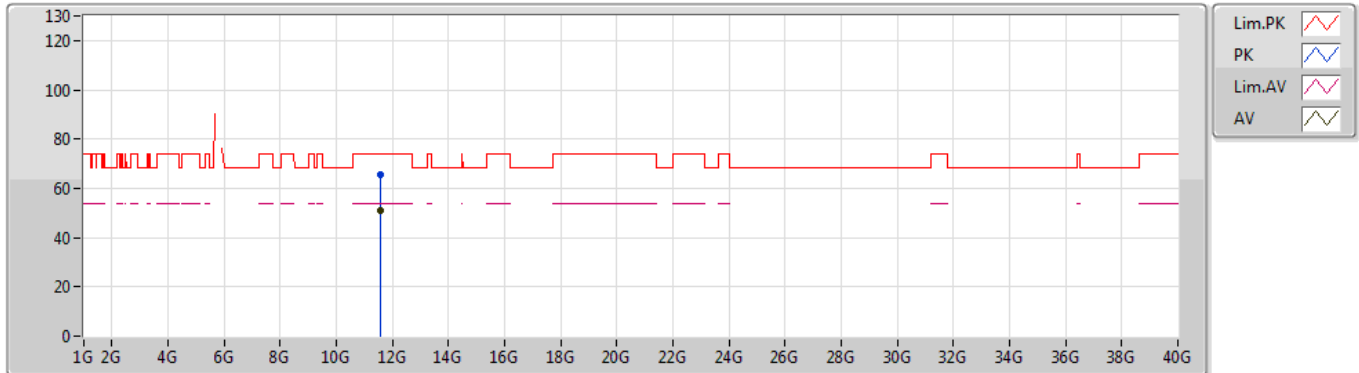


Type	Freq (Hz)	Level (dBuV/m)	Limit (dBuV/m)	Margin (dB)	Factor (dB)	Dist (m)	Condition	Azimuth (°)	Height (m)	Comment
AV	11.58949G	47.87	54.00	-6.13	15.53	3	Vertical	51	1.95	-
PK	11.58938G	63.84	74.00	-10.16	15.53	3	Vertical	51	1.95	-

802.11ac VHT40-BF_Nss1,(MCS0)_4TX

23/04/2019

5795MHz_TX

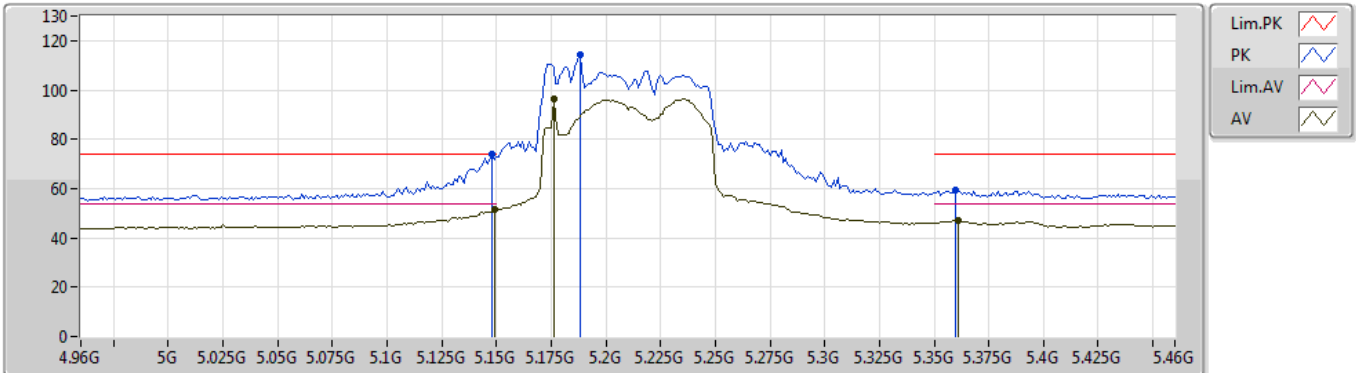


Type	Freq (Hz)	Level (dBuV/m)	Limit (dBuV/m)	Margin (dB)	Factor (dB)	Dist (m)	Condition	Azimuth (°)	Height (m)	Comment
AV	11.59249G	50.79	54.00	-3.21	15.53	3	Horizontal	249	1.39	-
PK	11.5899G	65.73	74.00	-8.27	15.53	3	Horizontal	249	1.39	-

802.11ac VHT80-BF_Nss1,(MCS0)_4TX

23/04/2019

5210MHz_TX

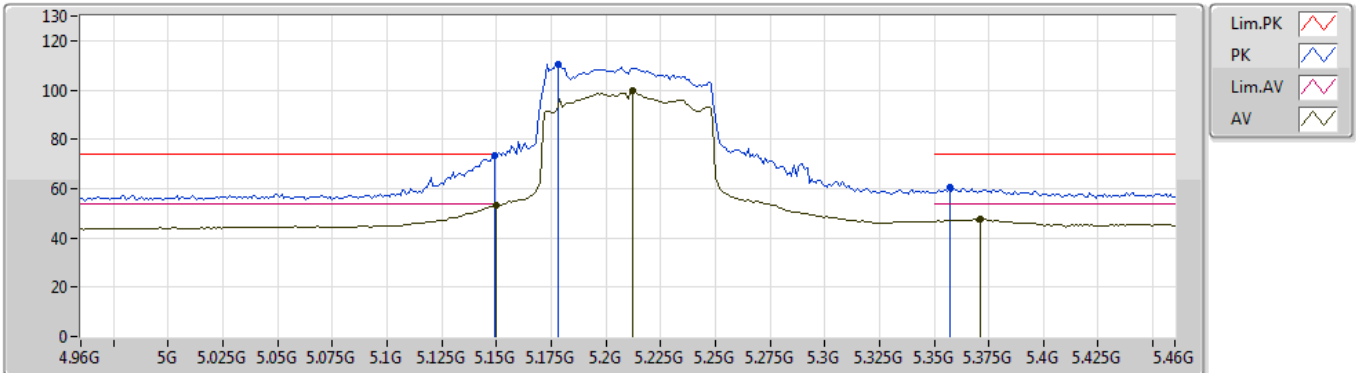


Type	Freq (Hz)	Level (dBuV/m)	Limit (dBuV/m)	Margin (dB)	Factor (dB)	Dist (m)	Condition	Azimuth (°)	Height (m)	Comment
AV	5.149G	51.44	54.00	-2.56	4.09	3	Vertical	289	1.64	-
AV	5.176G	96.35	Inf	-Inf	4.12	3	Vertical	289	1.64	-
AV	5.361G	47.00	54.00	-7.00	4.34	3	Vertical	289	1.64	-
PK	5.148G	73.89	74.00	-0.11	4.09	3	Vertical	289	1.64	-
PK	5.188G	114.20	Inf	-Inf	4.13	3	Vertical	289	1.64	-
PK	5.36G	59.50	74.00	-14.50	4.34	3	Vertical	289	1.64	-

802.11ac VHT80-BF_Nss1,(MCS0)_4TX

23/04/2019

5210MHz_TX

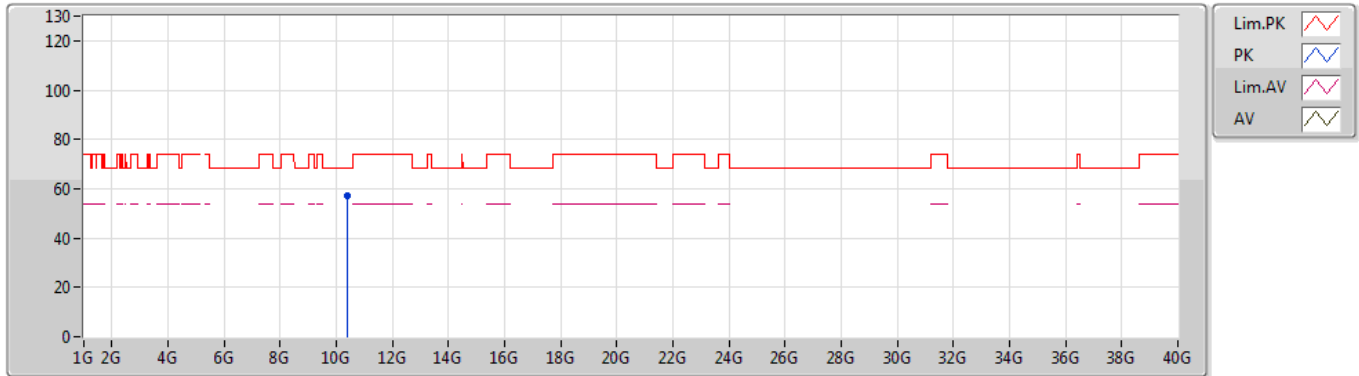


Type	Freq (Hz)	Level (dBuV/m)	Limit (dBuV/m)	Margin (dB)	Factor (dB)	Dist (m)	Condition	Azimuth (°)	Height (m)	Comment
AV	5.15G	53.34	54.00	-0.66	4.09	3	Horizontal	23	1.50	-
AV	5.212G	99.72	Inf	-Inf	4.17	3	Horizontal	23	1.50	-
AV	5.371G	47.69	54.00	-6.31	4.34	3	Horizontal	23	1.50	-
PK	5.149G	73.41	74.00	-0.59	4.09	3	Horizontal	23	1.50	-
PK	5.178G	110.60	Inf	-Inf	4.12	3	Horizontal	23	1.50	-
PK	5.357G	60.29	74.00	-13.71	4.32	3	Horizontal	23	1.50	-

802.11ac VHT80-BF_Nss1,(MCS0)_4TX

23/04/2019

5210MHz_TX

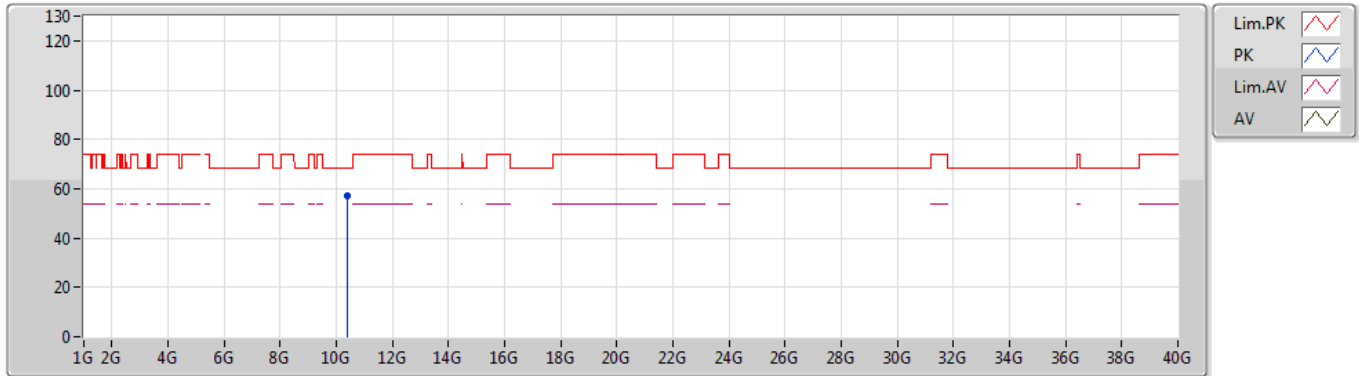


Type	Freq (Hz)	Level (dBuV/m)	Limit (dBuV/m)	Margin (dB)	Factor (dB)	Dist (m)	Condition	Azimuth (°)	Height (m)	Comment
PK	10.41718G	57.34	68.20	-10.86	14.54	3	Vertical	86	2.94	-

802.11ac VHT80-BF_Nss1,(MCS0)_4TX

23/04/2019

5210MHz_TX

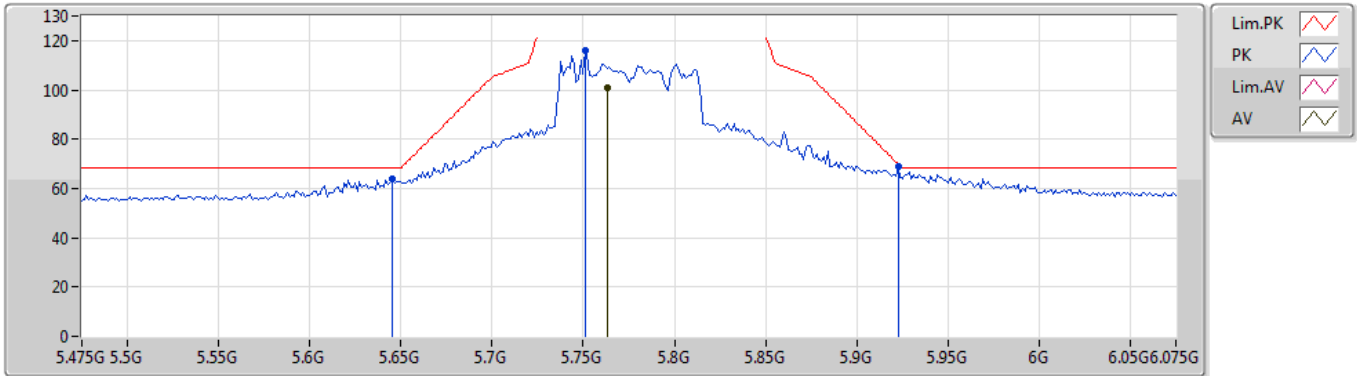


Type	Freq (Hz)	Level (dBuV/m)	Limit (dBuV/m)	Margin (dB)	Factor (dB)	Dist (m)	Condition	Azimuth (°)	Height (m)	Comment
PK	10.41304G	57.01	68.20	-11.19	14.53	3	Horizontal	223	1.52	-

802.11ac VHT80-BF_Nss1,(MCS0)_4TX

23/04/2019

5775MHz_TX

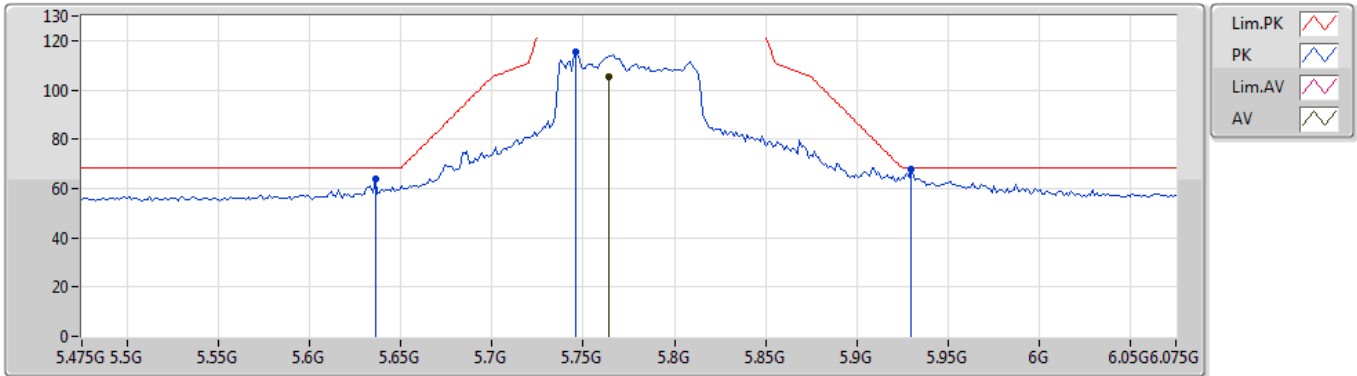


Type	Freq (Hz)	Level (dBuV/m)	Limit (dBuV/m)	Margin (dB)	Factor (dB)	Dist (m)	Condition	Azimuth (°)	Height (m)	Comment
AV	5.763G	100.62	Inf	-Inf	5.04	3	Vertical	239	1.50	-
PK	5.6454G	63.88	68.20	-4.32	4.80	3	Vertical	239	1.50	-
PK	5.751G	115.97	Inf	-Inf	5.01	3	Vertical	239	1.50	-
PK	5.9226G	69.01	69.98	-0.97	5.36	3	Vertical	239	1.50	-

802.11ac VHT80-BF_Nss1,(MCS0)_4TX

23/04/2019

5775MHz_TX

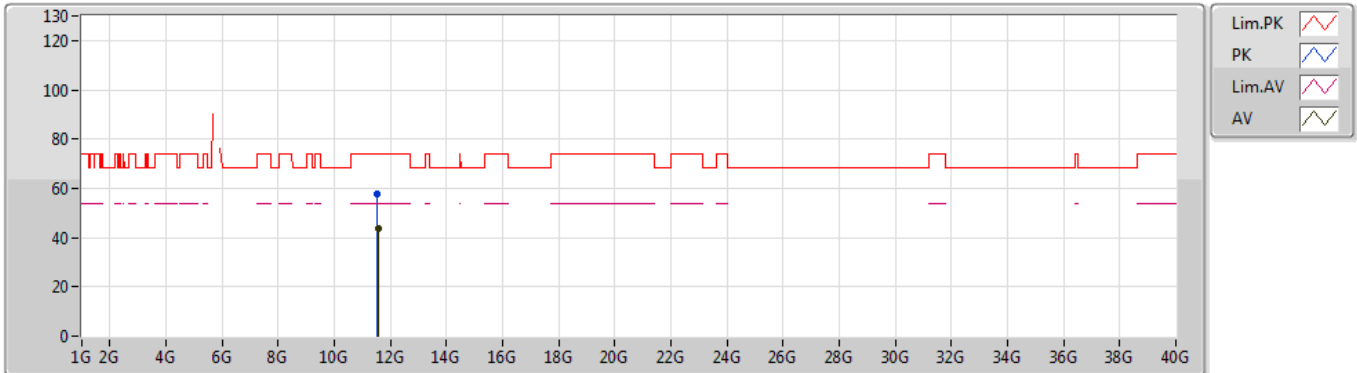


Type	Freq (Hz)	Level (dBuV/m)	Limit (dBuV/m)	Margin (dB)	Factor (dB)	Dist (m)	Condition	Azimuth (°)	Height (m)	Comment
AV	5.7642G	105.39	Inf	-Inf	5.04	3	Horizontal	14	1.49	-
PK	5.6358G	64.07	68.20	-4.13	4.78	3	Horizontal	14	1.49	-
PK	5.7462G	115.64	Inf	-Inf	5.00	3	Horizontal	14	1.49	-
PK	5.9298G	68.08	68.20	-0.12	5.38	3	Horizontal	14	1.49	-

802.11ac VHT80-BF_Nss1,(MCS0)_4TX

23/04/2019

5775MHz_TX

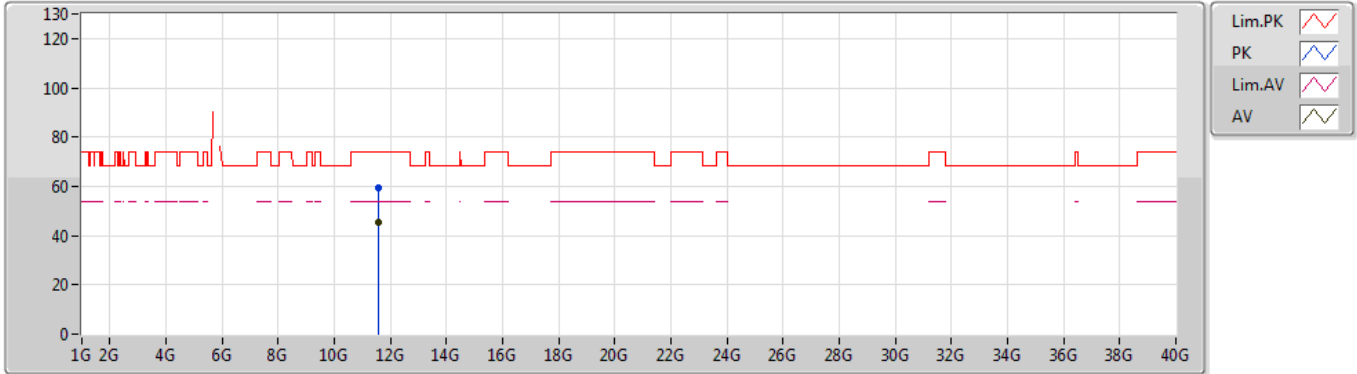


Type	Freq (Hz)	Level (dBuV/m)	Limit (dBuV/m)	Margin (dB)	Factor (dB)	Dist (m)	Condition	Azimuth (°)	Height (m)	Comment
AV	11.55354G	43.73	54.00	-10.27	15.54	3	Vertical	280	2.13	-
PK	11.5452G	57.47	74.00	-16.53	15.54	3	Vertical	280	2.13	-

802.11ac VHT80-BF_Nss1,(MCS0)_4TX

23/04/2019

5775MHz_TX



Type	Freq (Hz)	Level (dBuV/m)	Limit (dBuV/m)	Margin (dB)	Factor (dB)	Dist (m)	Condition	Azimuth (°)	Height (m)	Comment
AV	11.5584G	45.24	54.00	-8.76	15.54	3	Horizontal	241	1.44	-
PK	11.55684G	59.52	74.00	-14.48	15.54	3	Horizontal	241	1.44	-



Summary

Mode	Result	Type	Freq (Hz)	Level (dBuV/m)	Limit (dBuV/m)	Margin (dB)	Factor (dB)	Dist (m)	Condition	Azimuth (°)	Height (m)	Comments
2.4G+5G	-	-	-	-	-	-	-	-	-	-	-	-
VHT20+11a_Nss1,(6Mbps)_4TX	Pass	AV	15.7189G	51.65	54.00	-2.35	15.82	3	Vertical	288	1.40	-



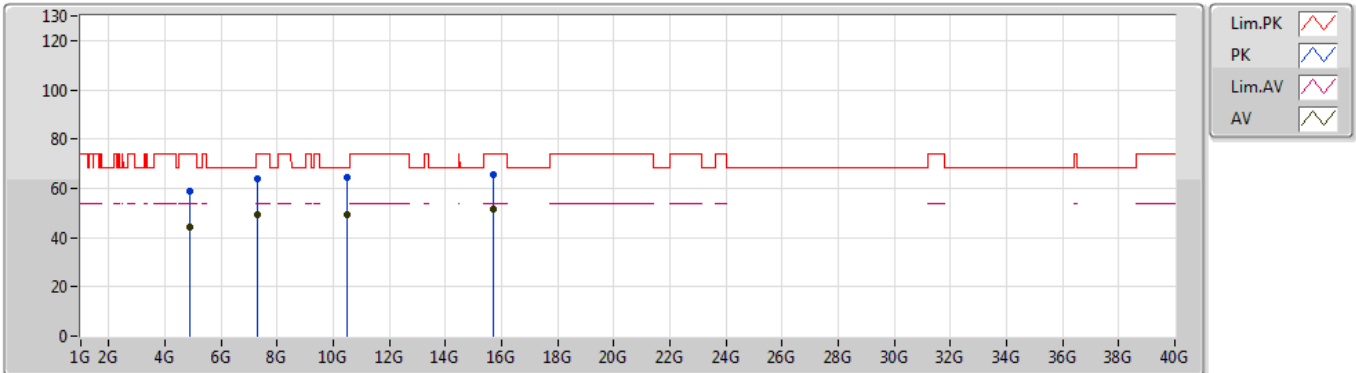
Result

Mode	Result	Type	Freq (Hz)	Level (dBuV/m)	Limit (dBuV/m)	Margin (dB)	Factor (dB)	Dist (m)	Condition	Azimuth (°)	Height (m)	Comments
VHT20+11a_Nss1,(6Mbps)_4TX	-	-	-	-	-	-	-	-	-	-	-	-
2437MHz,5240MHz	Pass	AV	4.87436G	44.33	54.00	-9.67	3.58	3	Vertical	260	1.50	-
2437MHz,5240MHz	Pass	AV	7.3136G	49.47	54.00	-4.53	9.51	3	Vertical	68	1.49	-
2437MHz,5240MHz	Pass	AV	10.4821G	49.32	Inf	-Inf	14.65	3	Vertical	118	1.53	-
2437MHz,5240MHz	Pass	AV	15.7189G	51.65	54.00	-2.35	15.82	3	Vertical	288	1.40	-
2437MHz,5240MHz	Pass	PK	4.87532G	58.64	74.00	-15.36	3.59	3	Vertical	260	1.50	-
2437MHz,5240MHz	Pass	PK	7.3112G	63.67	74.00	-10.33	9.50	3	Vertical	68	1.49	-
2437MHz,5240MHz	Pass	PK	10.4816G	64.42	68.20	-3.78	14.65	3	Vertical	118	1.53	-
2437MHz,5240MHz	Pass	PK	15.7206G	65.35	74.00	-8.65	15.81	3	Vertical	288	1.40	-
2437MHz,5240MHz	Pass	AV	4.87424G	37.00	54.00	-17.00	3.58	3	Horizontal	224	2.11	-
2437MHz,5240MHz	Pass	AV	7.31142G	47.31	54.00	-6.69	9.50	3	Horizontal	299	1.50	-
2437MHz,5240MHz	Pass	AV	10.48192G	49.02	Inf	-Inf	14.65	3	Horizontal	120	1.50	-
2437MHz,5240MHz	Pass	AV	15.72504G	51.46	54.00	-2.54	15.80	3	Horizontal	230	1.32	-
2437MHz,5240MHz	Pass	PK	4.87376G	59.27	74.00	-14.73	3.58	3	Horizontal	224	2.11	-
2437MHz,5240MHz	Pass	PK	7.3113G	60.93	74.00	-13.07	9.50	3	Horizontal	299	1.50	-
2437MHz,5240MHz	Pass	PK	10.48126G	63.08	68.20	-5.12	14.65	3	Horizontal	120	1.50	-
2437MHz,5240MHz	Pass	PK	15.72324G	66.98	74.00	-7.02	15.80	3	Horizontal	230	1.32	-

VHT20+11a_Nss1,(6Mbps)_4TX

23/04/2019

2437MHz,5240MHz_TX

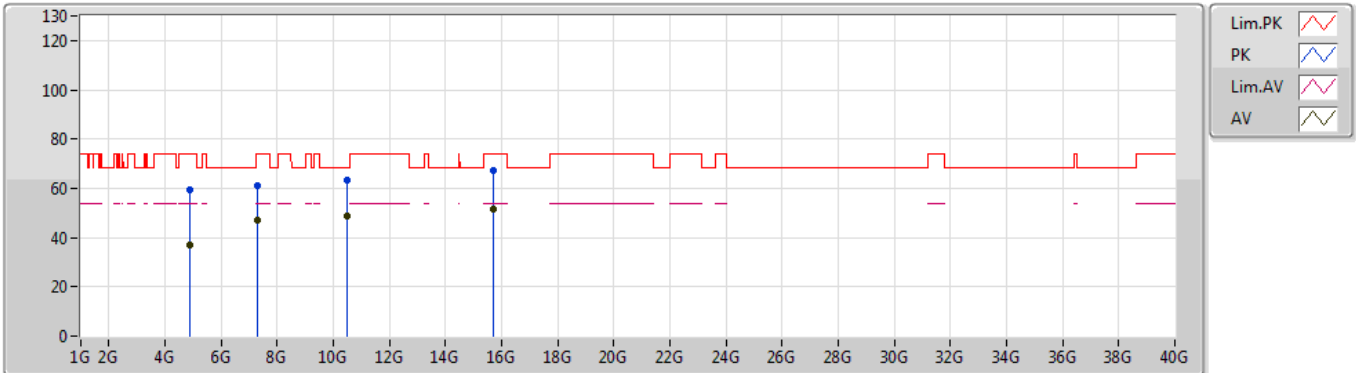


Type	Freq (Hz)	Level (dBuV/m)	Limit (dBuV/m)	Margin (dB)	Factor (dB)	Dist (m)	Condition	Azimuth (°)	Height (m)	Comment
AV	4.87436G	44.33	54.00	-9.67	3.58	3	Vertical	260	1.50	-
AV	7.3136G	49.47	54.00	-4.53	9.51	3	Vertical	68	1.49	-
AV	10.4821G	49.32	Inf	-Inf	14.65	3	Vertical	118	1.53	-
AV	15.7189G	51.65	54.00	-2.35	15.82	3	Vertical	288	1.40	-
PK	4.87532G	58.64	74.00	-15.36	3.59	3	Vertical	260	1.50	-
PK	7.3112G	63.67	74.00	-10.33	9.50	3	Vertical	68	1.49	-
PK	10.4816G	64.42	68.20	-3.78	14.65	3	Vertical	118	1.53	-
PK	15.7206G	65.35	74.00	-8.65	15.81	3	Vertical	288	1.40	-

VHT20+11a_Nss1,(6Mbps)_4TX

23/04/2019

2437MHz,5240MHz_TX



Type	Freq (Hz)	Level (dBuV/m)	Limit (dBuV/m)	Margin (dB)	Factor (dB)	Dist (m)	Condition	Azimuth (°)	Height (m)	Comment
AV	4.87424G	37.00	54.00	-17.00	3.58	3	Horizontal	224	2.11	-
AV	7.31142G	47.31	54.00	-6.69	9.50	3	Horizontal	299	1.50	-
AV	10.48192G	49.02	Inf	-Inf	14.65	3	Horizontal	120	1.50	-
AV	15.72504G	51.46	54.00	-2.54	15.80	3	Horizontal	230	1.32	-
PK	4.87376G	59.27	74.00	-14.73	3.58	3	Horizontal	224	2.11	-
PK	7.3113G	60.93	74.00	-13.07	9.50	3	Horizontal	299	1.50	-
PK	10.48126G	63.08	68.20	-5.12	14.65	3	Horizontal	120	1.50	-
PK	15.72324G	66.98	74.00	-7.02	15.80	3	Horizontal	230	1.32	-