



RF MEASUREMENT REPORT

FCC ID: VW3F5688W
Application: SAGEMCOM BROADBAND SAS
Product: Gateway
Model No.: Fast 5688W
Brand Name: SAGEMCOM
FCC Rule Part(s): Part 96.47
Result: Complies
Received Date: 2023-01-05
Test Date: 2023-01-13

Reviewed By:

Sunny Sun

Approved By:

Robin Wu



The test results relate only to the samples tested.

This equipment has been shown to be capable of compliance with the applicable technical standards as indicated in the measurement report and was tested in accordance with the measurement procedures specified in ANSI C63.26-2015. Test results reported herein relate only to the item(s) tested.

The test report shall not be reproduced except in full without the written approval of MRT Technology (Suzhou) Co., Ltd.

Revision History

Report No.	Version	Description	Issue Date	Note
2301RSU010-U1	Rev. 01	Initial Report	2023-01-14	Valid

CONTENTS

Description	Page
1. General Information.....	4
1.1. Applicant	4
1.2. Manufacturer	4
1.3. Testing Facility	4
1.4. Product Information.....	5
1.5. Test Methodology.....	5
2. Test Configuration	6
2.1. Test System Connection Diagram.....	6
2.2. Test Environment Condition	6
3. Measuring Instrument	7
4. Decision Rules and Measurement Uncertainty.....	8
4.1. Decision Rules	8
4.2. Measurement Uncertainty.....	8
5. Test Result.....	9
5.1. Summary.....	9
5.2. End User Device Additional Requirement (CBSD Protocol) Measurement.....	10
5.2.1. Test Limit	10
5.2.2. Test Procedure.....	10
5.2.3. Test Setting	10
5.2.4. Test Result	11
Appendix A - Test Setup Photograph.....	13

1.4. Product Information

Product Name	Gateway
Model No.	Fast 5688W
IMEI	359509843447902
NR Band	n48
TDD Tx & Rx Frequency Range	n48: 3550 ~ 3700 MHz
Accessories	
AC Adapter	Model: NPD36AUS L.P.S Input: 100-127V ~ 50/60Hz, 1.0A Output: 15.0V = 2.5A 9.0V = 2.0A 5.0V = 2.0A
Remark: The information of EUT was provided by the manufacturer, and the accuracy of the information shall be the responsibility of the manufacturer.	

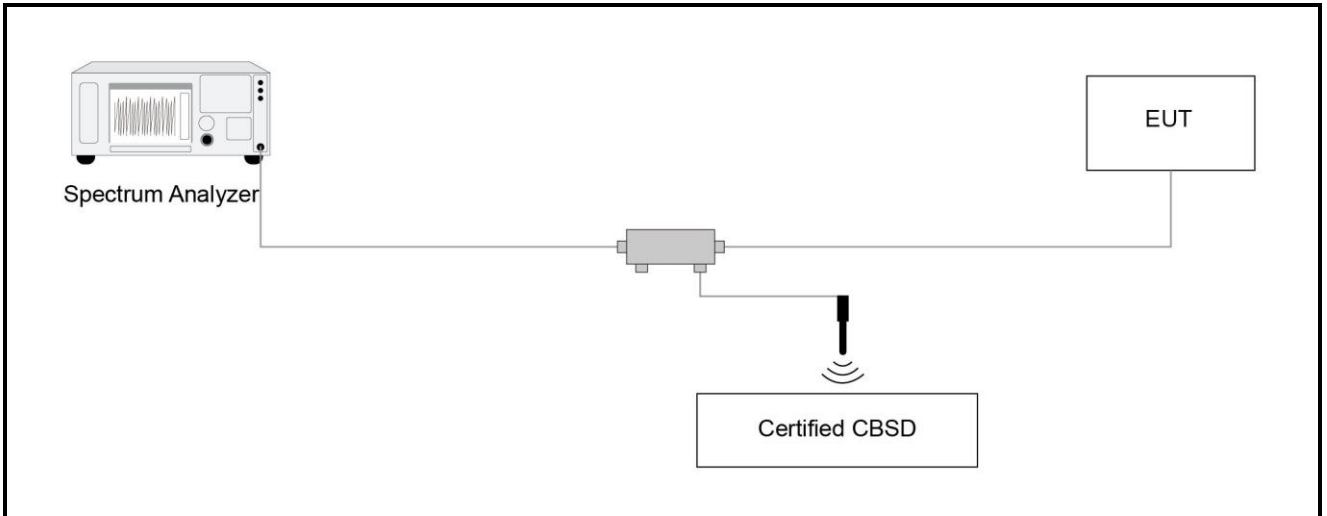
1.5. Test Methodology

According to the specifications of the manufacturer, the EUT must comply with the requirements of the following standards:

- FCC 47 CFR Part 96.47
- FCC KDB 940660 D01 Part 96 CBRS Eqpt v02
- WINNF-TS-0122 V1.0.2: Test and Certification for Citizens Broadband Radio Service (CBRS);
Conformance and Performance Test Technical Specification; CBSD/DP as Unit Under Test (UUT)

2. Test Configuration

2.1. Test System Connection Diagram



2.2. Test Environment Condition

Ambient Temperature	15 ~ 35°C
Relative Humidity	20% ~ 75%RH

3. Measuring Instrument

Instrument Name	Manufacturer	Model No.	Asset No.	Cali. Interval	Cal. Due Date	Test Site
Thermohygrometer	testo	608-H1	MRTSUE06362	1 year	2023-02-15	WZ-SR6
Shielding Room	HUAMING	WZ-SR6	MRTSUE06443	N/A	N/A	WZ-SR6
Signal Analyzer	Keysight	N9020B	MRTSUE06583	1 year	2023-10-08	WZ-SR6
Directional Coupler	PULSAR	CS10-23-436/20	MRTSUE06565	1 year	2023-10-27	WZ

4. Decision Rules and Measurement Uncertainty

4.1. Decision Rules

The Decision Rule is based on Simple Acceptance in accordance with ISO Guide 98-4: 2012 Clause 8.2. (Measurement uncertainty is not taken into account when stating conformity with a specified requirement.)

4.2. Measurement Uncertainty

Where relevant, the following test uncertainty levels have been estimated for tests performed on the EUT as specified in CISPR 16-4-2. This uncertainty represents an expanded uncertainty expressed at approximately the 95% confidence level using a coverage factor of $k = 2$.

Conducted Measurement
Measuring Uncertainty for a Level of Confidence of 95% ($U=2U_c(y)$): 0.78dB

5. Test Result

5.1. Summary

FCC Part Section(s)	Test Description	Test Condition	Test Result
96.47	End User Device Additional Requirements (CBSD Protocol)	Conducted	Pass

Notes:

- 1) The analyzer plots shown in this section were all taken with a correction table loaded into the analyzer. The correction table was used to account for the losses of the cables and attenuators used as part of the system to connect the EUT to the analyzer at all frequencies of interest.

5.2. End User Device Additional Requirement (CBSD Protocol) Measurement

5.2.1. Test Limit

End User Devices may operate only if they can positively receive and decode an authorization signal transmitted by aCBSD, including the frequencies and power limits for their operation.

An End User Device must discontinue operations, change frequencies, or change its operational power level within 10 seconds of receiving instructions from its associated CBSD

5.2.2. Test Procedure

KDB 940660 D01 v02, WINNF-TS-0122 V1.0.2

5.2.3. Test Setting

The EUT was connected via an RF cable to a certified CBSD (Nokia solutions and Networks, OY. FCC ID:2AD8UAZQCRH1) and spectrum analyzer. The following procedure is performed by applying WINNF-TS-0122 CBRS CBSD Test Specification.

Step 1:

- a. Setup WINNF.PT.C.HBT.1 with 3570 ~ 3590MHz and power level at 24 dBm/MHz.
- b. Enable Smallcell service from EPC Manage Tool.
- c. Check EUT Tx frequency and power.
- d. Disable Micro RRU from EPC Manage Tool and check EUT stop transmission within 10s.

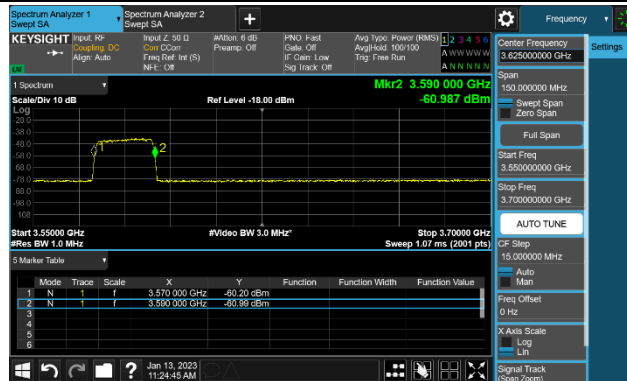
Step 2:

- a. Setup WINNF.PT.C.HBT.1 with 3670 ~ 3690MHz and power level at 17 dBm/MHz.
- b. Enable Smallcell service from EPC Manage Tool.
- c. Check EUT Tx frequency and power.
- d. Disable Micro RRU from EPC Manage Tool and check EUT stop transmission within 10s.

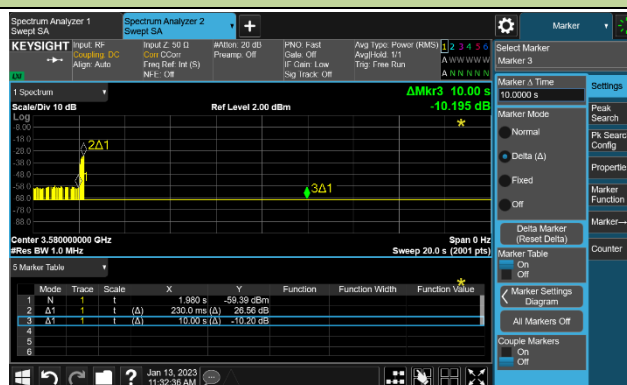
5.2.4. Test Result

Test Site	WZ-SR6	Test Engineer	Jonezhang
Test Date	2023-01-13	Test Band	CBSD transmit at 3580MHz (20MHz BW), 24 dBm/MHz

Frequency Operation



Discontinues Operations within 10s



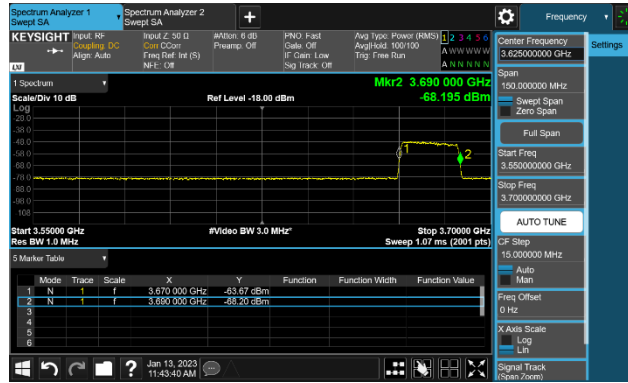
Marker 1: CBSD sends instructions to discontinue NR operations.

Marker 2: EUT discontinues operation.

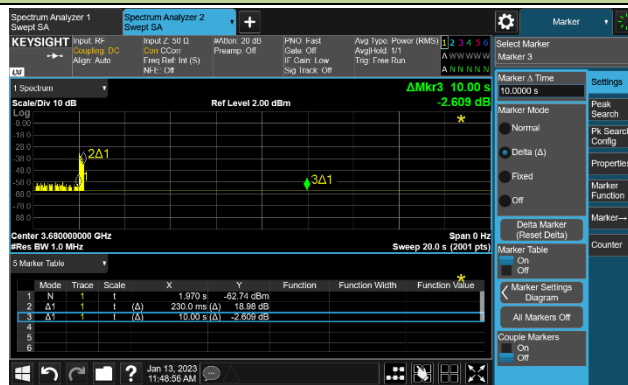
Marker 3: 10 seconds elapsed time from CBSD sending instructions to EUT.

Test Site	WZ-SR6	Test Engineer	Jonezhang
Test Date	2023-01-13	Test Band	CBSD transmit at 3680MHz (20MHz BW), 17 dBm/MHz

Frequency Operation



Discontinues Operations within 10s



Marker 1: CBSD sends instructions to discontinue NR operations.

Marker 2: EUT discontinues operation.

Marker 3: 10 seconds elapsed time from CBSD sending instructions to EUT.

Appendix A - Test Setup Photograph

Refer to "2301RSU010-UT" file.