

FCC 15.247 # Max output power and psd ~ WLAN5Gx ax-HE40 U-NII-3_BW

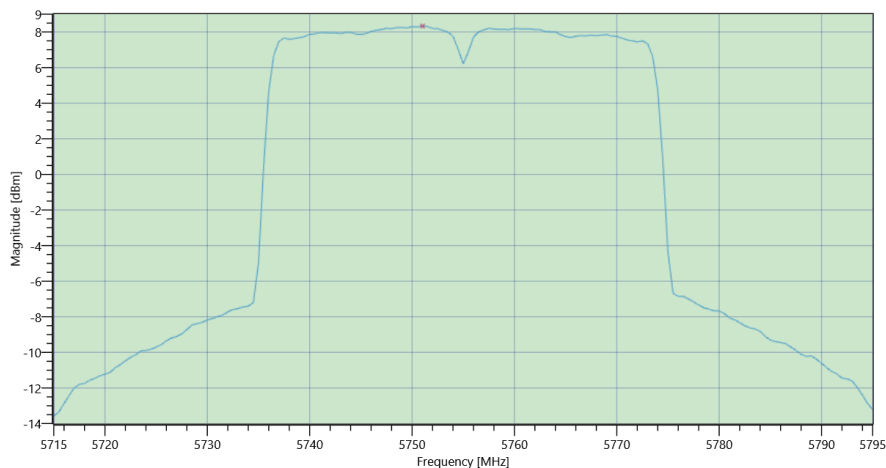
Maximum Output Power

READ SA SETTINGS:

RefLevel [dBm] RefLevelOffset [dB] InpAtt [dB]	29.82 18.77 30
Start [MHz] Stop [MHz]	5715.000 5795.000
RBW [MHz] VBW [MHz]	1.000000 3.000000
Detector TraceMode	RMS MAXH
Sweep: Time [ms] Count Points per Section Type	53700 1 161 SWE

RESULT

Test Description	Lower Limit	Upper Limit	Measured	Unit	Verdict
Max Output Power	---	---	23.5	dBm	INFO
Duty Cycle Correction	---	---	0.37	dB	INFO
Limit absolute					
Max Output Power DC corrected	---	30	23.87	dBm	PASS
Limit by: 11 dBm + 10 log Bandwidth					
Max Output Power DC corrected	---	30.03	23.87	dBm	not applicable



FCC 15.247 # Max output power and psd ~ WLAN5Gx ax-HE40 U-NII-3 Max OP and PSD

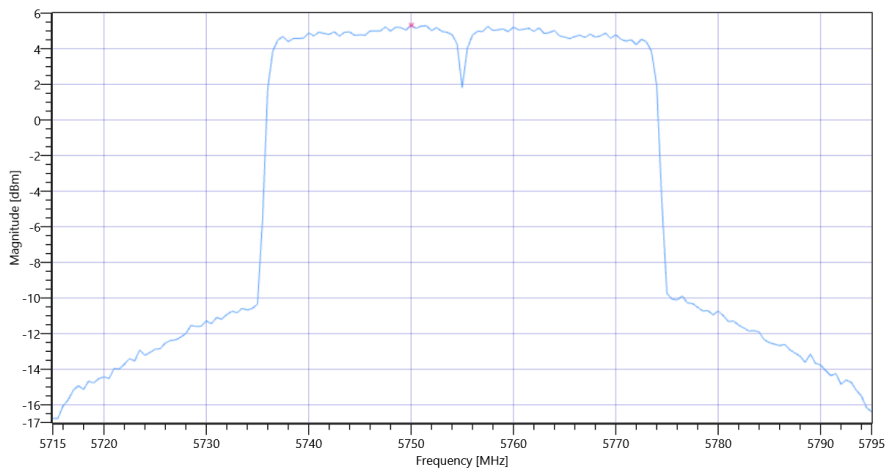
Power Spectral Density U-NII-3

READ SA SETTINGS:

RefLevel [dBm] RefLevelOffset [dB] InpAtt [dB]	29.82 18.77 30
Start [MHz] Stop [MHz]	5715.000 5795.000
RBW [MHz] VBW [MHz]	0.500000 3.000000
Detector TraceMode	RMS MAXH
Sweep: Time [ms] Count Points per Section Type	53700 1 161 SWE

RESULT

Test Description	Lower Limit	Upper Limit	Measured	Unit	Verdict
Power Spectral Density	---	---	5.32	dBm/0.5MHz	INFO
Duty Cycle Correction	---	---	0.37	dB	INFO
Power Spectral Density DC corrected	---	30	5.69	dBm/0.5MHz	PASS



FCC 15.247 # Max output power and psd ~ WLAN5Gx ax-HE40 U-NII-3 PSD UNII-3

General verdict

PASS

FCC 15.247 # Max output power and psd ~ WLAN5Gx ax-HE40 U-NII-3

Test References	
TC Start	18.07.2022 16:21:32
Ambit Temp [°C] Humidity [rel%]	28.5 29
System Version	3.2.0.2
Test Specification	FCC 15.247 -
Test Method	KDB789033 D02, F., E.2.e.
TC Version	0.0.1
My Description	FCC 15.407 Max Output Power & PSD - WLAN5Gx ax-HE40 U-NII-3
Add. Information	

EUT Common Settings WLAN5Gx	
Number of Antenna Ports	2
User Interaction	No
Device Class UNII_1	Client

Test Parameter	
Technology to test	WLAN5Gx ax-HE40
Antenna Port used	2
Temperature	nom
Voltage	nom
Frequency low to test	False Freq [MHz] 5755
Frequency mid to test	False Freq [MHz] 0
Frequency high to test	True Freq [MHz] 5795
Auto Control enabled Power Supply Climatic Box	No No
Additional Path Loss [dB]	1.4
Switched Path	EUT - SignalingUnit - SpectrumAnalyzer

Test Equipment	
Signal analyzer,Rohde&Schwarz,FSV-40,1307.9002K40/101042,3.70	
Switch matrix,CTCadvanced,SPM-4 NI DAQ,28016133,NI	

Test at TX 5795 MHz

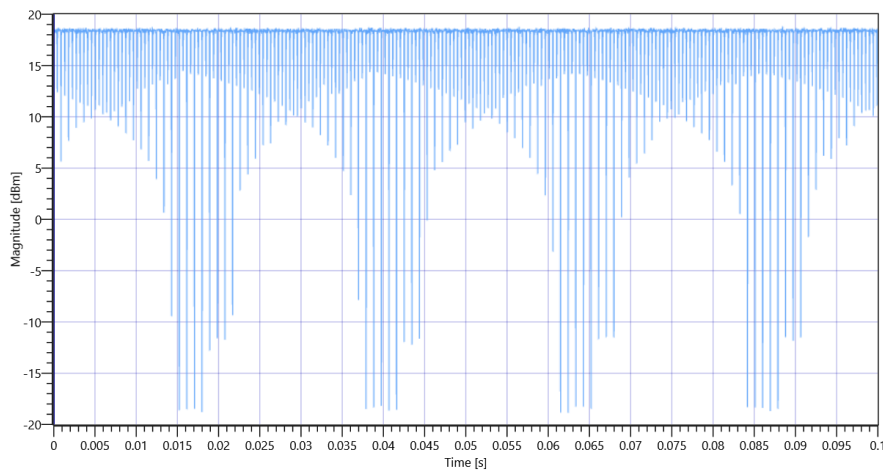
RESULT: Reference Power cond.

Test Description	Lower Limit	Upper Limit	Measured	Unit	Verdict
Ref. Power 1MHz/1MHz cond.	---	---	18.77	dBm	INFO
Ref. Frequency	---	---	5796.600	MHz	INFO

Evaluation max. Duty Cycle

Duty Cycle evaluation

Test Description	Lower Limit	Upper Limit	Measured	Unit	Verdict
Result Summary					
Number of detected Bursts:80					
Duty Cycle (Burst Ratio) max	---	---	0.989	---	INFO
Duty Cycle max	---	---	0.048	dB	INFO
Duty Cycle (Burst Ratio) min	---	---	0.919	---	INFO
Duty Cycle min	---	---	0.367	dB	INFO
Max TX Burst Length	---	---	6.875	ms	INFO
Min Gap Length	---	---	0.075	ms	INFO
Max Gap Length	---	---	0.075	ms	INFO

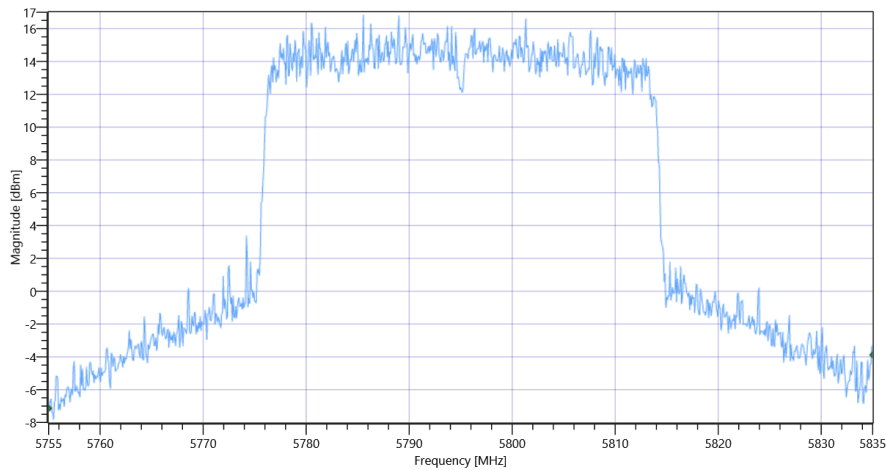


FCC 15.247 # Max output power and psd ~ WLAN5Gx ax-HE40 U-NII-3 5795 MHz - DutyCycle

Evaluation Bandwidth

RESULT

Test Description	Lower Limit	Upper Limit	Measured	Unit	Verdict
Bandwidth 26dB	---	---	80	MHz	INFO
T1 26dB	---	---	5755.0000	MHz	INFO
T2 26dB	---	---	5835.0000	MHz	INFO



FCC 15.247 # Max output power and psd ~ WLAN5Gx ax-HE40 U-NII-3_BW

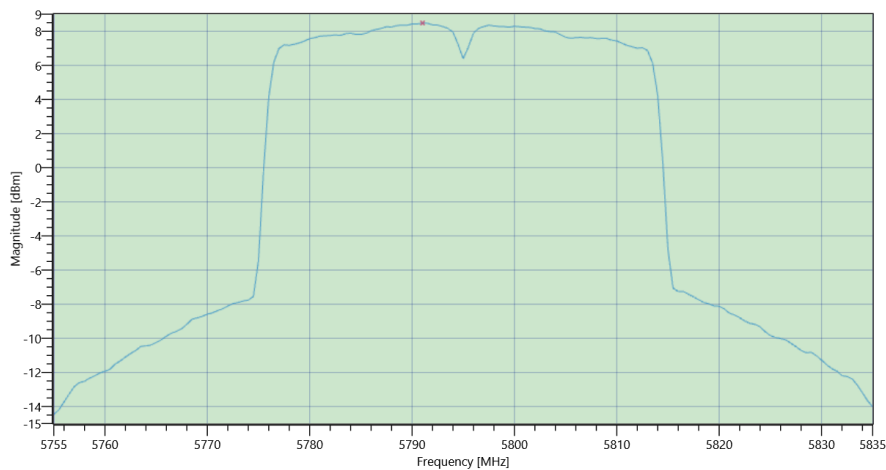
Maximum Output Power

READ SA SETTINGS:

RefLevel [dBm] RefLevelOffset [dB] InpAtt [dB]	30.77 18.75 30
Start [MHz] Stop [MHz]	5755.000 5835.000
RBW [MHz] VBW [MHz]	1.000000 3.000000
Detector TraceMode	RMS MAXH
Sweep: Time [ms] Count Points per Section Type	53700 1 161 SWE

RESULT

Test Description	Lower Limit	Upper Limit	Measured	Unit	Verdict
Max Output Power	---	---	23.41	dBm	INFO
Duty Cycle Correction	---	---	0.37	dB	INFO
Limit absolute					
Max Output Power DC corrected	---	30	23.78	dBm	PASS
Limit by: 11 dBm + 10 log Bandwidth					
Max Output Power DC corrected	---	30.03	23.78	dBm	not applicable



FCC 15.247 # Max output power and psd ~ WLAN5Gx ax-HE40 U-NII-3 Max OP and PSD

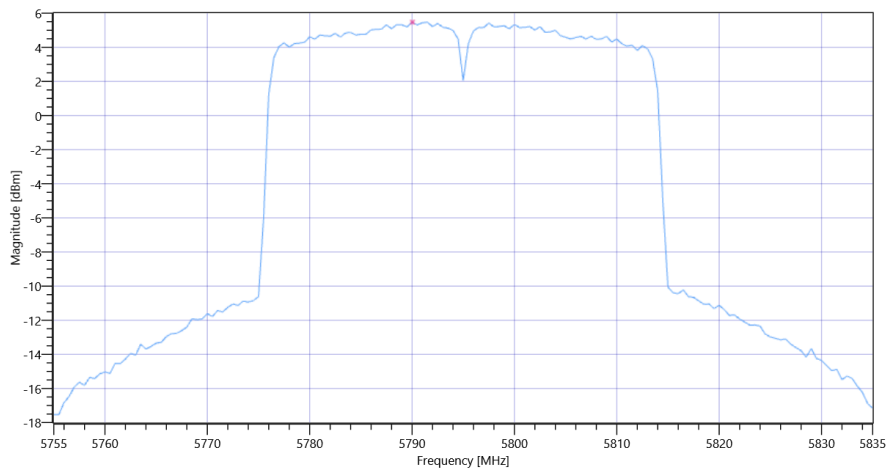
Power Spectral Density U-NII-3

READ SA SETTINGS:

RefLevel [dBm] RefLevelOffset [dB] InpAtt [dB]	30.77 18.75 30
Start [MHz] Stop [MHz]	5755.000 5835.000
RBW [MHz] VBW [MHz]	0.500000 3.000000
Detector TraceMode	RMS MAXH
Sweep: Time [ms] Count Points per Section Type	53700 1 161 SWE

RESULT

Test Description	Lower Limit	Upper Limit	Measured	Unit	Verdict
Power Spectral Density	---	---	5.47	dBm/0.5MHz	INFO
Duty Cycle Correction	---	---	0.37	dB	INFO
Power Spectral Density DC corrected	---	30	5.84	dBm/0.5MHz	PASS



FCC 15.247 # Max output power and psd ~ WLAN5Gx ax-HE40 U-NII-3 PSD UNII-3

General verdict

PASS

FCC 15.407, ISED RSS247 # Minimum emission bandwidth ~ WLAN5Gx ax-HE40 U-NII-3

Test References	
TC Start	18.07.2022 15:01:21
Ambit Temp [°C] Humidity [rel%]	28.1 30
System Version	3.2.0.2
Test Specification	FCC 15.407, ISED RSS247 -
Test Method	KDB789033 D02, C.2.
TC Version	0.0.1
My Description	FCC 15.407 Min Emission Bandwidth - WLAN5Gx ax-HE40 U-NII-3
Add. Information	

EUT Common Settings WLAN5Gx	
Number of Antenna Ports	2
User Interaction	No
Device Class UNII_1	Client

Test Parameter	
Technology to test	WLAN5Gx ax-HE40
Antenna Port used	1
Temperature	nom
Voltage	nom
Frequency low to test	True Freq [MHz] 5755
Frequency mid to test	False Freq [MHz] 0
Frequency high to test	False Freq [MHz] 5795
Auto Control enabled Power Supply Climatic Box	No No
Additional Path Loss [dB]	1.4
Switched Path	EUT - SignalingUnit - SpectrumAnalyzer

Test Equipment	
Signal analyzer,Rohde&Schwarz,FSV-40,1307.9002K40/101042,3.70	
Switch matrix,CTCadvanced,SPM-4 NI DAQ,28016133,NI	

Test at TX 5755 MHz

RESULT: Reference Power cond.

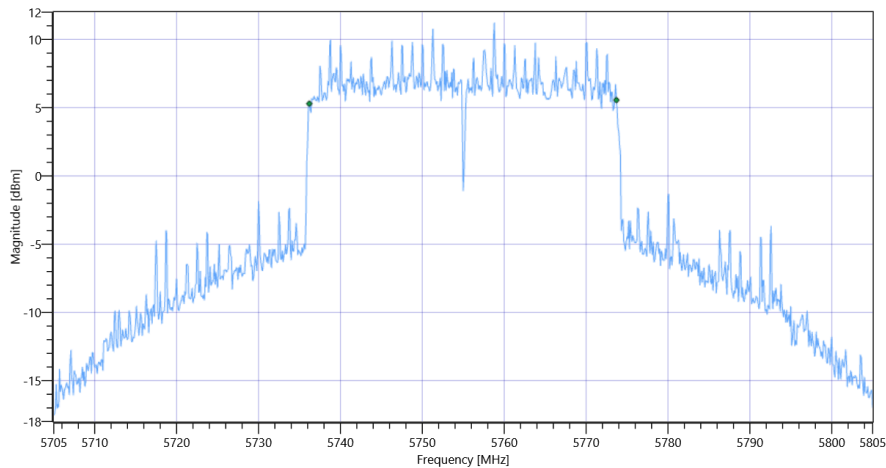
Test Description	Lower Limit	Upper Limit	Measured	Unit	Verdict
Ref. Power 1MHz/1MHz cond.	---	---	18.04	dBm	INFO
Ref. Frequency	---	---	5751.200	MHz	INFO

READ SA SETTINGS:

RefLevel [dBm] RefLevelOffset [dB] InpAtt [dB]	30.04 18.77 30
Start [MHz] Stop [MHz]	5705.000 5805.000
RBW [MHz] VBW [MHz]	0.100000 0.300000
Detector TraceMode	POS MAXH
Sweep: Time [ms] Count Points per Section Type	2 1500 1001 SWE

RESULT

Test Description	Lower Limit	Upper Limit	Measured	Unit	Verdict
Bandwidth (6dB)	0.500	---	37.5	MHz	PASS



FCC 15.407, ISSED RSS247 # Minimum emission bandwidth ~ WLAN5Gx ax-HE40 U-NII-3

General verdict

PASS

FCC 15.407, ISED RSS247 # Minimum emission bandwidth ~ WLAN5Gx ax-HE40 U-NII-3

Test References	
TC Start	18.07.2022 15:10:28
Ambit Temp [°C] Humidity [rel%]	28.2 30
System Version	3.2.0.2
Test Specification	FCC 15.407, ISED RSS247 -
Test Method	KDB789033 D02, C.2.
TC Version	0.0.1
My Description	FCC 15.407 Min Emission Bandwidth - WLAN5Gx ax-HE40 U-NII-3
Add. Information	

EUT Common Settings WLAN5Gx	
Number of Antenna Ports	2
User Interaction	No
Device Class UNII_1	Client

Test Parameter	
Technology to test	WLAN5Gx ax-HE40
Antenna Port used	1
Temperature	nom
Voltage	nom
Frequency low to test	False Freq [MHz] 5755
Frequency mid to test	False Freq [MHz] 0
Frequency high to test	True Freq [MHz] 5795
Auto Control enabled Power Supply Climatic Box	No No
Additional Path Loss [dB]	1.4
Switched Path	EUT - SignalingUnit - SpectrumAnalyzer

Test Equipment	
Signal analyzer,Rohde&Schwarz,FSV-40,1307.9002K40/101042,3.70	
Switch matrix,CTCadvanced,SPM-4 NI DAQ,28016133,NI	

Test at TX 5795 MHz

RESULT: Reference Power cond.

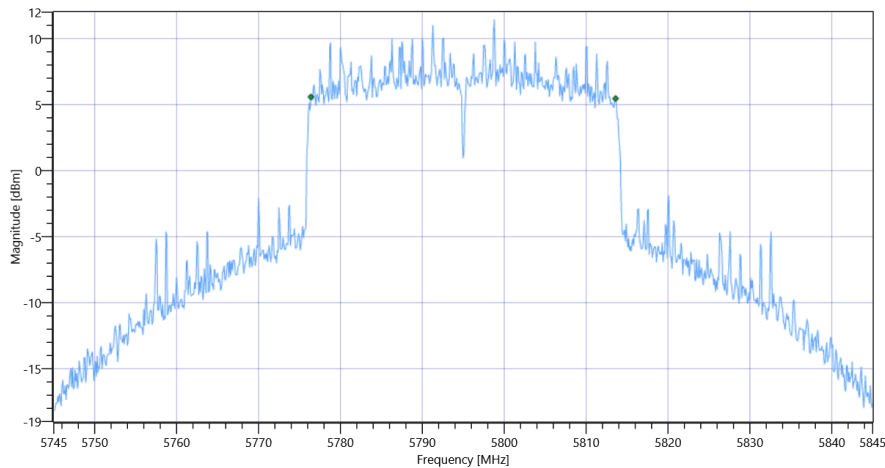
Test Description	Lower Limit	Upper Limit	Measured	Unit	Verdict
Ref. Power 1MHz/1MHz cond.	---	---	18.41	dBm	INFO
Ref. Frequency	---	---	5797.200	MHz	INFO

READ SA SETTINGS:

RefLevel [dBm] RefLevelOffset [dB] InpAtt [dB]	30.41 18.75 30
Start [MHz] Stop [MHz]	5745.000 5845.000
RBW [MHz] VBW [MHz]	0.100000 0.300000
Detector TraceMode	POS MAXH
Sweep: Time [ms] Count Points per Section Type	2 1500 1001 SWE

RESULT

Test Description	Lower Limit	Upper Limit	Measured	Unit	Verdict
Bandwidth (6dB)	0.500	---	37.2	MHz	PASS



FCC 15.407, ISED RSS247 # Minimum emission bandwidth ~ WLAN5Gx ax-HE40 U-NII-3

General verdict

PASS

FCC 15.407, ISED RSS247 # Minimum emission bandwidth ~ WLAN5Gx ax-HE40 U-NII-3

Test References	
TC Start	18.07.2022 16:19:47
Ambit Temp [°C] Humidity [rel%]	28.5 29
System Version	3.2.0.2
Test Specification	FCC 15.407, ISED RSS247 -
Test Method	KDB789033 D02, C.2.
TC Version	0.0.1
My Description	FCC 15.407 Min Emission Bandwidth - WLAN5Gx ax-HE40 U-NII-3
Add. Information	

EUT Common Settings WLAN5Gx	
Number of Antenna Ports	2
User Interaction	No
Device Class UNII_1	Client

Test Parameter	
Technology to test	WLAN5Gx ax-HE40
Antenna Port used	2
Temperature	nom
Voltage	nom
Frequency low to test	True Freq [MHz] 5755
Frequency mid to test	False Freq [MHz] 0
Frequency high to test	False Freq [MHz] 5795
Auto Control enabled Power Supply Climatic Box	No No
Additional Path Loss [dB]	1.4
Switched Path	EUT - SignalingUnit - SpectrumAnalyzer

Test Equipment	
Signal analyzer,Rohde&Schwarz,FSV-40,1307.9002K40/101042,3.70	
Switch matrix,CTCadvanced,SPM-4 NI DAQ,28016133,NI	

Test at TX 5755 MHz

RESULT: Reference Power cond.

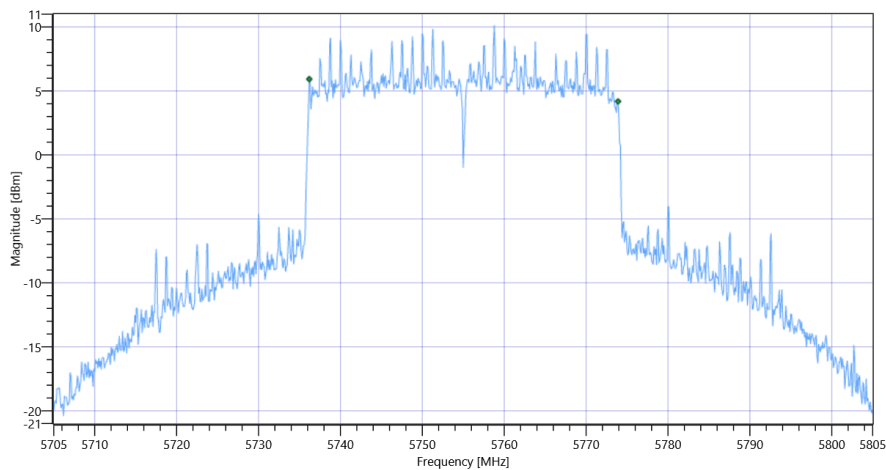
Test Description	Lower Limit	Upper Limit	Measured	Unit	Verdict
Ref. Power 1MHz/1MHz cond.	---	---	18.46	dBm	INFO
Ref. Frequency	---	---	5746.410	MHz	INFO

READ SA SETTINGS:

RefLevel [dBm] RefLevelOffset [dB] InpAtt [dB]	30.46 18.77 30
Start [MHz] Stop [MHz]	5705.000 5805.000
RBW [MHz] VBW [MHz]	0.100000 0.300000
Detector TraceMode	POS MAXH
Sweep: Time [ms] Count Points per Section Type	2 1500 1001 SWE

RESULT

Test Description	Lower Limit	Upper Limit	Measured	Unit	Verdict
Bandwidth (6dB)	0.500	---	37.7	MHz	PASS



FCC 15.407, ISSED RSS247 # Minimum emission bandwidth ~ WLAN5Gx ax-HE40 U-NII-3

General verdict

PASS

FCC 15.407, ISED RSS247 # Minimum emission bandwidth ~ WLAN5Gx ax-HE40 U-NII-3

Test References	
TC Start	18.07.2022 16:27:49
Ambit Temp [°C] Humidity [rel%]	28.5 30
System Version	3.2.0.2
Test Specification	FCC 15.407, ISED RSS247 -
Test Method	KDB789033 D02, C.2.
TC Version	0.0.1
My Description	FCC 15.407 Min Emission Bandwidth - WLAN5Gx ax-HE40 U-NII-3
Add. Information	

EUT Common Settings WLAN5Gx	
Number of Antenna Ports	2
User Interaction	No
Device Class UNII_1	Client

Test Parameter	
Technology to test	WLAN5Gx ax-HE40
Antenna Port used	2
Temperature	nom
Voltage	nom
Frequency low to test	False Freq [MHz] 5755
Frequency mid to test	False Freq [MHz] 0
Frequency high to test	True Freq [MHz] 5795
Auto Control enabled Power Supply Climatic Box	No No
Additional Path Loss [dB]	1.4
Switched Path	EUT - SignalingUnit - SpectrumAnalyzer

Test Equipment	
Signal analyzer,Rohde&Schwarz,FSV-40,1307.9002K40/101042,3.70	
Switch matrix,CTCadvanced,SPM-4 NI DAQ,28016133,NI	

Test at TX 5795 MHz

RESULT: Reference Power cond.

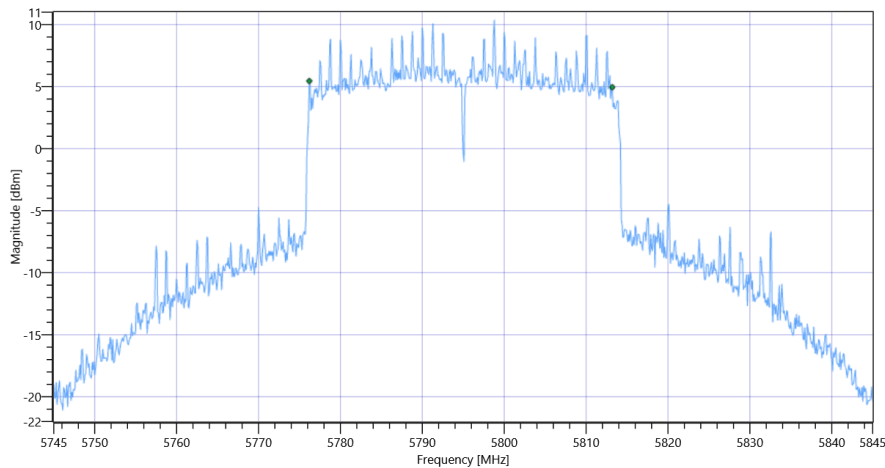
Test Description	Lower Limit	Upper Limit	Measured	Unit	Verdict
Ref. Power 1MHz/1MHz cond.	---	---	18.76	dBm	INFO
Ref. Frequency	---	---	5808.790	MHz	INFO

READ SA SETTINGS:

RefLevel [dBm] RefLevelOffset [dB] InpAtt [dB]	30.76 18.75 30
Start [MHz] Stop [MHz]	5745.000 5845.000
RBW [MHz] VBW [MHz]	0.100000 0.300000
Detector TraceMode	POS MAXH
Sweep: Time [ms] Count Points per Section Type	2 1500 1001 SWE

RESULT

Test Description	Lower Limit	Upper Limit	Measured	Unit	Verdict
Bandwidth (6dB)	0.500	---	37	MHz	PASS



FCC 15.407, ISSED RSS247 # Minimum emission bandwidth ~ WLAN5Gx ax-HE40 U-NII-3

General verdict

PASS

- END OF DOCUMENT -