

# Measurement Results

No.1-4095/22-01-05\_Annex\_MR\_A7

---

## Test logging

This document is electronically signed and valid without handwritten signature.  
For verification of the electronic signatures, the public keys can be requested at the testing laboratory.

Document authorized:

Test/s performed:

p.o.

---

**Michael Dorongovski**  
Lab Manager  
Radio Communications

---

**Andreas Kurzkurt**  
Testing Manager  
Radio Communications

## Table of Content

EUT Information	3
FCC 15.407, ISED RSS247 # Bandwidths 99PCT and 26dB ~ WLAN5Gx ax-HE40 U-NII-1	4
FCC 15.407, ISED RSS247 # Bandwidths 99PCT and 26dB ~ WLAN5Gx ax-HE40 U-NII-1	8
FCC 15.407, ISED RSS247 # Bandwidths 99PCT and 26dB ~ WLAN5Gx ax-HE40 U-NII-2A	12
FCC 15.407, ISED RSS247 # Bandwidths 99PCT and 26dB ~ WLAN5Gx ax-HE40 U-NII-2A	16
FCC 15.407, ISED RSS247 # Bandwidths 99PCT and 26dB ~ WLAN5Gx ax-HE40 U-NII-2C	20
FCC 15.407, ISED RSS247 # Bandwidths 99PCT and 26dB ~ WLAN5Gx ax-HE40 U-NII-2C	24
FCC 15.407, ISED RSS247 # Bandwidths 99PCT and 26dB ~ WLAN5Gx ax-HE40 U-NII-2C	28
FCC 15.407, ISED RSS247 # Bandwidths 99PCT and 26dB ~ WLAN5Gx ax-HE40 U-NII-3	32
FCC 15.407, ISED RSS247 # Bandwidths 99PCT and 26dB ~ WLAN5Gx ax-HE40 U-NII-3	36
FCC 15.407, ISED RSS247 # Bandwidths 99PCT and 26dB ~ WLAN5Gx ax-HE40 U-NII-1	40
FCC 15.407, ISED RSS247 # Bandwidths 99PCT and 26dB ~ WLAN5Gx ax-HE40 U-NII-1	44
FCC 15.407, ISED RSS247 # Bandwidths 99PCT and 26dB ~ WLAN5Gx ax-HE40 U-NII-2A	48
FCC 15.407, ISED RSS247 # Bandwidths 99PCT and 26dB ~ WLAN5Gx ax-HE40 U-NII-2A	52
FCC 15.407, ISED RSS247 # Bandwidths 99PCT and 26dB ~ WLAN5Gx ax-HE40 U-NII-2C	56
FCC 15.407, ISED RSS247 # Bandwidths 99PCT and 26dB ~ WLAN5Gx ax-HE40 U-NII-2C	60
FCC 15.407, ISED RSS247 # Bandwidths 99PCT and 26dB ~ WLAN5Gx ax-HE40 U-NII-2C	64
FCC 15.407, ISED RSS247 # Bandwidths 99PCT and 26dB ~ WLAN5Gx ax-HE40 U-NII-3	68
FCC 15.407, ISED RSS247 # Bandwidths 99PCT and 26dB ~ WLAN5Gx ax-HE40 U-NII-3	72
FCC 15.247 # Max output power and psd ~ WLAN5Gx ax-HE40 U-NII-1	76
FCC 15.247 # Max output power and psd ~ WLAN5Gx ax-HE40 U-NII-1	80
FCC 15.247 # Max output power and psd ~ WLAN5Gx ax-HE40 U-NII-2A	84
FCC 15.247 # Max output power and psd ~ WLAN5Gx ax-HE40 U-NII-2A	88
FCC 15.247 # Max output power and psd ~ WLAN5Gx ax-HE40 U-NII-2C	92
FCC 15.247 # Max output power and psd ~ WLAN5Gx ax-HE40 U-NII-2C	96
FCC 15.247 # Max output power and psd ~ WLAN5Gx ax-HE40 U-NII-2C	100
FCC 15.247 # Max output power and psd ~ WLAN5Gx ax-HE40 U-NII-3	104
FCC 15.247 # Max output power and psd ~ WLAN5Gx ax-HE40 U-NII-3	108
FCC 15.247 # Max output power and psd ~ WLAN5Gx ax-HE40 U-NII-1	112
FCC 15.247 # Max output power and psd ~ WLAN5Gx ax-HE40 U-NII-1	116
FCC 15.247 # Max output power and psd ~ WLAN5Gx ax-HE40 U-NII-2A	120
FCC 15.247 # Max output power and psd ~ WLAN5Gx ax-HE40 U-NII-2A	124
FCC 15.247 # Max output power and psd ~ WLAN5Gx ax-HE40 U-NII-2C	128
FCC 15.247 # Max output power and psd ~ WLAN5Gx ax-HE40 U-NII-2C	132
FCC 15.247 # Max output power and psd ~ WLAN5Gx ax-HE40 U-NII-2C	136
FCC 15.247 # Max output power and psd ~ WLAN5Gx ax-HE40 U-NII-3	140
FCC 15.247 # Max output power and psd ~ WLAN5Gx ax-HE40 U-NII-3	144
FCC 15.407, ISED RSS247 # Minimum emission bandwidth ~ WLAN5Gx ax-HE40 U-NII-3	148
FCC 15.407, ISED RSS247 # Minimum emission bandwidth ~ WLAN5Gx ax-HE40 U-NII-3	150
FCC 15.407, ISED RSS247 # Minimum emission bandwidth ~ WLAN5Gx ax-HE40 U-NII-3	152
FCC 15.407, ISED RSS247 # Minimum emission bandwidth ~ WLAN5Gx ax-HE40 U-NII-3	154

## EUT Information

EUT DEFINITION	
Manufacturer	Sagemcom
Type	DIW377 ALT US
Serial Number	622172052818
Setup Number	1.0
Version SW	NI
Version FW	NI
Version HW	NI
Comment 1	
Comment 2	
Temperature [°C] Min	-5
Temperature [°C] Nom	20
Temperature [°C] Max	45
Voltage [V] Min	110
Voltage [V] Nom	115
Voltage [V] Max	127

## FCC 15.407, ISED RSS247 # Bandwidths 99PCT and 26dB ~ WLAN5Gx ax-HE40 U-NII-1

Test References	
TC Start	18.07.2022 14:16:09
Ambit Temp [°C]   Humidity [rel%]	27.9   30
System Version	3.2.0.2
Test Specification	FCC 15.407, ISED RSS247 -
Test Method	26dB Bandwidth KDB789033 D02, C.1 / ISED RSS-GEN
TC Version	0.0.1
My Description	FCC 15.407 Bandwidths - WLAN5Gx ax-HE40 U-NII-1
Add. Information	

EUT Common Settings WLAN5Gx	
Number of Antenna Ports	2
User Interaction	No
Device Class UNII_1	Client

Test Parameter	
Technology to test	WLAN5Gx ax-HE40
Antenna Port used	1
Temperature	nom
Voltage	nom
Frequency low to test	True   Freq [MHz] 5190
Frequency mid to test	False   Freq [MHz] 0
Frequency high to test	False   Freq [MHz] 5230
Auto Control enabled Power Supply   Climatic Box	No   No
Additional Path Loss [dB]	1.4
Switched Path	EUT - SignalingUnit - SpectrumAnalyzer

Test Equipment	
Signal analyzer,Rohde&Schwarz,FSV-40,1307.9002K40/101042,3.70	
Switch matrix,CTCadvanced,SPM-4 NI DAQ,28016133,NI	

## Test at TX 5190 MHz

### RESULT: Reference Power cond.

Test Description	Lower Limit	Upper Limit	Measured	Unit	Verdict
Ref. Power 1MHz/1MHz cond.	---	---	8.58	dBm	INFO
Ref. Frequency	---	---	5194.800	MHz	INFO

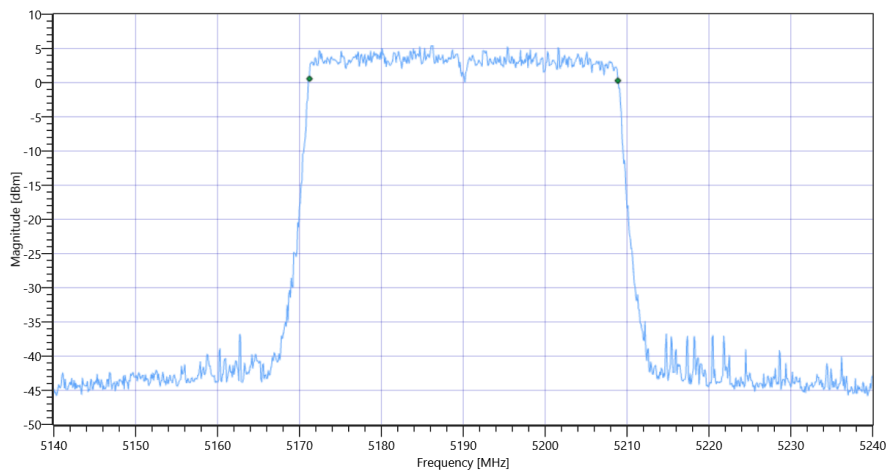
### READ SA SETTINGS:

RefLevel [dBm]   RefLevelOffset [dB]   InpAtt [dB]	16.58   17.95   15
Start [MHz]   Stop [MHz]	5140.000   5240.000
RBW [MHz]   VBW [MHz]	0.500000   3.000000
Detector   TraceMode	POS   MAXH
Sweep: Time [ms]   Count   Points per Section   Type	1   2500   1001   SWE

### RESULT

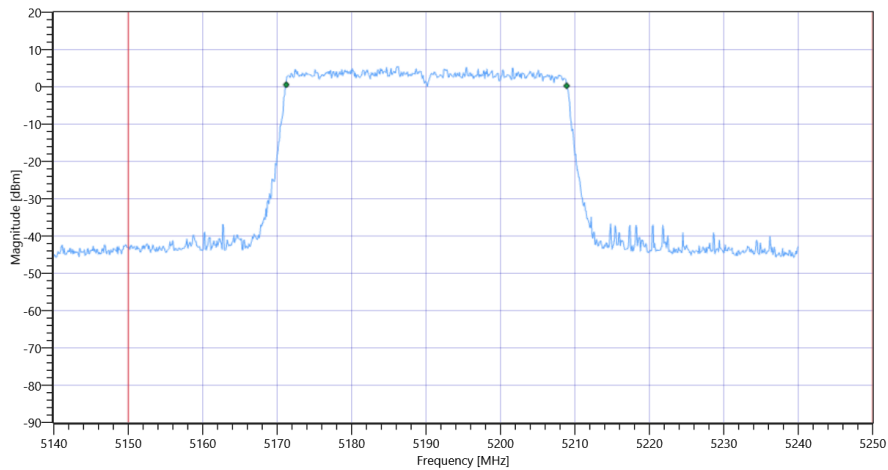
Test Description	Lower Limit	Upper Limit	Measured	Unit	Verdict
Bandwidth 99%	---	---	37.662	MHz	INFO
T1 99%	5150.000000	---	5171.2188	MHz	PASS
T2 99%	---	5250.000000	5208.8811	MHz	PASS

### Plot: Bandwidth only



FCC 15.407, ISED RSS247 # Bandwidths 99PCT and 26dB ~ WLAN5Gx ax-HE40 U-NII-1 99PCT

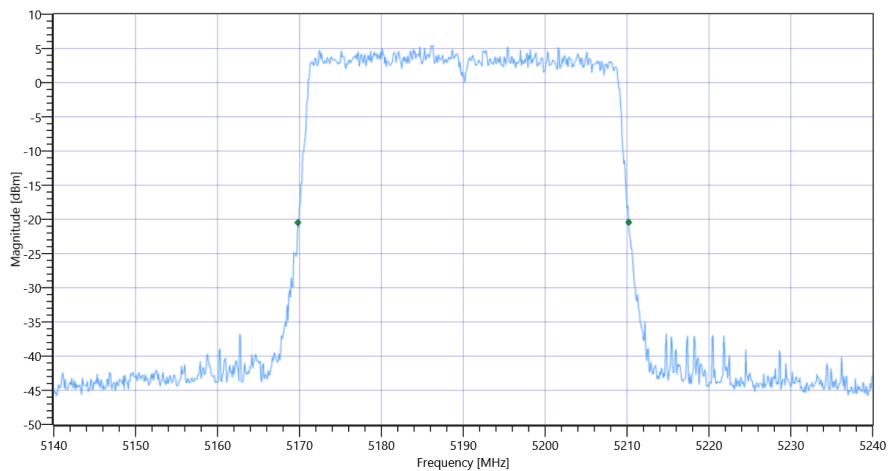
### Plot: Bandwidth within Band



FCC 15.407, ISED RSS247 # Bandwidths 99PCT and 26dB ~ WLAN5Gx ax-HE40 U-NII-1

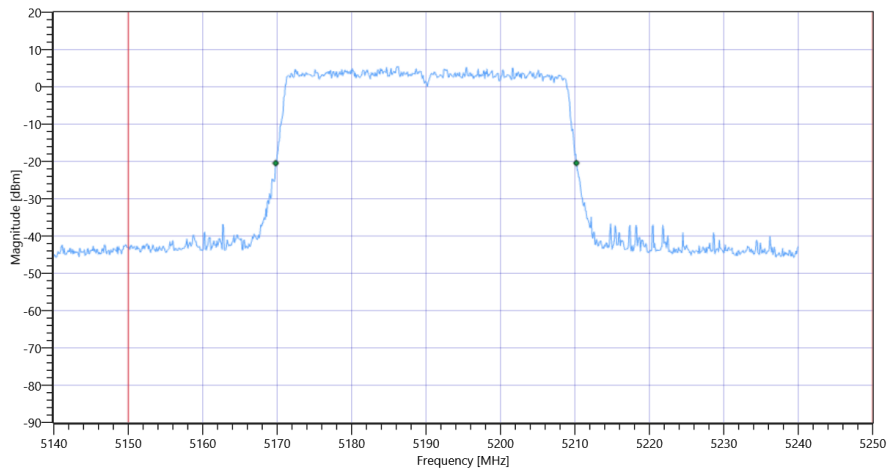
RESULT						
Test Description	Lower Limit	Upper Limit	Measured	Unit	Verdict	
Bandwidth 20dB	---	---	40.4	MHz	INFO	
T1 26dB	5150.000000	---	5169.8000	MHz	PASS	
T2 26dB	---	5250.000000	5210.2000	MHz	PASS	

Plot: Bandwidth only



FCC 15.407, ISED RSS247 # Bandwidths 99PCT and 26dB ~ WLAN5Gx ax-HE40 U-NII-1 26dB

Plot: Bandwidth within Band



FCC 15.407, ISED RSS247 # Bandwidths 99PCT and 26dB ~ WLAN5Gx ax-HE40 U-NII-1

General verdict

PASS

## FCC 15.407, ISED RSS247 # Bandwidths 99PCT and 26dB ~ WLAN5Gx ax-HE40 U-NII-1

Test References	
TC Start	18.07.2022 14:22:31
Ambit Temp [°C]   Humidity [rel%]	27.9   30
System Version	3.2.0.2
Test Specification	FCC 15.407, ISED RSS247 -
Test Method	26dB Bandwidth KDB789033 D02, C.1 / ISED RSS-GEN
TC Version	0.0.1
My Description	FCC 15.407 Bandwidths - WLAN5Gx ax-HE40 U-NII-1
Add. Information	

EUT Common Settings WLAN5Gx	
Number of Antenna Ports	2
User Interaction	No
Device Class UNII_1	Client

Test Parameter	
Technology to test	WLAN5Gx ax-HE40
Antenna Port used	1
Temperature	nom
Voltage	nom
Frequency low to test	False   Freq [MHz] 5190
Frequency mid to test	False   Freq [MHz] 0
Frequency high to test	True   Freq [MHz] 5230
Auto Control enabled Power Supply   Climatic Box	No   No
Additional Path Loss [dB]	1.4
Switched Path	EUT - SignalingUnit - SpectrumAnalyzer

Test Equipment	
Signal analyzer,Rohde&Schwarz,FSV-40,1307.9002K40/101042,3.70	
Switch matrix,CTCadvanced,SPM-4 NI DAQ,28016133,NI	



## Test at TX 5230 MHz

### RESULT: Reference Power cond.

Test Description	Lower Limit	Upper Limit	Measured	Unit	Verdict
Ref. Power 1MHz/1MHz cond.	---	---	7.19	dBm	INFO
Ref. Frequency	---	---	5221.010	MHz	INFO

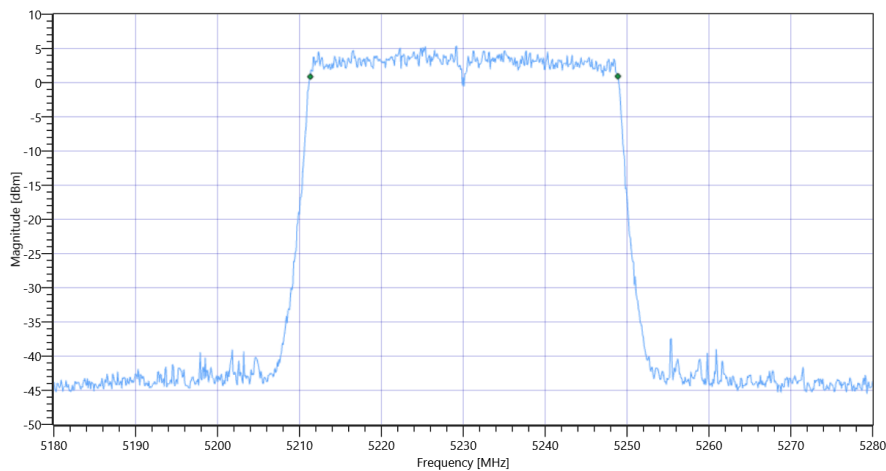
### READ SA SETTINGS:

RefLevel [dBm]   RefLevelOffset [dB]   InpAtt [dB]	15.19   18.37   15
Start [MHz]   Stop [MHz]	5180.000   5280.000
RBW [MHz]   VBW [MHz]	0.500000   3.000000
Detector   TraceMode	POS   MAXH
Sweep: Time [ms]   Count   Points per Section   Type	1   2500   1001   SWE

### RESULT

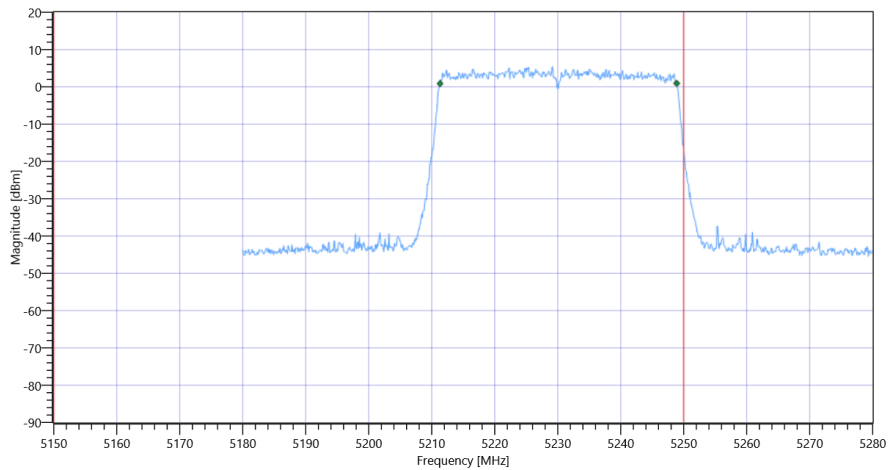
Test Description	Lower Limit	Upper Limit	Measured	Unit	Verdict
Bandwidth 99%	---	---	37.562	MHz	INFO
T1 99%	5150.000000	---	5211.3187	MHz	PASS
T2 99%	---	5250.000000	5248.8811	MHz	PASS

### Plot: Bandwidth only



FCC 15.407, ISED RSS247 # Bandwidths 99PCT and 26dB ~ WLAN5Gx ax-HE40 U-NII-1 99PCT

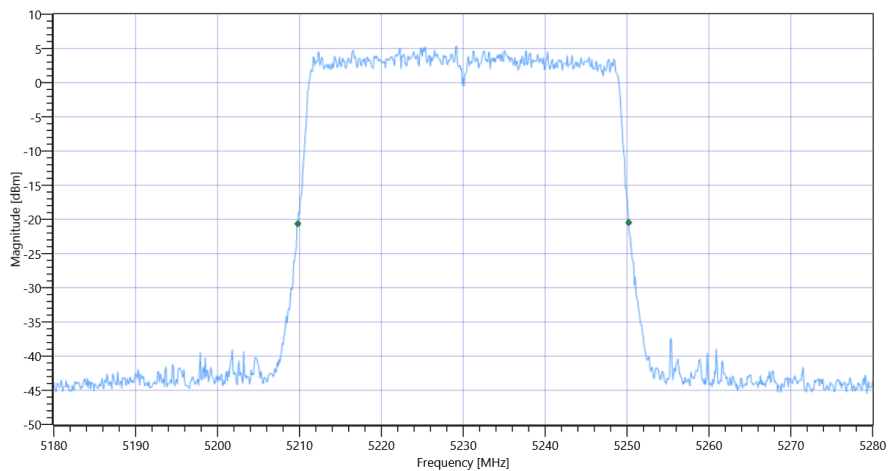
### Plot: Bandwidth within Band



FCC 15.407, ISED RSS247 # Bandwidths 99PCT and 26dB ~ WLAN5Gx ax-HE40 U-NII-1

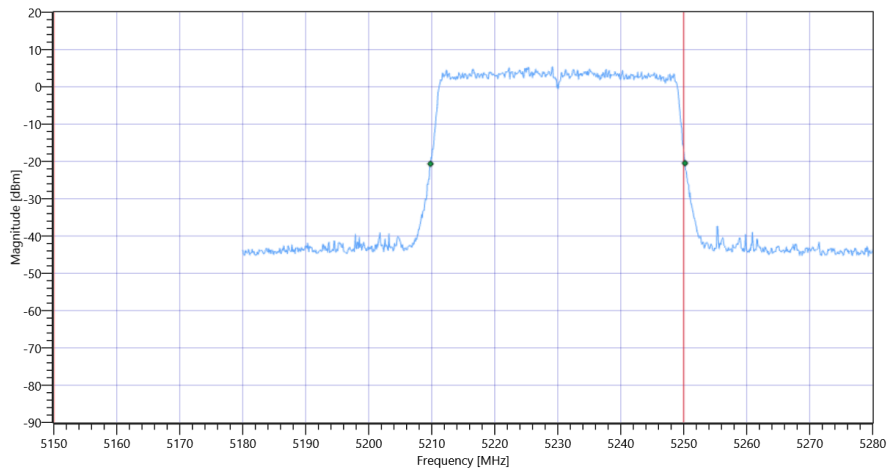
RESULT					
Test Description	Lower Limit	Upper Limit	Measured	Unit	Verdict
Bandwidth 20dB	---	---	40.4	MHz	INFO
T1 26dB	5150.000000	---	5209.8000	MHz	PASS
T2 26dB	---	5250.000000	5250.2000	MHz	DFS required

Plot: Bandwidth only



FCC 15.407, ISED RSS247 # Bandwidths 99PCT and 26dB ~ WLAN5Gx ax-HE40 U-NII-1 26dB

Plot: Bandwidth within Band



FCC 15.407, ISED RSS247 # Bandwidths 99PCT and 26dB ~ WLAN5Gx ax-HE40 U-NII-1

General verdict

PASS

## FCC 15.407, ISED RSS247 # Bandwidths 99PCT and 26dB ~ WLAN5Gx ax-HE40 U-NII-2A

Test References	
TC Start	18.07.2022 14:28:40
Ambit Temp [°C]   Humidity [rel%]	28.0   30
System Version	3.2.0.2
Test Specification	FCC 15.407, ISED RSS247 -
Test Method	26dB Bandwidth KDB789033 D02, C.1 / ISED RSS-GEN
TC Version	0.0.1
My Description	FCC 15.407 Bandwidths - WLAN5Gx ax-HE40 U-NII-2A
Add. Information	

EUT Common Settings WLAN5Gx	
Number of Antenna Ports	2
User Interaction	No
Device Class UNII_1	Client

Test Parameter	
Technology to test	WLAN5Gx ax-HE40
Antenna Port used	1
Temperature	nom
Voltage	nom
Frequency low to test	True   Freq [MHz] 5270
Frequency mid to test	False   Freq [MHz] 0
Frequency high to test	False   Freq [MHz] 5310
Auto Control enabled Power Supply   Climatic Box	No   No
Additional Path Loss [dB]	1.4
Switched Path	EUT - SignalingUnit - SpectrumAnalyzer

Test Equipment	
Signal analyzer,Rohde&Schwarz,FSV-40,1307.9002K40/101042,3.70	
Switch matrix,CTCadvanced,SPM-4 NI DAQ,28016133,NI	

## Test at TX 5270 MHz

### RESULT: Reference Power cond.

Test Description	Lower Limit	Upper Limit	Measured	Unit	Verdict
Ref. Power 1MHz/1MHz cond.	---	---	7.96	dBm	INFO
Ref. Frequency	---	---	5263.010	MHz	INFO

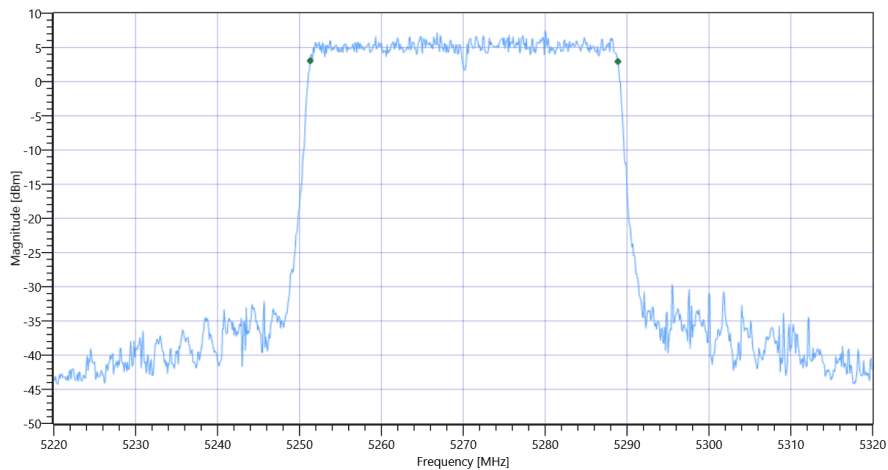
### READ SA SETTINGS:

RefLevel [dBm]   RefLevelOffset [dB]   InpAtt [dB]	15.96   18.75   15
Start [MHz]   Stop [MHz]	5220.000   5320.000
RBW [MHz]   VBW [MHz]	0.500000   3.000000
Detector   TraceMode	POS   MAXH
Sweep: Time [ms]   Count   Points per Section   Type	1   2500   1001   SWE

### RESULT

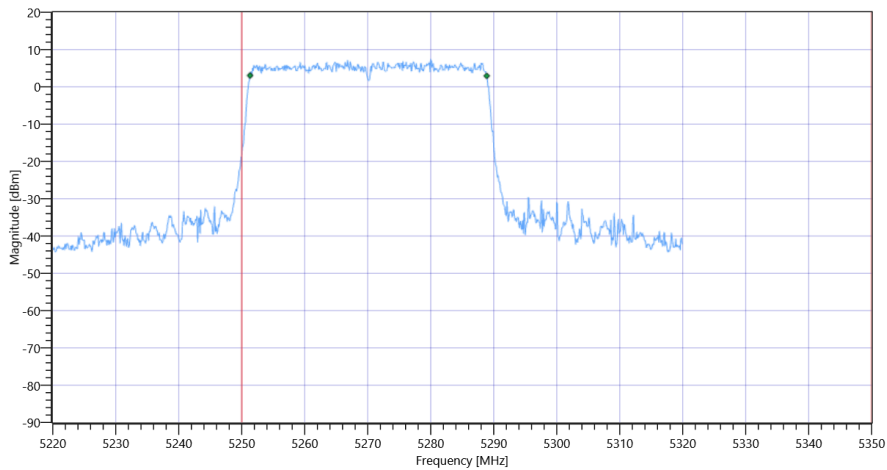
Test Description	Lower Limit	Upper Limit	Measured	Unit	Verdict
Bandwidth 99%	---	---	37.562	MHz	INFO
T1 99%	5250.000000	---	5251.3187	MHz	PASS since U-NII-1 is supported
T2 99%	---	5350.000000	5288.8811	MHz	PASS

### Plot: Bandwidth only



FCC 15.407, ISED RSS247 # Bandwidths 99PCT and 26dB ~ WLAN5Gx ax-HE40 U-NII-2A 99PCT

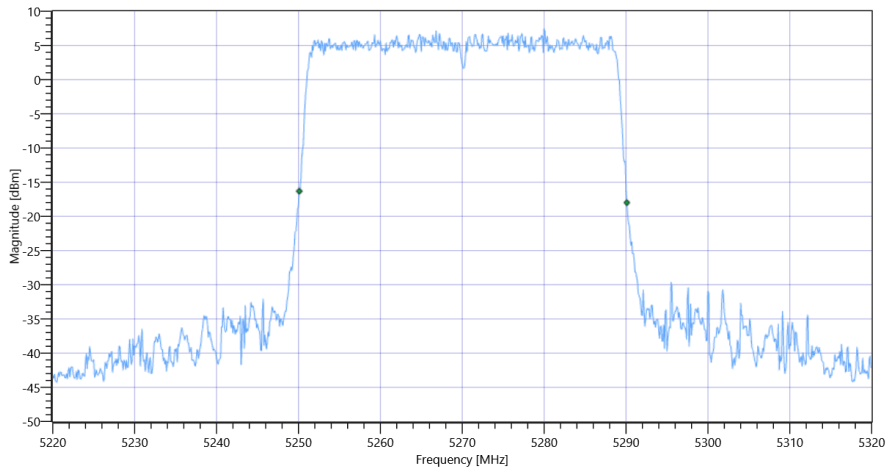
### Plot: Bandwidth within Band



FCC 15.407, ISED RSS247 # Bandwidths 99PCT and 26dB ~ WLAN5Gx ax-HE40 U-NII-2A

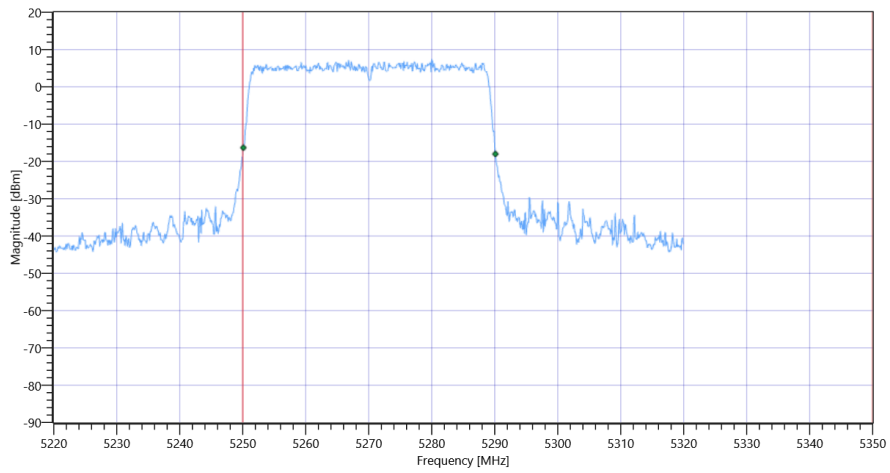
RESULT					
Test Description	Lower Limit	Upper Limit	Measured	Unit	Verdict
Bandwidth 20dB	---	---	40	MHz	INFO
T1 26dB	5250.000000	---	5250.1000	MHz	PASS since U-NII-1 is supported
T2 26dB	---	5350.000000	5290.1000	MHz	PASS

Plot: Bandwidth only



FCC 15.407, ISED RSS247 # Bandwidths 99PCT and 26dB ~ WLAN5Gx ax-HE40 U-NII-2A 26dB

Plot: Bandwidth within Band



FCC 15.407, ISED RSS247 # Bandwidths 99PCT and 26dB ~ WLAN5Gx ax-HE40 U-NII-2A

General verdict

PASS

## FCC 15.407, ISED RSS247 # Bandwidths 99PCT and 26dB ~ WLAN5Gx ax-HE40 U-NII-2A

Test References	
TC Start	18.07.2022 14:34:32
Ambit Temp [°C]   Humidity [rel%]	27.9   30
System Version	3.2.0.2
Test Specification	FCC 15.407, ISED RSS247 -
Test Method	26dB Bandwidth KDB789033 D02, C.1 / ISED RSS-GEN
TC Version	0.0.1
My Description	FCC 15.407 Bandwidths - WLAN5Gx ax-HE40 U-NII-2A
Add. Information	

EUT Common Settings WLAN5Gx	
Number of Antenna Ports	2
User Interaction	No
Device Class UNII_1	Client

Test Parameter	
Technology to test	WLAN5Gx ax-HE40
Antenna Port used	1
Temperature	nom
Voltage	nom
Frequency low to test	False   Freq [MHz] 5270
Frequency mid to test	False   Freq [MHz] 0
Frequency high to test	True   Freq [MHz] 5310
Auto Control enabled Power Supply   Climatic Box	No   No
Additional Path Loss [dB]	1.4
Switched Path	EUT - SignalingUnit - SpectrumAnalyzer

Test Equipment	
Signal analyzer,Rohde&Schwarz,FSV-40,1307.9002K40/101042,3.70	
Switch matrix,CTCadvanced,SPM-4 NI DAQ,28016133,NI	



## Test at TX 5310 MHz

### RESULT: Reference Power cond.

Test Description	Lower Limit	Upper Limit	Measured	Unit	Verdict
Ref. Power 1MHz/1MHz cond.	---	---	8.02	dBm	INFO
Ref. Frequency	---	---	5307.800	MHz	INFO

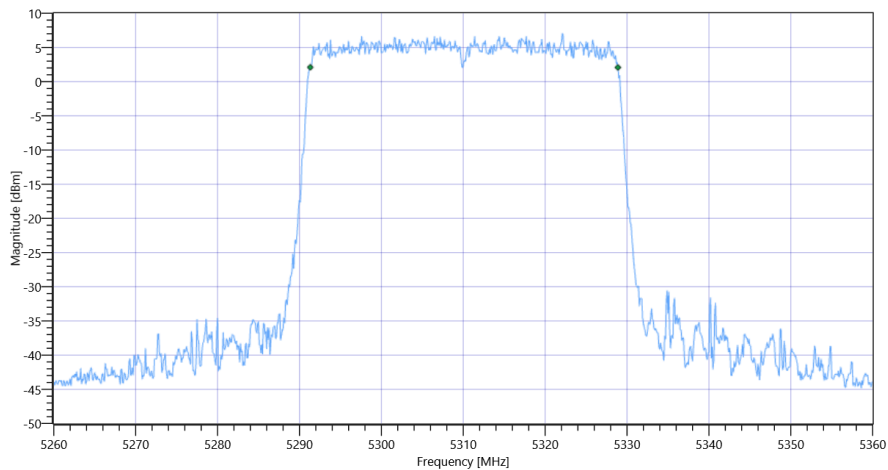
### READ SA SETTINGS:

RefLevel [dBm]   RefLevelOffset [dB]   InpAtt [dB]	16.02   18.4   15
Start [MHz]   Stop [MHz]	5260.000   5360.000
RBW [MHz]   VBW [MHz]	0.500000   3.000000
Detector   TraceMode	POS   MAXH
Sweep: Time [ms]   Count   Points per Section   Type	1   2500   1001   SWE

### RESULT

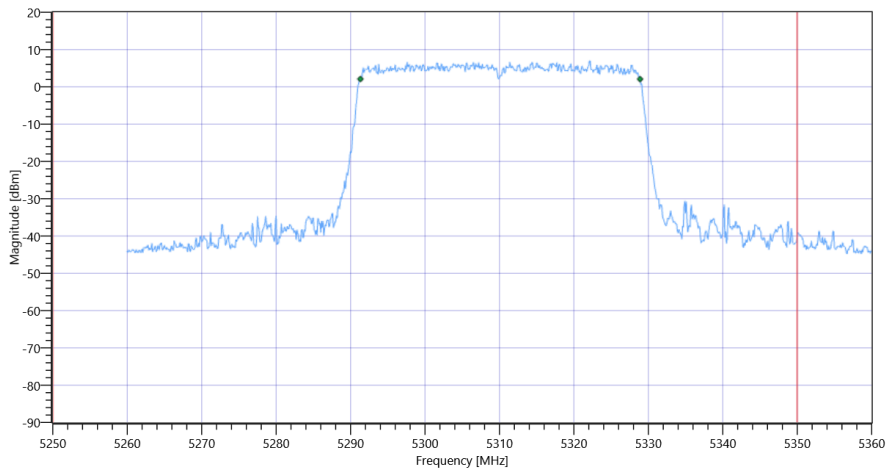
Test Description	Lower Limit	Upper Limit	Measured	Unit	Verdict
Bandwidth 99%	---	---	37.562	MHz	INFO
T1 99%	5250.000000	---	5291.3187	MHz	PASS since U-NII-1 is supported
T2 99%	---	5350.000000	5328.8811	MHz	PASS

### Plot: Bandwidth only



FCC 15.407, ISED RSS247 # Bandwidths 99PCT and 26dB ~ WLAN5Gx ax-HE40 U-NII-2A 99PCT

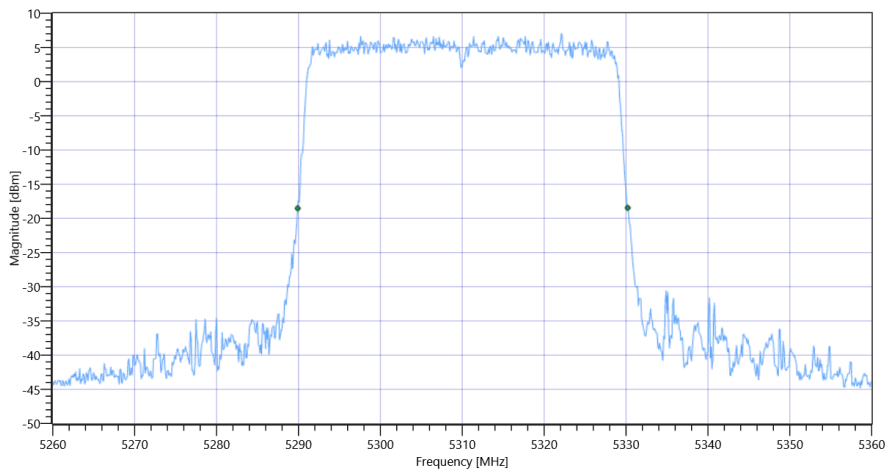
### Plot: Bandwidth within Band



FCC 15.407, ISED RSS247 # Bandwidths 99PCT and 26dB ~ WLAN5Gx ax-HE40 U-NII-2A

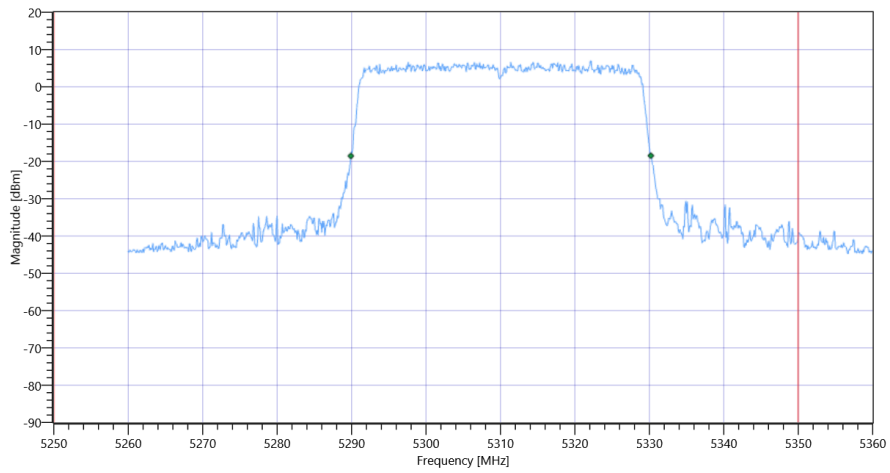
RESULT					
Test Description	Lower Limit	Upper Limit	Measured	Unit	Verdict
Bandwidth 20dB	---	---	40.3	MHz	INFO
T1 26dB	5250.000000	---	5289.9000	MHz	PASS since U-NII-1 is supported
T2 26dB	---	5350.000000	5330.2000	MHz	PASS

Plot: Bandwidth only



FCC 15.407, ISED RSS247 # Bandwidths 99PCT and 26dB ~ WLAN5Gx ax-HE40 U-NII-2A 26dB

Plot: Bandwidth within Band



FCC 15.407, ISSED RSS247 # Bandwidths 99PCT and 26dB ~ WLAN5Gx ax-HE40 U-NII-2A

General verdict

PASS

## FCC 15.407, ISED RSS247 # Bandwidths 99PCT and 26dB ~ WLAN5Gx ax-HE40 U-NII-2C

Test References	
TC Start	18.07.2022 14:40:39
Ambit Temp [°C]   Humidity [rel%]	28.0   30
System Version	3.2.0.2
Test Specification	FCC 15.407, ISED RSS247 -
Test Method	26dB Bandwidth KDB789033 D02, C.1 / ISED RSS-GEN
TC Version	0.0.1
My Description	FCC 15.407 Bandwidths - WLAN5Gx ax-HE40 U-NII-2C
Add. Information	

EUT Common Settings WLAN5Gx	
Number of Antenna Ports	2
User Interaction	No
Device Class UNII_1	Client

Test Parameter	
Technology to test	WLAN5Gx ax-HE40
Antenna Port used	1
Temperature	nom
Voltage	nom
Frequency low to test	True   Freq [MHz] 5510
Frequency mid to test	False   Freq [MHz] 5590
Frequency high to test	False   Freq [MHz] 5670
Auto Control enabled Power Supply   Climatic Box	No   No
Additional Path Loss [dB]	1.4
Switched Path	EUT - SignalingUnit - SpectrumAnalyzer

Test Equipment	
Signal analyzer,Rohde&Schwarz,FSV-40,1307.9002K40/101042,3.70	
Switch matrix,CTCadvanced,SPM-4 NI DAQ,28016133,NI	

## Test at TX 5510 MHz

### RESULT: Reference Power cond.

Test Description	Lower Limit	Upper Limit	Measured	Unit	Verdict
Ref. Power 1MHz/1MHz cond.	---	---	10.12	dBm	INFO
Ref. Frequency	---	---	5493.820	MHz	INFO

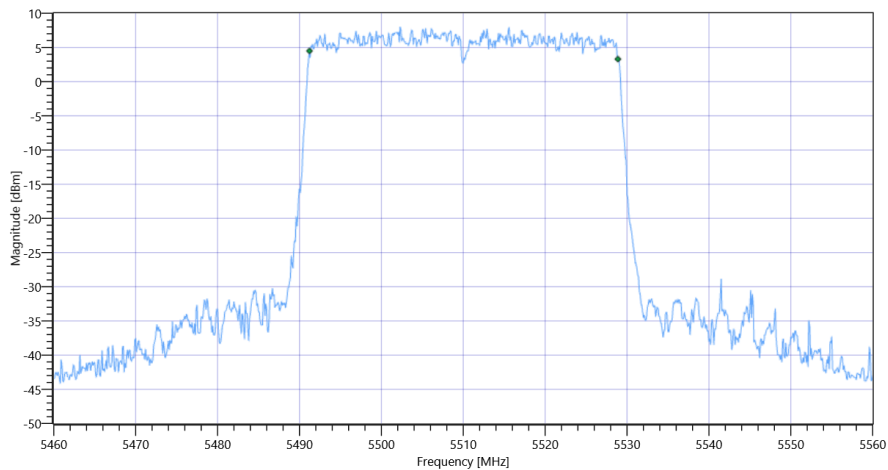
### READ SA SETTINGS:

RefLevel [dBm]   RefLevelOffset [dB]   InpAtt [dB]	18.12   18.49   15
Start [MHz]   Stop [MHz]	5460.000   5560.000
RBW [MHz]   VBW [MHz]	0.500000   3.000000
Detector   TraceMode	POS   MAXH
Sweep: Time [ms]   Count   Points per Section   Type	1   2500   1001   SWE

### RESULT

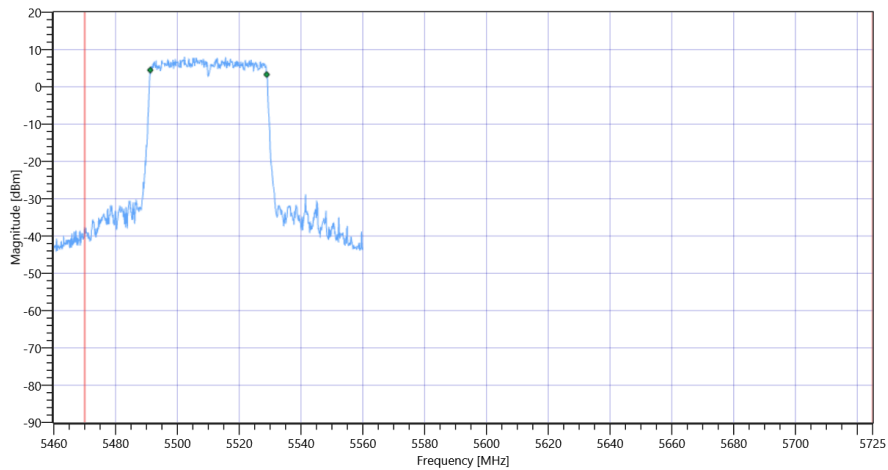
Test Description	Lower Limit	Upper Limit	Measured	Unit	Verdict
Bandwidth 99%	---	---	37.662	MHz	INFO
T1 99%	5470.000000	---	5491.2188	MHz	PASS since U-NII-3 is supported
T2 99%	---	5725.000000	5528.8811	MHz	

### Plot: Bandwidth only



FCC 15.407, ISED RSS247 # Bandwidths 99PCT and 26dB ~ WLAN5Gx ax-HE40 U-NII-2C 99PCT

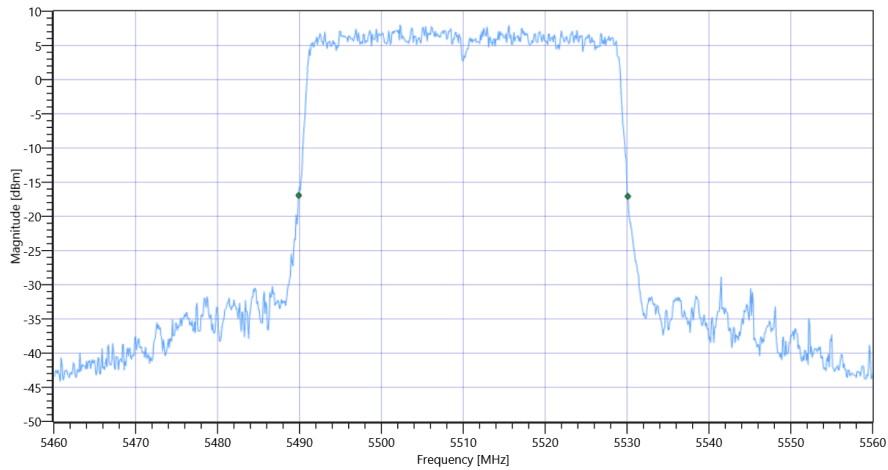
### Plot: Bandwidth within Band



FCC 15.407, ISED RSS247 # Bandwidths 99PCT and 26dB ~ WLAN5Gx ax-HE40 U-NII-2C

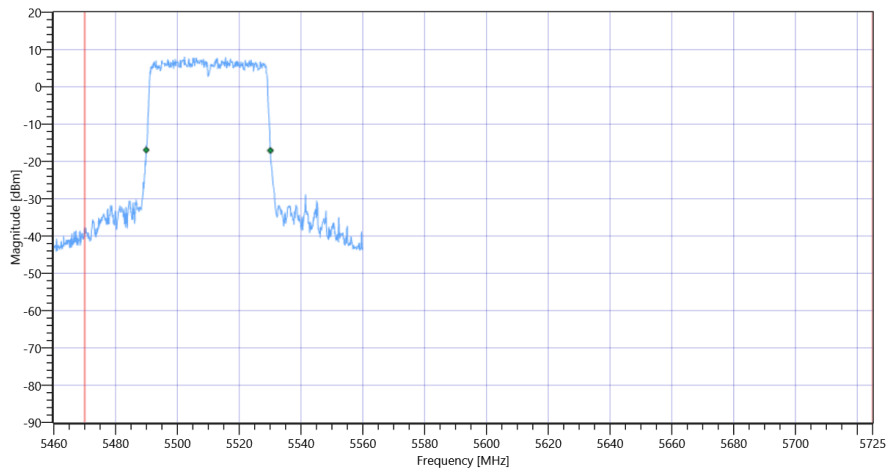
RESULT					
Test Description	Lower Limit	Upper Limit	Measured	Unit	Verdict
Bandwidth 20dB	---	---	40.2	MHz	INFO
T1 26dB	5470.000000	---	5489.9000	MHz	PASS since U-NII-3 is supported
T2 26dB	---	5725.000000	5530.1000	MHz	

Plot: Bandwidth only



FCC 15.407, ISED RSS247 # Bandwidths 99PCT and 26dB ~ WLAN5Gx ax-HE40 U-NII-2C 26dB

Plot: Bandwidth within Band



FCC 15.407, ISSED RSS247 # Bandwidths 99PCT and 26dB ~ WLAN5Gx ax-HE40 U-NII-2C

General verdict

PASS

## FCC 15.407, ISED RSS247 # Bandwidths 99PCT and 26dB ~ WLAN5Gx ax-HE40 U-NII-2C

Test References	
TC Start	18.07.2022 14:46:22
Ambit Temp [°C]   Humidity [rel%]	28.0   30
System Version	3.2.0.2
Test Specification	FCC 15.407, ISED RSS247 -
Test Method	26dB Bandwidth KDB789033 D02, C.1 / ISED RSS-GEN
TC Version	0.0.1
My Description	FCC 15.407 Bandwidths - WLAN5Gx ax-HE40 U-NII-2C
Add. Information	

EUT Common Settings WLAN5Gx	
Number of Antenna Ports	2
User Interaction	No
Device Class UNII_1	Client

Test Parameter	
Technology to test	WLAN5Gx ax-HE40
Antenna Port used	1
Temperature	nom
Voltage	nom
Frequency low to test	False   Freq [MHz] 5510
Frequency mid to test	True   Freq [MHz] 5590
Frequency high to test	False   Freq [MHz] 5670
Auto Control enabled Power Supply   Climatic Box	No   No
Additional Path Loss [dB]	1.4
Switched Path	EUT - SignalingUnit - SpectrumAnalyzer

Test Equipment	
Signal analyzer,Rohde&Schwarz,FSV-40,1307.9002K40/101042,3.70	
Switch matrix,CTCadvanced,SPM-4 NI DAQ,28016133,NI	



## Test at TX 5590 MHz

### RESULT: Reference Power cond.

Test Description	Lower Limit	Upper Limit	Measured	Unit	Verdict
Ref. Power 1MHz/1MHz cond.	---	---	8.79	dBm	INFO
Ref. Frequency	---	---	5591.200	MHz	INFO

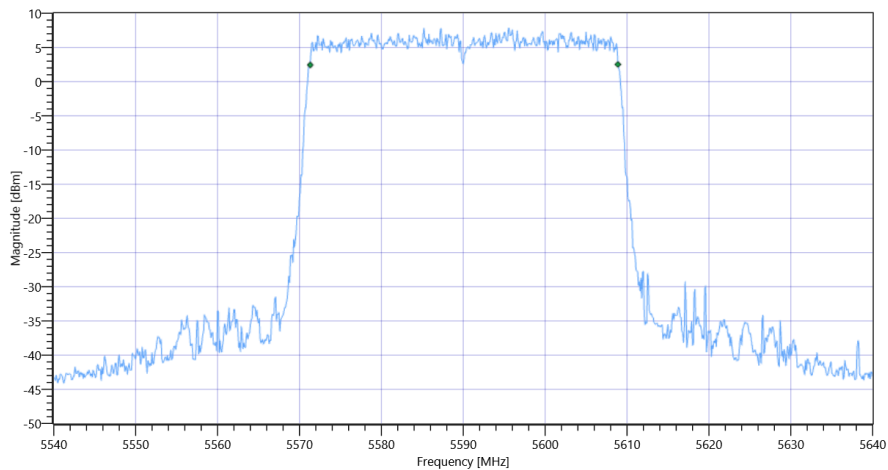
### READ SA SETTINGS:

RefLevel [dBm]   RefLevelOffset [dB]   InpAtt [dB]	16.79   19.02   15
Start [MHz]   Stop [MHz]	5540.000   5640.000
RBW [MHz]   VBW [MHz]	0.500000   3.000000
Detector   TraceMode	POS   MAXH
Sweep: Time [ms]   Count   Points per Section   Type	1   2500   1001   SWE

### RESULT

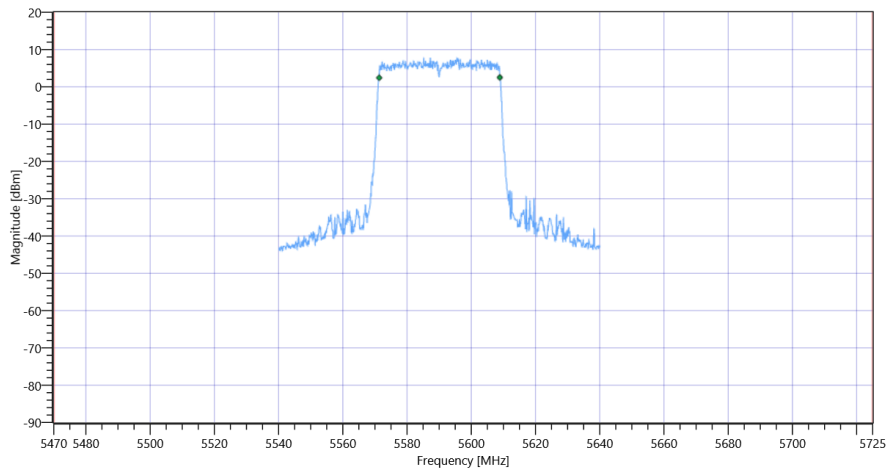
Test Description	Lower Limit	Upper Limit	Measured	Unit	Verdict
Bandwidth 99%	---	---	37.562	MHz	INFO
T1 99%	5470.000000	---	5571.3187	MHz	PASS since U-NII-3 is supported
T2 99%	---	5725.000000	5608.8811	MHz	

### Plot: Bandwidth only



FCC 15.407, ISED RSS247 # Bandwidths 99PCT and 26dB ~ WLAN5Gx ax-HE40 U-NII-2C 99PCT

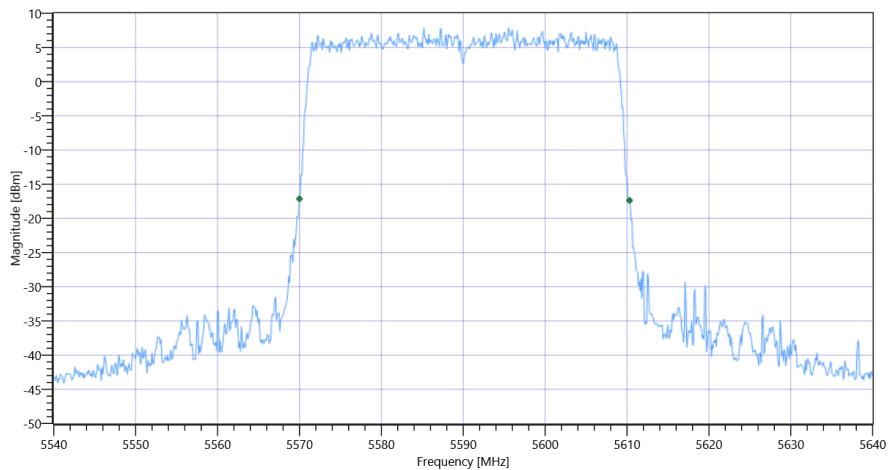
### Plot: Bandwidth within Band



FCC 15.407, ISED RSS247 # Bandwidths 99PCT and 26dB ~ WLAN5Gx ax-HE40 U-NII-2C

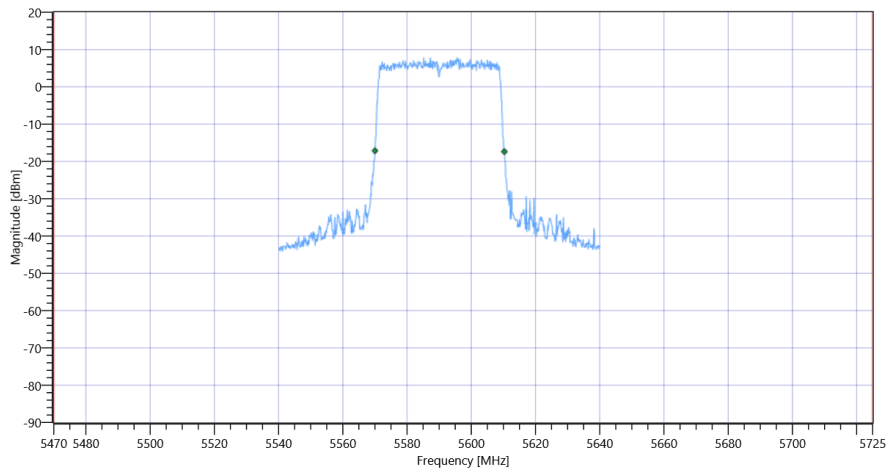
RESULT					
Test Description	Lower Limit	Upper Limit	Measured	Unit	Verdict
Bandwidth 20dB	---	---	40.3	MHz	INFO
T1 26dB	5470.000000	---	5570.0000	MHz	PASS since U-NII-3 is supported
T2 26dB	---	5725.000000	5610.3000	MHz	

Plot: Bandwidth only



FCC 15.407, ISED RSS247 # Bandwidths 99PCT and 26dB ~ WLAN5Gx ax-HE40 U-NII-2C 26dB

Plot: Bandwidth within Band



FCC 15.407, ISED RSS247 # Bandwidths 99PCT and 26dB ~ WLAN5Gx ax-HE40 U-NII-2C

General verdict

PASS

## FCC 15.407, ISED RSS247 # Bandwidths 99PCT and 26dB ~ WLAN5Gx ax-HE40 U-NII-2C

Test References	
TC Start	18.07.2022 14:52:34
Ambit Temp [°C]   Humidity [rel%]	28.0   30
System Version	3.2.0.2
Test Specification	FCC 15.407, ISED RSS247 -
Test Method	26dB Bandwidth KDB789033 D02, C.1 / ISED RSS-GEN
TC Version	0.0.1
My Description	FCC 15.407 Bandwidths - WLAN5Gx ax-HE40 U-NII-2C
Add. Information	

EUT Common Settings WLAN5Gx	
Number of Antenna Ports	2
User Interaction	No
Device Class UNII_1	Client

Test Parameter	
Technology to test	WLAN5Gx ax-HE40
Antenna Port used	1
Temperature	nom
Voltage	nom
Frequency low to test	False   Freq [MHz] 5510
Frequency mid to test	False   Freq [MHz] 5590
Frequency high to test	True   Freq [MHz] 5670
Auto Control enabled Power Supply   Climatic Box	No   No
Additional Path Loss [dB]	1.4
Switched Path	EUT - SignalingUnit - SpectrumAnalyzer

Test Equipment	
Signal analyzer,Rohde&Schwarz,FSV-40,1307.9002K40/101042,3.70	
Switch matrix,CTCadvanced,SPM-4 NI DAQ,28016133,NI	

## Test at TX 5670 MHz

### RESULT: Reference Power cond.

Test Description	Lower Limit	Upper Limit	Measured	Unit	Verdict
Ref. Power 1MHz/1MHz cond.	---	---	11.23	dBm	INFO
Ref. Frequency	---	---	5661.010	MHz	INFO

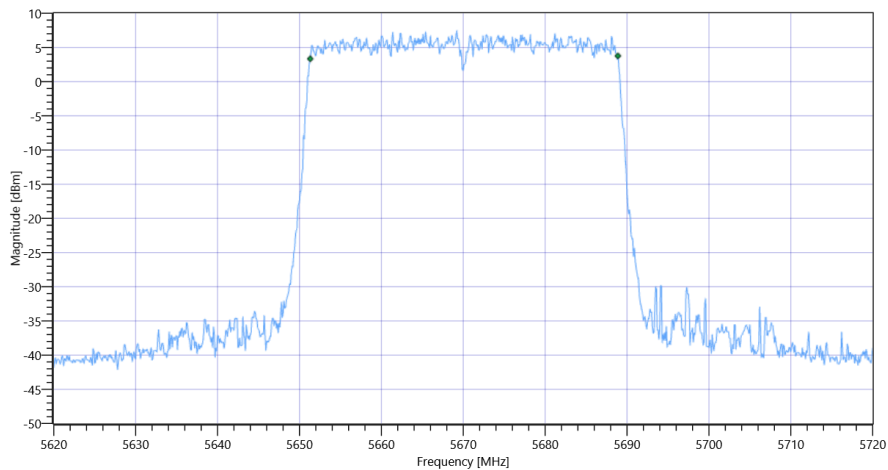
### READ SA SETTINGS:

RefLevel [dBm]   RefLevelOffset [dB]   InpAtt [dB]	19.23   18.67   20
Start [MHz]   Stop [MHz]	5620.000   5720.000
RBW [MHz]   VBW [MHz]	0.500000   3.000000
Detector   TraceMode	POS   MAXH
Sweep: Time [ms]   Count   Points per Section   Type	1   2500   1001   SWE

### RESULT

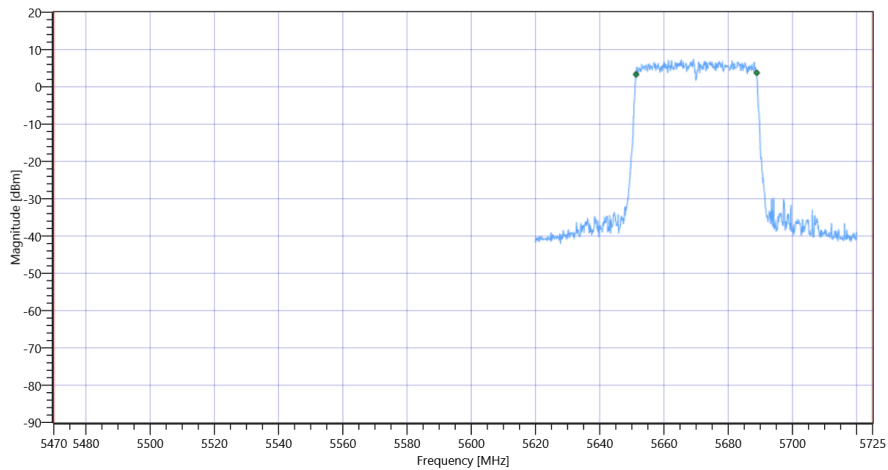
Test Description	Lower Limit	Upper Limit	Measured	Unit	Verdict
Bandwidth 99%	---	---	37.562	MHz	INFO
T1 99%	5470.000000	---	5651.3187	MHz	PASS since U-NII-3 is supported
T2 99%	---	5725.000000	5688.8811	MHz	

### Plot: Bandwidth only



FCC 15.407, ISED RSS247 # Bandwidths 99PCT and 26dB ~ WLAN5Gx ax-HE40 U-NII-2C 99PCT

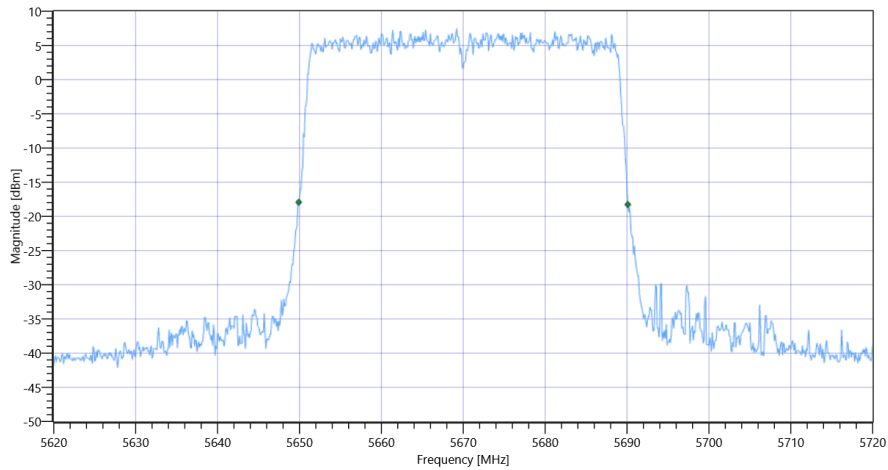
### Plot: Bandwidth within Band



FCC 15.407, ISED RSS247 # Bandwidths 99PCT and 26dB ~ WLAN5Gx ax-HE40 U-NII-2C

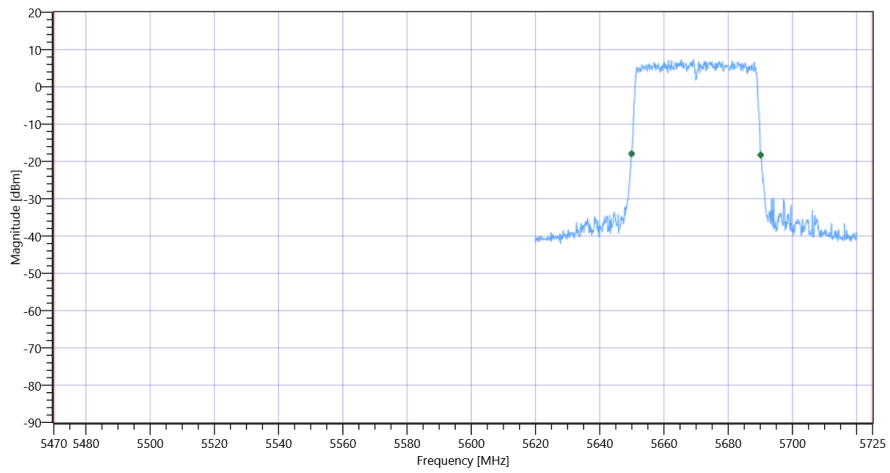
RESULT					
Test Description	Lower Limit	Upper Limit	Measured	Unit	Verdict
Bandwidth 20dB	---	---	40.2	MHz	INFO
T1 26dB	5470.000000	---	5649.9000	MHz	PASS since U-NII-3 is supported
T2 26dB	---	5725.000000	5690.1000	MHz	

Plot: Bandwidth only



FCC 15.407, ISED RSS247 # Bandwidths 99PCT and 26dB ~ WLAN5Gx ax-HE40 U-NII-2C 26dB

Plot: Bandwidth within Band



FCC 15.407, ISED RSS247 # Bandwidths 99PCT and 26dB ~ WLAN5Gx ax-HE40 U-NII-2C

General verdict

PASS

## FCC 15.407, ISED RSS247 # Bandwidths 99PCT and 26dB ~ WLAN5Gx ax-HE40 U-NII-3

Test References	
TC Start	18.07.2022 15:00:32
Ambit Temp [°C]   Humidity [rel%]	28.1   30
System Version	3.2.0.2
Test Specification	FCC 15.407, ISED RSS247 -
Test Method	26dB Bandwidth KDB789033 D02, C.1 / ISED RSS-GEN
TC Version	0.0.1
My Description	FCC 15.407 Bandwidths - WLAN5Gx ax-HE40 U-NII-3
Add. Information	

EUT Common Settings WLAN5Gx	
Number of Antenna Ports	2
User Interaction	No
Device Class UNII_1	Client

Test Parameter	
Technology to test	WLAN5Gx ax-HE40
Antenna Port used	1
Temperature	nom
Voltage	nom
Frequency low to test	True   Freq [MHz] 5755
Frequency mid to test	False   Freq [MHz] 0
Frequency high to test	False   Freq [MHz] 5795
Auto Control enabled Power Supply   Climatic Box	No   No
Additional Path Loss [dB]	1.4
Switched Path	EUT - SignalingUnit - SpectrumAnalyzer

Test Equipment	
Signal analyzer,Rohde&Schwarz,FSV-40,1307.9002K40/101042,3.70	
Switch matrix,CTCadvanced,SPM-4 NI DAQ,28016133,NI	



## Test at TX 5755 MHz

### RESULT: Reference Power cond.

Test Description	Lower Limit	Upper Limit	Measured	Unit	Verdict
Ref. Power 1MHz/1MHz cond.	---	---	18.17	dBm	INFO
Ref. Frequency	---	---	5759.600	MHz	INFO

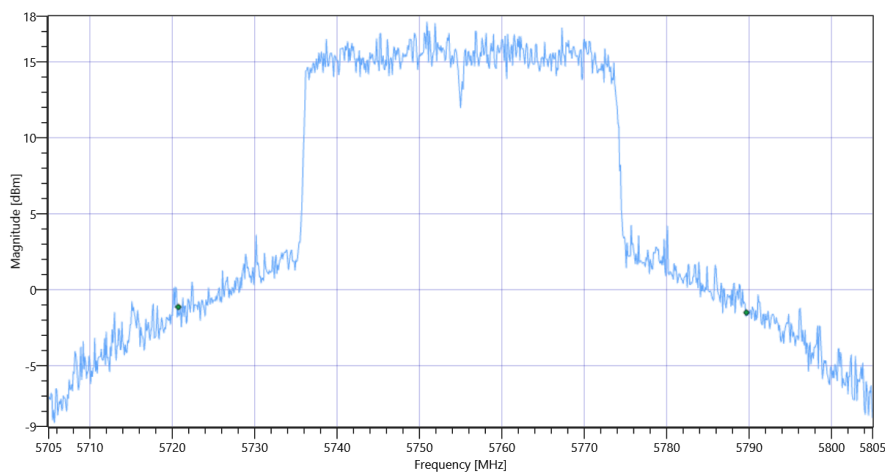
### READ SA SETTINGS:

RefLevel [dBm]   RefLevelOffset [dB]   InpAtt [dB]	26.17   18.77   25
Start [MHz]   Stop [MHz]	5705.000   5805.000
RBW [MHz]   VBW [MHz]	0.500000   3.000000
Detector   TraceMode	POS   MAXH
Sweep: Time [ms]   Count   Points per Section   Type	1   2500   1001   SWE

### RESULT

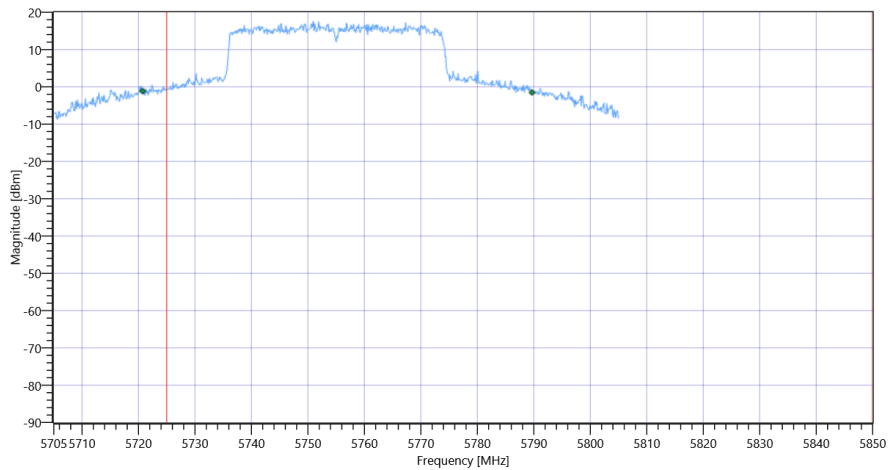
Test Description	Lower Limit	Upper Limit	Measured	Unit	Verdict
Bandwidth 99%	---	---	68.931	MHz	INFO
T1 99%	5725.000000	---	5720.7343	MHz	DFS required
T2 99%	---	5850.000000	5789.6653	MHz	PASS

### Plot: Bandwidth only



FCC 15.407, ISED RSS247 # Bandwidths 99PCT and 26dB ~ WLAN5Gx ax-HE40 U-NII-3 99PCT

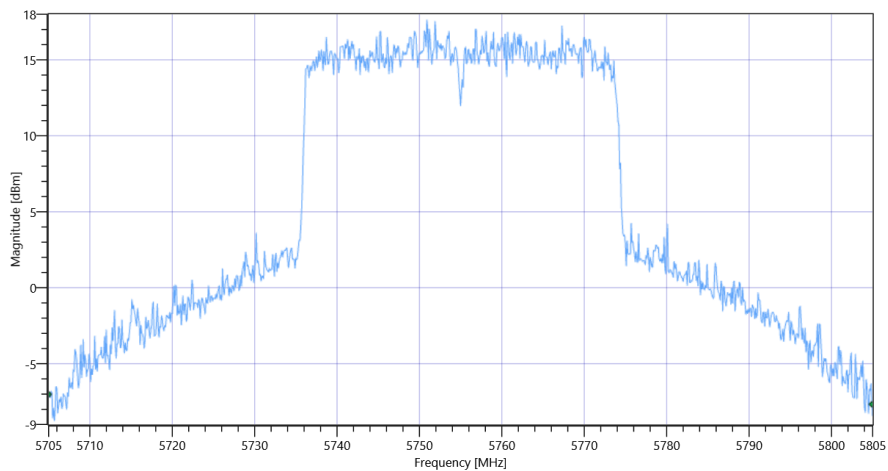
### Plot: Bandwidth within Band



FCC 15.407, ISED RSS247 # Bandwidths 99PCT and 26dB ~ WLAN5Gx ax-HE40 U-NII-3

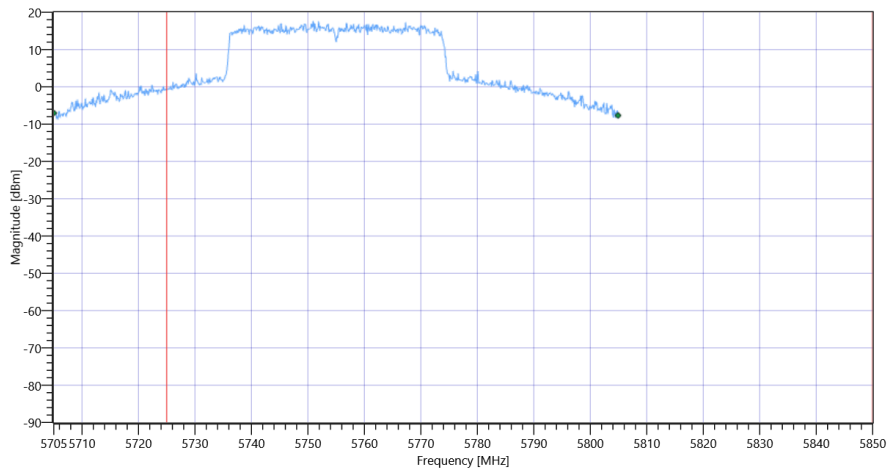
RESULT					
Test Description	Lower Limit	Upper Limit	Measured	Unit	Verdict
Bandwidth 20dB	---	---	99.9	MHz	INFO
T1 26dB	5725.000000	---	5705.0000	MHz	DFS required
T2 26dB	---	5850.000000	5804.9000	MHz	PASS

Plot: Bandwidth only



FCC 15.407, ISED RSS247 # Bandwidths 99PCT and 26dB ~ WLAN5Gx ax-HE40 U-NII-3 26dB

Plot: Bandwidth within Band



FCC 15.407, ISED RSS247 # Bandwidths 99PCT and 26dB ~ WLAN5Gx ax-HE40 U-NII-3

General verdict

PASS

## FCC 15.407, ISED RSS247 # Bandwidths 99PCT and 26dB ~ WLAN5Gx ax-HE40 U-NII-3

Test References	
TC Start	18.07.2022 15:09:38
Ambit Temp [°C]   Humidity [rel%]	28.2   30
System Version	3.2.0.2
Test Specification	FCC 15.407, ISED RSS247 -
Test Method	26dB Bandwidth KDB789033 D02, C.1 / ISED RSS-GEN
TC Version	0.0.1
My Description	FCC 15.407 Bandwidths - WLAN5Gx ax-HE40 U-NII-3
Add. Information	

EUT Common Settings WLAN5Gx	
Number of Antenna Ports	2
User Interaction	No
Device Class UNII_1	Client

Test Parameter	
Technology to test	WLAN5Gx ax-HE40
Antenna Port used	1
Temperature	nom
Voltage	nom
Frequency low to test	False   Freq [MHz] 5755
Frequency mid to test	False   Freq [MHz] 0
Frequency high to test	True   Freq [MHz] 5795
Auto Control enabled Power Supply   Climatic Box	No   No
Additional Path Loss [dB]	1.4
Switched Path	EUT - SignalingUnit - SpectrumAnalyzer

Test Equipment	
Signal analyzer,Rohde&Schwarz,FSV-40,1307.9002K40/101042,3.70	
Switch matrix,CTCadvanced,SPM-4 NI DAQ,28016133,NI	

## Test at TX 5795 MHz

### RESULT: Reference Power cond.

Test Description	Lower Limit	Upper Limit	Measured	Unit	Verdict
Ref. Power 1MHz/1MHz cond.	---	---	19.61	dBm	INFO
Ref. Frequency	---	---	5793.400	MHz	INFO

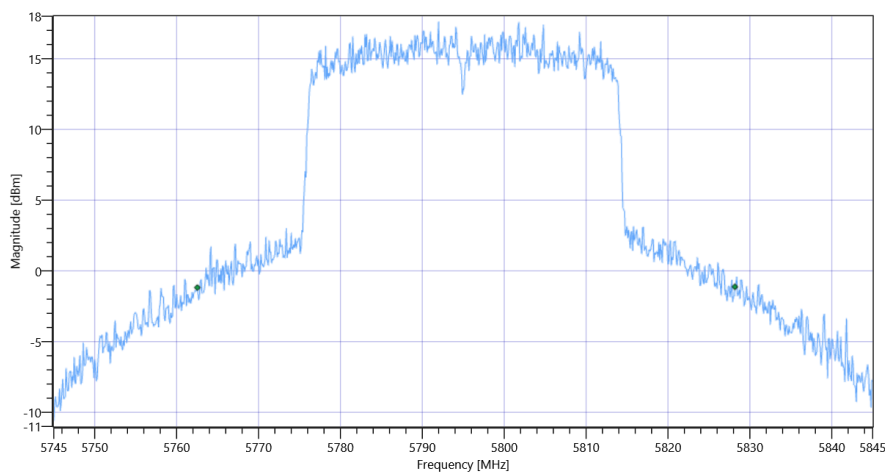
### READ SA SETTINGS:

RefLevel [dBm]   RefLevelOffset [dB]   InpAtt [dB]	27.61   18.75   25
Start [MHz]   Stop [MHz]	5745.000   5845.000
RBW [MHz]   VBW [MHz]	0.500000   3.000000
Detector   TraceMode	POS   MAXH
Sweep: Time [ms]   Count   Points per Section   Type	1   2500   1001   SWE

### RESULT

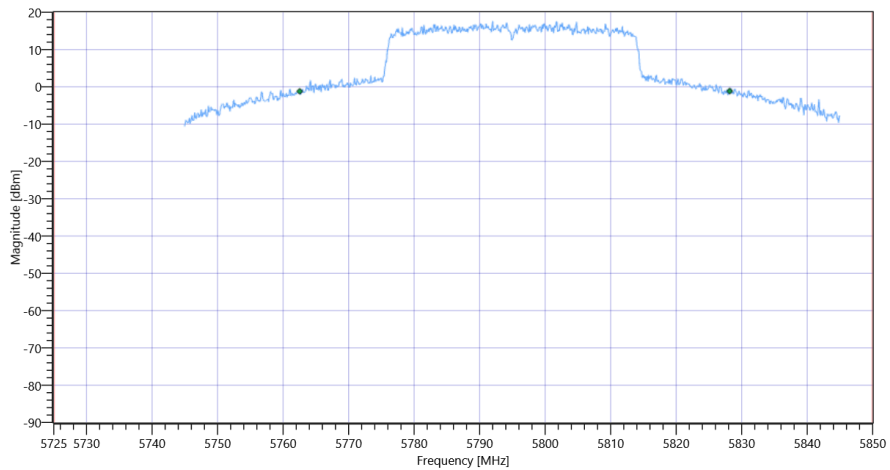
Test Description	Lower Limit	Upper Limit	Measured	Unit	Verdict
Bandwidth 99%	---	---	65.634	MHz	INFO
T1 99%	5725.000000	---	5762.5325	MHz	PASS
T2 99%	---	5850.000000	5828.1668	MHz	PASS

### Plot: Bandwidth only



FCC 15.407, ISED RSS247 # Bandwidths 99PCT and 26dB ~ WLAN5Gx ax-HE40 U-NII-3 99PCT

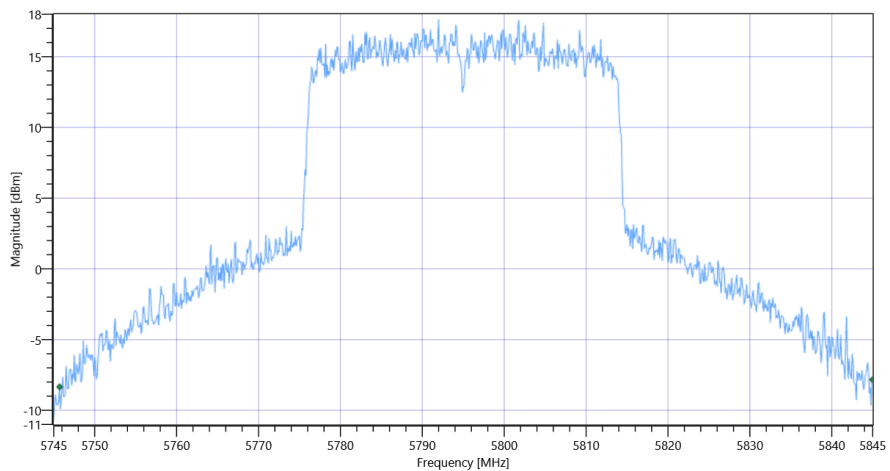
### Plot: Bandwidth within Band



FCC 15.407, ISED RSS247 # Bandwidths 99PCT and 26dB ~ WLAN5Gx ax-HE40 U-NII-3

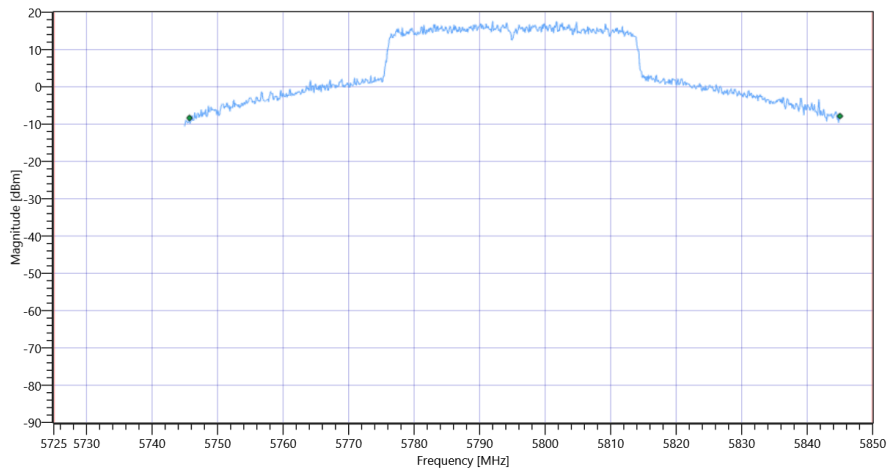
RESULT					
Test Description	Lower Limit	Upper Limit	Measured	Unit	Verdict
Bandwidth 20dB	---	---	99.3	MHz	INFO
T1 26dB	5725.000000	---	5745.7000	MHz	PASS
T2 26dB	---	5850.000000	5845.0000	MHz	PASS

Plot: Bandwidth only



FCC 15.407, ISED RSS247 # Bandwidths 99PCT and 26dB ~ WLAN5Gx ax-HE40 U-NII-3 26dB

Plot: Bandwidth within Band



FCC 15.407, ISED RSS247 # Bandwidths 99PCT and 26dB ~ WLAN5Gx ax-HE40 U-NII-3

General verdict

PASS

## FCC 15.407, ISED RSS247 # Bandwidths 99PCT and 26dB ~ WLAN5Gx ax-HE40 U-NII-1

Test References	
TC Start	18.07.2022 15:36:12
Ambit Temp [°C]   Humidity [rel%]	28.2   30
System Version	3.2.0.2
Test Specification	FCC 15.407, ISED RSS247 -
Test Method	26dB Bandwidth KDB789033 D02, C.1 / ISED RSS-GEN
TC Version	0.0.1
My Description	FCC 15.407 Bandwidths - WLAN5Gx ax-HE40 U-NII-1
Add. Information	

EUT Common Settings WLAN5Gx	
Number of Antenna Ports	2
User Interaction	No
Device Class UNII_1	Client

Test Parameter	
Technology to test	WLAN5Gx ax-HE40
Antenna Port used	2
Temperature	nom
Voltage	nom
Frequency low to test	True   Freq [MHz] 5190
Frequency mid to test	False   Freq [MHz] 0
Frequency high to test	False   Freq [MHz] 5230
Auto Control enabled Power Supply   Climatic Box	No   No
Additional Path Loss [dB]	1.4
Switched Path	EUT - SignalingUnit - SpectrumAnalyzer

Test Equipment	
Signal analyzer,Rohde&Schwarz,FSV-40,1307.9002K40/101042,3.70	
Switch matrix,CTCadvanced,SPM-4 NI DAQ,28016133,NI	



## Test at TX 5190 MHz

### RESULT: Reference Power cond.

Test Description	Lower Limit	Upper Limit	Measured	Unit	Verdict
Ref. Power 1MHz/1MHz cond.	---	---	9.08	dBm	INFO
Ref. Frequency	---	---	5192.000	MHz	INFO

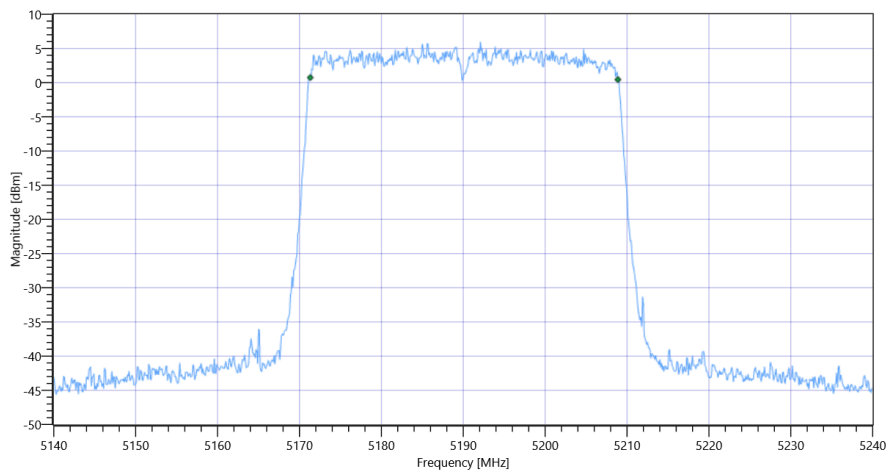
### READ SA SETTINGS:

RefLevel [dBm]   RefLevelOffset [dB]   InpAtt [dB]	17.08   17.95   15
Start [MHz]   Stop [MHz]	5140.000   5240.000
RBW [MHz]   VBW [MHz]	0.500000   3.000000
Detector   TraceMode	POS   MAXH
Sweep: Time [ms]   Count   Points per Section   Type	1   2500   1001   SWE

### RESULT

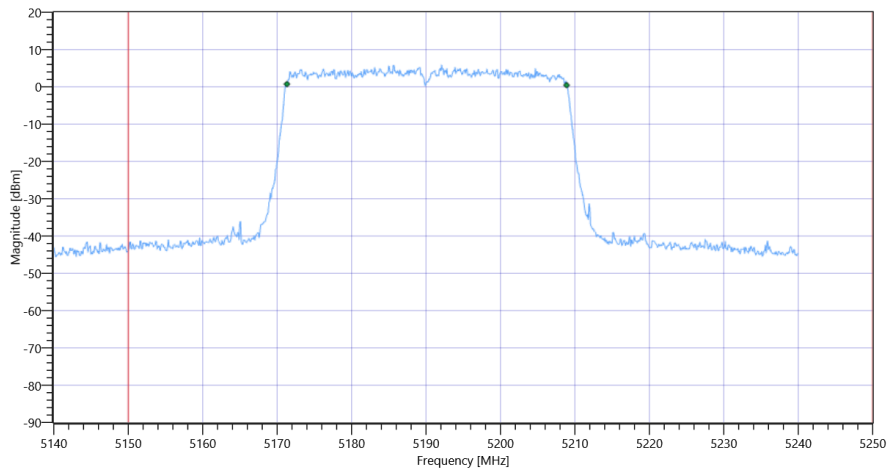
Test Description	Lower Limit	Upper Limit	Measured	Unit	Verdict
Bandwidth 99%	---	---	37.562	MHz	INFO
T1 99%	5150.000000	---	5171.3187	MHz	PASS
T2 99%	---	5250.000000	5208.8811	MHz	PASS

### Plot: Bandwidth only



FCC 15.407, ISED RSS247 # Bandwidths 99PCT and 26dB ~ WLAN5Gx ax-HE40 U-NII-1 99PCT

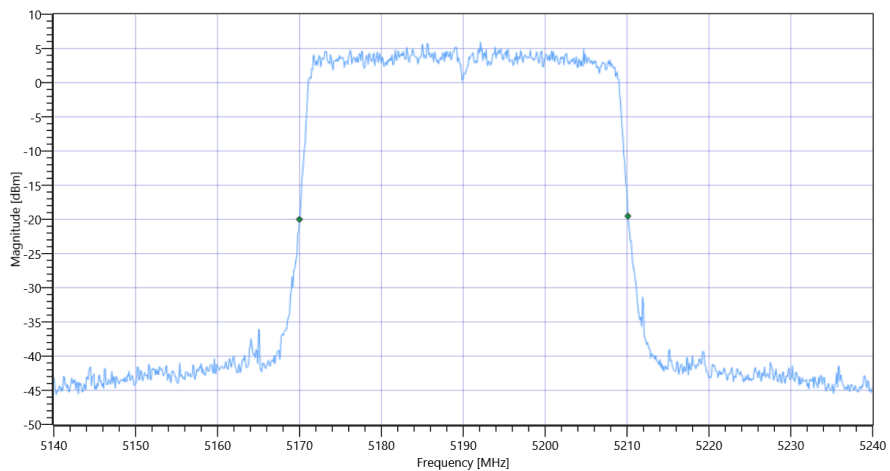
### Plot: Bandwidth within Band



FCC 15.407, ISED RSS247 # Bandwidths 99PCT and 26dB ~ WLAN5Gx ax-HE40 U-NII-1

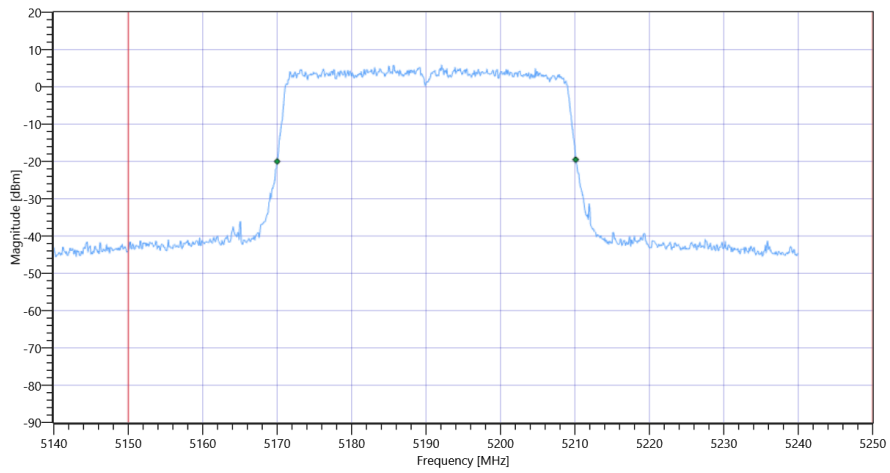
RESULT						
Test Description	Lower Limit	Upper Limit	Measured	Unit	Verdict	
Bandwidth 20dB	---	---	40.1	MHz	INFO	
T1 26dB	5150.000000	---	5170.0000	MHz	PASS	
T2 26dB	---	5250.000000	5210.1000	MHz	PASS	

Plot: Bandwidth only



FCC 15.407, ISED RSS247 # Bandwidths 99PCT and 26dB ~ WLAN5Gx ax-HE40 U-NII-1 26dB

Plot: Bandwidth within Band



FCC 15.407, ISED RSS247 # Bandwidths 99PCT and 26dB ~ WLAN5Gx ax-HE40 U-NII-1

General verdict

PASS

## FCC 15.407, ISED RSS247 # Bandwidths 99PCT and 26dB ~ WLAN5Gx ax-HE40 U-NII-1

Test References	
TC Start	18.07.2022 15:43:28
Ambit Temp [°C]   Humidity [rel%]	28.3   30
System Version	3.2.0.2
Test Specification	FCC 15.407, ISED RSS247 -
Test Method	26dB Bandwidth KDB789033 D02, C.1 / ISED RSS-GEN
TC Version	0.0.1
My Description	FCC 15.407 Bandwidths - WLAN5Gx ax-HE40 U-NII-1
Add. Information	

EUT Common Settings WLAN5Gx	
Number of Antenna Ports	2
User Interaction	No
Device Class UNII_1	Client

Test Parameter	
Technology to test	WLAN5Gx ax-HE40
Antenna Port used	2
Temperature	nom
Voltage	nom
Frequency low to test	False   Freq [MHz] 5190
Frequency mid to test	False   Freq [MHz] 0
Frequency high to test	True   Freq [MHz] 5230
Auto Control enabled Power Supply   Climatic Box	No   No
Additional Path Loss [dB]	1.4
Switched Path	EUT - SignalingUnit - SpectrumAnalyzer

Test Equipment	
Signal analyzer,Rohde&Schwarz,FSV-40,1307.9002K40/101042,3.70	
Switch matrix,CTCadvanced,SPM-4 NI DAQ,28016133,NI	

## Test at TX 5230 MHz

### RESULT: Reference Power cond.

Test Description	Lower Limit	Upper Limit	Measured	Unit	Verdict
Ref. Power 1MHz/1MHz cond.	---	---	6.67	dBm	INFO
Ref. Frequency	---	---	5225.800	MHz	INFO

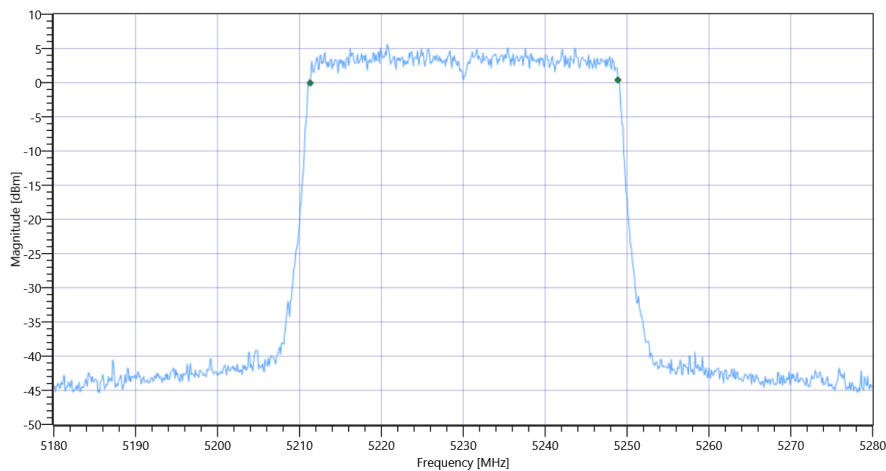
### READ SA SETTINGS:

RefLevel [dBm]   RefLevelOffset [dB]   InpAtt [dB]	14.67   18.37   15
Start [MHz]   Stop [MHz]	5180.000   5280.000
RBW [MHz]   VBW [MHz]	0.500000   3.000000
Detector   TraceMode	POS   MAXH
Sweep: Time [ms]   Count   Points per Section   Type	1   2500   1001   SWE

### RESULT

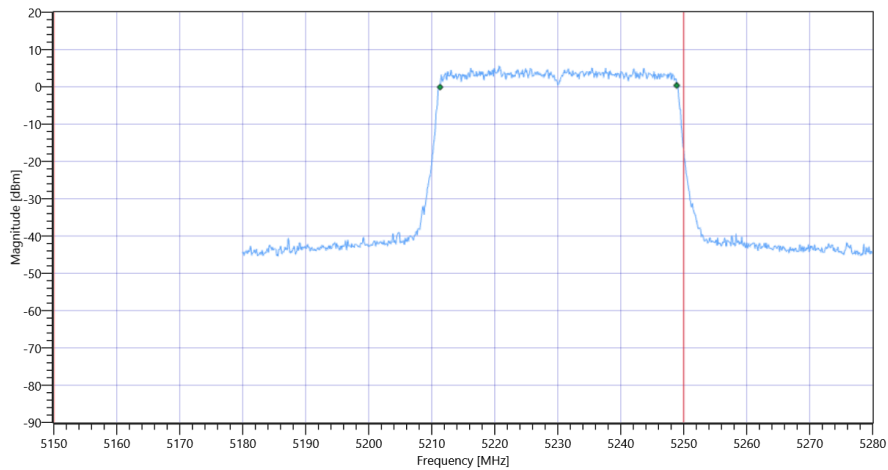
Test Description	Lower Limit	Upper Limit	Measured	Unit	Verdict
Bandwidth 99%	---	---	37.562	MHz	INFO
T1 99%	5150.000000	---	5211.3187	MHz	PASS
T2 99%	---	5250.000000	5248.8811	MHz	PASS

### Plot: Bandwidth only



FCC 15.407, ISED RSS247 # Bandwidths 99PCT and 26dB ~ WLAN5Gx ax-HE40 U-NII-1 99PCT

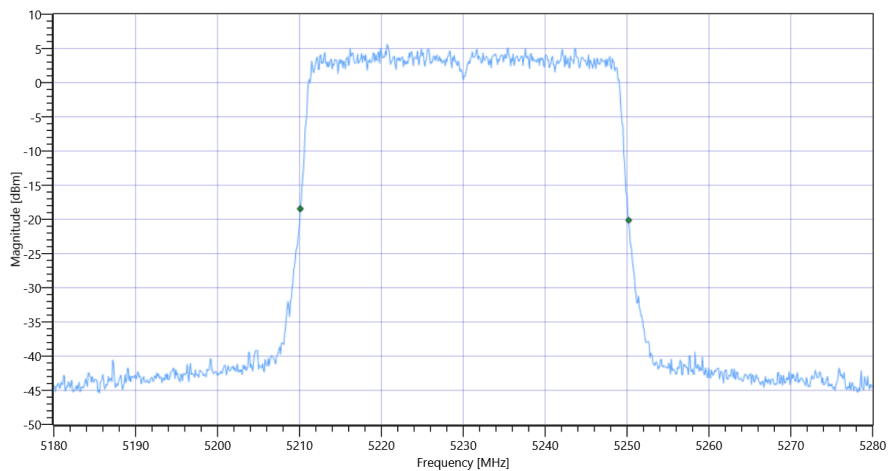
### Plot: Bandwidth within Band



FCC 15.407, ISED RSS247 # Bandwidths 99PCT and 26dB ~ WLAN5Gx ax-HE40 U-NII-1

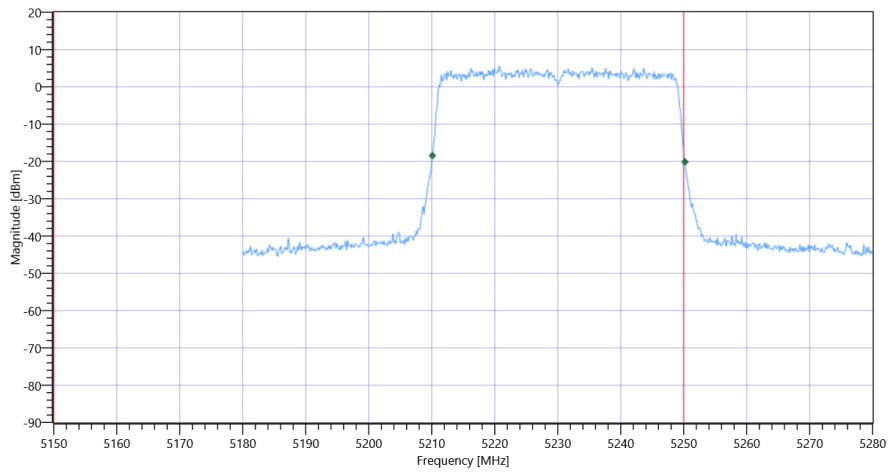
RESULT					
Test Description	Lower Limit	Upper Limit	Measured	Unit	Verdict
Bandwidth 20dB	---	---	40.1	MHz	INFO
T1 26dB	5150.000000	---	5210.1000	MHz	PASS
T2 26dB	---	5250.000000	5250.2000	MHz	DFS required

Plot: Bandwidth only



FCC 15.407, ISED RSS247 # Bandwidths 99PCT and 26dB ~ WLAN5Gx ax-HE40 U-NII-1 26dB

Plot: Bandwidth within Band



FCC 15.407, ISED RSS247 # Bandwidths 99PCT and 26dB ~ WLAN5Gx ax-HE40 U-NII-1

General verdict

PASS

## FCC 15.407, ISED RSS247 # Bandwidths 99PCT and 26dB ~ WLAN5Gx ax-HE40 U-NII-2A

Test References	
TC Start	18.07.2022 15:49:07
Ambit Temp [°C]   Humidity [rel%]	28.3   30
System Version	3.2.0.2
Test Specification	FCC 15.407, ISED RSS247 -
Test Method	26dB Bandwidth KDB789033 D02, C.1 / ISED RSS-GEN
TC Version	0.0.1
My Description	FCC 15.407 Bandwidths - WLAN5Gx ax-HE40 U-NII-2A
Add. Information	

EUT Common Settings WLAN5Gx	
Number of Antenna Ports	2
User Interaction	No
Device Class UNII_1	Client

Test Parameter	
Technology to test	WLAN5Gx ax-HE40
Antenna Port used	2
Temperature	nom
Voltage	nom
Frequency low to test	True   Freq [MHz] 5270
Frequency mid to test	False   Freq [MHz] 0
Frequency high to test	False   Freq [MHz] 5310
Auto Control enabled Power Supply   Climatic Box	No   No
Additional Path Loss [dB]	1.4
Switched Path	EUT - SignalingUnit - SpectrumAnalyzer

Test Equipment	
Signal analyzer,Rohde&Schwarz,FSV-40,1307.9002K40/101042,3.70	
Switch matrix,CTCadvanced,SPM-4 NI DAQ,28016133,NI	



## Test at TX 5270 MHz

### RESULT: Reference Power cond.

Test Description	Lower Limit	Upper Limit	Measured	Unit	Verdict
Ref. Power 1MHz/1MHz cond.	---	---	8.51	dBm	INFO
Ref. Frequency	---	---	5267.000	MHz	INFO

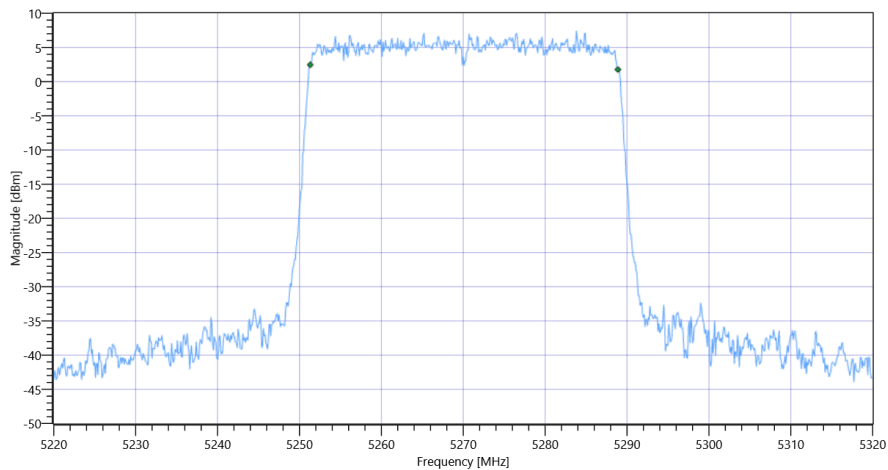
### READ SA SETTINGS:

RefLevel [dBm]   RefLevelOffset [dB]   InpAtt [dB]	16.51   18.75   15
Start [MHz]   Stop [MHz]	5220.000   5320.000
RBW [MHz]   VBW [MHz]	0.500000   3.000000
Detector   TraceMode	POS   MAXH
Sweep: Time [ms]   Count   Points per Section   Type	1   2500   1001   SWE

### RESULT

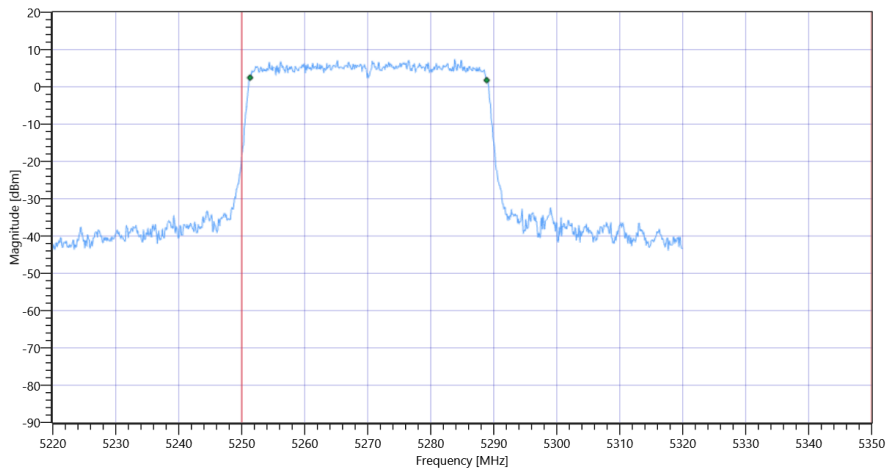
Test Description	Lower Limit	Upper Limit	Measured	Unit	Verdict
Bandwidth 99%	---	---	37.562	MHz	INFO
T1 99%	5250.000000	---	5251.3187	MHz	PASS since U-NII-1 is supported
T2 99%	---	5350.000000	5288.8811	MHz	PASS

### Plot: Bandwidth only



FCC 15.407, ISED RSS247 # Bandwidths 99PCT and 26dB ~ WLAN5Gx ax-HE40 U-NII-2A 99PCT

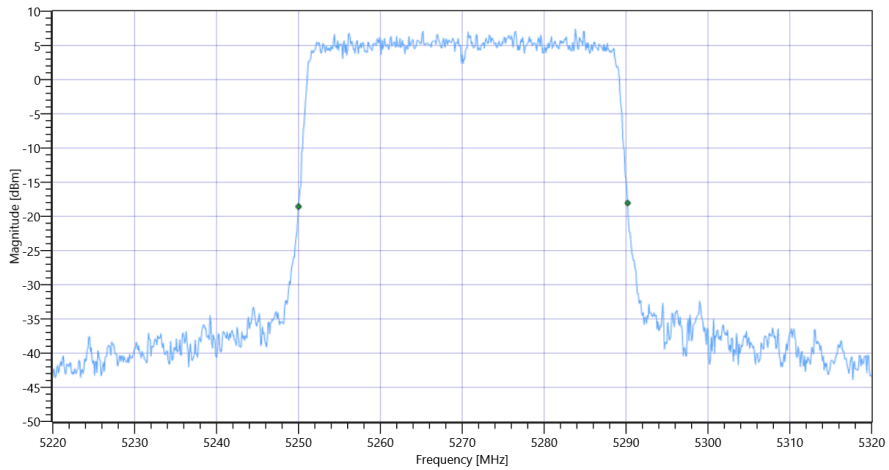
### Plot: Bandwidth within Band



FCC 15.407, ISED RSS247 # Bandwidths 99PCT and 26dB ~ WLAN5Gx ax-HE40 U-NII-2A

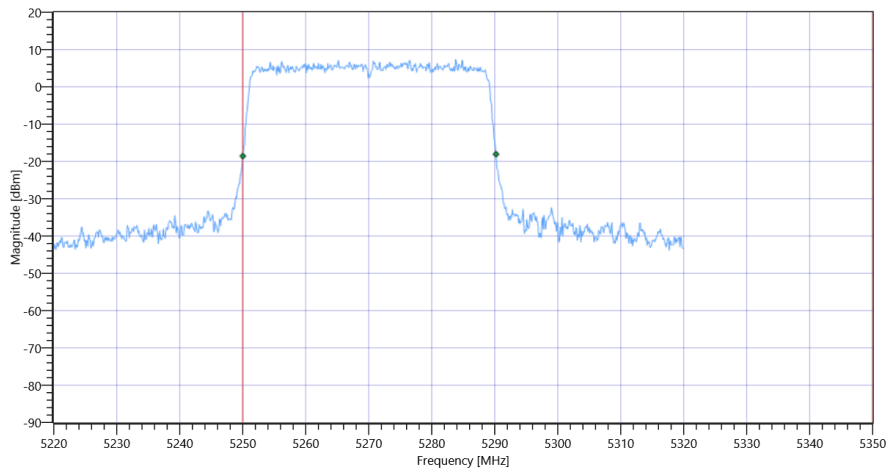
RESULT					
Test Description	Lower Limit	Upper Limit	Measured	Unit	Verdict
Bandwidth 20dB	---	---	40.2	MHz	INFO
T1 26dB	5250.000000	---	5250.0000	MHz	PASS since U-NII-1 is supported
T2 26dB	---	5350.000000	5290.2000	MHz	PASS

Plot: Bandwidth only



FCC 15.407, ISED RSS247 # Bandwidths 99PCT and 26dB ~ WLAN5Gx ax-HE40 U-NII-2A 26dB

Plot: Bandwidth within Band



FCC 15.407, ISED RSS247 # Bandwidths 99PCT and 26dB ~ WLAN5Gx ax-HE40 U-NII-2A

General verdict

PASS

## FCC 15.407, ISED RSS247 # Bandwidths 99PCT and 26dB ~ WLAN5Gx ax-HE40 U-NII-2A

Test References	
TC Start	18.07.2022 15:55:17
Ambit Temp [°C]   Humidity [rel%]	28.4   30
System Version	3.2.0.2
Test Specification	FCC 15.407, ISED RSS247 -
Test Method	26dB Bandwidth KDB789033 D02, C.1 / ISED RSS-GEN
TC Version	0.0.1
My Description	FCC 15.407 Bandwidths - WLAN5Gx ax-HE40 U-NII-2A
Add. Information	

EUT Common Settings WLAN5Gx	
Number of Antenna Ports	2
User Interaction	No
Device Class UNII_1	Client

Test Parameter	
Technology to test	WLAN5Gx ax-HE40
Antenna Port used	2
Temperature	nom
Voltage	nom
Frequency low to test	False   Freq [MHz] 5270
Frequency mid to test	False   Freq [MHz] 0
Frequency high to test	True   Freq [MHz] 5310
Auto Control enabled Power Supply   Climatic Box	No   No
Additional Path Loss [dB]	1.4
Switched Path	EUT - SignalingUnit - SpectrumAnalyzer

Test Equipment	
Signal analyzer,Rohde&Schwarz,FSV-40,1307.9002K40/101042,3.70	
Switch matrix,CTCadvanced,SPM-4 NI DAQ,28016133,NI	

## Test at TX 5310 MHz

### RESULT: Reference Power cond.

Test Description	Lower Limit	Upper Limit	Measured	Unit	Verdict
Ref. Power 1MHz/1MHz cond.	---	---	9.38	dBm	INFO
Ref. Frequency	---	---	5301.610	MHz	INFO

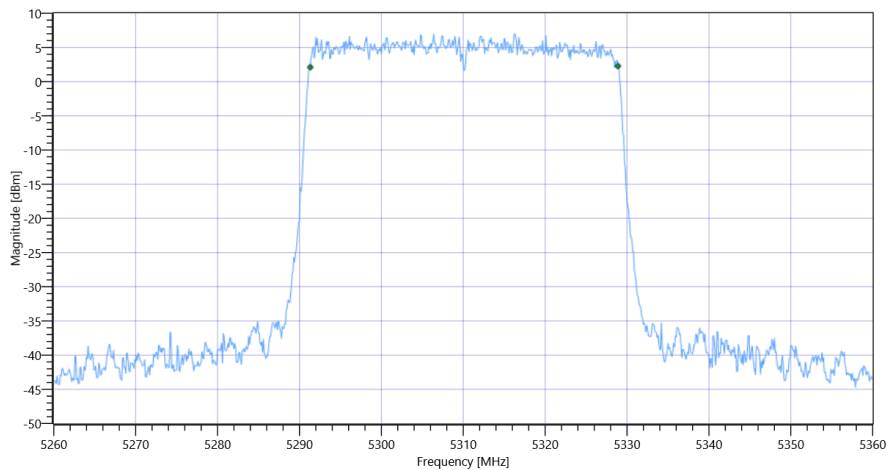
### READ SA SETTINGS:

RefLevel [dBm]   RefLevelOffset [dB]   InpAtt [dB]	17.38   18.4   15
Start [MHz]   Stop [MHz]	5260.000   5360.000
RBW [MHz]   VBW [MHz]	0.500000   3.000000
Detector   TraceMode	POS   MAXH
Sweep: Time [ms]   Count   Points per Section   Type	1   2500   1001   SWE

### RESULT

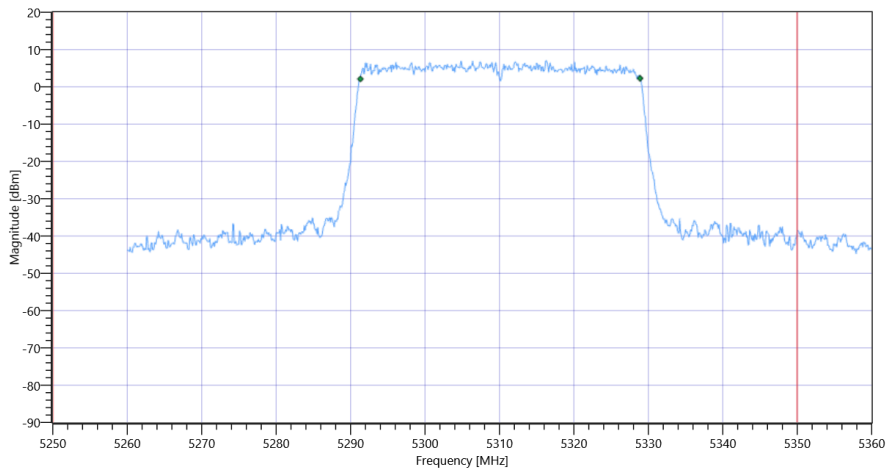
Test Description	Lower Limit	Upper Limit	Measured	Unit	Verdict
Bandwidth 99%	---	---	37.562	MHz	INFO
T1 99%	5250.000000	---	5291.3187	MHz	PASS since U-NII-1 is supported
T2 99%	---	5350.000000	5328.8811	MHz	PASS

### Plot: Bandwidth only



FCC 15.407, ISED RSS247 # Bandwidths 99PCT and 26dB ~ WLAN5Gx ax-HE40 U-NII-2A 99PCT

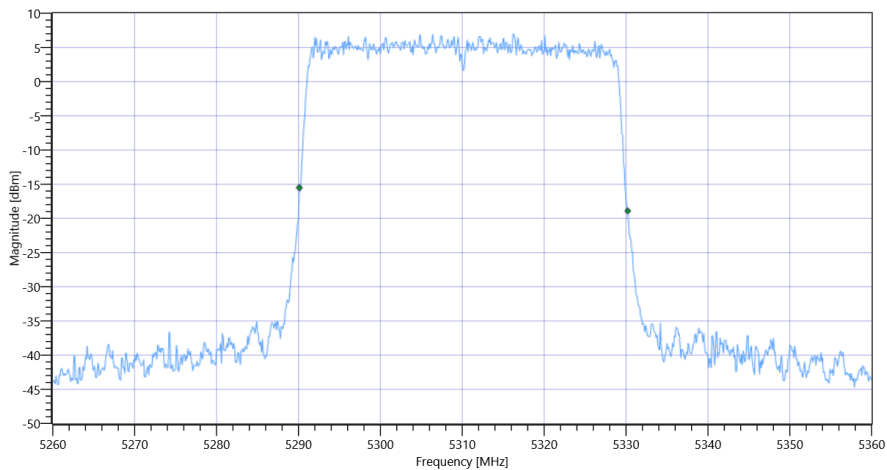
### Plot: Bandwidth within Band



FCC 15.407, ISED RSS247 # Bandwidths 99PCT and 26dB ~ WLAN5Gx ax-HE40 U-NII-2A

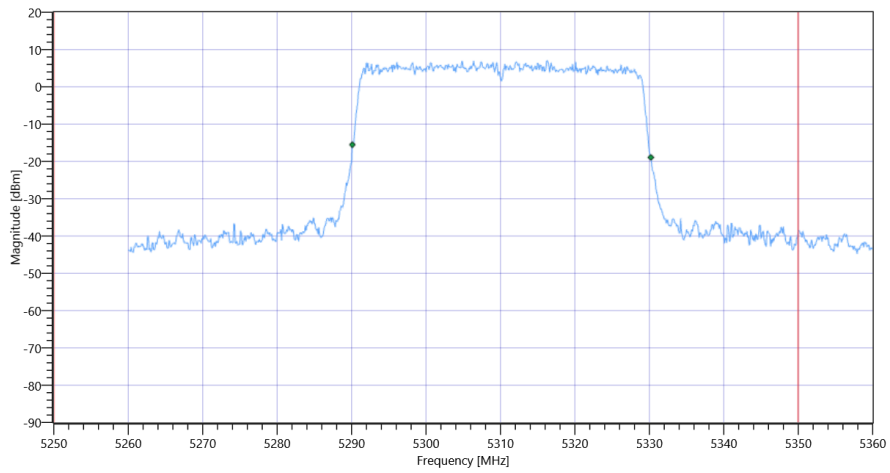
RESULT					
Test Description	Lower Limit	Upper Limit	Measured	Unit	Verdict
Bandwidth 20dB	---	---	40.1	MHz	INFO
T1 26dB	5250.000000	---	5290.1000	MHz	PASS since U-NII-1 is supported
T2 26dB	---	5350.000000	5330.2000	MHz	PASS

Plot: Bandwidth only



FCC 15.407, ISED RSS247 # Bandwidths 99PCT and 26dB ~ WLAN5Gx ax-HE40 U-NII-2A 26dB

Plot: Bandwidth within Band



FCC 15.407, ISED RSS247 # Bandwidths 99PCT and 26dB ~ WLAN5Gx ax-HE40 U-NII-2A

General verdict

PASS

## FCC 15.407, ISED RSS247 # Bandwidths 99PCT and 26dB ~ WLAN5Gx ax-HE40 U-NII-2C

Test References	
TC Start	18.07.2022 16:00:45
Ambit Temp [°C]   Humidity [rel%]	28.4   30
System Version	3.2.0.2
Test Specification	FCC 15.407, ISED RSS247 -
Test Method	26dB Bandwidth KDB789033 D02, C.1 / ISED RSS-GEN
TC Version	0.0.1
My Description	FCC 15.407 Bandwidths - WLAN5Gx ax-HE40 U-NII-2C
Add. Information	

EUT Common Settings WLAN5Gx	
Number of Antenna Ports	2
User Interaction	No
Device Class UNII_1	Client

Test Parameter	
Technology to test	WLAN5Gx ax-HE40
Antenna Port used	2
Temperature	nom
Voltage	nom
Frequency low to test	True   Freq [MHz] 5510
Frequency mid to test	False   Freq [MHz] 5590
Frequency high to test	False   Freq [MHz] 5670
Auto Control enabled Power Supply   Climatic Box	No   No
Additional Path Loss [dB]	1.4
Switched Path	EUT - SignalingUnit - SpectrumAnalyzer

Test Equipment	
Signal analyzer,Rohde&Schwarz,FSV-40,1307.9002K40/101042,3.70	
Switch matrix,CTCadvanced,SPM-4 NI DAQ,28016133,NI	



## Test at TX 5510 MHz

### RESULT: Reference Power cond.

Test Description	Lower Limit	Upper Limit	Measured	Unit	Verdict
Ref. Power 1MHz/1MHz cond.	---	---	9.37	dBm	INFO
Ref. Frequency	---	---	5497.210	MHz	INFO

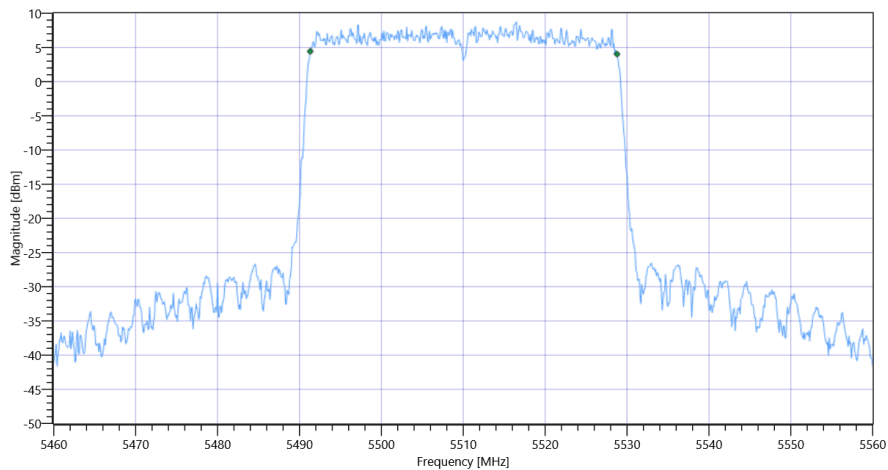
### READ SA SETTINGS:

RefLevel [dBm]   RefLevelOffset [dB]   InpAtt [dB]	17.37   18.49   15
Start [MHz]   Stop [MHz]	5460.000   5560.000
RBW [MHz]   VBW [MHz]	0.500000   3.000000
Detector   TraceMode	POS   MAXH
Sweep: Time [ms]   Count   Points per Section   Type	1   2500   1001   SWE

### RESULT

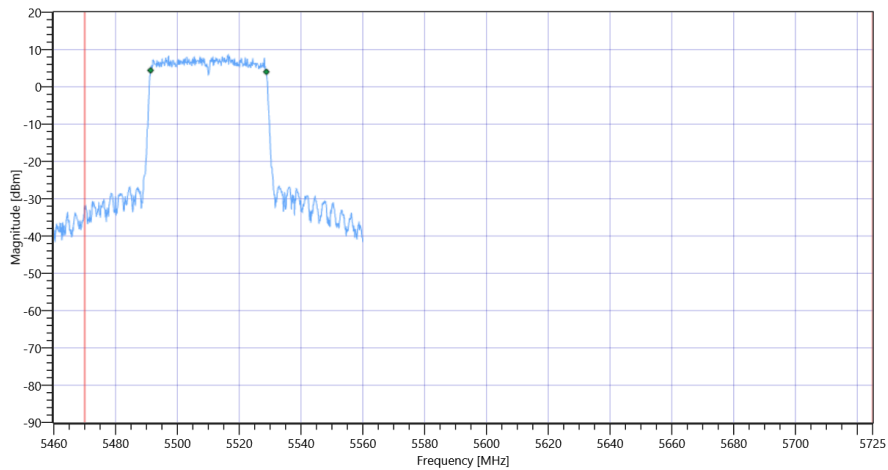
Test Description	Lower Limit	Upper Limit	Measured	Unit	Verdict
Bandwidth 99%	---	---	37.463	MHz	INFO
T1 99%	5470.000000	---	5491.3187	MHz	PASS since U-NII-3 is supported
T2 99%	---	5725.000000	5528.7812	MHz	

### Plot: Bandwidth only



FCC 15.407, ISSED RSS247 # Bandwidths 99PCT and 26dB ~ WLAN5Gx ax-HE40 U-NII-2C 99PCT

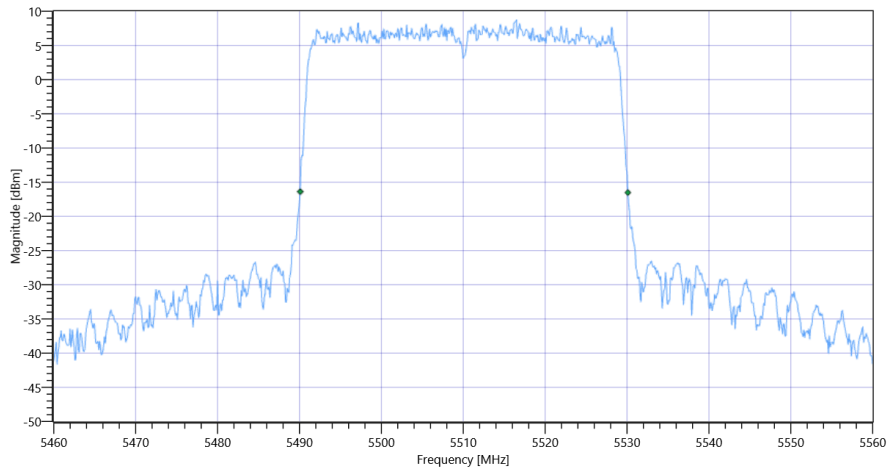
### Plot: Bandwidth within Band



FCC 15.407, ISED RSS247 # Bandwidths 99PCT and 26dB ~ WLAN5Gx ax-HE40 U-NII-2C

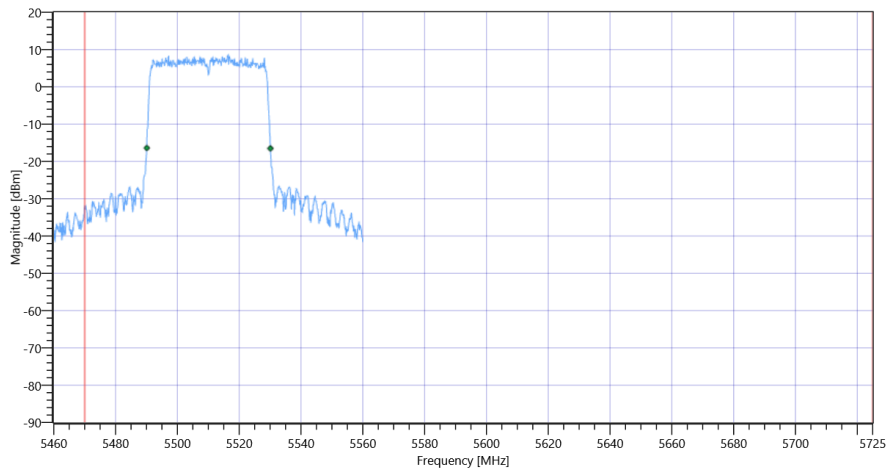
RESULT					
Test Description	Lower Limit	Upper Limit	Measured	Unit	Verdict
Bandwidth 20dB	---	---	40	MHz	INFO
T1 26dB	5470.000000	---	5490.1000	MHz	PASS since U-NII-3 is supported
T2 26dB	---	5725.000000	5530.1000	MHz	

Plot: Bandwidth only



FCC 15.407, ISED RSS247 # Bandwidths 99PCT and 26dB ~ WLAN5Gx ax-HE40 U-NII-2C 26dB

Plot: Bandwidth within Band



FCC 15.407, ISSED RSS247 # Bandwidths 99PCT and 26dB ~ WLAN5Gx ax-HE40 U-NII-2C

General verdict

PASS

## FCC 15.407, ISED RSS247 # Bandwidths 99PCT and 26dB ~ WLAN5Gx ax-HE40 U-NII-2C

Test References	
TC Start	18.07.2022 16:05:54
Ambit Temp [°C]   Humidity [rel%]	28.4   30
System Version	3.2.0.2
Test Specification	FCC 15.407, ISED RSS247 -
Test Method	26dB Bandwidth KDB789033 D02, C.1 / ISED RSS-GEN
TC Version	0.0.1
My Description	FCC 15.407 Bandwidths - WLAN5Gx ax-HE40 U-NII-2C
Add. Information	

EUT Common Settings WLAN5Gx	
Number of Antenna Ports	2
User Interaction	No
Device Class UNII_1	Client

Test Parameter	
Technology to test	WLAN5Gx ax-HE40
Antenna Port used	2
Temperature	nom
Voltage	nom
Frequency low to test	False   Freq [MHz] 5510
Frequency mid to test	True   Freq [MHz] 5590
Frequency high to test	False   Freq [MHz] 5670
Auto Control enabled Power Supply   Climatic Box	No   No
Additional Path Loss [dB]	1.4
Switched Path	EUT - SignalingUnit - SpectrumAnalyzer

Test Equipment	
Signal analyzer,Rohde&Schwarz,FSV-40,1307.9002K40/101042,3.70	
Switch matrix,CTCadvanced,SPM-4 NI DAQ,28016133,NI	

## Test at TX 5590 MHz

### RESULT: Reference Power cond.

Test Description	Lower Limit	Upper Limit	Measured	Unit	Verdict
Ref. Power 1MHz/1MHz cond.	---	---	10.52	dBm	INFO
Ref. Frequency	---	---	5576.210	MHz	INFO

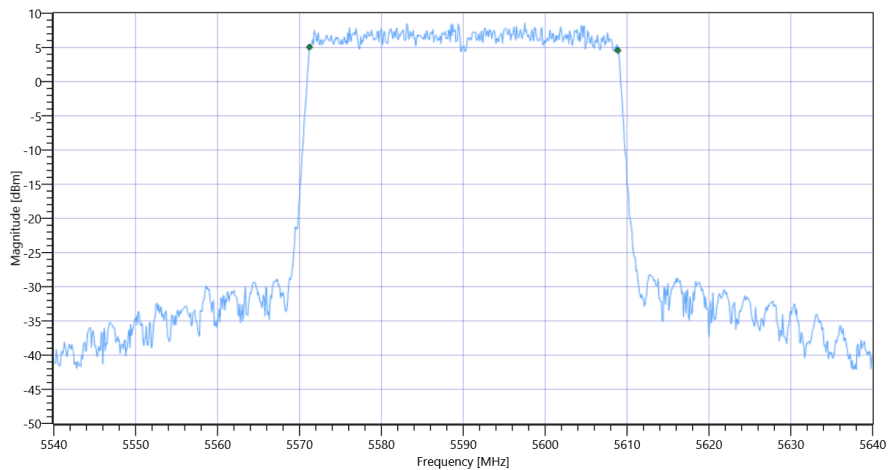
### READ SA SETTINGS:

RefLevel [dBm]   RefLevelOffset [dB]   InpAtt [dB]	18.52   19.02   15
Start [MHz]   Stop [MHz]	5540.000   5640.000
RBW [MHz]   VBW [MHz]	0.500000   3.000000
Detector   TraceMode	POS   MAXH
Sweep: Time [ms]   Count   Points per Section   Type	1   2500   1001   SWE

### RESULT

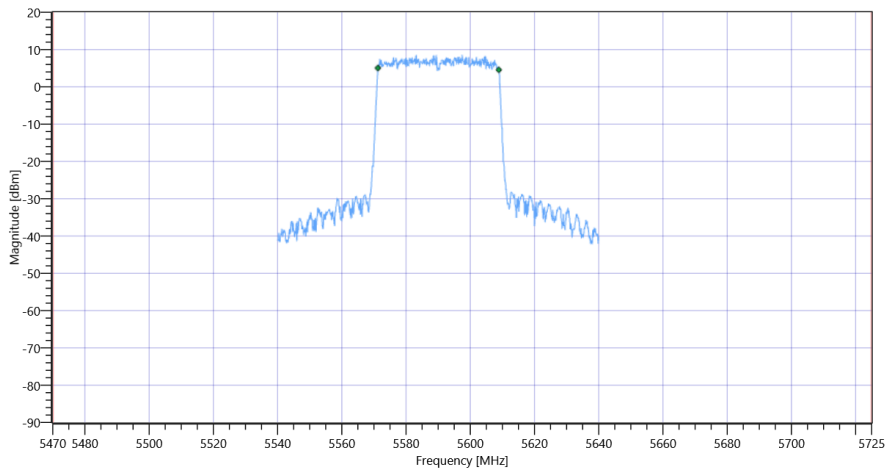
Test Description	Lower Limit	Upper Limit	Measured	Unit	Verdict
Bandwidth 99%	---	---	37.662	MHz	INFO
T1 99%	5470.000000	---	5571.2188	MHz	PASS since U-NII-3 is supported
T2 99%	---	5725.000000	5608.8811	MHz	

### Plot: Bandwidth only



FCC 15.407, ISSED RSS247 # Bandwidths 99PCT and 26dB ~ WLAN5Gx ax-HE40 U-NII-2C 99PCT

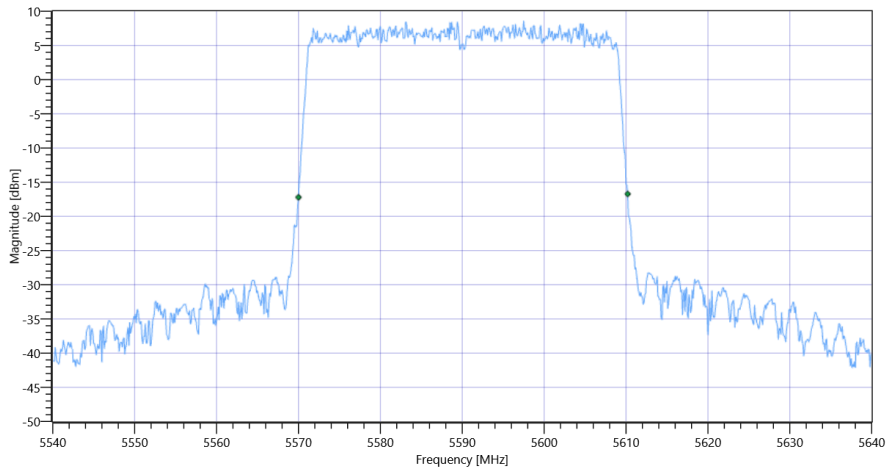
### Plot: Bandwidth within Band



FCC 15.407, ISED RSS247 # Bandwidths 99PCT and 26dB ~ WLAN5Gx ax-HE40 U-NII-2C

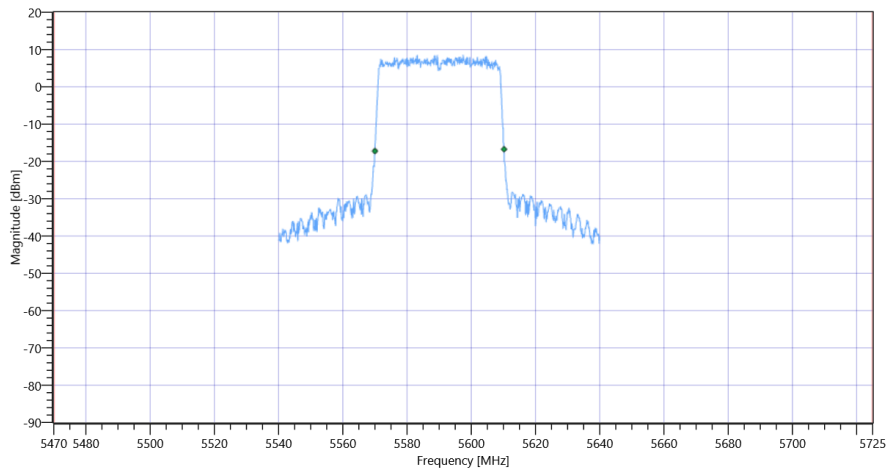
RESULT					
Test Description	Lower Limit	Upper Limit	Measured	Unit	Verdict
Bandwidth 20dB	---	---	40.2	MHz	INFO
T1 26dB	5470.000000	---	5570.0000	MHz	PASS since U-NII-3 is supported
T2 26dB	---	5725.000000	5610.2000	MHz	

Plot: Bandwidth only



FCC 15.407, ISED RSS247 # Bandwidths 99PCT and 26dB ~ WLAN5Gx ax-HE40 U-NII-2C 26dB

Plot: Bandwidth within Band



FCC 15.407, ISED RSS247 # Bandwidths 99PCT and 26dB ~ WLAN5Gx ax-HE40 U-NII-2C

General verdict

PASS

## FCC 15.407, ISED RSS247 # Bandwidths 99PCT and 26dB ~ WLAN5Gx ax-HE40 U-NII-2C

Test References	
TC Start	18.07.2022 16:11:12
Ambit Temp [°C]   Humidity [rel%]	28.4   29
System Version	3.2.0.2
Test Specification	FCC 15.407, ISED RSS247 -
Test Method	26dB Bandwidth KDB789033 D02, C.1 / ISED RSS-GEN
TC Version	0.0.1
My Description	FCC 15.407 Bandwidths - WLAN5Gx ax-HE40 U-NII-2C
Add. Information	

EUT Common Settings WLAN5Gx	
Number of Antenna Ports	2
User Interaction	No
Device Class UNII_1	Client

Test Parameter	
Technology to test	WLAN5Gx ax-HE40
Antenna Port used	2
Temperature	nom
Voltage	nom
Frequency low to test	False   Freq [MHz] 5510
Frequency mid to test	False   Freq [MHz] 5590
Frequency high to test	True   Freq [MHz] 5670
Auto Control enabled Power Supply   Climatic Box	No   No
Additional Path Loss [dB]	1.4
Switched Path	EUT - SignalingUnit - SpectrumAnalyzer

Test Equipment	
Signal analyzer,Rohde&Schwarz,FSV-40,1307.9002K40/101042,3.70	
Switch matrix,CTCadvanced,SPM-4 NI DAQ,28016133,NI	



## Test at TX 5670 MHz

### RESULT: Reference Power cond.

Test Description	Lower Limit	Upper Limit	Measured	Unit	Verdict
Ref. Power 1MHz/1MHz cond.	---	---	11.41	dBm	INFO
Ref. Frequency	---	---	5652.220	MHz	INFO

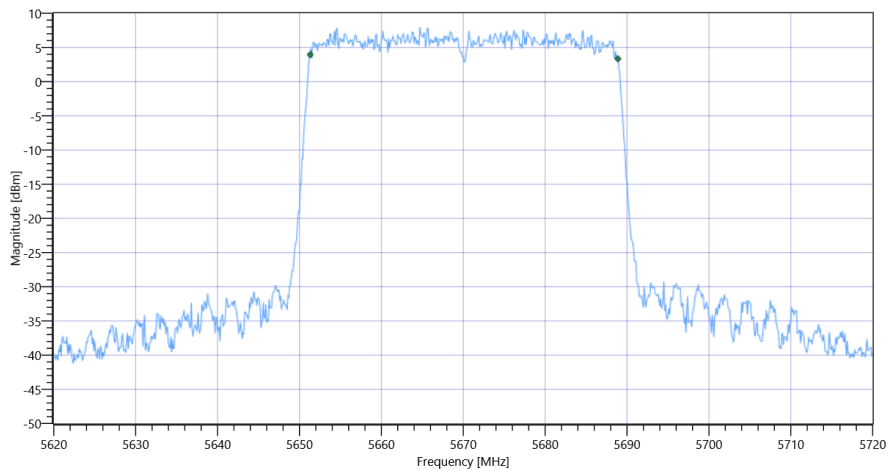
### READ SA SETTINGS:

RefLevel [dBm]   RefLevelOffset [dB]   InpAtt [dB]	19.41   18.67   20
Start [MHz]   Stop [MHz]	5620.000   5720.000
RBW [MHz]   VBW [MHz]	0.500000   3.000000
Detector   TraceMode	POS   MAXH
Sweep: Time [ms]   Count   Points per Section   Type	1   2500   1001   SWE

### RESULT

Test Description	Lower Limit	Upper Limit	Measured	Unit	Verdict
Bandwidth 99%	---	---	37.562	MHz	INFO
T1 99%	5470.000000	---	5651.3187	MHz	PASS since U-NII-3 is supported
T2 99%	---	5725.000000	5688.8811	MHz	

### Plot: Bandwidth only



FCC 15.407, ISED RSS247 # Bandwidths 99PCT and 26dB ~ WLAN5Gx ax-HE40 U-NII-2C 99PCT

### Plot: Bandwidth within Band