

## Test at TX 5610 MHz

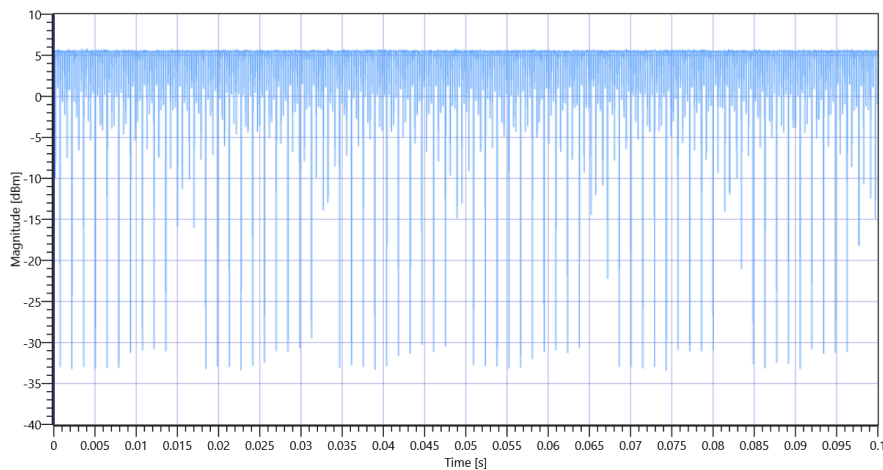
### RESULT: Reference Power cond.

Test Description	Lower Limit	Upper Limit	Measured	Unit	Verdict
Ref. Power 1MHz/1MHz cond.	---	---	4.33	dBm	INFO
Ref. Frequency	---	---	5593.220	MHz	INFO

## Evaluation max. Duty Cycle

### Duty Cycle evaluation

Test Description	Lower Limit	Upper Limit	Measured	Unit	Verdict
<b>Result Summary</b>					
Number of detected Bursts:138					
Duty Cycle (Burst Ratio) max	---	---	0.947	---	INFO
Duty Cycle max	---	---	0.237	dB	INFO
Duty Cycle (Burst Ratio) min	---	---	0.87	---	INFO
Duty Cycle min	---	---	0.605	dB	INFO
Max TX Burst Length	---	---	1.35	ms	INFO
Min Gap Length	---	---	0.075	ms	INFO
Max Gap Length	---	---	0.075	ms	INFO

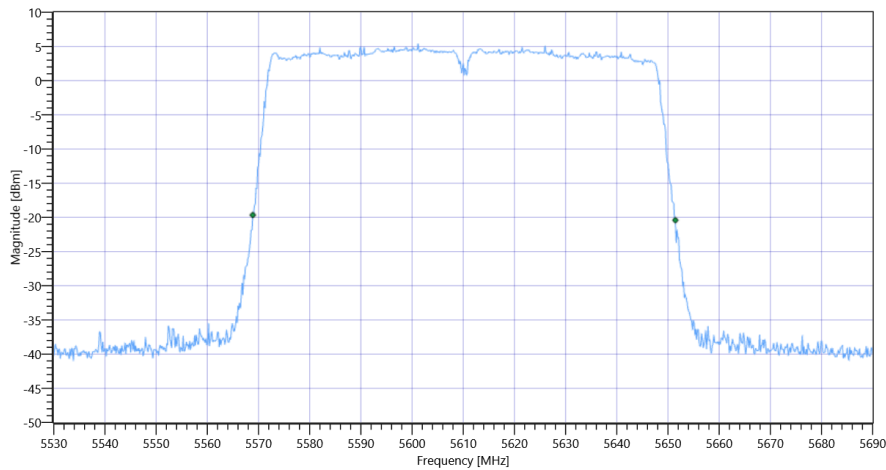


FCC 15.247 # Max output power and psd ~ WLAN5Gx ac-VHT80 mode U-NII-2C 5610 MHz - DutyCycle

## Evaluation Bandwidth

### RESULT

Test Description	Lower Limit	Upper Limit	Measured	Unit	Verdict
Bandwidth 26dB	---	---	82.56	MHz	INFO
T1 26dB	---	---	5568.8800	MHz	INFO
T2 26dB	---	---	5651.4400	MHz	INFO



FCC 15.247 # Max output power and psd ~ WLAN5Gx ac-VHT80 mode U-NII-2C\_BW

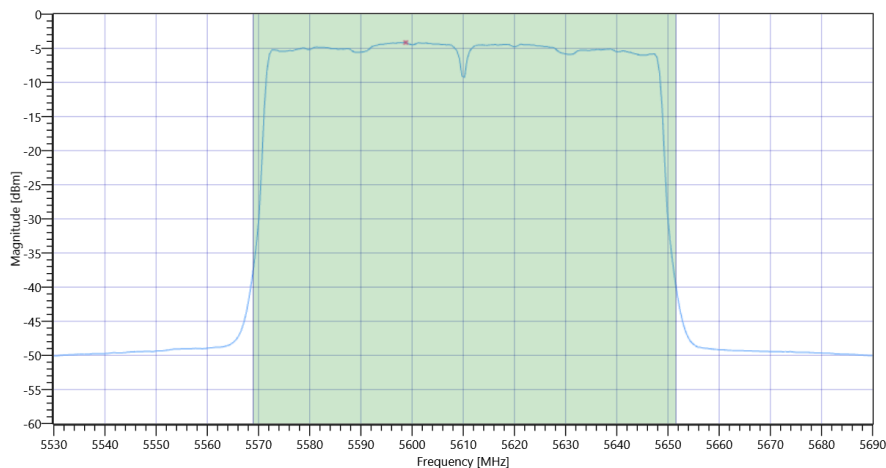
### Maximum Output Power

#### READ SA SETTINGS:

RefLevel [dBm]   RefLevelOffset [dB]   InpAtt [dB]	16.33   19.05   15
Start [MHz]   Stop [MHz]	5530.000   5690.000
RBW [MHz]   VBW [MHz]	1.000000   3.000000
Detector   TraceMode	RMS   MAXH
Sweep: Time [ms]   Count   Points per Section   Type	107000   1   320   SWE

#### RESULT

Test Description	Lower Limit	Upper Limit	Measured	Unit	Verdict
Max Output Power	---	---	13.56	dBm	INFO
Duty Cycle Correction	---	---	0.6	dB	INFO
Limit absolute					
Max Output Power DC corrected	---	24	14.16	dBm	PASS
Limit by: 11 dBm + 10 log Bandwidth					
Max Output Power DC corrected	---	30.17	14.16	dBm	PASS



FCC 15.247 # Max output power and psd ~ WLAN5Gx ac-VHT80 mode U-NII-2C Max OP and PSD

## Power Spectral Density

RESULT					
Test Description	Lower Limit	Upper Limit	Measured	Unit	Verdict
Power Spectral Density	---	---	-4.14	dBm/1MHz	INFO
Duty Cycle Correction	---	---	0.6	dB	INFO
Power Spectral Density DC corrected	---	11	-3.54	dBm/1MHz	PASS
General verdict			PASS		

## FCC 15.247 # Max output power and psd ~ WLAN5Gx ac-VHT80 mode U-NII-2C

Test References	
TC Start	19.07.2022 10:09:15
Ambit Temp [°C]   Humidity [rel%]	26.5   38
System Version	3.2.0.2
Test Specification	FCC 15.247 -
Test Method	KDB789033 D02, F., E.2.e.
TC Version	0.0.1
My Description	FCC 15.407 Max Output Power & PSD - WLAN5Gx ac-VHT80 mode U-NII-2C
Add. Information	

EUT Common Settings WLAN5Gx	
Number of Antenna Ports	2
User Interaction	No
Device Class UNII_1	Client

Test Parameter	
Technology to test	WLAN5Gx ac-VHT80 mode
Antenna Port used	2
Temperature	nom
Voltage	nom
Frequency low to test	False   Freq [MHz] 5530
Frequency mid to test	True   Freq [MHz] 5610
Frequency high to test	False   Freq [MHz] 5690
Auto Control enabled Power Supply   Climatic Box	No   No
Additional Path Loss [dB]	1.4
Switched Path	EUT - SignalingUnit - SpectrumAnalyzer

Test Equipment	
Signal analyzer,Rohde&Schwarz,FSV-40,1307.9002K40/101042,3.70	
Switch matrix,CTCadvanced,SPM-4 NI DAQ,28016133,NI	

## Test at TX 5610 MHz

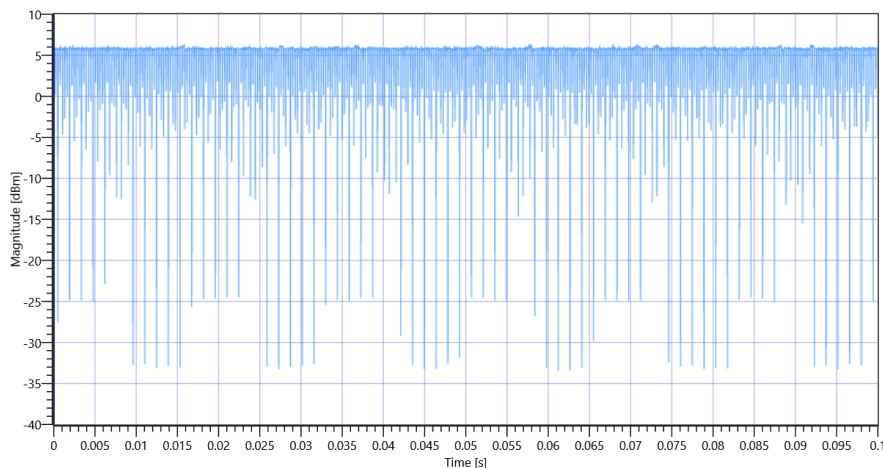
### RESULT: Reference Power cond.

Test Description	Lower Limit	Upper Limit	Measured	Unit	Verdict
Ref. Power 1MHz/1MHz cond.	---	---	5.15	dBm	INFO
Ref. Frequency	---	---	5593.020	MHz	INFO

## Evaluation max. Duty Cycle

### Duty Cycle evaluation

Test Description	Lower Limit	Upper Limit	Measured	Unit	Verdict
<b>Result Summary</b>					
Number of detected Bursts:140					
Duty Cycle (Burst Ratio) max	---	---	0.947	---	INFO
Duty Cycle max	---	---	0.237	dB	INFO
Duty Cycle (Burst Ratio) min	---	---	0.727	---	INFO
Duty Cycle min	---	---	1.385	dB	INFO
Max TX Burst Length	---	---	1.35	ms	INFO
Min Gap Length	---	---	0.075	ms	INFO
Max Gap Length	---	---	0.075	ms	INFO

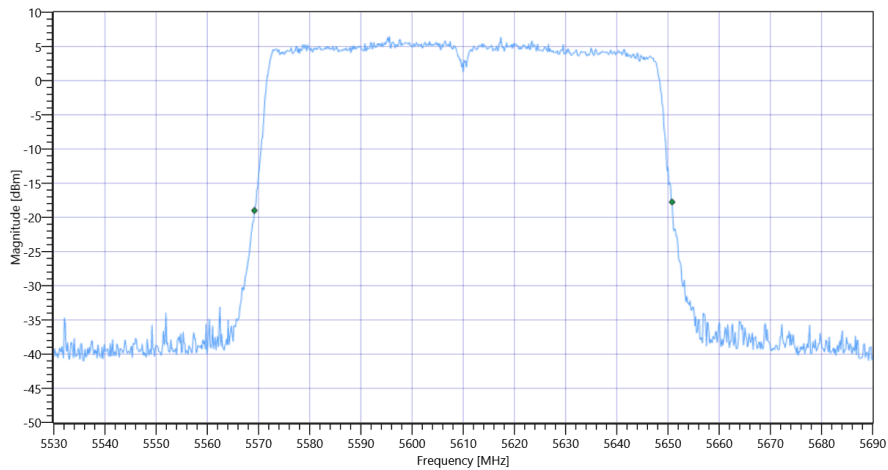


FCC 15.247 # Max output power and psd ~ WLAN5Gx ac-VHT80 mode U-NII-2C 5610 MHz - DutyCycle

## Evaluation Bandwidth

### RESULT

Test Description	Lower Limit	Upper Limit	Measured	Unit	Verdict
Bandwidth 26dB	---	---	81.6	MHz	INFO
T1 26dB	---	---	5569.2000	MHz	INFO
T2 26dB	---	---	5650.8000	MHz	INFO



FCC 15.247 # Max output power and psd ~ WLAN5Gx ac-VHT80 mode U-NII-2C\_BW

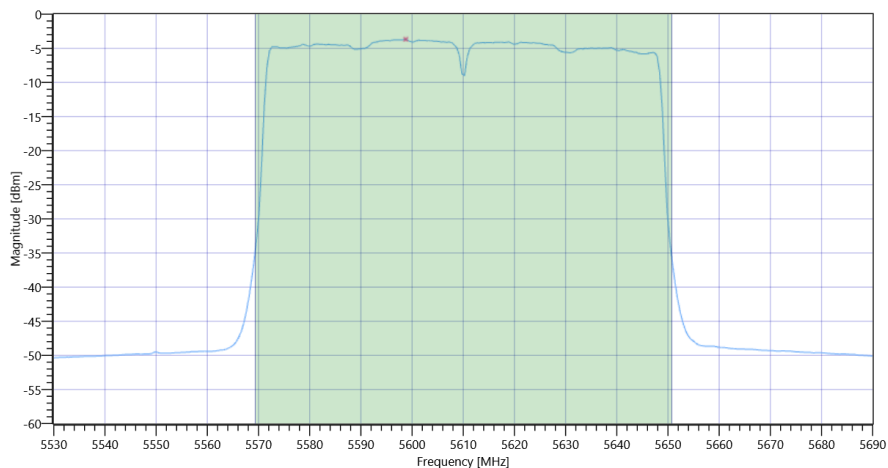
### Maximum Output Power

#### READ SA SETTINGS:

RefLevel [dBm]   RefLevelOffset [dB]   InpAtt [dB]	17.15   19.05   15
Start [MHz]   Stop [MHz]	5530.000   5690.000
RBW [MHz]   VBW [MHz]	1.000000   3.000000
Detector   TraceMode	RMS   MAXH
Sweep: Time [ms]   Count   Points per Section   Type	107000   1   320   SWE

#### RESULT

Test Description	Lower Limit	Upper Limit	Measured	Unit	Verdict
Max Output Power	---	---	13.93	dBm	INFO
Duty Cycle Correction	---	---	1.38	dB	INFO
Limit absolute					
Max Output Power DC corrected	---	24	15.31	dBm	PASS
Limit by: 11 dBm + 10 log Bandwidth					
Max Output Power DC corrected	---	30.12	15.31	dBm	PASS



FCC 15.247 # Max output power and psd ~ WLAN5Gx ac-VHT80 mode U-NII-2C Max OP and PSD

## Power Spectral Density

RESULT					
Test Description	Lower Limit	Upper Limit	Measured	Unit	Verdict
Power Spectral Density	---	---	-3.68	dBm/1MHz	INFO
Duty Cycle Correction	---	---	1.38	dB	INFO
Power Spectral Density DC corrected	---	11	-2.3	dBm/1MHz	PASS
General verdict			PASS		

## FCC 15.247 # Max output power and psd ~ WLAN5Gx ac-VHT80 mode U-NII-3

Test References	
TC Start	19.07.2022 10:17:41
Ambit Temp [°C]   Humidity [rel%]	26.7   38
System Version	3.2.0.2
Test Specification	FCC 15.247 -
Test Method	KDB789033 D02, F., E.2.e.
TC Version	0.0.1
My Description	FCC 15.407 Max Output Power & PSD - WLAN5Gx ac-VHT80 mode U-NII-3
Add. Information	

EUT Common Settings WLAN5Gx	
Number of Antenna Ports	2
User Interaction	No
Device Class UNII_1	Client

Test Parameter	
Technology to test	WLAN5Gx ac-VHT80 mode
Antenna Port used	1
Temperature	nom
Voltage	nom
Frequency low to test	False   Freq [MHz] 0
Frequency mid to test	True   Freq [MHz] 5775
Frequency high to test	False   Freq [MHz] 0
Auto Control enabled Power Supply   Climatic Box	No   No
Additional Path Loss [dB]	1.4
Switched Path	EUT - SignalingUnit - SpectrumAnalyzer

Test Equipment	
Signal analyzer,Rohde&Schwarz,FSV-40,1307.9002K40/101042,3.70	
Switch matrix,CTCadvanced,SPM-4 NI DAQ,28016133,NI	



## Test at TX 5775 MHz

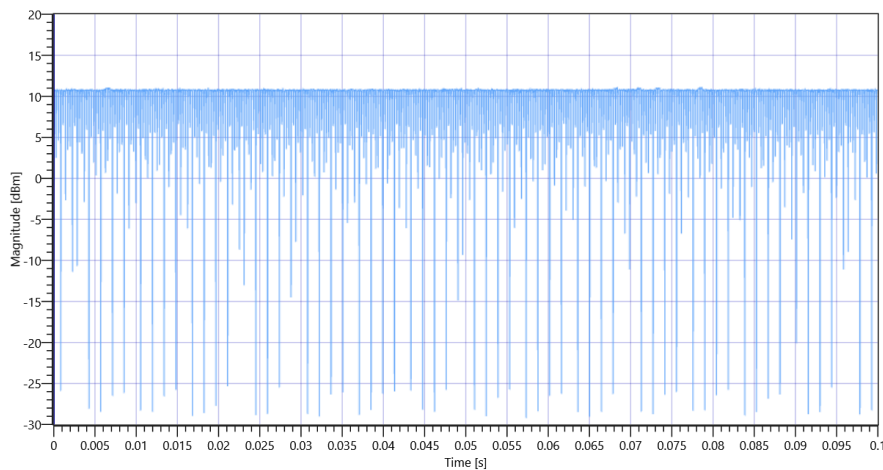
RESULT: Reference Power cond.

Test Description	Lower Limit	Upper Limit	Measured	Unit	Verdict
Ref. Power 1MHz/1MHz cond.	---	---	9.94	dBm	INFO
Ref. Frequency	---	---	5787.390	MHz	INFO

## Evaluation max. Duty Cycle

Duty Cycle evaluation

Test Description	Lower Limit	Upper Limit	Measured	Unit	Verdict
Result Summary					
Number of detected Bursts:137					
Duty Cycle (Burst Ratio) max	---	---	0.947	---	INFO
Duty Cycle max	---	---	0.237	dB	INFO
Duty Cycle (Burst Ratio) min	---	---	0.87	---	INFO
Duty Cycle min	---	---	0.605	dB	INFO
Max TX Burst Length	---	---	1.35	ms	INFO
Min Gap Length	---	---	0.075	ms	INFO
Max Gap Length	---	---	0.075	ms	INFO

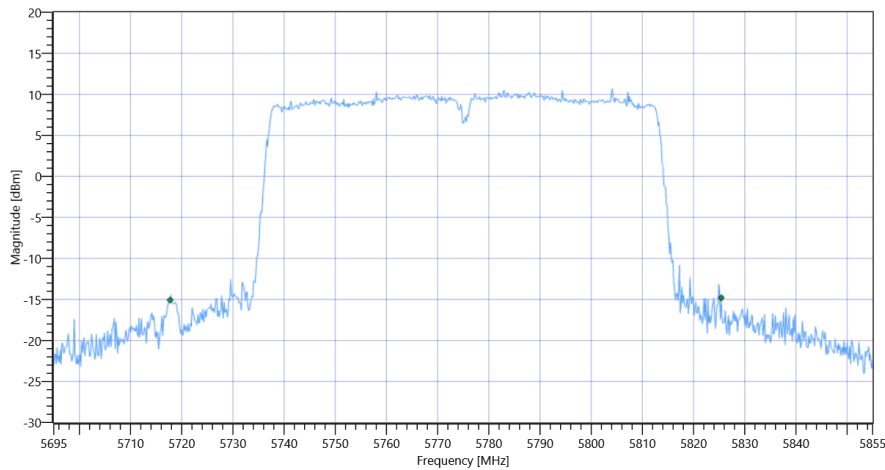


FCC 15.247 # Max output power and psd ~ WLAN5Gx ac-VHT80 mode U-NII-3 5775 MHz - DutyCycle

## Evaluation Bandwidth

RESULT

Test Description	Lower Limit	Upper Limit	Measured	Unit	Verdict
Bandwidth 26dB	---	---	107.68	MHz	INFO
T1 26dB	---	---	5717.7200	MHz	INFO
T2 26dB	---	---	5825.4000	MHz	INFO



FCC 15.247 # Max output power and psd ~ WLAN5Gx ac-VHT80 mode U-NII-3\_BW

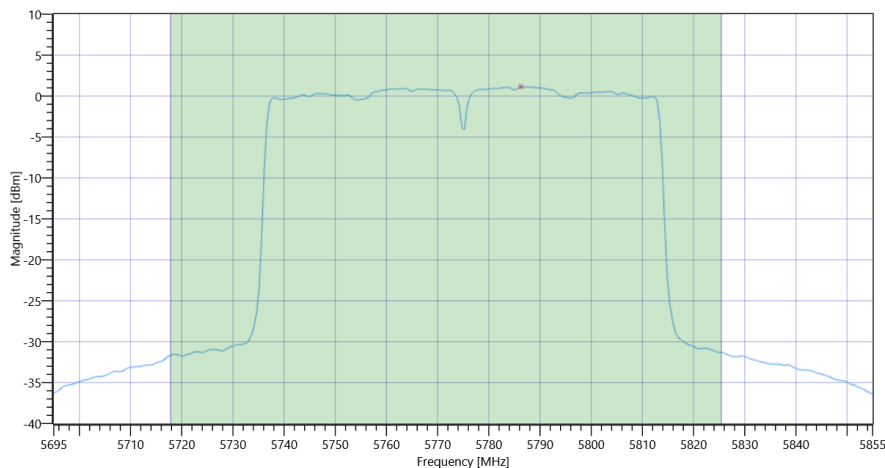
### Maximum Output Power

#### READ SA SETTINGS:

RefLevel [dBm]   RefLevelOffset [dB]   InpAtt [dB]	21.94   18.76   20
Start [MHz]   Stop [MHz]	5695.000   5855.000
RBW [MHz]   VBW [MHz]	1.000000   3.000000
Detector   TraceMode	RMS   MAXH
Sweep: Time [ms]   Count   Points per Section   Type	107000   1   320   SWE

#### RESULT

Test Description	Lower Limit	Upper Limit	Measured	Unit	Verdict
Max Output Power	---	---	18.92	dBm	INFO
Duty Cycle Correction	---	---	0.6	dB	INFO
Limit absolute					
Max Output Power DC corrected	---	30	19.52	dBm	PASS
Limit by: 11 dBm + 10 log Bandwidth					
Max Output Power DC corrected	---	31.32	19.52	dBm	not applicable



FCC 15.247 # Max output power and psd ~ WLAN5Gx ac-VHT80 mode U-NII-3 Max OP and PSD

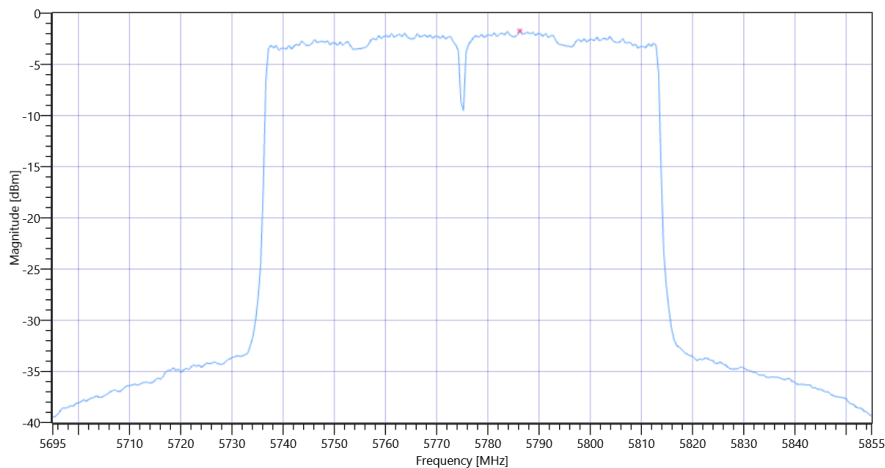
### Power Spectral Density U-NII-3

**READ SA SETTINGS:**

RefLevel [dBm]   RefLevelOffset [dB]   InpAtt [dB]	21.94   18.76   20
Start [MHz]   Stop [MHz]	5695.000   5855.000
RBW [MHz]   VBW [MHz]	0.500000   3.000000
Detector   TraceMode	RMS   MAXH
Sweep: Time [ms]   Count   Points per Section   Type	107000   1   320   SWE

**RESULT**

Test Description	Lower Limit	Upper Limit	Measured	Unit	Verdict
Power Spectral Density	---	---	-1.73	dBm/0.5MHz	INFO
Duty Cycle Correction	---	---	0.6	dB	INFO
Power Spectral Density DC corrected	---	30	-1.13	dBm/0.5MHz	PASS



FCC 15.247 # Max output power and psd ~ WLAN5Gx ac-VHT80 mode U-NII-3 PSD UNII-3

General verdict

**PASS**

## FCC 15.247 # Max output power and psd ~ WLAN5Gx ac-VHT80 mode U-NII-3

Test References	
TC Start	19.07.2022 10:40:44
Ambit Temp [°C]   Humidity [rel%]	26.4   38
System Version	3.2.0.2
Test Specification	FCC 15.247 -
Test Method	KDB789033 D02, F., E.2.e.
TC Version	0.0.1
My Description	FCC 15.407 Max Output Power & PSD - WLAN5Gx ac-VHT80 mode U-NII-3
Add. Information	

EUT Common Settings WLAN5Gx	
Number of Antenna Ports	2
User Interaction	No
Device Class UNII_1	Client

Test Parameter	
Technology to test	WLAN5Gx ac-VHT80 mode
Antenna Port used	2
Temperature	nom
Voltage	nom
Frequency low to test	False   Freq [MHz] 0
Frequency mid to test	True   Freq [MHz] 5775
Frequency high to test	False   Freq [MHz] 0
Auto Control enabled Power Supply   Climatic Box	No   No
Additional Path Loss [dB]	1.4
Switched Path	EUT - SignalingUnit - SpectrumAnalyzer

Test Equipment	
Signal analyzer,Rohde&Schwarz,FSV-40,1307.9002K40/101042,3.70	
Switch matrix,CTCadvanced,SPM-4 NI DAQ,28016133,NI	

## Test at TX 5775 MHz

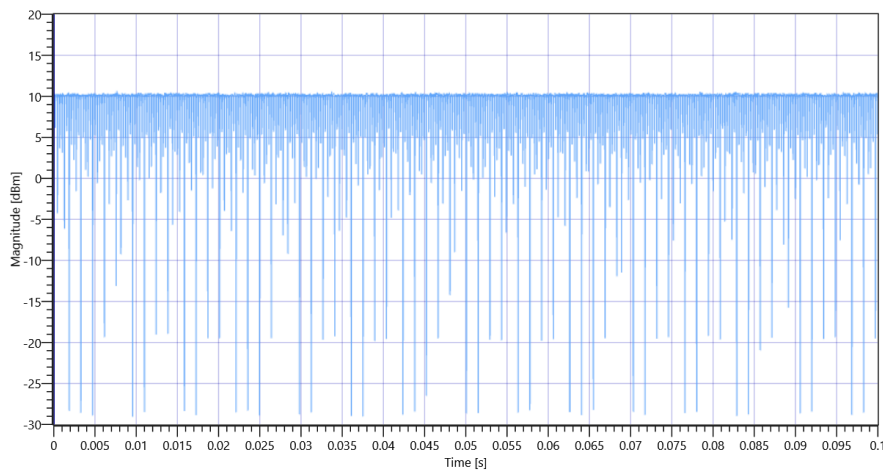
RESULT: Reference Power cond.

Test Description	Lower Limit	Upper Limit	Measured	Unit	Verdict
Ref. Power 1MHz/1MHz cond.	---	---	10.36	dBm	INFO
Ref. Frequency	---	---	5791.780	MHz	INFO

## Evaluation max. Duty Cycle

Duty Cycle evaluation

Test Description	Lower Limit	Upper Limit	Measured	Unit	Verdict
Result Summary					
Number of detected Bursts:141					
Duty Cycle (Burst Ratio) max	---	---	0.947	---	INFO
Duty Cycle max	---	---	0.237	dB	INFO
Duty Cycle (Burst Ratio) min	---	---	0.87	---	INFO
Duty Cycle min	---	---	0.605	dB	INFO
Max TX Burst Length	---	---	1.35	ms	INFO
Min Gap Length	---	---	0.075	ms	INFO
Max Gap Length	---	---	0.075	ms	INFO

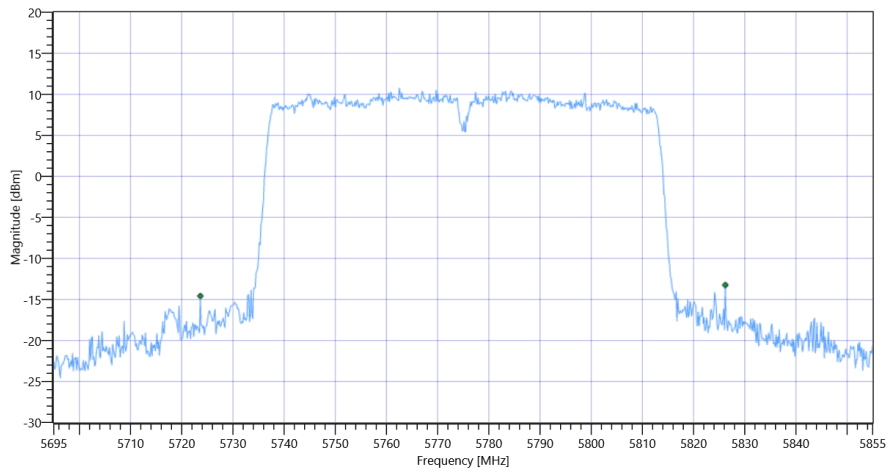


FCC 15.247 # Max output power and psd ~ WLAN5Gx ac-VHT80 mode U-NII-3 5775 MHz - DutyCycle

## Evaluation Bandwidth

RESULT

Test Description	Lower Limit	Upper Limit	Measured	Unit	Verdict
Bandwidth 26dB	---	---	102.56	MHz	INFO
T1 26dB	---	---	5723.6400	MHz	INFO
T2 26dB	---	---	5826.2000	MHz	INFO



FCC 15.247 # Max output power and psd ~ WLAN5Gx ac-VHT80 mode U-NII-3\_BW

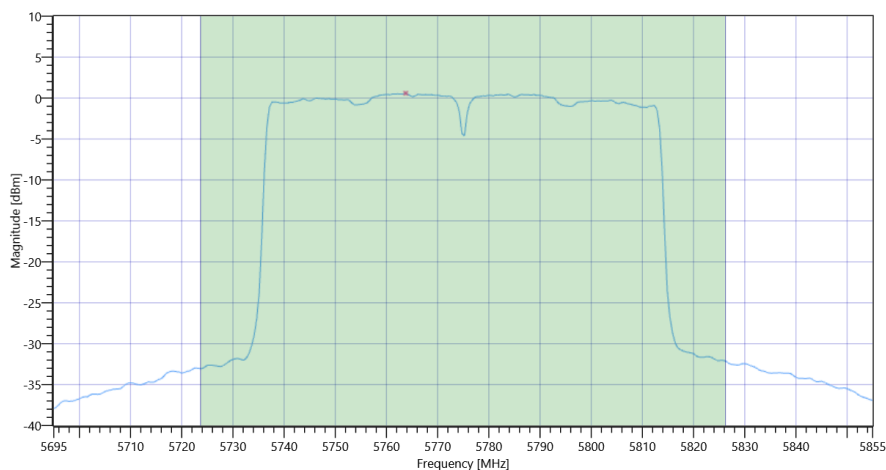
### Maximum Output Power

#### READ SA SETTINGS:

RefLevel [dBm]   RefLevelOffset [dB]   InpAtt [dB]	22.36   18.76   20
Start [MHz]   Stop [MHz]	5695.000   5855.000
RBW [MHz]   VBW [MHz]	1.000000   3.000000
Detector   TraceMode	RMS   MAXH
Sweep: Time [ms]   Count   Points per Section   Type	107000   1   320   SWE

#### RESULT

Test Description	Lower Limit	Upper Limit	Measured	Unit	Verdict
Max Output Power	---	---	18.38	dBm	INFO
Duty Cycle Correction	---	---	0.6	dB	INFO
Limit absolute					
Max Output Power DC corrected	---	30	18.98	dBm	PASS
Limit by: 11 dBm + 10 log Bandwidth					
Max Output Power DC corrected	---	31.11	18.98	dBm	not applicable



FCC 15.247 # Max output power and psd ~ WLAN5Gx ac-VHT80 mode U-NII-3 Max OP and PSD

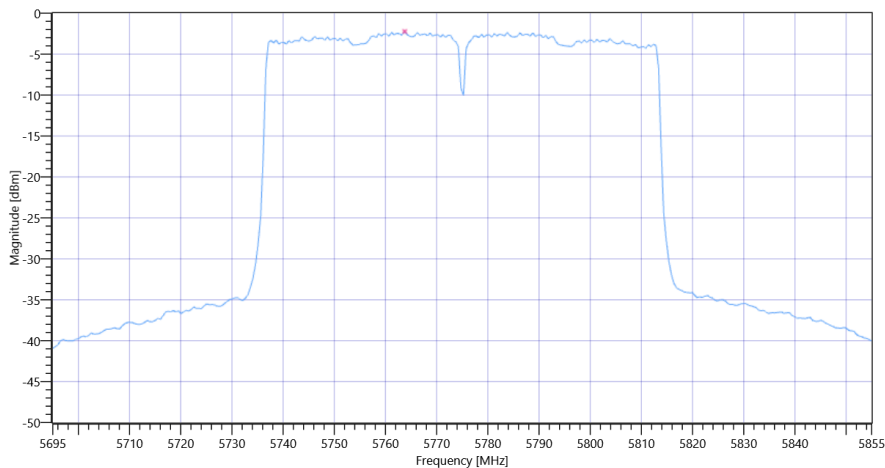
### Power Spectral Density U-NII-3

**READ SA SETTINGS:**

RefLevel [dBm]   RefLevelOffset [dB]   InpAtt [dB]	22.36   18.76   20
Start [MHz]   Stop [MHz]	5695.000   5855.000
RBW [MHz]   VBW [MHz]	0.500000   3.000000
Detector   TraceMode	RMS   MAXH
Sweep: Time [ms]   Count   Points per Section   Type	107000   1   320   SWE

**RESULT**

Test Description	Lower Limit	Upper Limit	Measured	Unit	Verdict
Power Spectral Density	---	---	-2.23	dBm/0.5MHz	INFO
Duty Cycle Correction	---	---	0.6	dB	INFO
Power Spectral Density DC corrected	---	30	-1.63	dBm/0.5MHz	PASS



FCC 15.247 # Max output power and psd ~ WLAN5Gx ac-VHT80 mode U-NII-3 PSD UNII-3

General verdict

PASS

## FCC 15.407, ISED RSS247 # Minimum emission bandwidth ~ WLAN5Gx ac-VHT80 mode U-NII-3

Test References	
TC Start	19.07.2022 10:39:13
Ambit Temp [°C]   Humidity [rel%]	26.5   38
System Version	3.2.0.2
Test Specification	FCC 15.407, ISED RSS247 -
Test Method	KDB789033 D02, C.2.
TC Version	0.0.1
My Description	FCC 15.407 Min Emission Bandwidth - WLAN5Gx ac-VHT80 mode U-NII-3
Add. Information	

EUT Common Settings WLAN5Gx	
Number of Antenna Ports	2
User Interaction	No
Device Class UNII_1	Client

Test Parameter	
Technology to test	WLAN5Gx ac-VHT80 mode
Antenna Port used	1
Temperature	nom
Voltage	nom
Frequency low to test	False   Freq [MHz] 0
Frequency mid to test	True   Freq [MHz] 5775
Frequency high to test	False   Freq [MHz] 0
Auto Control enabled Power Supply   Climatic Box	No   No
Additional Path Loss [dB]	1.4
Switched Path	EUT - SignalingUnit - SpectrumAnalyzer

Test Equipment	
Signal analyzer,Rohde&Schwarz,FSV-40,1307.9002K40/101042,3.70	
Switch matrix,CTCadvanced,SPM-4 NI DAQ,28016133,NI	



## Test at TX 5775 MHz

### RESULT: Reference Power cond.

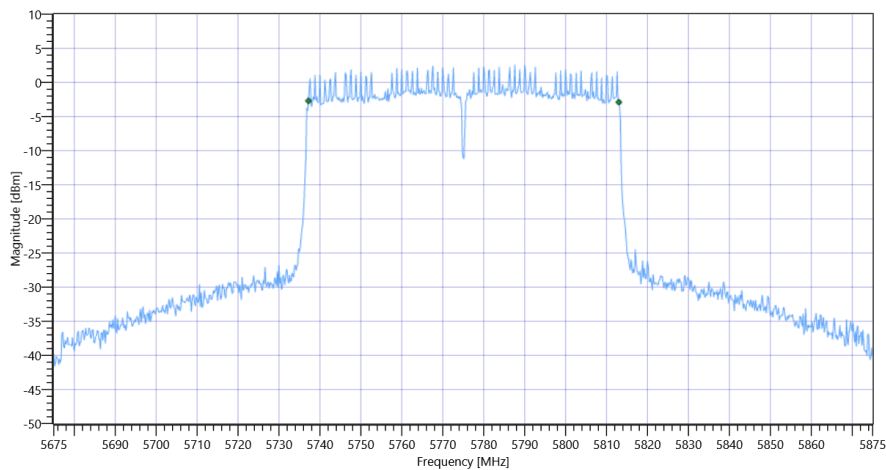
Test Description	Lower Limit	Upper Limit	Measured	Unit	Verdict
Ref. Power 1MHz/1MHz cond.	---	---	10.07	dBm	INFO
Ref. Frequency	---	---	5789.590	MHz	INFO

### READ SA SETTINGS:

RefLevel [dBm]   RefLevelOffset [dB]   InpAtt [dB]	22.07   18.76   20
Start [MHz]   Stop [MHz]	5675.000   5875.000
RBW [MHz]   VBW [MHz]	0.100000   0.300000
Detector   TraceMode	POS   MAXH
Sweep: Time [ms]   Count   Points per Section   Type	2   1500   1001   SWE

### RESULT

Test Description	Lower Limit	Upper Limit	Measured	Unit	Verdict
Bandwidth (6dB)	0.500	---	75.8	MHz	PASS



FCC 15.407, ISSED RSS247 # Minimum emission bandwidth ~ WLAN5Gx ac-VHT80 mode U-NII-3

General verdict

PASS

## FCC 15.407, ISED RSS247 # Minimum emission bandwidth ~ WLAN5Gx ac-VHT80 mode U-NII-3

Test References	
TC Start	19.07.2022 10:51:11
Ambit Temp [°C]   Humidity [rel%]	26.4   38
System Version	3.2.0.2
Test Specification	FCC 15.407, ISED RSS247 -
Test Method	KDB789033 D02, C.2.
TC Version	0.0.1
My Description	FCC 15.407 Min Emission Bandwidth - WLAN5Gx ac-VHT80 mode U-NII-3
Add. Information	

EUT Common Settings WLAN5Gx	
Number of Antenna Ports	2
User Interaction	No
Device Class UNII_1	Client

Test Parameter	
Technology to test	WLAN5Gx ac-VHT80 mode
Antenna Port used	2
Temperature	nom
Voltage	nom
Frequency low to test	False   Freq [MHz] 0
Frequency mid to test	True   Freq [MHz] 5775
Frequency high to test	False   Freq [MHz] 0
Auto Control enabled Power Supply   Climatic Box	No   No
Additional Path Loss [dB]	1.4
Switched Path	EUT - SignalingUnit - SpectrumAnalyzer

Test Equipment	
Signal analyzer,Rohde&Schwarz,FSV-40,1307.9002K40/101042,3.70	
Switch matrix,CTCadvanced,SPM-4 NI DAQ,28016133,NI	

## Test at TX 5775 MHz

### RESULT: Reference Power cond.

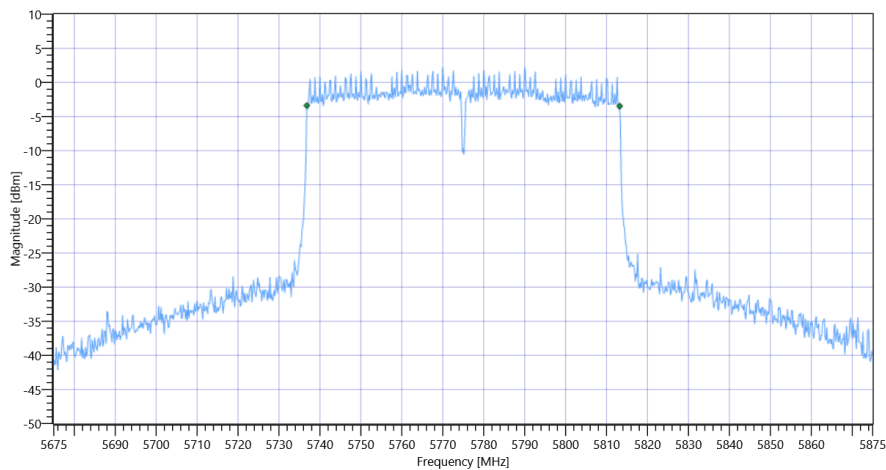
Test Description	Lower Limit	Upper Limit	Measured	Unit	Verdict
Ref. Power 1MHz/1MHz cond.	---	---	9.89	dBm	INFO
Ref. Frequency	---	---	5780.000	MHz	INFO

### READ SA SETTINGS:

RefLevel [dBm]   RefLevelOffset [dB]   InpAtt [dB]	21.89   18.76   20
Start [MHz]   Stop [MHz]	5675.000   5875.000
RBW [MHz]   VBW [MHz]	0.100000   0.300000
Detector   TraceMode	POS   MAXH
Sweep: Time [ms]   Count   Points per Section   Type	2   1500   1001   SWE

### RESULT

Test Description	Lower Limit	Upper Limit	Measured	Unit	Verdict
Bandwidth (6dB)	0.500	---	76.4	MHz	PASS



FCC 15.407, ISED RSS247 # Minimum emission bandwidth ~ WLAN5Gx ac-VHT80 mode U-NII-3

General verdict

**PASS**

- END OF DOCUMENT -