

Measurement Results

No.1-4095/22-01-05_Annex_MR_A6

Test logging

This document is electronically signed and valid without handwritten signature.
For verification of the electronic signatures, the public keys can be requested at the testing laboratory.

Document authorized:

Test/s performed:

p.o.

Michael Dorongovski
Lab Manager
Radio Communications

Andreas Kurzkurt
Testing Manager
Radio Communications

Table of Content

EUT Information	3
FCC 15.407, ISED RSS247 # Bandwidths 99PCT and 26dB ~ WLAN5Gx ac-VHT40 mode U-NII-1	4
FCC 15.407, ISED RSS247 # Bandwidths 99PCT and 26dB ~ WLAN5Gx ac-VHT40 mode U-NII-1	8
FCC 15.407, ISED RSS247 # Bandwidths 99PCT and 26dB ~ WLAN5Gx ac-VHT40 mode U-NII-2A	12
FCC 15.407, ISED RSS247 # Bandwidths 99PCT and 26dB ~ WLAN5Gx ac-VHT40 mode U-NII-2A	16
FCC 15.407, ISED RSS247 # Bandwidths 99PCT and 26dB ~ WLAN5Gx ac-VHT40 mode U-NII-2C	20
FCC 15.407, ISED RSS247 # Bandwidths 99PCT and 26dB ~ WLAN5Gx ac-VHT40 mode U-NII-2C	24
FCC 15.407, ISED RSS247 # Bandwidths 99PCT and 26dB ~ WLAN5Gx ac-VHT40 mode U-NII-2C	28
FCC 15.407, ISED RSS247 # Bandwidths 99PCT and 26dB ~ WLAN5Gx ac-VHT40 mode U-NII-3	32
FCC 15.407, ISED RSS247 # Bandwidths 99PCT and 26dB ~ WLAN5Gx ac-VHT40 mode U-NII-3	36
FCC 15.407, ISED RSS247 # Bandwidths 99PCT and 26dB ~ WLAN5Gx ac-VHT40 mode U-NII-1	40
FCC 15.407, ISED RSS247 # Bandwidths 99PCT and 26dB ~ WLAN5Gx ac-VHT40 mode U-NII-1	44
FCC 15.407, ISED RSS247 # Bandwidths 99PCT and 26dB ~ WLAN5Gx ac-VHT40 mode U-NII-1	48
FCC 15.407, ISED RSS247 # Bandwidths 99PCT and 26dB ~ WLAN5Gx ac-VHT40 mode U-NII-2A	52
FCC 15.407, ISED RSS247 # Bandwidths 99PCT and 26dB ~ WLAN5Gx ac-VHT40 mode U-NII-2A	56
FCC 15.407, ISED RSS247 # Bandwidths 99PCT and 26dB ~ WLAN5Gx ac-VHT40 mode U-NII-2C	60
FCC 15.407, ISED RSS247 # Bandwidths 99PCT and 26dB ~ WLAN5Gx ac-VHT40 mode U-NII-2C	64
FCC 15.407, ISED RSS247 # Bandwidths 99PCT and 26dB ~ WLAN5Gx ac-VHT40 mode U-NII-2C	68
FCC 15.407, ISED RSS247 # Bandwidths 99PCT and 26dB ~ WLAN5Gx ac-VHT40 mode U-NII-3	72
FCC 15.407, ISED RSS247 # Bandwidths 99PCT and 26dB ~ WLAN5Gx ac-VHT40 mode U-NII-3	76
FCC 15.247 # Max output power and psd ~ WLAN5Gx ac-VHT40 mode U-NII-1	80
FCC 15.247 # Max output power and psd ~ WLAN5Gx ac-VHT40 mode U-NII-1	84
FCC 15.247 # Max output power and psd ~ WLAN5Gx ac-VHT40 mode U-NII-2A	88
FCC 15.247 # Max output power and psd ~ WLAN5Gx ac-VHT40 mode U-NII-2A	92
FCC 15.247 # Max output power and psd ~ WLAN5Gx ac-VHT40 mode U-NII-2C	96
FCC 15.247 # Max output power and psd ~ WLAN5Gx ac-VHT40 mode U-NII-2C	100
FCC 15.247 # Max output power and psd ~ WLAN5Gx ac-VHT40 mode U-NII-2C	104
FCC 15.247 # Max output power and psd ~ WLAN5Gx ac-VHT40 mode U-NII-3	108
FCC 15.247 # Max output power and psd ~ WLAN5Gx ac-VHT40 mode U-NII-3	112
FCC 15.247 # Max output power and psd ~ WLAN5Gx ac-VHT40 mode U-NII-1	116
FCC 15.247 # Max output power and psd ~ WLAN5Gx ac-VHT40 mode U-NII-1	120
FCC 15.247 # Max output power and psd ~ WLAN5Gx ac-VHT40 mode U-NII-2A	124
FCC 15.247 # Max output power and psd ~ WLAN5Gx ac-VHT40 mode U-NII-2A	128
FCC 15.247 # Max output power and psd ~ WLAN5Gx ac-VHT40 mode U-NII-2C	132
FCC 15.247 # Max output power and psd ~ WLAN5Gx ac-VHT40 mode U-NII-2C	136
FCC 15.247 # Max output power and psd ~ WLAN5Gx ac-VHT40 mode U-NII-2C	140
FCC 15.247 # Max output power and psd ~ WLAN5Gx ac-VHT40 mode U-NII-3	144
FCC 15.247 # Max output power and psd ~ WLAN5Gx ac-VHT40 mode U-NII-3	148
FCC 15.407, ISED RSS247 # Minimum emission bandwidth ~ WLAN5Gx ac-VHT40 mode U-NII-3	150
FCC 15.407, ISED RSS247 # Minimum emission bandwidth ~ WLAN5Gx ac-VHT40 mode U-NII-3	152
FCC 15.407, ISED RSS247 # Minimum emission bandwidth ~ WLAN5Gx ac-VHT40 mode U-NII-3	154

EUT Information

EUT DEFINITION	
Manufacturer	Sagemcom
Type	DIW377 ALT US
Serial Number	622172052818
Setup Number	1.0
Version SW	NI
Version FW	NI
Version HW	NI
Comment 1	
Comment 2	
Temperature [°C] Min	-5
Temperature [°C] Nom	20
Temperature [°C] Max	45
Voltage [V] Min	110
Voltage [V] Nom	115
Voltage [V] Max	127

FCC 15.407, ISED RSS247 # Bandwidths 99PCT and 26dB ~ WLAN5Gx ac-VHT40 mode U-NII-1

Test References	
TC Start	18.07.2022 11:34:58
Ambit Temp [°C] Humidity [rel%]	26.9 32
System Version	3.2.0.2
Test Specification	FCC 15.407, ISED RSS247 -
Test Method	26dB Bandwidth KDB789033 D02, C.1 / ISED RSS-GEN
TC Version	0.0.1
My Description	FCC 15.407 Bandwidths - WLAN5Gx ac-VHT40 mode U-NII-1
Add. Information	

EUT Common Settings WLAN5Gx	
Number of Antenna Ports	2
User Interaction	No
Device Class UNII_1	Client

Test Parameter	
Technology to test	WLAN5Gx ac-VHT40 mode
Antenna Port used	1
Temperature	nom
Voltage	nom
Frequency low to test	True Freq [MHz] 5190
Frequency mid to test	False Freq [MHz] 0
Frequency high to test	False Freq [MHz] 5230
Auto Control enabled Power Supply Climatic Box	No No
Additional Path Loss [dB]	1.4
Switched Path	EUT - SignalingUnit - SpectrumAnalyzer

Test Equipment	
Signal analyzer,Rohde&Schwarz,FSV-40,1307.9002K40/101042,3.70	
Switch matrix,CTCadvanced,SPM-4 NI DAQ,28016133,NI	

Test at TX 5190 MHz

RESULT: Reference Power cond.

Test Description	Lower Limit	Upper Limit	Measured	Unit	Verdict
Ref. Power 1MHz/1MHz cond.	---	---	6.75	dBm	INFO
Ref. Frequency	---	---	5192.000	MHz	INFO

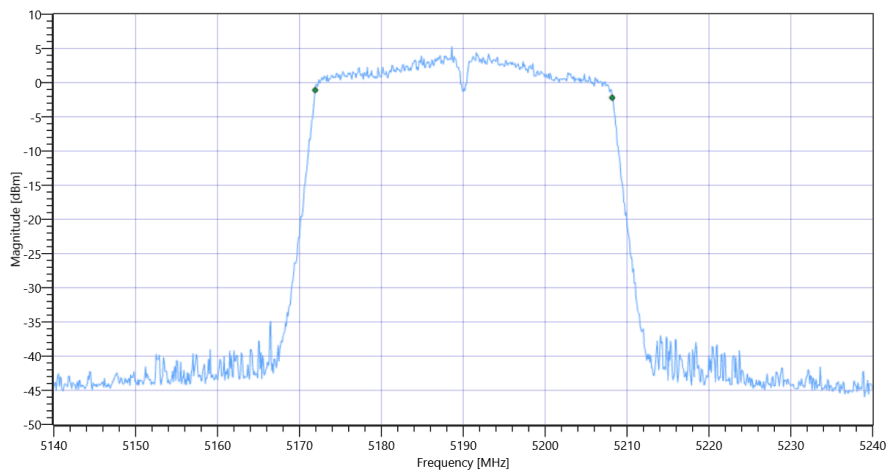
READ SA SETTINGS:

RefLevel [dBm] RefLevelOffset [dB] InpAtt [dB]	14.75 17.95 15
Start [MHz] Stop [MHz]	5140.000 5240.000
RBW [MHz] VBW [MHz]	0.500000 3.000000
Detector TraceMode	POS MAXH
Sweep: Time [ms] Count Points per Section Type	1 2500 1001 SWE

RESULT

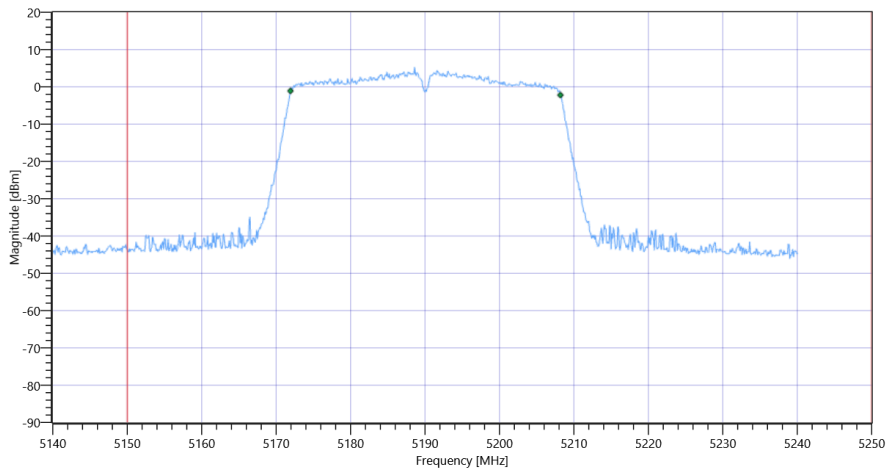
Test Description	Lower Limit	Upper Limit	Measured	Unit	Verdict
Bandwidth 99%	---	---	36.264	MHz	INFO
T1 99%	5150.000000	---	5171.9181	MHz	PASS
T2 99%	---	5250.000000	5208.1818	MHz	PASS

Plot: Bandwidth only



FCC 15.407, ISED RSS247 # Bandwidths 99PCT and 26dB ~ WLAN5Gx ac-VHT40 mode U-NII-1 99PCT

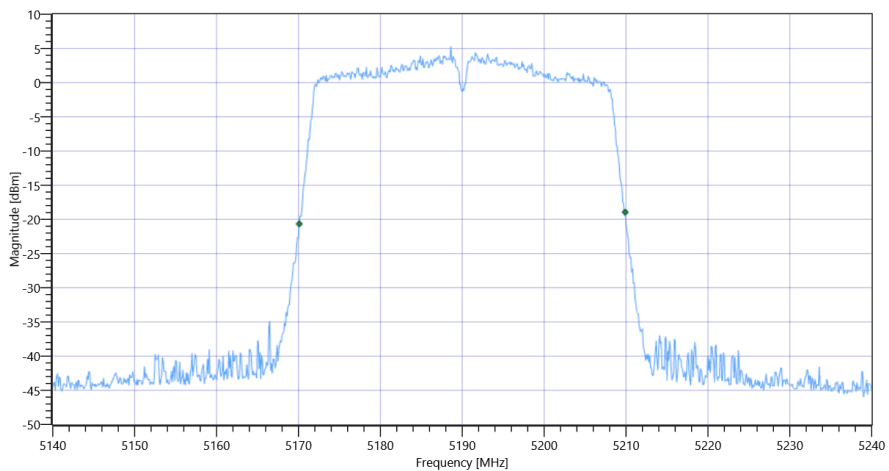
Plot: Bandwidth within Band



FCC 15.407, ISED RSS247 # Bandwidths 99PCT and 26dB ~ WLAN5Gx ac-VHT40 mode U-NII-1

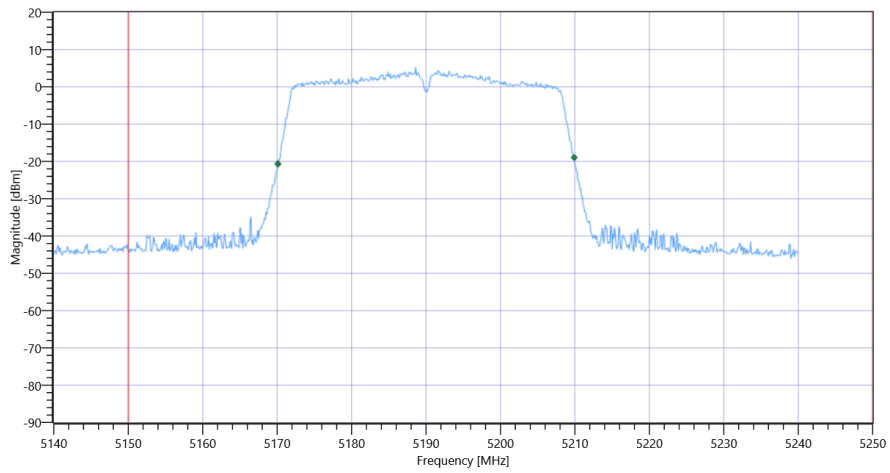
RESULT						
Test Description	Lower Limit	Upper Limit	Measured	Unit	Verdict	
Bandwidth 20dB	---	---	39.8	MHz	INFO	
T1 26dB	5150.000000	---	5170.1000	MHz	PASS	
T2 26dB	---	5250.000000	5209.9000	MHz	PASS	

Plot: Bandwidth only



FCC 15.407, ISED RSS247 # Bandwidths 99PCT and 26dB ~ WLAN5Gx ac-VHT40 mode U-NII-1 26dB

Plot: Bandwidth within Band



FCC 15.407, ISED RSS247 # Bandwidths 99PCT and 26dB ~ WLAN5Gx ac-VHT40 mode U-NII-1

General verdict

PASS

FCC 15.407, ISED RSS247 # Bandwidths 99PCT and 26dB ~ WLAN5Gx ac-VHT40 mode U-NII-1

Test References	
TC Start	18.07.2022 11:40:21
Ambit Temp [°C] Humidity [rel%]	26.9 32
System Version	3.2.0.2
Test Specification	FCC 15.407, ISED RSS247 -
Test Method	26dB Bandwidth KDB789033 D02, C.1 / ISED RSS-GEN
TC Version	0.0.1
My Description	FCC 15.407 Bandwidths - WLAN5Gx ac-VHT40 mode U-NII-1
Add. Information	

EUT Common Settings WLAN5Gx	
Number of Antenna Ports	2
User Interaction	No
Device Class UNII_1	Client

Test Parameter	
Technology to test	WLAN5Gx ac-VHT40 mode
Antenna Port used	1
Temperature	nom
Voltage	nom
Frequency low to test	False Freq [MHz] 5190
Frequency mid to test	False Freq [MHz] 0
Frequency high to test	True Freq [MHz] 5230
Auto Control enabled Power Supply Climatic Box	No No
Additional Path Loss [dB]	1.4
Switched Path	EUT - SignalingUnit - SpectrumAnalyzer

Test Equipment	
Signal analyzer,Rohde&Schwarz,FSV-40,1307.9002K40/101042,3.70	
Switch matrix,CTCadvanced,SPM-4 NI DAQ,28016133,NI	

Test at TX 5230 MHz

RESULT: Reference Power cond.

Test Description	Lower Limit	Upper Limit	Measured	Unit	Verdict
Ref. Power 1MHz/1MHz cond.	---	---	5.78	dBm	INFO
Ref. Frequency	---	---	5219.810	MHz	INFO

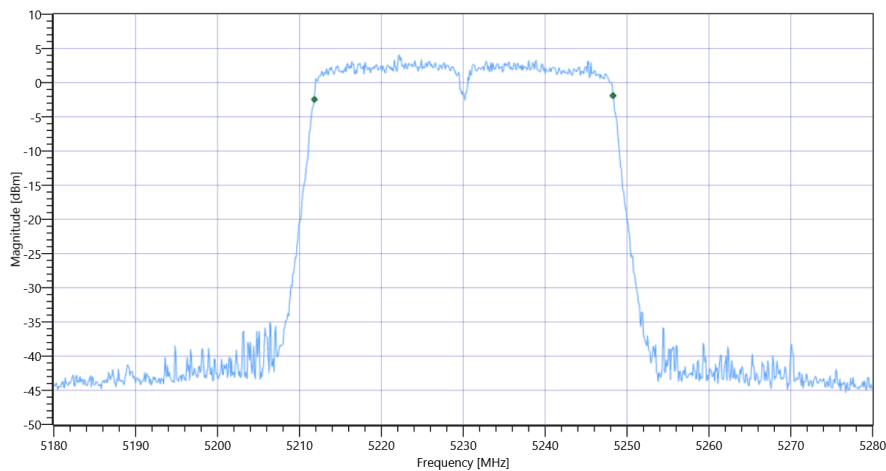
READ SA SETTINGS:

RefLevel [dBm] RefLevelOffset [dB] InpAtt [dB]	13.78 18.37 15
Start [MHz] Stop [MHz]	5180.000 5280.000
RBW [MHz] VBW [MHz]	0.500000 3.000000
Detector TraceMode	POS MAXH
Sweep: Time [ms] Count Points per Section Type	1 2500 1001 SWE

RESULT

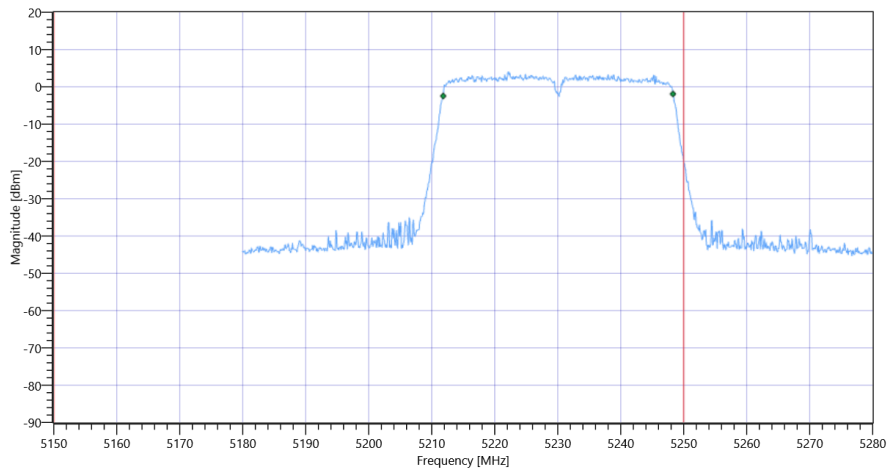
Test Description	Lower Limit	Upper Limit	Measured	Unit	Verdict
Bandwidth 99%	---	---	36.464	MHz	INFO
T1 99%	5150.000000	---	5211.8182	MHz	PASS
T2 99%	---	5250.000000	5248.2817	MHz	PASS

Plot: Bandwidth only



FCC 15.407, ISED RSS247 # Bandwidths 99PCT and 26dB ~ WLAN5Gx ac-VHT40 mode U-NII-1 99PCT

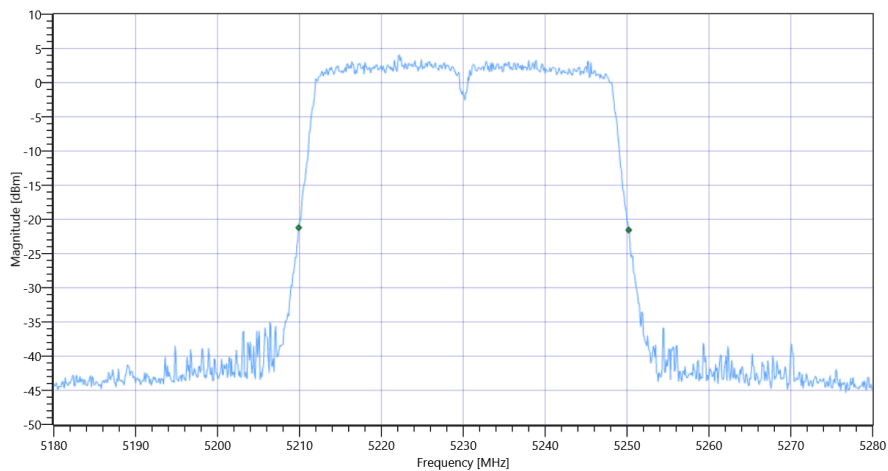
Plot: Bandwidth within Band



FCC 15.407, ISED RSS247 # Bandwidths 99PCT and 26dB ~ WLAN5Gx ac-VHT40 mode U-NII-1

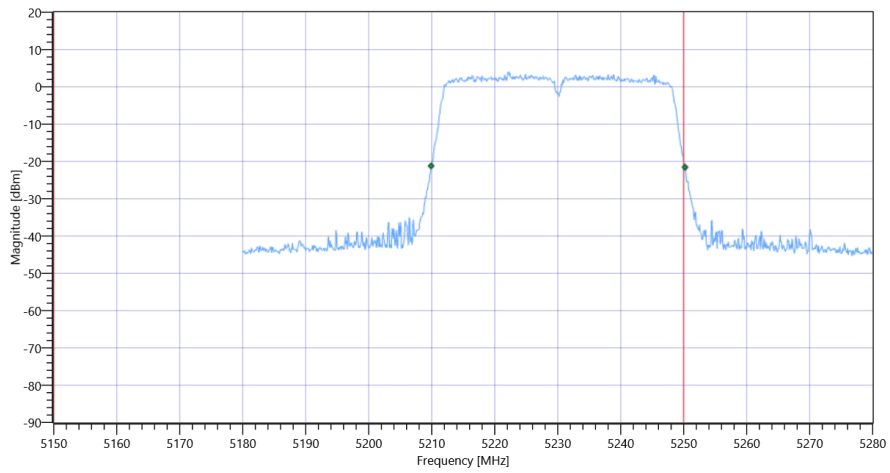
RESULT					
Test Description	Lower Limit	Upper Limit	Measured	Unit	Verdict
Bandwidth 20dB	---	---	40.3	MHz	INFO
T1 26dB	5150.000000	---	5209.9000	MHz	PASS
T2 26dB	---	5250.000000	5250.2000	MHz	DFS required

Plot: Bandwidth only



FCC 15.407, ISED RSS247 # Bandwidths 99PCT and 26dB ~ WLAN5Gx ac-VHT40 mode U-NII-1 26dB

Plot: Bandwidth within Band



FCC 15.407, ISED RSS247 # Bandwidths 99PCT and 26dB ~ WLAN5Gx ac-VHT40 mode U-NII-1

General verdict

PASS

FCC 15.407, ISED RSS247 # Bandwidths 99PCT and 26dB ~ WLAN5Gx ac-VHT40 mode U-NII-2A

Test References	
TC Start	18.07.2022 11:47:52
Ambit Temp [°C] Humidity [rel%]	27.0 31
System Version	3.2.0.2
Test Specification	FCC 15.407, ISED RSS247 -
Test Method	26dB Bandwidth KDB789033 D02, C.1 / ISED RSS-GEN
TC Version	0.0.1
My Description	FCC 15.407 Bandwidths - WLAN5Gx ac-VHT40 mode U-NII-2A
Add. Information	

EUT Common Settings WLAN5Gx	
Number of Antenna Ports	2
User Interaction	No
Device Class UNII_1	Client

Test Parameter	
Technology to test	WLAN5Gx ac-VHT40 mode
Antenna Port used	1
Temperature	nom
Voltage	nom
Frequency low to test	True Freq [MHz] 5270
Frequency mid to test	False Freq [MHz] 0
Frequency high to test	False Freq [MHz] 5310
Auto Control enabled Power Supply Climatic Box	No No
Additional Path Loss [dB]	1.4
Switched Path	EUT - SignalingUnit - SpectrumAnalyzer

Test Equipment	
Signal analyzer,Rohde&Schwarz,FSV-40,1307.9002K40/101042,3.70	
Switch matrix,CTCadvanced,SPM-4 NI DAQ,28016133,NI	

Test at TX 5270 MHz

RESULT: Reference Power cond.

Test Description	Lower Limit	Upper Limit	Measured	Unit	Verdict
Ref. Power 1MHz/1MHz cond.	---	---	6.92	dBm	INFO
Ref. Frequency	---	---	5273.600	MHz	INFO

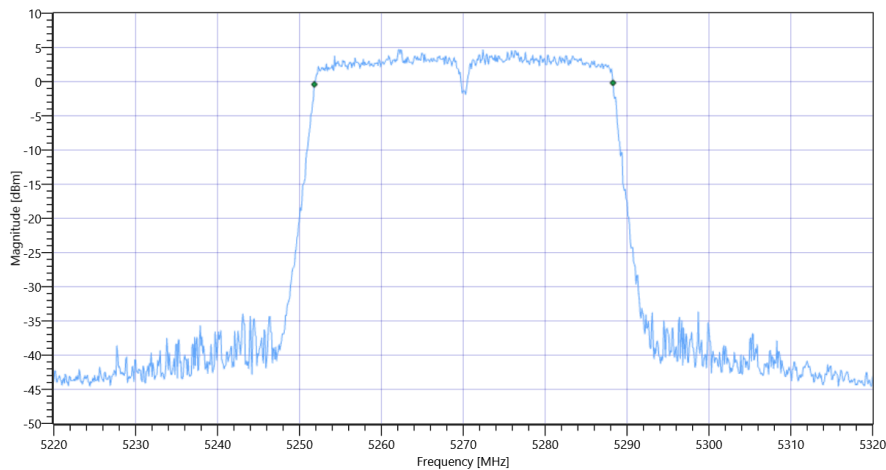
READ SA SETTINGS:

RefLevel [dBm] RefLevelOffset [dB] InpAtt [dB]	14.92 18.75 15
Start [MHz] Stop [MHz]	5220.000 5320.000
RBW [MHz] VBW [MHz]	0.500000 3.000000
Detector TraceMode	POS MAXH
Sweep: Time [ms] Count Points per Section Type	1 2500 1001 SWE

RESULT

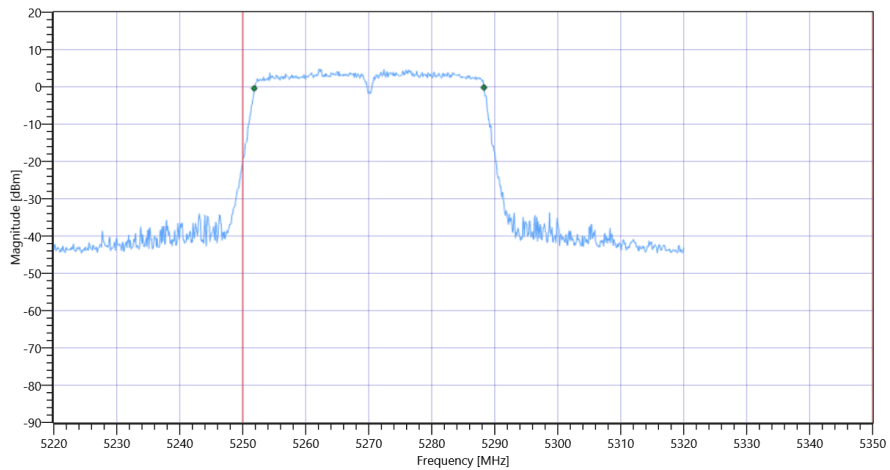
Test Description	Lower Limit	Upper Limit	Measured	Unit	Verdict
Bandwidth 99%	---	---	36.464	MHz	INFO
T1 99%	5250.000000	---	5251.8182	MHz	PASS since U-NII-1 is supported
T2 99%	---	5350.000000	5288.2817	MHz	PASS

Plot: Bandwidth only



FCC 15.407, ISED RSS247 # Bandwidths 99PCT and 26dB ~ WLAN5Gx ac-VHT40 mode U-NII-2A 99PCT

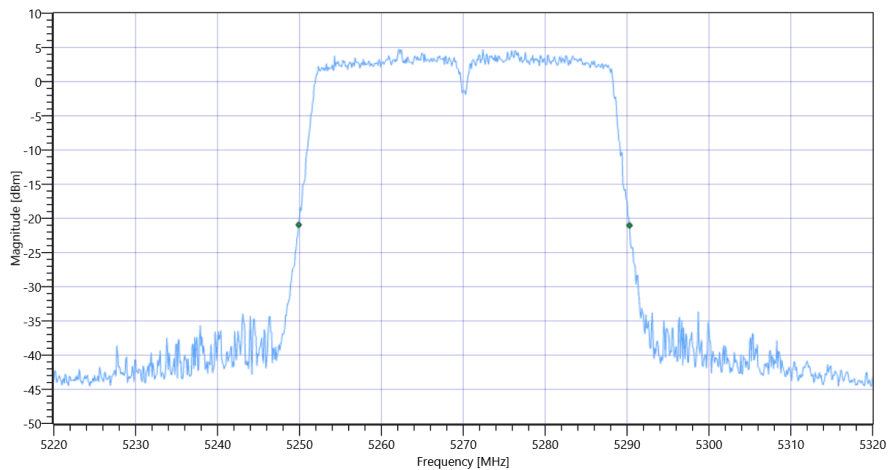
Plot: Bandwidth within Band



FCC 15.407, ISED RSS247 # Bandwidths 99PCT and 26dB ~ WLAN5Gx ac-VHT40 mode U-NII-2A

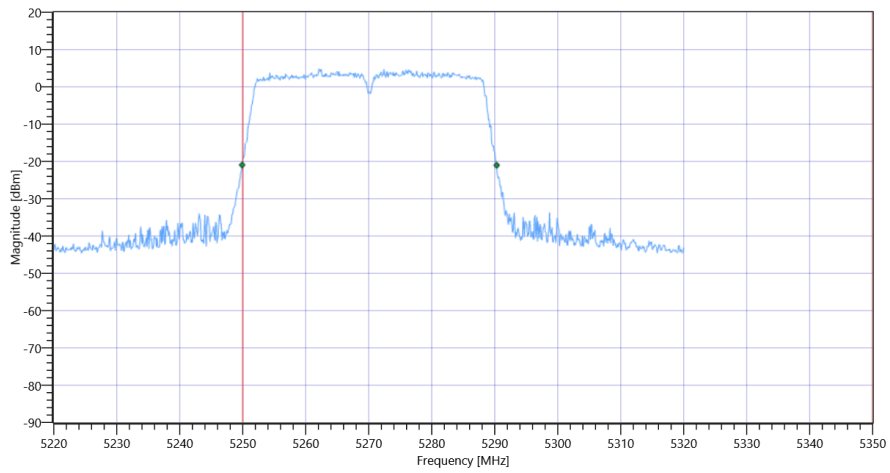
RESULT					
Test Description	Lower Limit	Upper Limit	Measured	Unit	Verdict
Bandwidth 20dB	---	---	40.4	MHz	INFO
T1 26dB	5250.000000	---	5249.9000	MHz	PASS since U-NII-1 is supported
T2 26dB	---	5350.000000	5290.3000	MHz	PASS

Plot: Bandwidth only



FCC 15.407, ISED RSS247 # Bandwidths 99PCT and 26dB ~ WLAN5Gx ac-VHT40 mode U-NII-2A 26dB

Plot: Bandwidth within Band



FCC 15.407, ISED RSS247 # Bandwidths 99PCT and 26dB ~ WLAN5Gx ac-VHT40 mode U-NII-2A

General verdict

PASS

FCC 15.407, ISED RSS247 # Bandwidths 99PCT and 26dB ~ WLAN5Gx ac-VHT40 mode U-NII-2A

Test References	
TC Start	18.07.2022 11:55:46
Ambit Temp [°C] Humidity [rel%]	27.0 31
System Version	3.2.0.2
Test Specification	FCC 15.407, ISED RSS247 -
Test Method	26dB Bandwidth KDB789033 D02, C.1 / ISED RSS-GEN
TC Version	0.0.1
My Description	FCC 15.407 Bandwidths - WLAN5Gx ac-VHT40 mode U-NII-2A
Add. Information	

EUT Common Settings WLAN5Gx	
Number of Antenna Ports	2
User Interaction	No
Device Class UNII_1	Client

Test Parameter	
Technology to test	WLAN5Gx ac-VHT40 mode
Antenna Port used	1
Temperature	nom
Voltage	nom
Frequency low to test	False Freq [MHz] 5270
Frequency mid to test	False Freq [MHz] 0
Frequency high to test	True Freq [MHz] 5310
Auto Control enabled Power Supply Climatic Box	No No
Additional Path Loss [dB]	1.4
Switched Path	EUT - SignalingUnit - SpectrumAnalyzer

Test Equipment	
Signal analyzer,Rohde&Schwarz,FSV-40,1307.9002K40/101042,3.70	
Switch matrix,CTCadvanced,SPM-4 NI DAQ,28016133,NI	

Test at TX 5310 MHz

RESULT: Reference Power cond.

Test Description	Lower Limit	Upper Limit	Measured	Unit	Verdict
Ref. Power 1MHz/1MHz cond.	---	---	7.43	dBm	INFO
Ref. Frequency	---	---	5309.400	MHz	INFO

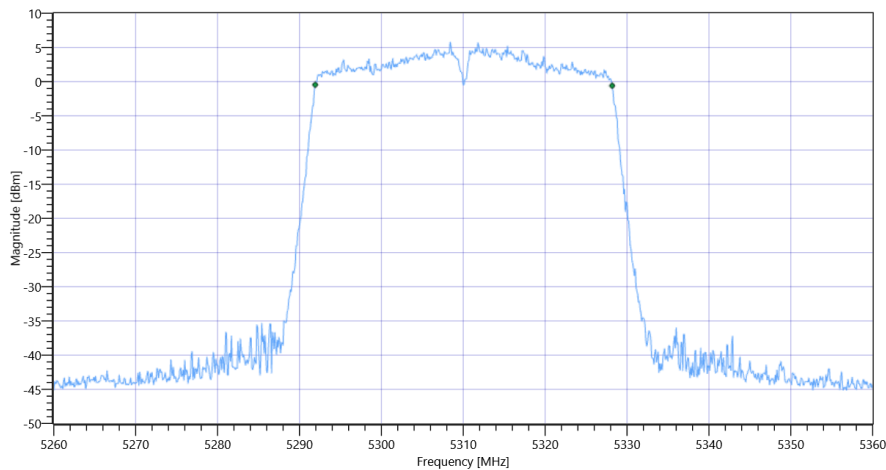
READ SA SETTINGS:

RefLevel [dBm] RefLevelOffset [dB] InpAtt [dB]	15.43 18.4 15
Start [MHz] Stop [MHz]	5260.000 5360.000
RBW [MHz] VBW [MHz]	0.500000 3.000000
Detector TraceMode	POS MAXH
Sweep: Time [ms] Count Points per Section Type	1 2500 1001 SWE

RESULT

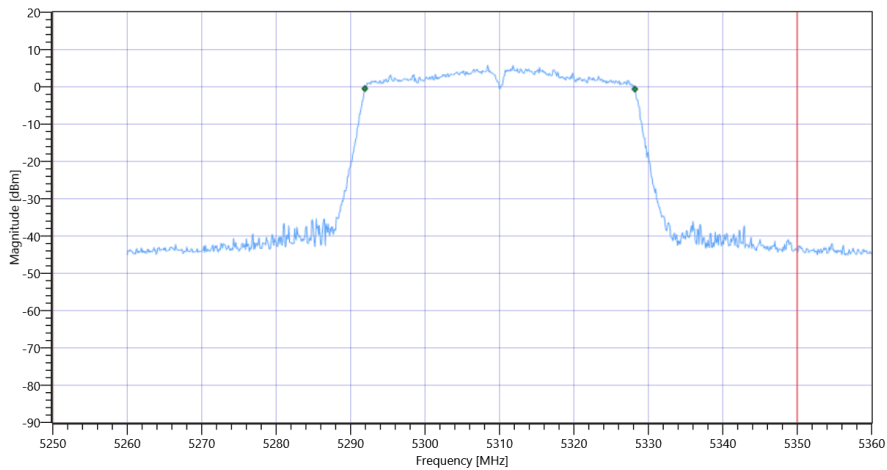
Test Description	Lower Limit	Upper Limit	Measured	Unit	Verdict
Bandwidth 99%	---	---	36.264	MHz	INFO
T1 99%	5250.000000	---	5291.9181	MHz	PASS since U-NII-1 is supported
T2 99%	---	5350.000000	5328.1818	MHz	PASS

Plot: Bandwidth only



FCC 15.407, ISED RSS247 # Bandwidths 99PCT and 26dB ~ WLAN5Gx ac-VHT40 mode U-NII-2A 99PCT

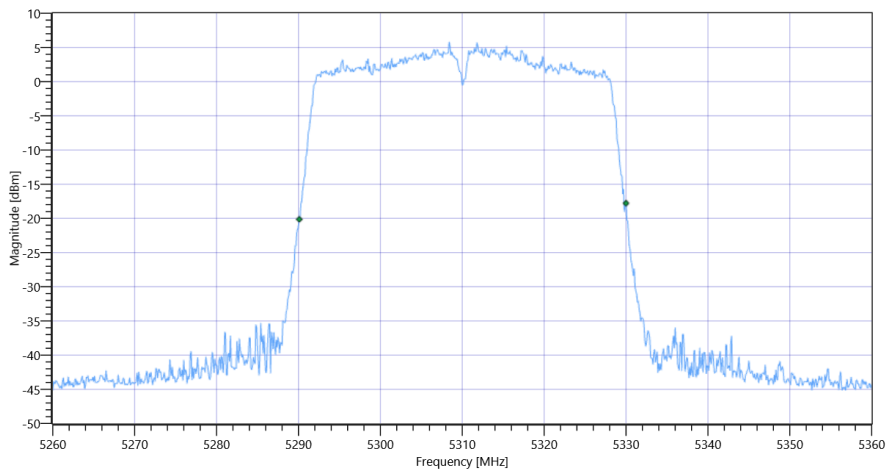
Plot: Bandwidth within Band



FCC 15.407, ISED RSS247 # Bandwidths 99PCT and 26dB ~ WLAN5Gx ac-VHT40 mode U-NII-2A

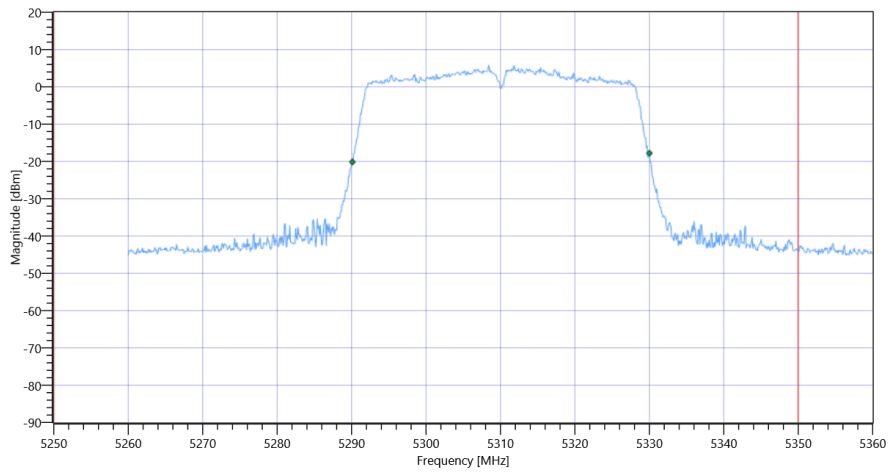
RESULT					
Test Description	Lower Limit	Upper Limit	Measured	Unit	Verdict
Bandwidth 20dB	---	---	39.9	MHz	INFO
T1 26dB	5250.000000	---	5290.1000	MHz	PASS since U-NII-1 is supported
T2 26dB	---	5350.000000	5330.0000	MHz	PASS

Plot: Bandwidth only



FCC 15.407, ISED RSS247 # Bandwidths 99PCT and 26dB ~ WLAN5Gx ac-VHT40 mode U-NII-2A 26dB

Plot: Bandwidth within Band



FCC 15.407, ISED RSS247 # Bandwidths 99PCT and 26dB ~ WLAN5Gx ac-VHT40 mode U-NII-2A

General verdict

PASS

FCC 15.407, ISED RSS247 # Bandwidths 99PCT and 26dB ~ WLAN5Gx ac-VHT40 mode U-NII-2C

Test References	
TC Start	18.07.2022 12:32:15
Ambit Temp [°C] Humidity [rel%]	27.2 30
System Version	3.2.0.2
Test Specification	FCC 15.407, ISED RSS247 -
Test Method	26dB Bandwidth KDB789033 D02, C.1 / ISED RSS-GEN
TC Version	0.0.1
My Description	FCC 15.407 Bandwidths - WLAN5Gx ac-VHT40 mode U-NII-2C
Add. Information	

EUT Common Settings WLAN5Gx	
Number of Antenna Ports	2
User Interaction	No
Device Class UNII_1	Client

Test Parameter	
Technology to test	WLAN5Gx ac-VHT40 mode
Antenna Port used	1
Temperature	nom
Voltage	nom
Frequency low to test	True Freq [MHz] 5510
Frequency mid to test	False Freq [MHz] 5590
Frequency high to test	False Freq [MHz] 5670
Auto Control enabled Power Supply Climatic Box	No No
Additional Path Loss [dB]	1.4
Switched Path	EUT - SignalingUnit - SpectrumAnalyzer

Test Equipment	
Signal analyzer,Rohde&Schwarz,FSV-40,1307.9002K40/101042,3.70	
Switch matrix,CTCadvanced,SPM-4 NI DAQ,28016133,NI	

Test at TX 5510 MHz

RESULT: Reference Power cond.

Test Description	Lower Limit	Upper Limit	Measured	Unit	Verdict
Ref. Power 1MHz/1MHz cond.	---	---	9.35	dBm	INFO
Ref. Frequency	---	---	5512.200	MHz	INFO

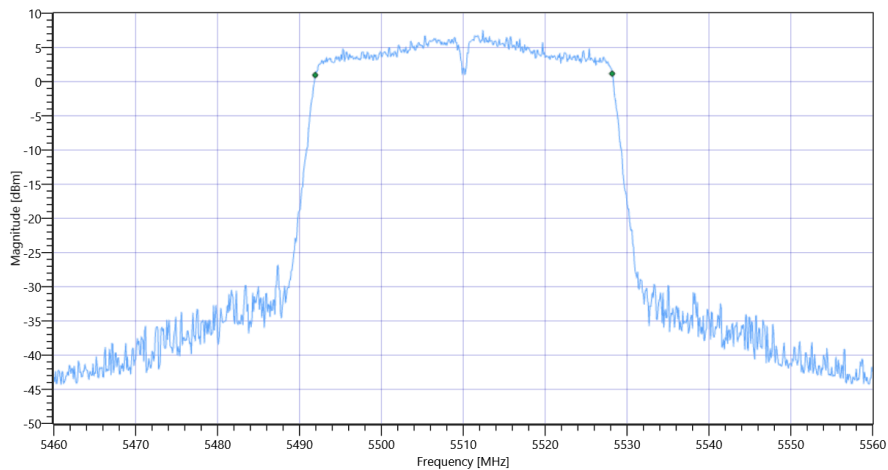
READ SA SETTINGS:

RefLevel [dBm] RefLevelOffset [dB] InpAtt [dB]	17.35 18.49 15
Start [MHz] Stop [MHz]	5460.000 5560.000
RBW [MHz] VBW [MHz]	0.500000 3.000000
Detector TraceMode	POS MAXH
Sweep: Time [ms] Count Points per Section Type	1 2500 1001 SWE

RESULT

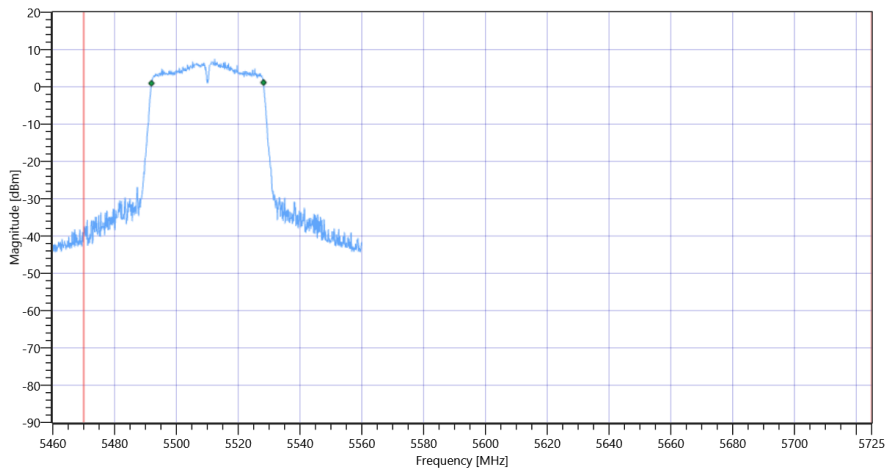
Test Description	Lower Limit	Upper Limit	Measured	Unit	Verdict
Bandwidth 99%	---	---	36.264	MHz	INFO
T1 99%	5470.000000	---	5491.9181	MHz	PASS since U-NII-3 is supported
T2 99%	---	5725.000000	5528.1818	MHz	

Plot: Bandwidth only



FCC 15.407, ISED RSS247 # Bandwidths 99PCT and 26dB ~ WLAN5Gx ac-VHT40 mode U-NII-2C 99PCT

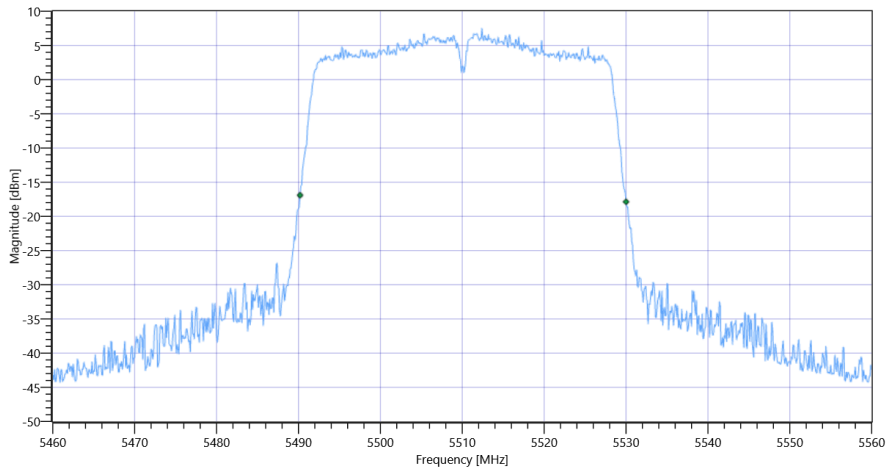
Plot: Bandwidth within Band



FCC 15.407, ISED RSS247 # Bandwidths 99PCT and 26dB ~ WLAN5Gx ac-VHT40 mode U-NII-2C

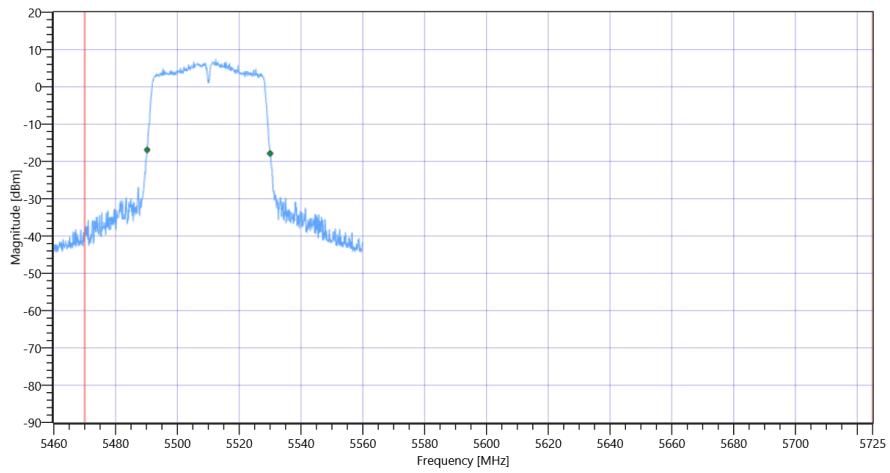
RESULT					
Test Description	Lower Limit	Upper Limit	Measured	Unit	Verdict
Bandwidth 20dB	---	---	39.8	MHz	INFO
T1 26dB	5470.000000	---	5490.2000	MHz	PASS since U-NII-3 is supported
T2 26dB	---	5725.000000	5530.0000	MHz	

Plot: Bandwidth only



FCC 15.407, ISED RSS247 # Bandwidths 99PCT and 26dB ~ WLAN5Gx ac-VHT40 mode U-NII-2C 26dB

Plot: Bandwidth within Band



FCC 15.407, ISED RSS247 # Bandwidths 99PCT and 26dB ~ WLAN5Gx ac-VHT40 mode U-NII-2C

General verdict

PASS

FCC 15.407, ISED RSS247 # Bandwidths 99PCT and 26dB ~ WLAN5Gx ac-VHT40 mode U-NII-2C

Test References	
TC Start	18.07.2022 12:39:25
Ambit Temp [°C] Humidity [rel%]	27.2 30
System Version	3.2.0.2
Test Specification	FCC 15.407, ISED RSS247 -
Test Method	26dB Bandwidth KDB789033 D02, C.1 / ISED RSS-GEN
TC Version	0.0.1
My Description	FCC 15.407 Bandwidths - WLAN5Gx ac-VHT40 mode U-NII-2C
Add. Information	

EUT Common Settings WLAN5Gx	
Number of Antenna Ports	2
User Interaction	No
Device Class UNII_1	Client

Test Parameter	
Technology to test	WLAN5Gx ac-VHT40 mode
Antenna Port used	1
Temperature	nom
Voltage	nom
Frequency low to test	False Freq [MHz] 5510
Frequency mid to test	True Freq [MHz] 5590
Frequency high to test	False Freq [MHz] 5670
Auto Control enabled Power Supply Climatic Box	No No
Additional Path Loss [dB]	1.4
Switched Path	EUT - SignalingUnit - SpectrumAnalyzer

Test Equipment	
Signal analyzer,Rohde&Schwarz,FSV-40,1307.9002K40/101042,3.70	
Switch matrix,CTCadvanced,SPM-4 NI DAQ,28016133,NI	

Test at TX 5590 MHz

RESULT: Reference Power cond.

Test Description	Lower Limit	Upper Limit	Measured	Unit	Verdict
Ref. Power 1MHz/1MHz cond.	---	---	8.52	dBm	INFO
Ref. Frequency	---	---	5584.210	MHz	INFO

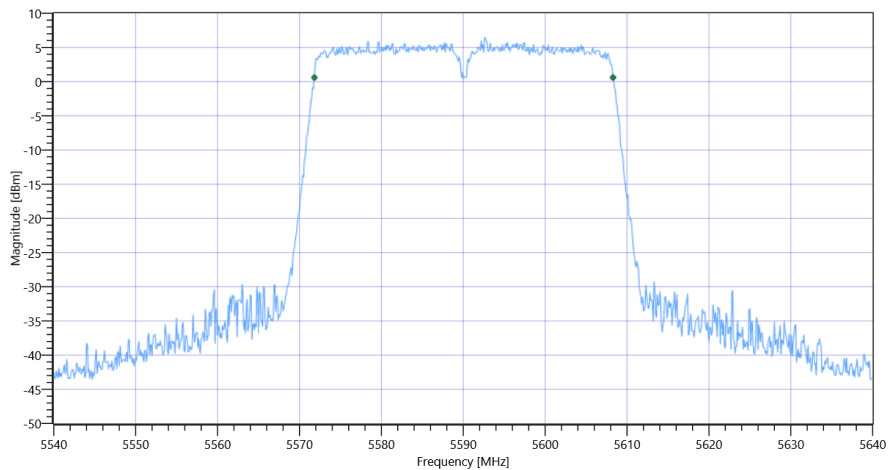
READ SA SETTINGS:

RefLevel [dBm] RefLevelOffset [dB] InpAtt [dB]	16.52 19.02 15
Start [MHz] Stop [MHz]	5540.000 5640.000
RBW [MHz] VBW [MHz]	0.500000 3.000000
Detector TraceMode	POS MAXH
Sweep: Time [ms] Count Points per Section Type	1 2500 1001 SWE

RESULT

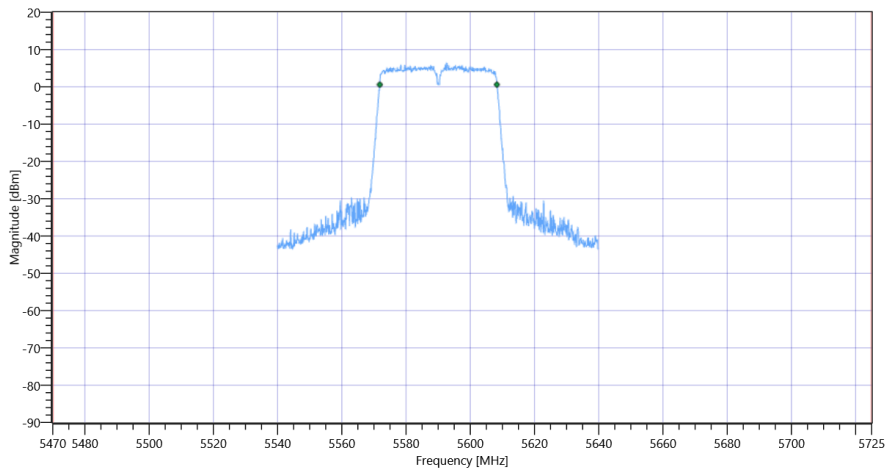
Test Description	Lower Limit	Upper Limit	Measured	Unit	Verdict
Bandwidth 99%	---	---	36.464	MHz	INFO
T1 99%	5470.000000	---	5571.8182	MHz	PASS since U-NII-3 is supported
T2 99%	---	5725.000000	5608.2817	MHz	

Plot: Bandwidth only



FCC 15.407, ISED RSS247 # Bandwidths 99PCT and 26dB ~ WLAN5Gx ac-VHT40 mode U-NII-2C 99PCT

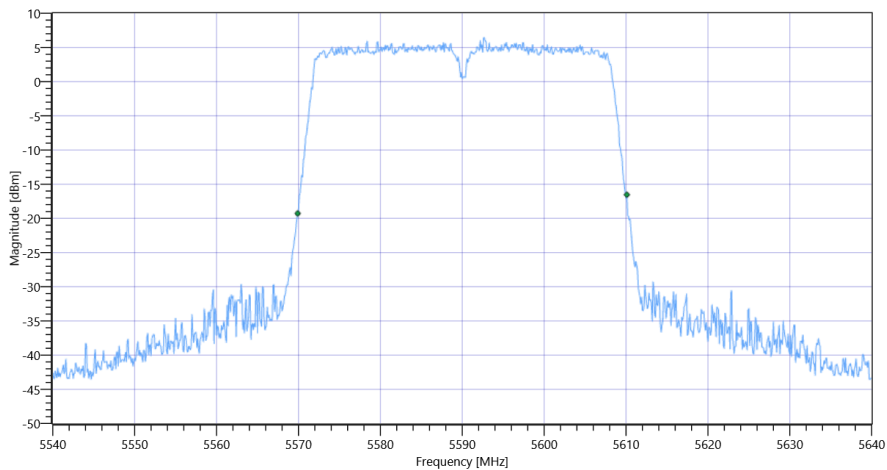
Plot: Bandwidth within Band



FCC 15.407, ISED RSS247 # Bandwidths 99PCT and 26dB ~ WLAN5Gx ac-VHT40 mode U-NII-2C

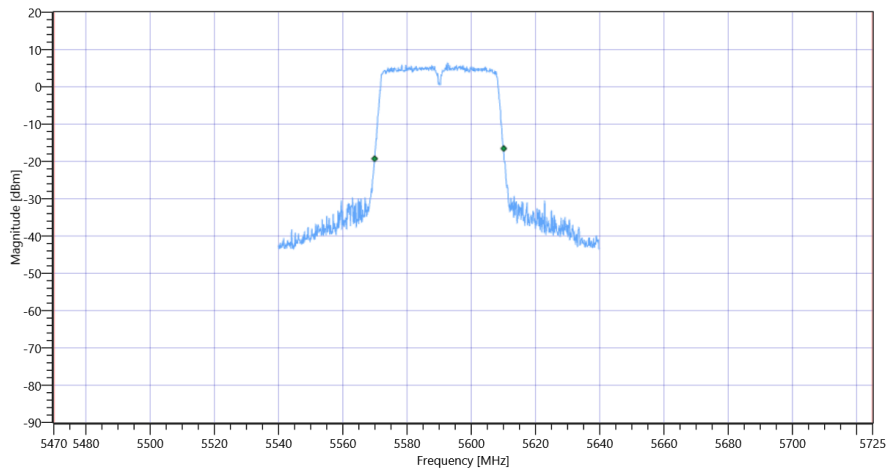
RESULT					
Test Description	Lower Limit	Upper Limit	Measured	Unit	Verdict
Bandwidth 20dB	---	---	40.2	MHz	INFO
T1 26dB	5470.000000	---	5569.9000	MHz	PASS since U-NII-3 is supported
T2 26dB	---	5725.000000	5610.1000	MHz	

Plot: Bandwidth only



FCC 15.407, ISED RSS247 # Bandwidths 99PCT and 26dB ~ WLAN5Gx ac-VHT40 mode U-NII-2C 26dB

Plot: Bandwidth within Band



FCC 15.407, ISED RSS247 # Bandwidths 99PCT and 26dB ~ WLAN5Gx ac-VHT40 mode U-NII-2C

General verdict

PASS

FCC 15.407, ISED RSS247 # Bandwidths 99PCT and 26dB ~ WLAN5Gx ac-VHT40 mode U-NII-2C

Test References	
TC Start	18.07.2022 12:51:47
Ambit Temp [°C] Humidity [rel%]	27.2 30
System Version	3.2.0.2
Test Specification	FCC 15.407, ISED RSS247 -
Test Method	26dB Bandwidth KDB789033 D02, C.1 / ISED RSS-GEN
TC Version	0.0.1
My Description	FCC 15.407 Bandwidths - WLAN5Gx ac-VHT40 mode U-NII-2C
Add. Information	

EUT Common Settings WLAN5Gx	
Number of Antenna Ports	2
User Interaction	No
Device Class UNII_1	Client

Test Parameter	
Technology to test	WLAN5Gx ac-VHT40 mode
Antenna Port used	1
Temperature	nom
Voltage	nom
Frequency low to test	False Freq [MHz] 5510
Frequency mid to test	False Freq [MHz] 5590
Frequency high to test	True Freq [MHz] 5670
Auto Control enabled Power Supply Climatic Box	No No
Additional Path Loss [dB]	1.4
Switched Path	EUT - SignalingUnit - SpectrumAnalyzer

Test Equipment	
Signal analyzer,Rohde&Schwarz,FSV-40,1307.9002K40/101042,3.70	
Switch matrix,CTCadvanced,SPM-4 NI DAQ,28016133,NI	

Test at TX 5670 MHz

RESULT: Reference Power cond.

Test Description	Lower Limit	Upper Limit	Measured	Unit	Verdict
Ref. Power 1MHz/1MHz cond.	---	---	8.11	dBm	INFO
Ref. Frequency	---	---	5667.600	MHz	INFO

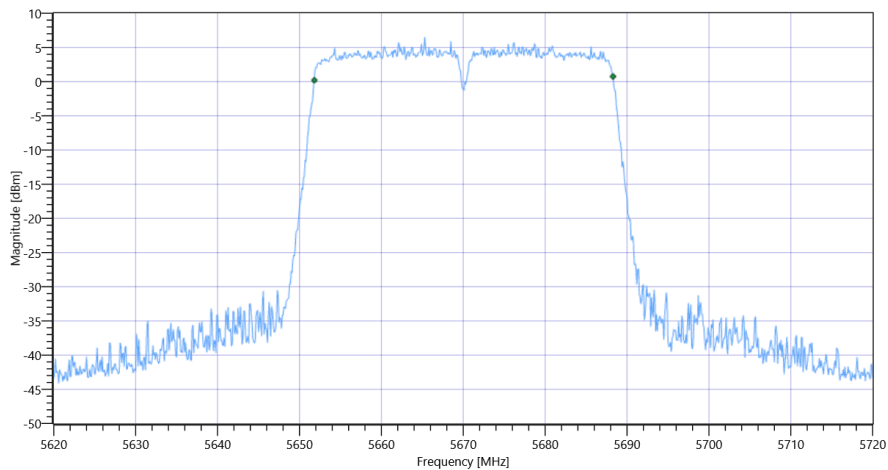
READ SA SETTINGS:

RefLevel [dBm] RefLevelOffset [dB] InpAtt [dB]	16.11 18.67 15
Start [MHz] Stop [MHz]	5620.000 5720.000
RBW [MHz] VBW [MHz]	0.500000 3.000000
Detector TraceMode	POS MAXH
Sweep: Time [ms] Count Points per Section Type	1 2500 1001 SWE

RESULT

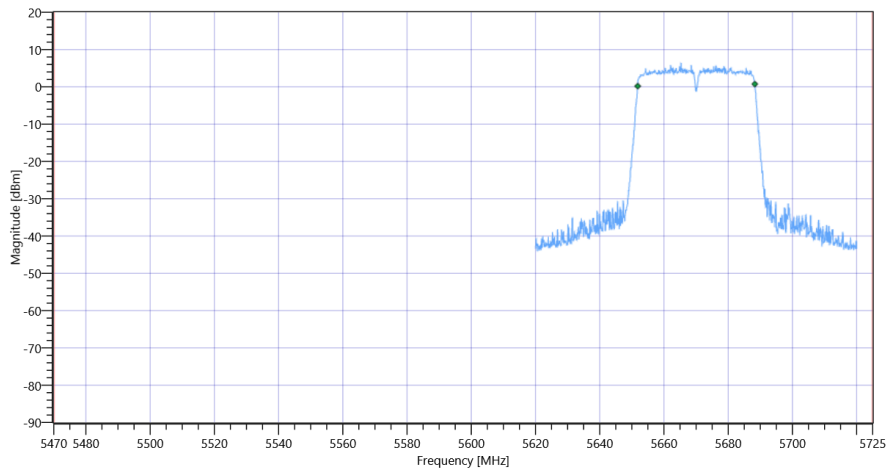
Test Description	Lower Limit	Upper Limit	Measured	Unit	Verdict
Bandwidth 99%	---	---	36.464	MHz	INFO
T1 99%	5470.000000	---	5651.8182	MHz	PASS since U-NII-3 is supported
T2 99%	---	5725.000000	5688.2817	MHz	

Plot: Bandwidth only



FCC 15.407, ISED RSS247 # Bandwidths 99PCT and 26dB ~ WLAN5Gx ac-VHT40 mode U-NII-2C 99PCT

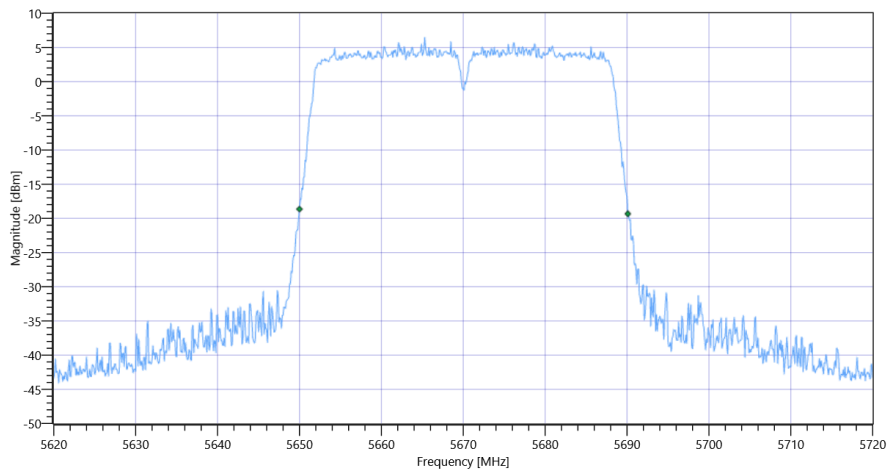
Plot: Bandwidth within Band



FCC 15.407, ISED RSS247 # Bandwidths 99PCT and 26dB ~ WLAN5Gx ac-VHT40 mode U-NII-2C

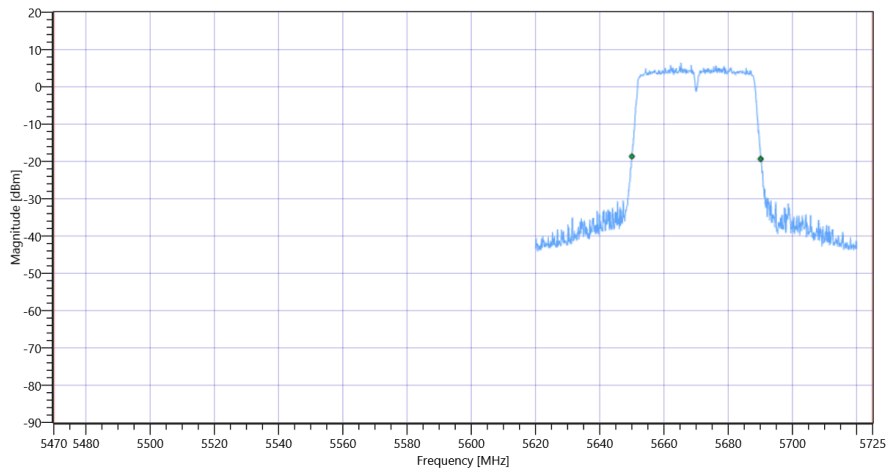
RESULT					
Test Description	Lower Limit	Upper Limit	Measured	Unit	Verdict
Bandwidth 20dB	---	---	40.1	MHz	INFO
T1 26dB	5470.000000	---	5650.0000	MHz	PASS since U-NII-3 is supported
T2 26dB	---	5725.000000	5690.1000	MHz	

Plot: Bandwidth only



FCC 15.407, ISED RSS247 # Bandwidths 99PCT and 26dB ~ WLAN5Gx ac-VHT40 mode U-NII-2C 26dB

Plot: Bandwidth within Band



FCC 15.407, ISED RSS247 # Bandwidths 99PCT and 26dB ~ WLAN5Gx ac-VHT40 mode U-NII-2C

General verdict

PASS

FCC 15.407, ISED RSS247 # Bandwidths 99PCT and 26dB ~ WLAN5Gx ac-VHT40 mode U-NII-3

Test References	
TC Start	18.07.2022 12:59:36
Ambit Temp [°C] Humidity [rel%]	27.4 30
System Version	3.2.0.2
Test Specification	FCC 15.407, ISED RSS247 -
Test Method	26dB Bandwidth KDB789033 D02, C.1 / ISED RSS-GEN
TC Version	0.0.1
My Description	FCC 15.407 Bandwidths - WLAN5Gx ac-VHT40 mode U-NII-3
Add. Information	

EUT Common Settings WLAN5Gx	
Number of Antenna Ports	2
User Interaction	No
Device Class UNII_1	Client

Test Parameter	
Technology to test	WLAN5Gx ac-VHT40 mode
Antenna Port used	1
Temperature	nom
Voltage	nom
Frequency low to test	True Freq [MHz] 5755
Frequency mid to test	False Freq [MHz] 0
Frequency high to test	False Freq [MHz] 5795
Auto Control enabled Power Supply Climatic Box	No No
Additional Path Loss [dB]	1.4
Switched Path	EUT - SignalingUnit - SpectrumAnalyzer

Test Equipment	
Signal analyzer,Rohde&Schwarz,FSV-40,1307.9002K40/101042,3.70	
Switch matrix,CTCadvanced,SPM-4 NI DAQ,28016133,NI	

Test at TX 5755 MHz

RESULT: Reference Power cond.

Test Description	Lower Limit	Upper Limit	Measured	Unit	Verdict
Ref. Power 1MHz/1MHz cond.	---	---	18.12	dBm	INFO
Ref. Frequency	---	---	5764.590	MHz	INFO

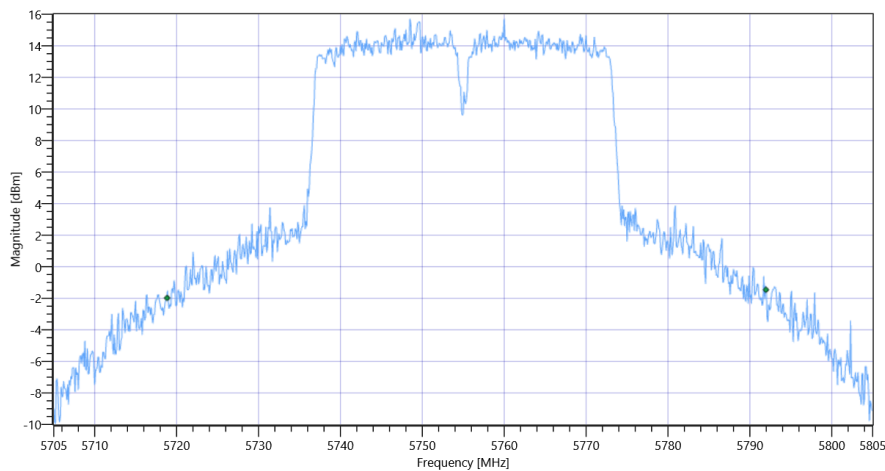
READ SA SETTINGS:

RefLevel [dBm] RefLevelOffset [dB] InpAtt [dB]	26.12 18.77 25
Start [MHz] Stop [MHz]	5705.000 5805.000
RBW [MHz] VBW [MHz]	0.500000 3.000000
Detector TraceMode	POS MAXH
Sweep: Time [ms] Count Points per Section Type	1 2500 1001 SWE

RESULT

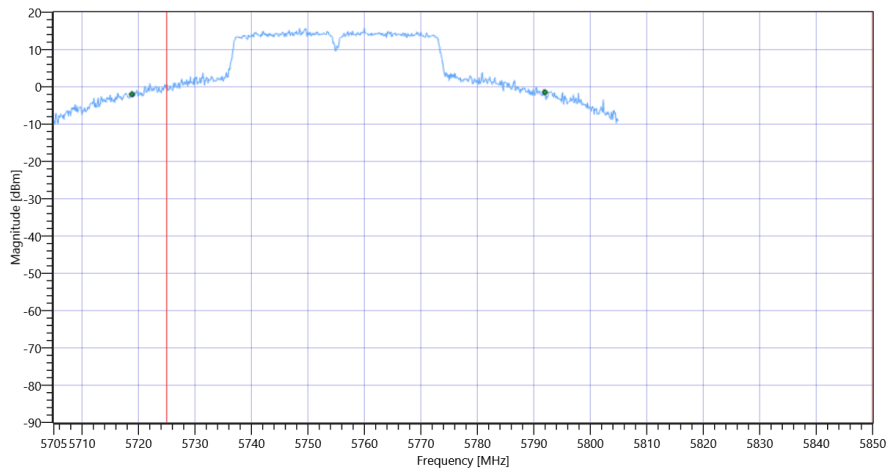
Test Description	Lower Limit	Upper Limit	Measured	Unit	Verdict
Bandwidth 99%	---	---	73.127	MHz	INFO
T1 99%	5725.000000	---	5718.8362	MHz	DFS required
T2 99%	---	5850.000000	5791.9630	MHz	PASS

Plot: Bandwidth only



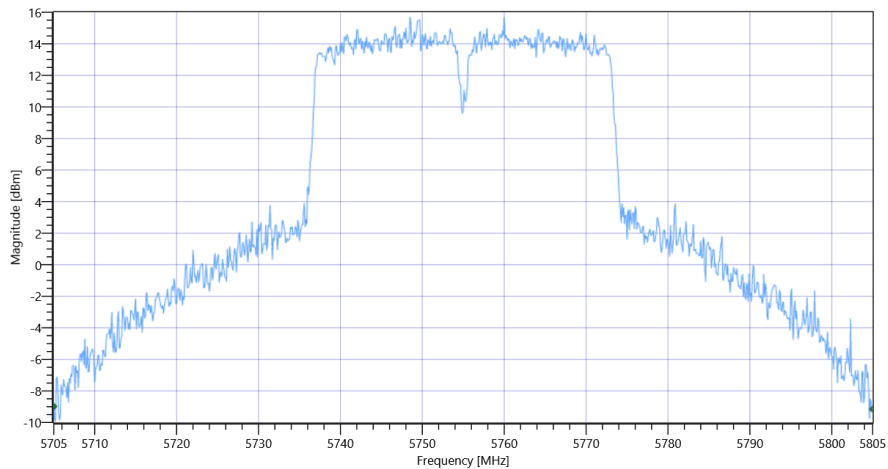
FCC 15.407, ISED RSS247 # Bandwidths 99PCT and 26dB ~ WLAN5Gx ac-VHT40 mode U-NII-3 99PCT

Plot: Bandwidth within Band

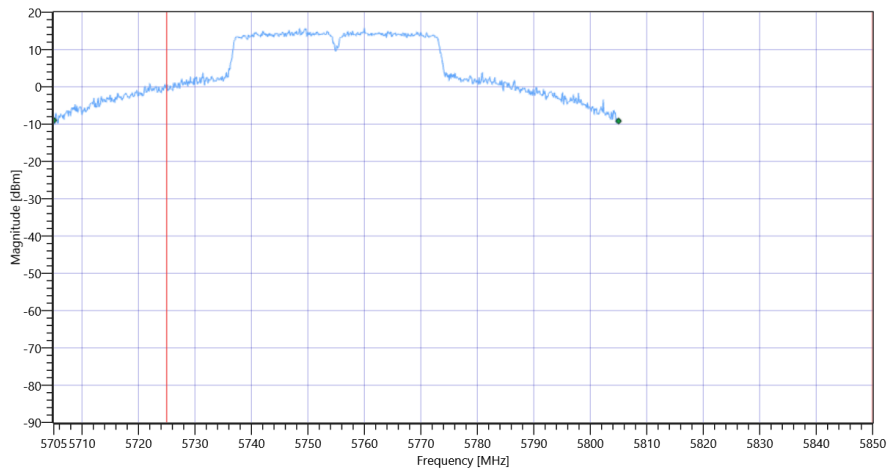


RESULT					
Test Description	Lower Limit	Upper Limit	Measured	Unit	Verdict
Bandwidth 20dB	---	---	100	MHz	INFO
T1 26dB	5725.000000	---	5705.0000	MHz	DFS required
T2 26dB	---	5850.000000	5805.0000	MHz	PASS

Plot: Bandwidth only



Plot: Bandwidth within Band



FCC 15.407, ISED RSS247 # Bandwidths 99PCT and 26dB ~ WLAN5Gx ac-VHT40 mode U-NII-3

General verdict

PASS

FCC 15.407, ISED RSS247 # Bandwidths 99PCT and 26dB ~ WLAN5Gx ac-VHT40 mode U-NII-3

Test References	
TC Start	18.07.2022 13:07:36
Ambit Temp [°C] Humidity [rel%]	27.4 30
System Version	3.2.0.2
Test Specification	FCC 15.407, ISED RSS247 -
Test Method	26dB Bandwidth KDB789033 D02, C.1 / ISED RSS-GEN
TC Version	0.0.1
My Description	FCC 15.407 Bandwidths - WLAN5Gx ac-VHT40 mode U-NII-3
Add. Information	

EUT Common Settings WLAN5Gx	
Number of Antenna Ports	2
User Interaction	No
Device Class UNII_1	Client

Test Parameter	
Technology to test	WLAN5Gx ac-VHT40 mode
Antenna Port used	1
Temperature	nom
Voltage	nom
Frequency low to test	False Freq [MHz] 5755
Frequency mid to test	False Freq [MHz] 0
Frequency high to test	True Freq [MHz] 5795
Auto Control enabled Power Supply Climatic Box	No No
Additional Path Loss [dB]	1.4
Switched Path	EUT - SignalingUnit - SpectrumAnalyzer

Test Equipment	
Signal analyzer,Rohde&Schwarz,FSV-40,1307.9002K40/101042,3.70	
Switch matrix,CTCadvanced,SPM-4 NI DAQ,28016133,NI	

Test at TX 5795 MHz

RESULT: Reference Power cond.

Test Description	Lower Limit	Upper Limit	Measured	Unit	Verdict
Ref. Power 1MHz/1MHz cond.	---	---	18.53	dBm	INFO
Ref. Frequency	---	---	5805.590	MHz	INFO

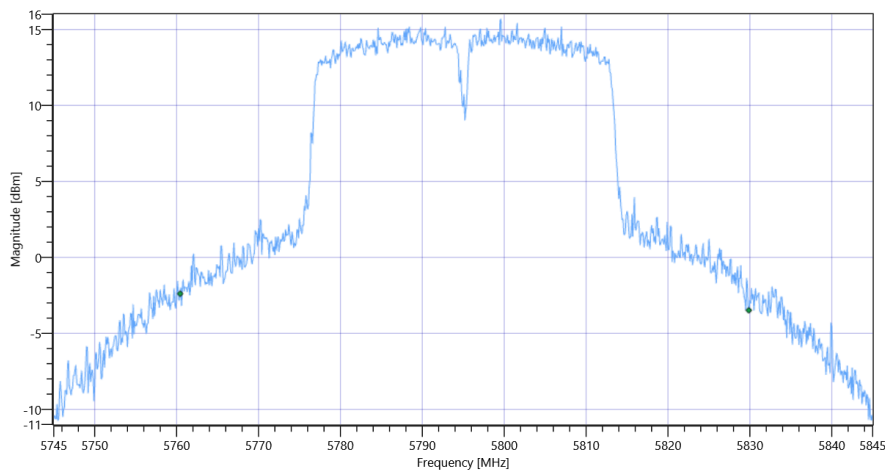
READ SA SETTINGS:

RefLevel [dBm] RefLevelOffset [dB] InpAtt [dB]	26.53 18.75 25
Start [MHz] Stop [MHz]	5745.000 5845.000
RBW [MHz] VBW [MHz]	0.500000 3.000000
Detector TraceMode	POS MAXH
Sweep: Time [ms] Count Points per Section Type	1 2500 1001 SWE

RESULT

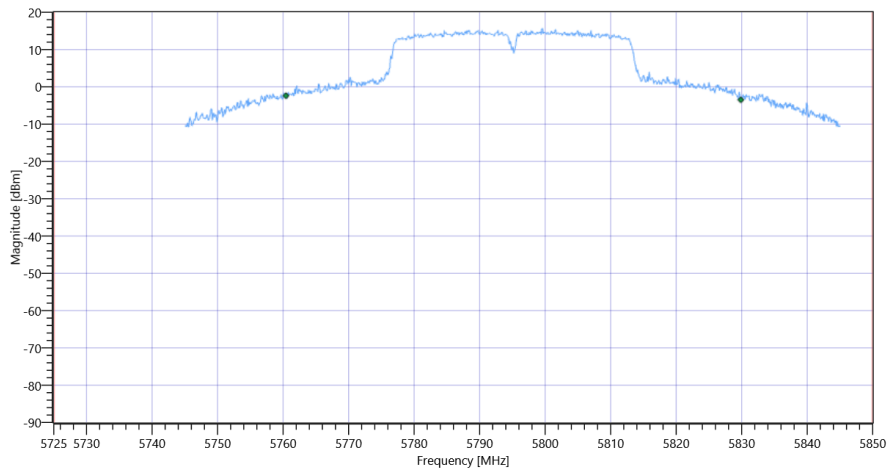
Test Description	Lower Limit	Upper Limit	Measured	Unit	Verdict
Bandwidth 99%	---	---	69.431	MHz	INFO
T1 99%	5725.000000	---	5760.4346	MHz	PASS
T2 99%	---	5850.000000	5829.8651	MHz	PASS

Plot: Bandwidth only



FCC 15.407, ISED RSS247 # Bandwidths 99PCT and 26dB ~ WLAN5Gx ac-VHT40 mode U-NII-3 99PCT

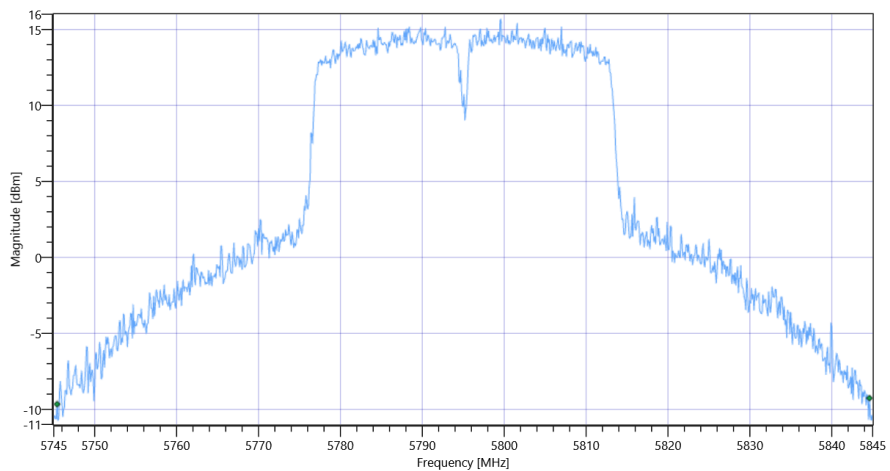
Plot: Bandwidth within Band



FCC 15.407, ISED RSS247 # Bandwidths 99PCT and 26dB ~ WLAN5Gx ac-VHT40 mode U-NII-3

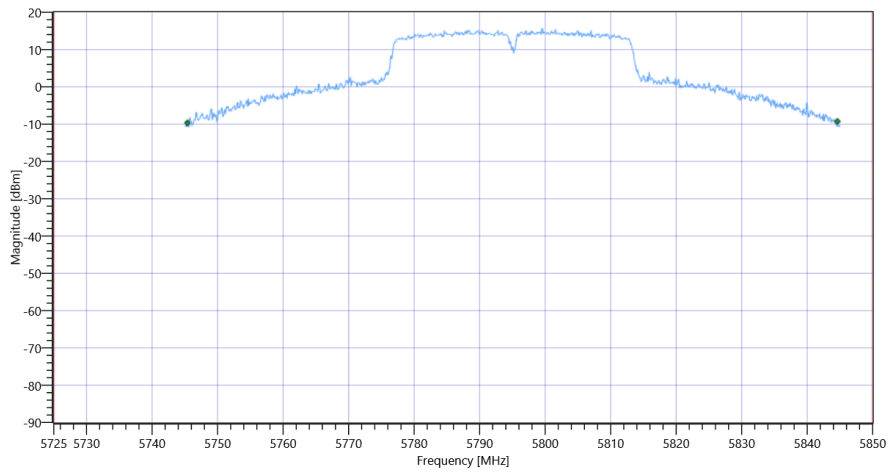
RESULT					
Test Description	Lower Limit	Upper Limit	Measured	Unit	Verdict
Bandwidth 20dB	---	---	99.2	MHz	INFO
T1 26dB	5725.000000	---	5745.4000	MHz	PASS
T2 26dB	---	5850.000000	5844.6000	MHz	PASS

Plot: Bandwidth only



FCC 15.407, ISED RSS247 # Bandwidths 99PCT and 26dB ~ WLAN5Gx ac-VHT40 mode U-NII-3 26dB

Plot: Bandwidth within Band



FCC 15.407, ISED RSS247 # Bandwidths 99PCT and 26dB ~ WLAN5Gx ac-VHT40 mode U-NII-3

General verdict

PASS

FCC 15.407, ISED RSS247 # Bandwidths 99PCT and 26dB ~ WLAN5Gx ac-VHT40 mode U-NII-1

Test References	
TC Start	18.07.2022 13:15:45
Ambit Temp [°C] Humidity [rel%]	27.5 30
System Version	3.2.0.2
Test Specification	FCC 15.407, ISED RSS247 -
Test Method	26dB Bandwidth KDB789033 D02, C.1 / ISED RSS-GEN
TC Version	0.0.1
My Description	FCC 15.407 Bandwidths - WLAN5Gx ac-VHT40 mode U-NII-1
Add. Information	

EUT Common Settings WLAN5Gx	
Number of Antenna Ports	2
User Interaction	No
Device Class UNII_1	Client

Test Parameter	
Technology to test	WLAN5Gx ac-VHT40 mode
Antenna Port used	2
Temperature	nom
Voltage	nom
Frequency low to test	True Freq [MHz] 5190
Frequency mid to test	False Freq [MHz] 0
Frequency high to test	False Freq [MHz] 5230
Auto Control enabled Power Supply Climatic Box	No No
Additional Path Loss [dB]	1.4
Switched Path	EUT - SignalingUnit - SpectrumAnalyzer

Test Equipment	
Signal analyzer,Rohde&Schwarz,FSV-40,1307.9002K40/101042,3.70	
Switch matrix,CTCadvanced,SPM-4 NI DAQ,28016133,NI	

Test at TX 5190 MHz

RESULT: Reference Power cond.

Test Description	Lower Limit	Upper Limit	Measured	Unit	Verdict
Ref. Power 1MHz/1MHz cond.	---	---	8.16	dBm	INFO
Ref. Frequency	---	---	5191.800	MHz	INFO

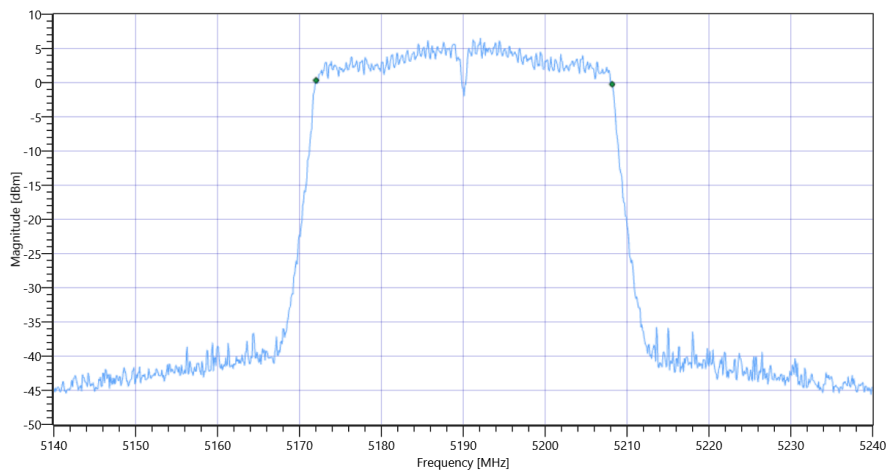
READ SA SETTINGS:

RefLevel [dBm] RefLevelOffset [dB] InpAtt [dB]	16.16 17.95 15
Start [MHz] Stop [MHz]	5140.000 5240.000
RBW [MHz] VBW [MHz]	0.500000 3.000000
Detector TraceMode	POS MAXH
Sweep: Time [ms] Count Points per Section Type	1 2500 1001 SWE

RESULT

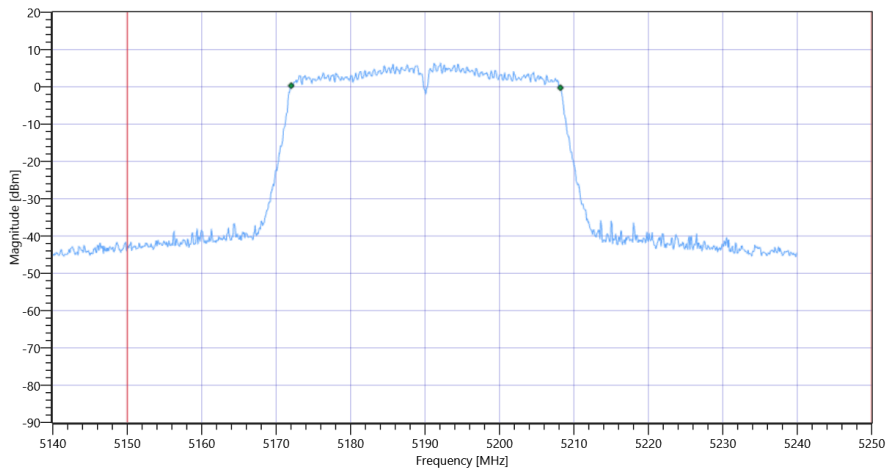
Test Description	Lower Limit	Upper Limit	Measured	Unit	Verdict
Bandwidth 99%	---	---	36.164	MHz	INFO
T1 99%	5150.000000	---	5172.0180	MHz	PASS
T2 99%	---	5250.000000	5208.1818	MHz	PASS

Plot: Bandwidth only



FCC 15.407, ISED RSS247 # Bandwidths 99PCT and 26dB ~ WLAN5Gx ac-VHT40 mode U-NII-1 99PCT

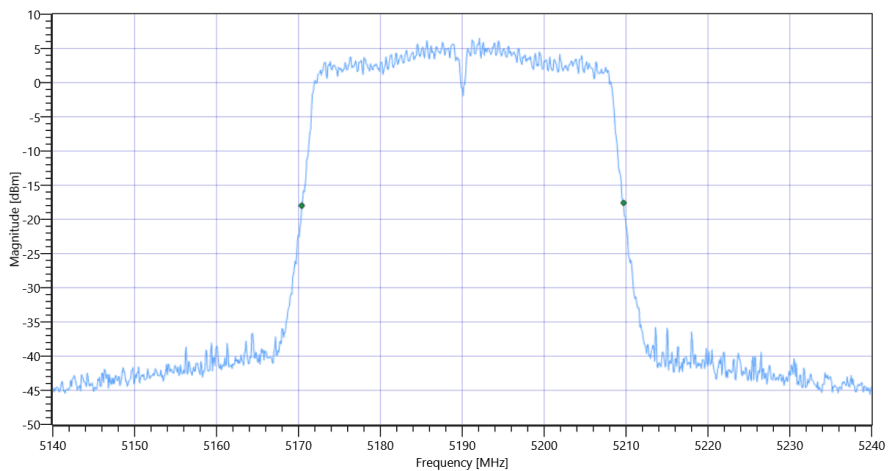
Plot: Bandwidth within Band



FCC 15.407, ISED RSS247 # Bandwidths 99PCT and 26dB ~ WLAN5Gx ac-VHT40 mode U-NII-1

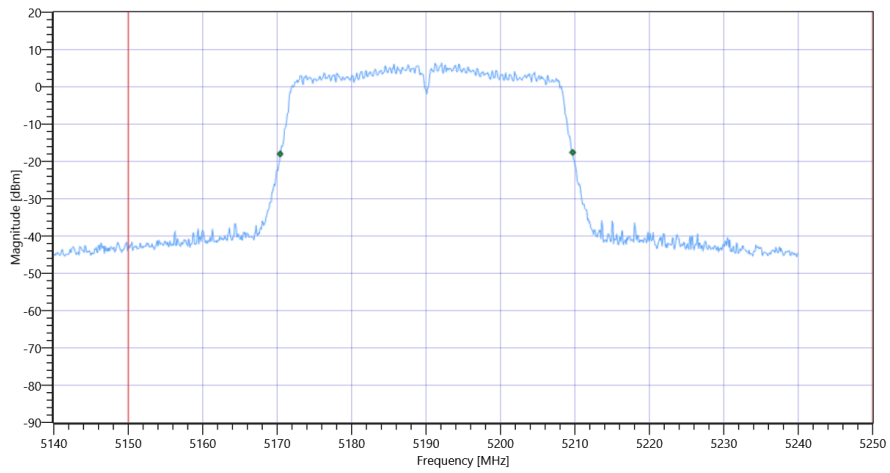
RESULT						
Test Description	Lower Limit	Upper Limit	Measured	Unit	Verdict	
Bandwidth 20dB	---	---	39.3	MHz	INFO	
T1 26dB	5150.000000	---	5170.4000	MHz	PASS	
T2 26dB	---	5250.000000	5209.7000	MHz	PASS	

Plot: Bandwidth only



FCC 15.407, ISED RSS247 # Bandwidths 99PCT and 26dB ~ WLAN5Gx ac-VHT40 mode U-NII-1 26dB

Plot: Bandwidth within Band



FCC 15.407, ISED RSS247 # Bandwidths 99PCT and 26dB ~ WLAN5Gx ac-VHT40 mode U-NII-1

General verdict

PASS

FCC 15.407, ISED RSS247 # Bandwidths 99PCT and 26dB ~ WLAN5Gx ac-VHT40 mode U-NII-1

Test References	
TC Start	18.07.2022 13:21:19
Ambit Temp [°C] Humidity [rel%]	27.6 30
System Version	3.2.0.2
Test Specification	FCC 15.407, ISED RSS247 -
Test Method	26dB Bandwidth KDB789033 D02, C.1 / ISED RSS-GEN
TC Version	0.0.1
My Description	FCC 15.407 Bandwidths - WLAN5Gx ac-VHT40 mode U-NII-1
Add. Information	

EUT Common Settings WLAN5Gx	
Number of Antenna Ports	2
User Interaction	No
Device Class UNII_1	Client

Test Parameter	
Technology to test	WLAN5Gx ac-VHT40 mode
Antenna Port used	2
Temperature	nom
Voltage	nom
Frequency low to test	False Freq [MHz] 5190
Frequency mid to test	False Freq [MHz] 0
Frequency high to test	True Freq [MHz] 5230
Auto Control enabled Power Supply Climatic Box	No No
Additional Path Loss [dB]	1.4
Switched Path	EUT - SignalingUnit - SpectrumAnalyzer

Test Equipment	
Signal analyzer,Rohde&Schwarz,FSV-40,1307.9002K40/101042,3.70	
Switch matrix,CTCadvanced,SPM-4 NI DAQ,28016133,NI	

Test at TX 5230 MHz

RESULT: Reference Power cond.

Test Description	Lower Limit	Upper Limit	Measured	Unit	Verdict
Ref. Power 1MHz/1MHz cond.	---	---	6.24	dBm	INFO
Ref. Frequency	---	---	5215.210	MHz	INFO

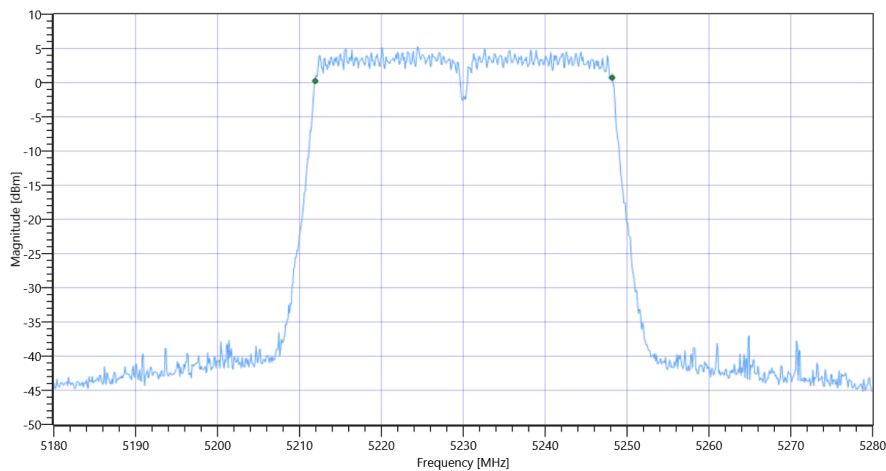
READ SA SETTINGS:

RefLevel [dBm] RefLevelOffset [dB] InpAtt [dB]	14.24 18.37 15
Start [MHz] Stop [MHz]	5180.000 5280.000
RBW [MHz] VBW [MHz]	0.500000 3.000000
Detector TraceMode	POS MAXH
Sweep: Time [ms] Count Points per Section Type	1 2500 1001 SWE

RESULT

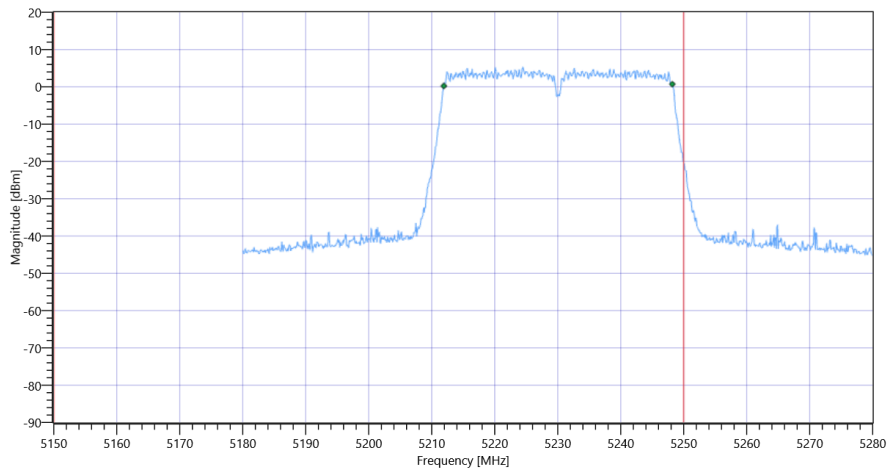
Test Description	Lower Limit	Upper Limit	Measured	Unit	Verdict
Bandwidth 99%	---	---	36.264	MHz	INFO
T1 99%	5150.000000	---	5211.9181	MHz	PASS
T2 99%	---	5250.000000	5248.1818	MHz	PASS

Plot: Bandwidth only



FCC 15.407, ISED RSS247 # Bandwidths 99PCT and 26dB ~ WLAN5Gx ac-VHT40 mode U-NII-1 99PCT

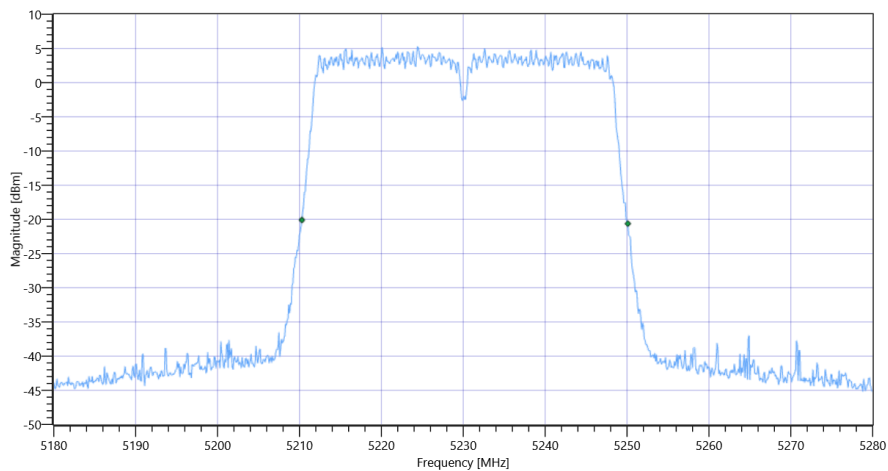
Plot: Bandwidth within Band



FCC 15.407, ISED RSS247 # Bandwidths 99PCT and 26dB ~ WLAN5Gx ac-VHT40 mode U-NII-1

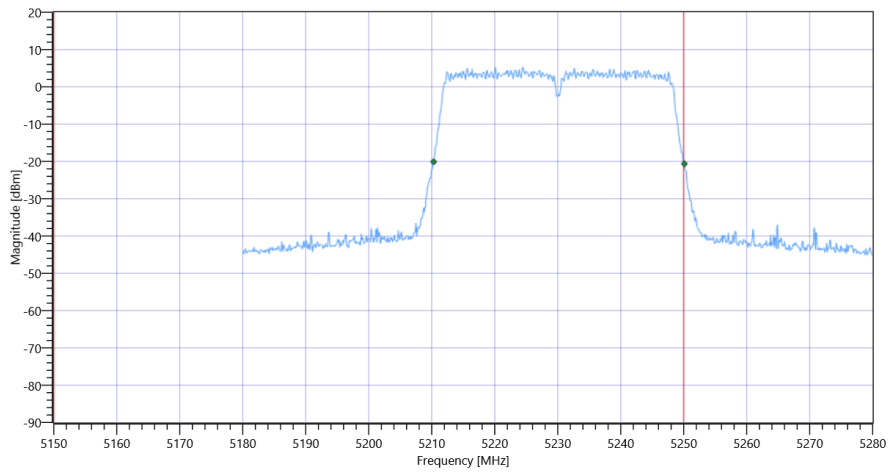
RESULT					
Test Description	Lower Limit	Upper Limit	Measured	Unit	Verdict
Bandwidth 20dB	---	---	39.8	MHz	INFO
T1 26dB	5150.000000	---	5210.3000	MHz	PASS
T2 26dB	---	5250.000000	5250.1000	MHz	DFS required

Plot: Bandwidth only



FCC 15.407, ISED RSS247 # Bandwidths 99PCT and 26dB ~ WLAN5Gx ac-VHT40 mode U-NII-1 26dB

Plot: Bandwidth within Band



FCC 15.407, ISED RSS247 # Bandwidths 99PCT and 26dB ~ WLAN5Gx ac-VHT40 mode U-NII-1

General verdict

PASS

FCC 15.407, ISED RSS247 # Bandwidths 99PCT and 26dB ~ WLAN5Gx ac-VHT40 mode U-NII-2A

Test References	
TC Start	18.07.2022 13:26:49
Ambit Temp [°C] Humidity [rel%]	27.6 30
System Version	3.2.0.2
Test Specification	FCC 15.407, ISED RSS247 -
Test Method	26dB Bandwidth KDB789033 D02, C.1 / ISED RSS-GEN
TC Version	0.0.1
My Description	FCC 15.407 Bandwidths - WLAN5Gx ac-VHT40 mode U-NII-2A
Add. Information	

EUT Common Settings WLAN5Gx	
Number of Antenna Ports	2
User Interaction	No
Device Class UNII_1	Client

Test Parameter	
Technology to test	WLAN5Gx ac-VHT40 mode
Antenna Port used	2
Temperature	nom
Voltage	nom
Frequency low to test	True Freq [MHz] 5270
Frequency mid to test	False Freq [MHz] 0
Frequency high to test	False Freq [MHz] 5310
Auto Control enabled Power Supply Climatic Box	No No
Additional Path Loss [dB]	1.4
Switched Path	EUT - SignalingUnit - SpectrumAnalyzer

Test Equipment	
Signal analyzer,Rohde&Schwarz,FSV-40,1307.9002K40/101042,3.70	
Switch matrix,CTCadvanced,SPM-4 NI DAQ,28016133,NI	

Test at TX 5270 MHz

RESULT: Reference Power cond.

Test Description	Lower Limit	Upper Limit	Measured	Unit	Verdict
Ref. Power 1MHz/1MHz cond.	---	---	7.79	dBm	INFO
Ref. Frequency	---	---	5281.190	MHz	INFO

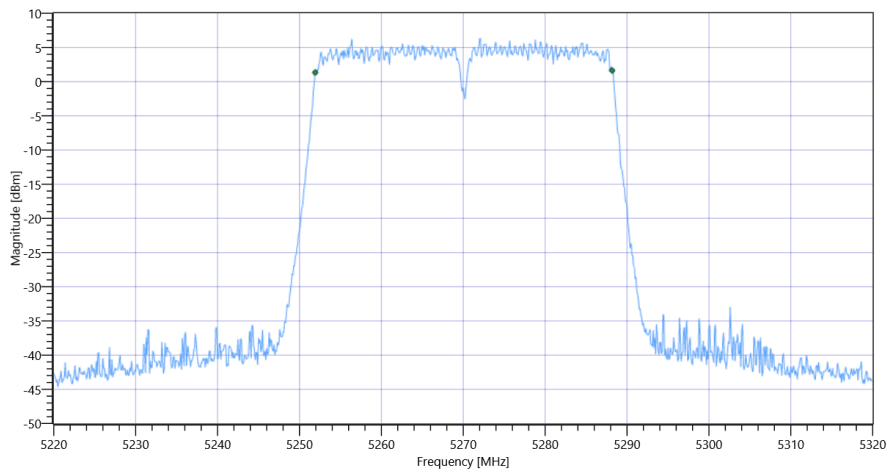
READ SA SETTINGS:

RefLevel [dBm] RefLevelOffset [dB] InpAtt [dB]	15.79 18.75 15
Start [MHz] Stop [MHz]	5220.000 5320.000
RBW [MHz] VBW [MHz]	0.500000 3.000000
Detector TraceMode	POS MAXH
Sweep: Time [ms] Count Points per Section Type	1 2500 1001 SWE

RESULT

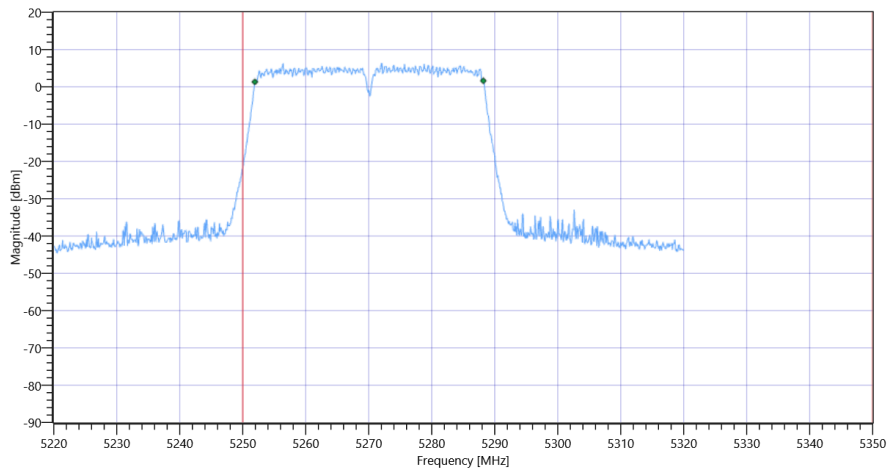
Test Description	Lower Limit	Upper Limit	Measured	Unit	Verdict
Bandwidth 99%	---	---	36.264	MHz	INFO
T1 99%	5250.000000	---	5251.9181	MHz	PASS since U-NII-1 is supported
T2 99%	---	5350.000000	5288.1818	MHz	PASS

Plot: Bandwidth only



FCC 15.407, ISED RSS247 # Bandwidths 99PCT and 26dB ~ WLAN5Gx ac-VHT40 mode U-NII-2A 99PCT

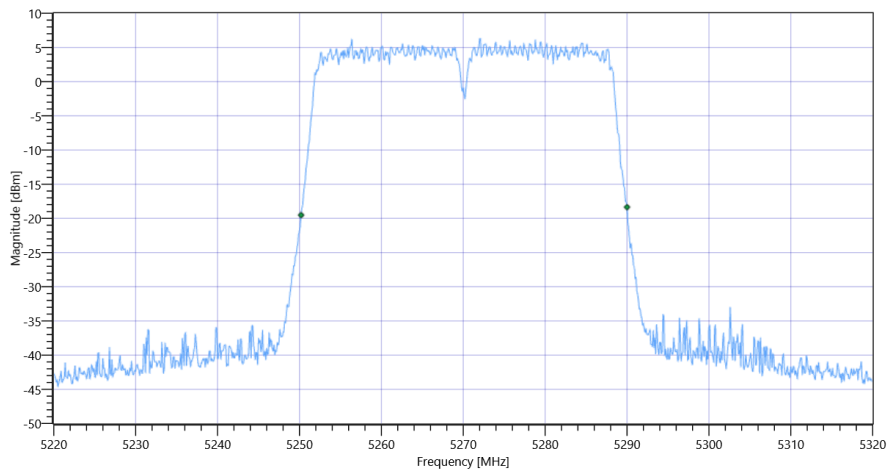
Plot: Bandwidth within Band



FCC 15.407, ISED RSS247 # Bandwidths 99PCT and 26dB ~ WLAN5Gx ac-VHT40 mode U-NII-2A

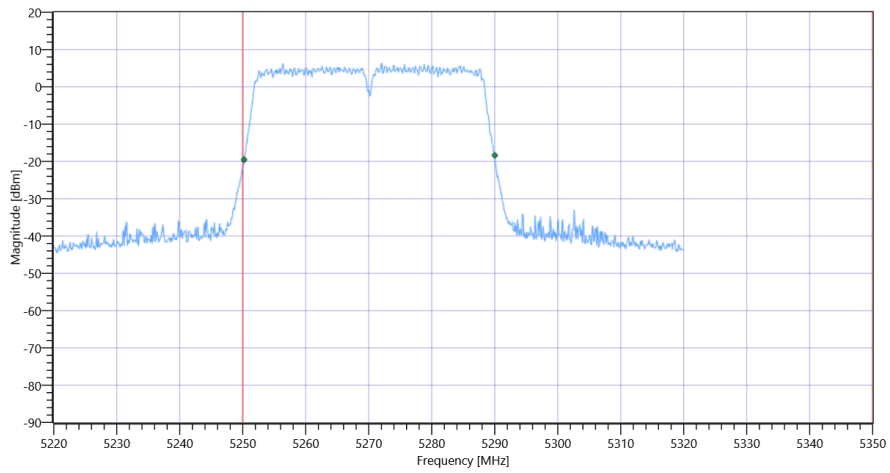
RESULT					
Test Description	Lower Limit	Upper Limit	Measured	Unit	Verdict
Bandwidth 20dB	---	---	39.8	MHz	INFO
T1 26dB	5250.000000	---	5250.2000	MHz	PASS since U-NII-1 is supported
T2 26dB	---	5350.000000	5290.0000	MHz	PASS

Plot: Bandwidth only



FCC 15.407, ISED RSS247 # Bandwidths 99PCT and 26dB ~ WLAN5Gx ac-VHT40 mode U-NII-2A 26dB

Plot: Bandwidth within Band



FCC 15.407, ISED RSS247 # Bandwidths 99PCT and 26dB ~ WLAN5Gx ac-VHT40 mode U-NII-2A

General verdict

PASS

FCC 15.407, ISED RSS247 # Bandwidths 99PCT and 26dB ~ WLAN5Gx ac-VHT40 mode U-NII-2A

Test References	
TC Start	18.07.2022 13:32:42
Ambit Temp [°C] Humidity [rel%]	27.6 30
System Version	3.2.0.2
Test Specification	FCC 15.407, ISED RSS247 -
Test Method	26dB Bandwidth KDB789033 D02, C.1 / ISED RSS-GEN
TC Version	0.0.1
My Description	FCC 15.407 Bandwidths - WLAN5Gx ac-VHT40 mode U-NII-2A
Add. Information	

EUT Common Settings WLAN5Gx	
Number of Antenna Ports	2
User Interaction	No
Device Class UNII_1	Client

Test Parameter	
Technology to test	WLAN5Gx ac-VHT40 mode
Antenna Port used	2
Temperature	nom
Voltage	nom
Frequency low to test	False Freq [MHz] 5270
Frequency mid to test	False Freq [MHz] 0
Frequency high to test	True Freq [MHz] 5310
Auto Control enabled Power Supply Climatic Box	No No
Additional Path Loss [dB]	1.4
Switched Path	EUT - SignalingUnit - SpectrumAnalyzer

Test Equipment	
Signal analyzer,Rohde&Schwarz,FSV-40,1307.9002K40/101042,3.70	
Switch matrix,CTCadvanced,SPM-4 NI DAQ,28016133,NI	

Test at TX 5310 MHz

RESULT: Reference Power cond.

Test Description	Lower Limit	Upper Limit	Measured	Unit	Verdict
Ref. Power 1MHz/1MHz cond.	---	---	8.02	dBm	INFO
Ref. Frequency	---	---	5311.600	MHz	INFO

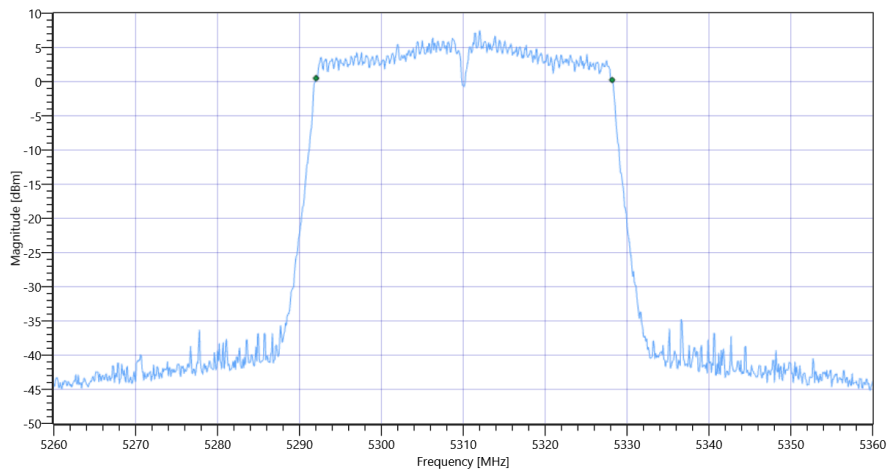
READ SA SETTINGS:

RefLevel [dBm] RefLevelOffset [dB] InpAtt [dB]	16.02 18.4 15
Start [MHz] Stop [MHz]	5260.000 5360.000
RBW [MHz] VBW [MHz]	0.500000 3.000000
Detector TraceMode	POS MAXH
Sweep: Time [ms] Count Points per Section Type	1 2500 1001 SWE

RESULT

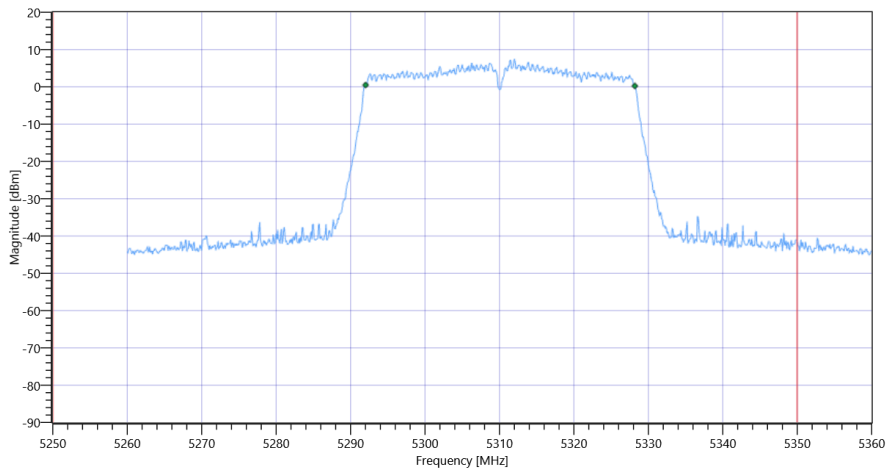
Test Description	Lower Limit	Upper Limit	Measured	Unit	Verdict
Bandwidth 99%	---	---	36.164	MHz	INFO
T1 99%	5250.000000	---	5292.0180	MHz	PASS since U-NII-1 is supported
T2 99%	---	5350.000000	5328.1818	MHz	PASS

Plot: Bandwidth only



FCC 15.407, ISED RSS247 # Bandwidths 99PCT and 26dB ~ WLAN5Gx ac-VHT40 mode U-NII-2A 99PCT

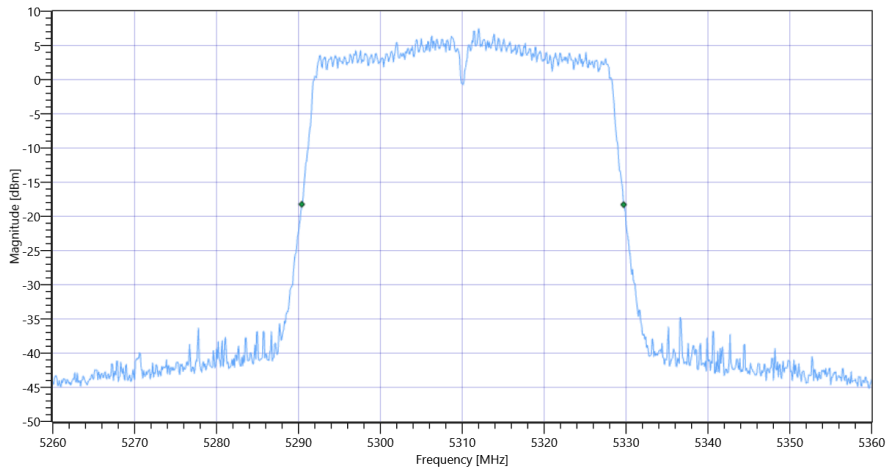
Plot: Bandwidth within Band



FCC 15.407, ISED RSS247 # Bandwidths 99PCT and 26dB ~ WLAN5Gx ac-VHT40 mode U-NII-2A

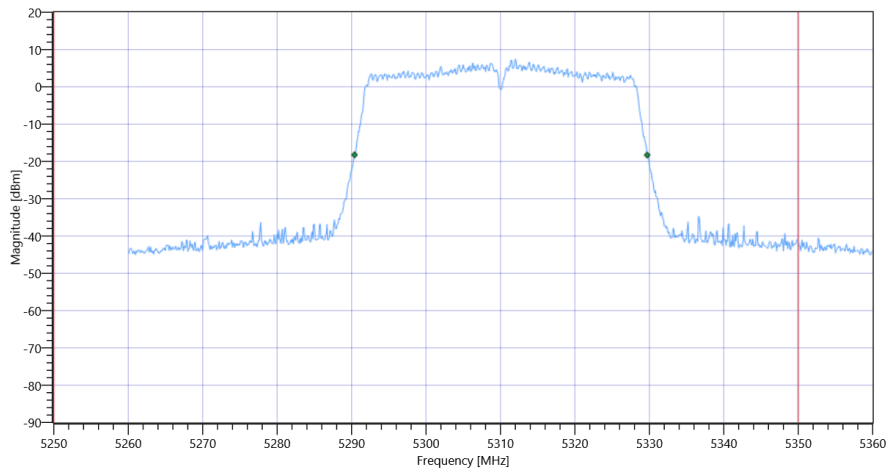
RESULT					
Test Description	Lower Limit	Upper Limit	Measured	Unit	Verdict
Bandwidth 20dB	---	---	39.3	MHz	INFO
T1 26dB	5250.000000	---	5290.4000	MHz	PASS since U-NII-1 is supported
T2 26dB	---	5350.000000	5329.7000	MHz	PASS

Plot: Bandwidth only



FCC 15.407, ISED RSS247 # Bandwidths 99PCT and 26dB ~ WLAN5Gx ac-VHT40 mode U-NII-2A 26dB

Plot: Bandwidth within Band



FCC 15.407, ISED RSS247 # Bandwidths 99PCT and 26dB ~ WLAN5Gx ac-VHT40 mode U-NII-2A

General verdict

PASS

FCC 15.407, ISED RSS247 # Bandwidths 99PCT and 26dB ~ WLAN5Gx ac-VHT40 mode U-NII-2C

Test References	
TC Start	18.07.2022 13:38:47
Ambit Temp [°C] Humidity [rel%]	27.7 30
System Version	3.2.0.2
Test Specification	FCC 15.407, ISED RSS247 -
Test Method	26dB Bandwidth KDB789033 D02, C.1 / ISED RSS-GEN
TC Version	0.0.1
My Description	FCC 15.407 Bandwidths - WLAN5Gx ac-VHT40 mode U-NII-2C
Add. Information	

EUT Common Settings WLAN5Gx	
Number of Antenna Ports	2
User Interaction	No
Device Class UNII_1	Client

Test Parameter	
Technology to test	WLAN5Gx ac-VHT40 mode
Antenna Port used	2
Temperature	nom
Voltage	nom
Frequency low to test	True Freq [MHz] 5510
Frequency mid to test	False Freq [MHz] 5590
Frequency high to test	False Freq [MHz] 5670
Auto Control enabled Power Supply Climatic Box	No No
Additional Path Loss [dB]	1.4
Switched Path	EUT - SignalingUnit - SpectrumAnalyzer

Test Equipment	
Signal analyzer,Rohde&Schwarz,FSV-40,1307.9002K40/101042,3.70	
Switch matrix,CTCadvanced,SPM-4 NI DAQ,28016133,NI	

Test at TX 5510 MHz

RESULT: Reference Power cond.

Test Description	Lower Limit	Upper Limit	Measured	Unit	Verdict
Ref. Power 1MHz/1MHz cond.	---	---	10.43	dBm	INFO
Ref. Frequency	---	---	5505.800	MHz	INFO

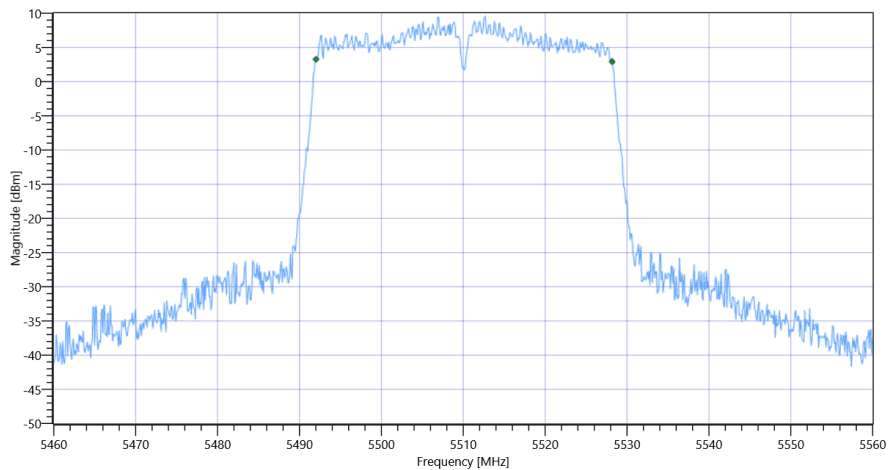
READ SA SETTINGS:

RefLevel [dBm] RefLevelOffset [dB] InpAtt [dB]	18.43 18.49 15
Start [MHz] Stop [MHz]	5460.000 5560.000
RBW [MHz] VBW [MHz]	0.500000 3.000000
Detector TraceMode	POS MAXH
Sweep: Time [ms] Count Points per Section Type	1 2500 1001 SWE

RESULT

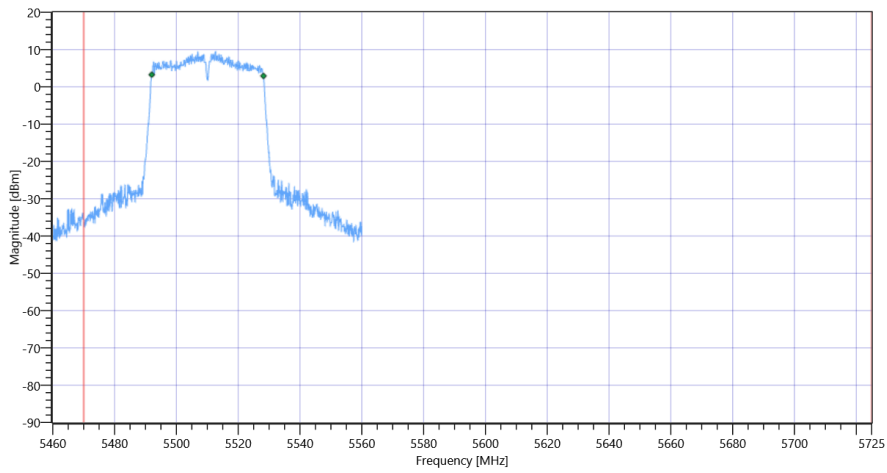
Test Description	Lower Limit	Upper Limit	Measured	Unit	Verdict
Bandwidth 99%	---	---	36.164	MHz	INFO
T1 99%	5470.000000	---	5492.0180	MHz	PASS since U-NII-3 is supported
T2 99%	---	5725.000000	5528.1818	MHz	

Plot: Bandwidth only



FCC 15.407, ISED RSS247 # Bandwidths 99PCT and 26dB ~ WLAN5Gx ac-VHT40 mode U-NII-2C 99PCT

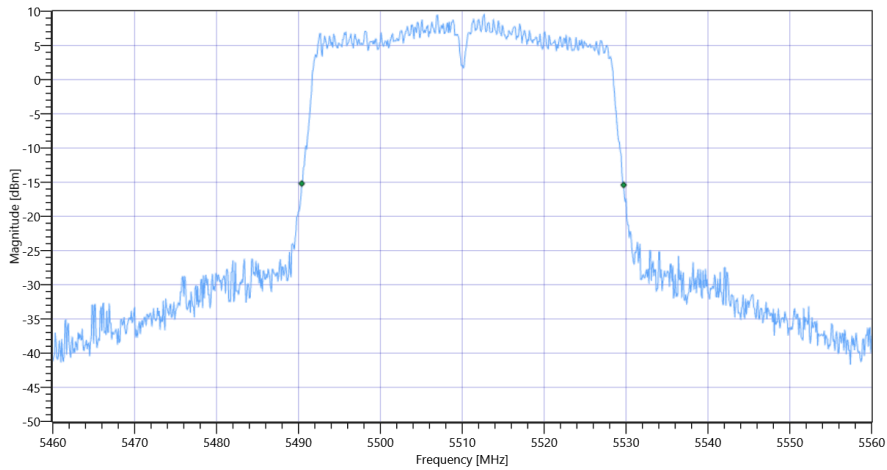
Plot: Bandwidth within Band



FCC 15.407, ISED RSS247 # Bandwidths 99PCT and 26dB ~ WLAN5Gx ac-VHT40 mode U-NII-2C

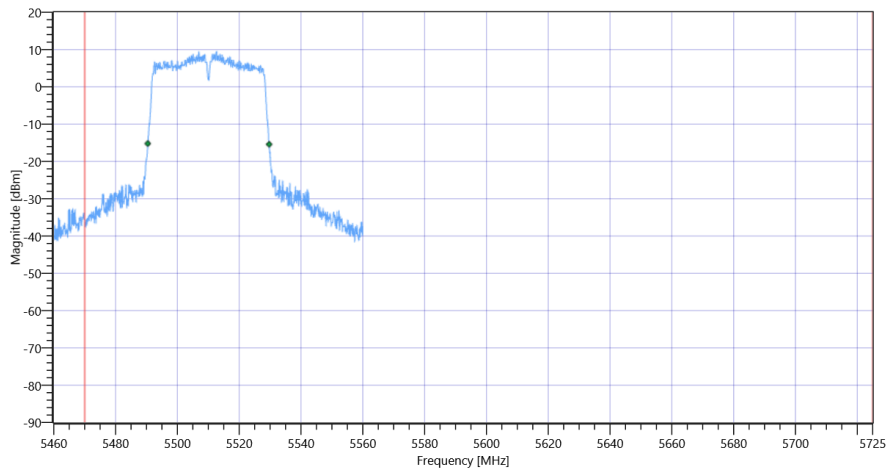
RESULT					
Test Description	Lower Limit	Upper Limit	Measured	Unit	Verdict
Bandwidth 20dB	---	---	39.3	MHz	INFO
T1 26dB	5470.000000	---	5490.4000	MHz	PASS since U-NII-3 is supported
T2 26dB	---	5725.000000	5529.7000	MHz	

Plot: Bandwidth only



FCC 15.407, ISED RSS247 # Bandwidths 99PCT and 26dB ~ WLAN5Gx ac-VHT40 mode U-NII-2C 26dB

Plot: Bandwidth within Band



FCC 15.407, ISED RSS247 # Bandwidths 99PCT and 26dB ~ WLAN5Gx ac-VHT40 mode U-NII-2C

General verdict

PASS

FCC 15.407, ISED RSS247 # Bandwidths 99PCT and 26dB ~ WLAN5Gx ac-VHT40 mode U-NII-2C

Test References	
TC Start	18.07.2022 13:44:27
Ambit Temp [°C] Humidity [rel%]	27.7 30
System Version	3.2.0.2
Test Specification	FCC 15.407, ISED RSS247 -
Test Method	26dB Bandwidth KDB789033 D02, C.1 / ISED RSS-GEN
TC Version	0.0.1
My Description	FCC 15.407 Bandwidths - WLAN5Gx ac-VHT40 mode U-NII-2C
Add. Information	

EUT Common Settings WLAN5Gx	
Number of Antenna Ports	2
User Interaction	No
Device Class UNII_1	Client

Test Parameter	
Technology to test	WLAN5Gx ac-VHT40 mode
Antenna Port used	2
Temperature	nom
Voltage	nom
Frequency low to test	False Freq [MHz] 5510
Frequency mid to test	True Freq [MHz] 5590
Frequency high to test	False Freq [MHz] 5670
Auto Control enabled Power Supply Climatic Box	No No
Additional Path Loss [dB]	1.4
Switched Path	EUT - SignalingUnit - SpectrumAnalyzer

Test Equipment	
Signal analyzer,Rohde&Schwarz,FSV-40,1307.9002K40/101042,3.70	
Switch matrix,CTCadvanced,SPM-4 NI DAQ,28016133,NI	

Test at TX 5590 MHz

RESULT: Reference Power cond.

Test Description	Lower Limit	Upper Limit	Measured	Unit	Verdict
Ref. Power 1MHz/1MHz cond.	---	---	10.73	dBm	INFO
Ref. Frequency	---	---	5586.200	MHz	INFO

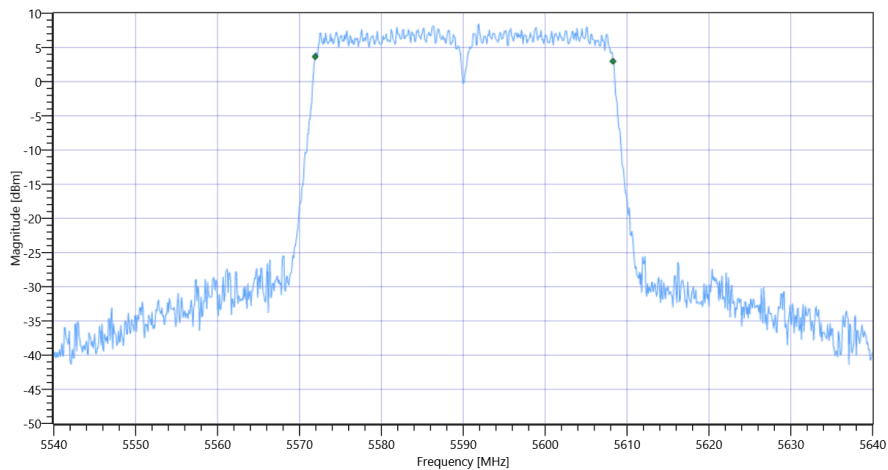
READ SA SETTINGS:

RefLevel [dBm] RefLevelOffset [dB] InpAtt [dB]	18.73 19.02 15
Start [MHz] Stop [MHz]	5540.000 5640.000
RBW [MHz] VBW [MHz]	0.500000 3.000000
Detector TraceMode	POS MAXH
Sweep: Time [ms] Count Points per Section Type	1 2500 1001 SWE

RESULT

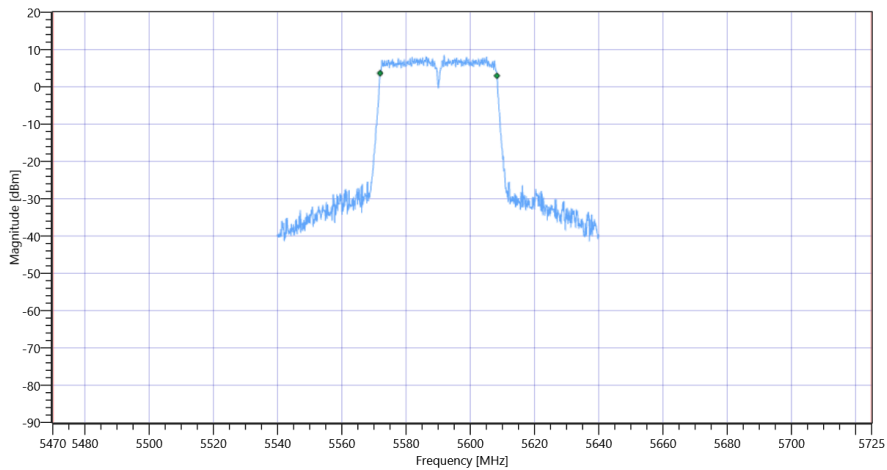
Test Description	Lower Limit	Upper Limit	Measured	Unit	Verdict
Bandwidth 99%	---	---	36.364	MHz	INFO
T1 99%	5470.000000	---	5571.9181	MHz	PASS since U-NII-3 is supported
T2 99%	---	5725.000000	5608.2817	MHz	

Plot: Bandwidth only



FCC 15.407, ISED RSS247 # Bandwidths 99PCT and 26dB ~ WLAN5Gx ac-VHT40 mode U-NII-2C 99PCT

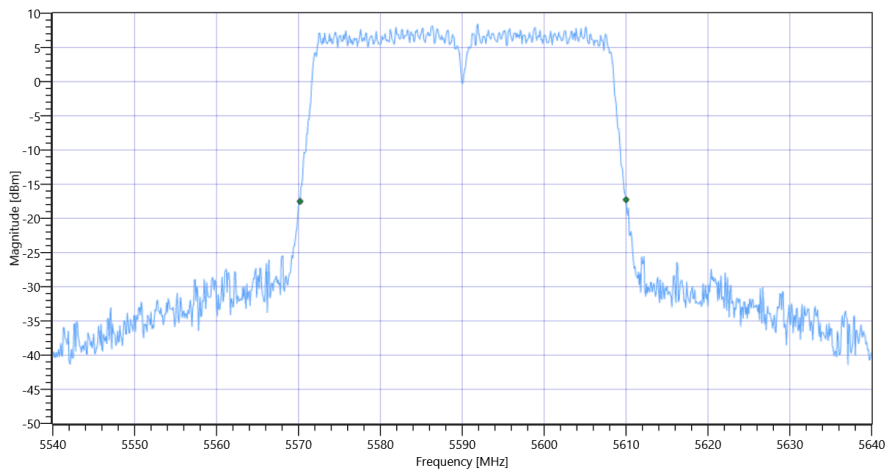
Plot: Bandwidth within Band



FCC 15.407, ISED RSS247 # Bandwidths 99PCT and 26dB ~ WLAN5Gx ac-VHT40 mode U-NII-2C

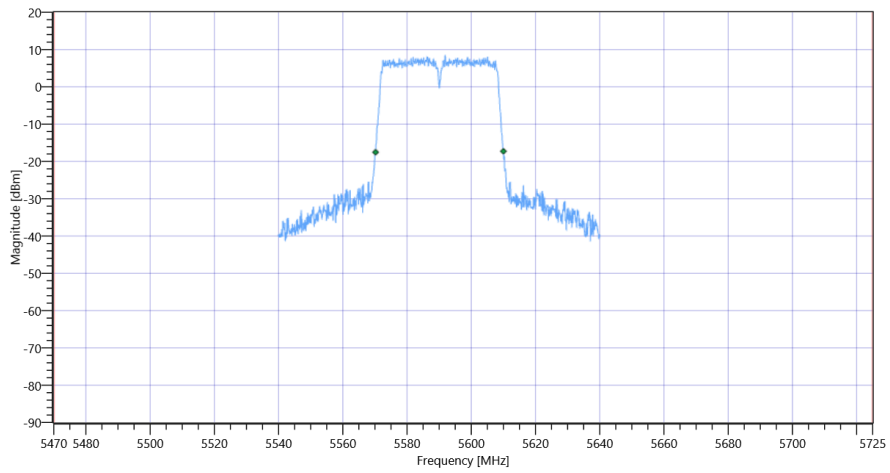
RESULT					
Test Description	Lower Limit	Upper Limit	Measured	Unit	Verdict
Bandwidth 20dB	---	---	39.8	MHz	INFO
T1 26dB	5470.000000	---	5570.2000	MHz	PASS since U-NII-3 is supported
T2 26dB	---	5725.000000	5610.0000	MHz	

Plot: Bandwidth only



FCC 15.407, ISED RSS247 # Bandwidths 99PCT and 26dB ~ WLAN5Gx ac-VHT40 mode U-NII-2C 26dB

Plot: Bandwidth within Band



FCC 15.407, ISED RSS247 # Bandwidths 99PCT and 26dB ~ WLAN5Gx ac-VHT40 mode U-NII-2C

General verdict

PASS

FCC 15.407, ISED RSS247 # Bandwidths 99PCT and 26dB ~ WLAN5Gx ac-VHT40 mode U-NII-2C

Test References	
TC Start	18.07.2022 13:50:10
Ambit Temp [°C] Humidity [rel%]	27.8 30
System Version	3.2.0.2
Test Specification	FCC 15.407, ISED RSS247 -
Test Method	26dB Bandwidth KDB789033 D02, C.1 / ISED RSS-GEN
TC Version	0.0.1
My Description	FCC 15.407 Bandwidths - WLAN5Gx ac-VHT40 mode U-NII-2C
Add. Information	

EUT Common Settings WLAN5Gx	
Number of Antenna Ports	2
User Interaction	No
Device Class UNII_1	Client

Test Parameter	
Technology to test	WLAN5Gx ac-VHT40 mode
Antenna Port used	2
Temperature	nom
Voltage	nom
Frequency low to test	False Freq [MHz] 5510
Frequency mid to test	False Freq [MHz] 5590
Frequency high to test	True Freq [MHz] 5670
Auto Control enabled Power Supply Climatic Box	No No
Additional Path Loss [dB]	1.4
Switched Path	EUT - SignalingUnit - SpectrumAnalyzer

Test Equipment	
Signal analyzer,Rohde&Schwarz,FSV-40,1307.9002K40/101042,3.70	
Switch matrix,CTCadvanced,SPM-4 NI DAQ,28016133,NI	

Test at TX 5670 MHz

RESULT: Reference Power cond.

Test Description	Lower Limit	Upper Limit	Measured	Unit	Verdict
Ref. Power 1MHz/1MHz cond.	---	---	9.48	dBm	INFO
Ref. Frequency	---	---	5657.810	MHz	INFO

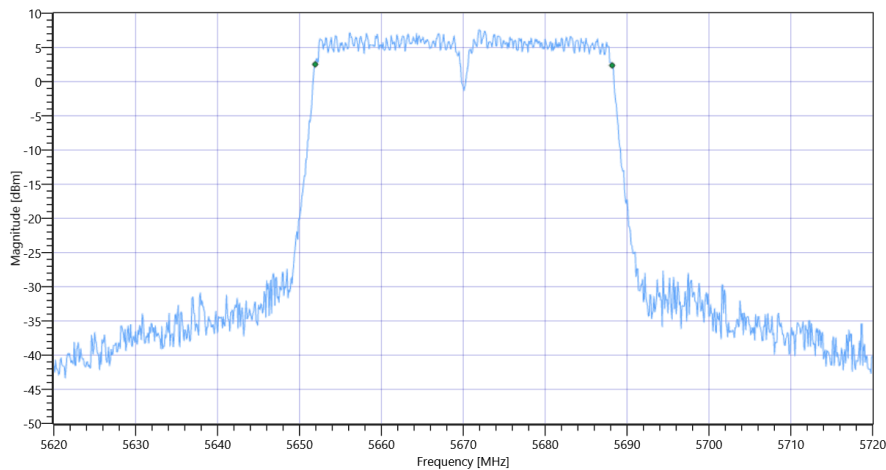
READ SA SETTINGS:

RefLevel [dBm] RefLevelOffset [dB] InpAtt [dB]	17.48 18.67 15
Start [MHz] Stop [MHz]	5620.000 5720.000
RBW [MHz] VBW [MHz]	0.500000 3.000000
Detector TraceMode	POS MAXH
Sweep: Time [ms] Count Points per Section Type	1 2500 1001 SWE

RESULT

Test Description	Lower Limit	Upper Limit	Measured	Unit	Verdict
Bandwidth 99%	---	---	36.264	MHz	INFO
T1 99%	5470.000000	---	5651.9181	MHz	PASS since U-NII-3 is supported
T2 99%	---	5725.000000	5688.1818	MHz	

Plot: Bandwidth only



FCC 15.407, ISED RSS247 # Bandwidths 99PCT and 26dB ~ WLAN5Gx ac-VHT40 mode U-NII-2C 99PCT

Plot: Bandwidth within Band