

# Measurement Results

No.1-4095/22-01-05\_Annex\_MR\_A3

---

## Test logging

This document is electronically signed and valid without handwritten signature.  
For verification of the electronic signatures, the public keys can be requested at the testing laboratory.

Document authorized: \_\_\_\_\_

Test/s performed: \_\_\_\_\_

p.o. \_\_\_\_\_

**Michael Dorongovski**  
Lab Manager  
Radio Communications

**Andreas Kurzkurt**  
Testing Manager  
Radio Communications

## Table of Content

EUT Information	4
FCC 15.407, ISED RSS247 # Bandwidths 99PCT and 26dB ~ WLAN5Gx ac-VHT20 mode U-NII-2A	5
FCC 15.407, ISED RSS247 # Bandwidths 99PCT and 26dB ~ WLAN5Gx ac-VHT20 mode U-NII-2A	9
FCC 15.407, ISED RSS247 # Bandwidths 99PCT and 26dB ~ WLAN5Gx ac-VHT20 mode U-NII-2A	13
FCC 15.407, ISED RSS247 # Bandwidths 99PCT and 26dB ~ WLAN5Gx ac-VHT20 mode U-NII-2C	17
FCC 15.407, ISED RSS247 # Bandwidths 99PCT and 26dB ~ WLAN5Gx ac-VHT20 mode U-NII-2C	21
FCC 15.407, ISED RSS247 # Bandwidths 99PCT and 26dB ~ WLAN5Gx ac-VHT20 mode U-NII-2C	25
FCC 15.407, ISED RSS247 # Bandwidths 99PCT and 26dB ~ WLAN5Gx ac-VHT20 mode U-NII-3	29
FCC 15.407, ISED RSS247 # Bandwidths 99PCT and 26dB ~ WLAN5Gx ac-VHT20 mode U-NII-3	33
FCC 15.407, ISED RSS247 # Bandwidths 99PCT and 26dB ~ WLAN5Gx ac-VHT20 mode U-NII-3	37
FCC 15.407, ISED RSS247 # Bandwidths 99PCT and 26dB ~ WLAN5Gx ac-VHT20 mode U-NII-2A	41
FCC 15.407, ISED RSS247 # Bandwidths 99PCT and 26dB ~ WLAN5Gx ac-VHT20 mode U-NII-2A	45
FCC 15.407, ISED RSS247 # Bandwidths 99PCT and 26dB ~ WLAN5Gx ac-VHT20 mode U-NII-2A	49
FCC 15.407, ISED RSS247 # Bandwidths 99PCT and 26dB ~ WLAN5Gx ac-VHT20 mode U-NII-2C	53
FCC 15.407, ISED RSS247 # Bandwidths 99PCT and 26dB ~ WLAN5Gx ac-VHT20 mode U-NII-2C	57
FCC 15.407, ISED RSS247 # Bandwidths 99PCT and 26dB ~ WLAN5Gx ac-VHT20 mode U-NII-2C	61
FCC 15.407, ISED RSS247 # Bandwidths 99PCT and 26dB ~ WLAN5Gx ac-VHT20 mode U-NII-3	65
FCC 15.407, ISED RSS247 # Bandwidths 99PCT and 26dB ~ WLAN5Gx ac-VHT20 mode U-NII-3	69
FCC 15.407, ISED RSS247 # Bandwidths 99PCT and 26dB ~ WLAN5Gx ac-VHT20 mode U-NII-3	73
FCC 15.407, ISED RSS247 # Bandwidths 99PCT and 26dB ~ WLAN5Gx ac-VHT20 mode U-NII-1	77
FCC 15.407, ISED RSS247 # Bandwidths 99PCT and 26dB ~ WLAN5Gx ac-VHT20 mode U-NII-1	81
FCC 15.407, ISED RSS247 # Bandwidths 99PCT and 26dB ~ WLAN5Gx ac-VHT20 mode U-NII-1	85
FCC 15.407, ISED RSS247 # Bandwidths 99PCT and 26dB ~ WLAN5Gx ac-VHT20 mode U-NII-1	89
FCC 15.407, ISED RSS247 # Bandwidths 99PCT and 26dB ~ WLAN5Gx ac-VHT20 mode U-NII-1	93
FCC 15.407, ISED RSS247 # Bandwidths 99PCT and 26dB ~ WLAN5Gx ac-VHT20 mode U-NII-1	97
FCC 15.247 # Max output power and psd ~ WLAN5Gx ac-VHT20 mode U-NII-2A	101
FCC 15.247 # Max output power and psd ~ WLAN5Gx ac-VHT20 mode U-NII-2A	105
FCC 15.247 # Max output power and psd ~ WLAN5Gx ac-VHT20 mode U-NII-2A	109
FCC 15.247 # Max output power and psd ~ WLAN5Gx ac-VHT20 mode U-NII-2C	113
FCC 15.247 # Max output power and psd ~ WLAN5Gx ac-VHT20 mode U-NII-2C	117
FCC 15.247 # Max output power and psd ~ WLAN5Gx ac-VHT20 mode U-NII-2C	121
FCC 15.247 # Max output power and psd ~ WLAN5Gx ac-VHT20 mode U-NII-3	125
FCC 15.247 # Max output power and psd ~ WLAN5Gx ac-VHT20 mode U-NII-3	129
FCC 15.247 # Max output power and psd ~ WLAN5Gx ac-VHT20 mode U-NII-3	133
FCC 15.247 # Max output power and psd ~ WLAN5Gx ac-VHT20 mode U-NII-2A	137
FCC 15.247 # Max output power and psd ~ WLAN5Gx ac-VHT20 mode U-NII-2A	141
FCC 15.247 # Max output power and psd ~ WLAN5Gx ac-VHT20 mode U-NII-2A	145
FCC 15.247 # Max output power and psd ~ WLAN5Gx ac-VHT20 mode U-NII-2C	149
FCC 15.247 # Max output power and psd ~ WLAN5Gx ac-VHT20 mode U-NII-2C	153
FCC 15.247 # Max output power and psd ~ WLAN5Gx ac-VHT20 mode U-NII-2C	157
FCC 15.247 # Max output power and psd ~ WLAN5Gx ac-VHT20 mode U-NII-3	161
FCC 15.247 # Max output power and psd ~ WLAN5Gx ac-VHT20 mode U-NII-3	165
FCC 15.247 # Max output power and psd ~ WLAN5Gx ac-VHT20 mode U-NII-3	169

FCC 15.247 # Max output power and psd ~ WLAN5Gx ac-VHT20 mode U-NII-1	173
FCC 15.247 # Max output power and psd ~ WLAN5Gx ac-VHT20 mode U-NII-1	177
FCC 15.247 # Max output power and psd ~ WLAN5Gx ac-VHT20 mode U-NII-1	181
FCC 15.247 # Max output power and psd ~ WLAN5Gx ac-VHT20 mode U-NII-1	185
FCC 15.247 # Max output power and psd ~ WLAN5Gx ac-VHT20 mode U-NII-1	189
FCC 15.247 # Max output power and psd ~ WLAN5Gx ac-VHT20 mode U-NII-1	193
FCC 15.407, ISED RSS247 # Minimum emission bandwidth ~ WLAN5Gx ac-VHT20 mode U-NII-3	197
FCC 15.407, ISED RSS247 # Minimum emission bandwidth ~ WLAN5Gx ac-VHT20 mode U-NII-3	199
FCC 15.407, ISED RSS247 # Minimum emission bandwidth ~ WLAN5Gx ac-VHT20 mode U-NII-3	201
FCC 15.407, ISED RSS247 # Minimum emission bandwidth ~ WLAN5Gx ac-VHT20 mode U-NII-3	203
FCC 15.407, ISED RSS247 # Minimum emission bandwidth ~ WLAN5Gx ac-VHT20 mode U-NII-3	205
FCC 15.407, ISED RSS247 # Minimum emission bandwidth ~ WLAN5Gx ac-VHT20 mode U-NII-3	207

## EUT Information

EUT DEFINITION	
Manufacturer	Sagemcom
Type	DIW377 ALT US
Serial Number	622172052818
Setup Number	1.0
Version SW	NI
Version FW	NI
Version HW	NI
Comment 1	
Comment 2	
Temperature [°C] Min	-5
Temperature [°C] Nom	20
Temperature [°C] Max	45
Voltage [V] Min	110
Voltage [V] Nom	115
Voltage [V] Max	127

## FCC 15.407, ISED RSS247 # Bandwidths 99PCT and 26dB ~ WLAN5Gx ac-VHT20 mode U-NII-2A

Test References	
TC Start	14.07.2022 14:22:44
Ambit Temp [°C]   Humidity [rel%]	27.5   42
System Version	3.2.0.2
Test Specification	FCC 15.407, ISED RSS247 -
Test Method	26dB Bandwidth KDB789033 D02, C.1 / ISED RSS-GEN
TC Version	0.0.1
My Description	FCC 15.407 Bandwidths - WLAN5Gx ac-VHT20 mode U-NII-2A
Add. Information	

EUT Common Settings WLAN5Gx	
Number of Antenna Ports	2
User Interaction	No
Device Class UNII_1	Client

Test Parameter	
Technology to test	WLAN5Gx ac-VHT20 mode
Antenna Port used	1
Temperature	nom
Voltage	nom
Frequency low to test	True   Freq [MHz] 5260
Frequency mid to test	False   Freq [MHz] 5280
Frequency high to test	False   Freq [MHz] 5320
Auto Control enabled Power Supply   Climatic Box	No   No
Additional Path Loss [dB]	1.4
Switched Path	EUT - SignalingUnit - SpectrumAnalyzer

Test Equipment	
Signal analyzer,Rohde&Schwarz,FSV-40,1307.9002K40/101042,3.70	
Switch matrix,CTCadvanced,SPM-4 NI DAQ,28016133,NI	

## Test at TX 5260 MHz

### RESULT: Reference Power cond.

Test Description	Lower Limit	Upper Limit	Measured	Unit	Verdict
Ref. Power 1MHz/1MHz cond.	---	---	13.25	dBm	INFO
Ref. Frequency	---	---	5261.600	MHz	INFO

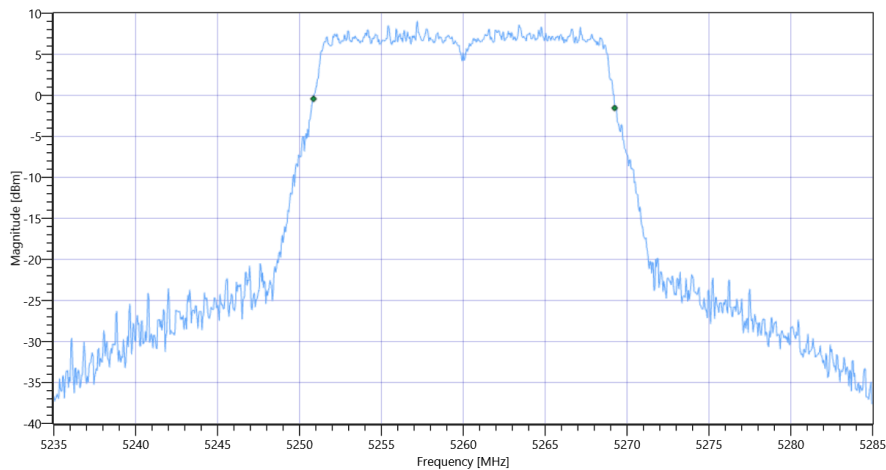
### READ SA SETTINGS:

RefLevel [dBm]   RefLevelOffset [dB]   InpAtt [dB]	21.25   18.82   20
Start [MHz]   Stop [MHz]	5235.000   5285.000
RBW [MHz]   VBW [MHz]	0.300000   1.000000
Detector   TraceMode	POS   MAXH
Sweep: Time [ms]   Count   Points per Section   Type	1   2500   1001   SWE

### RESULT

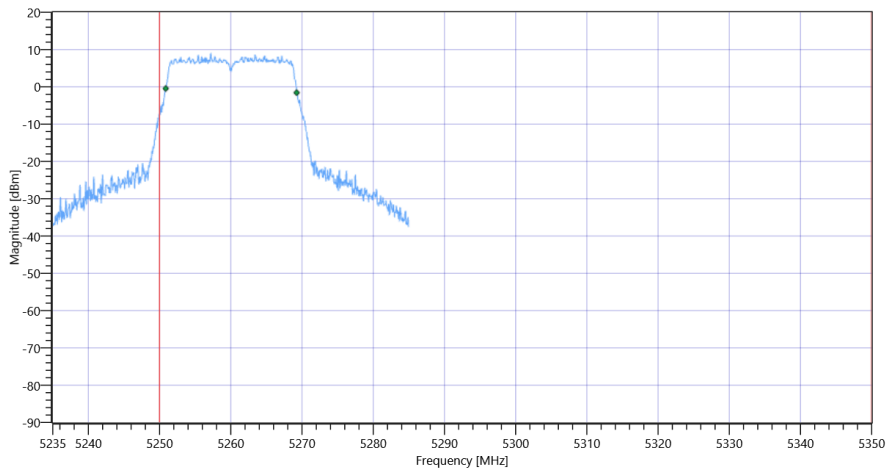
Test Description	Lower Limit	Upper Limit	Measured	Unit	Verdict
Bandwidth 99%	---	---	18.382	MHz	INFO
T1 99%	5250.000000	---	5250.8591	MHz	PASS since U-NII-1 is supported
T2 99%	---	5350.000000	5269.2408	MHz	PASS

### Plot: Bandwidth only



FCC 15.407, ISED RSS247 # Bandwidths 99PCT and 26dB ~ WLAN5Gx ac-VHT20 mode U-NII-2A 99PCT

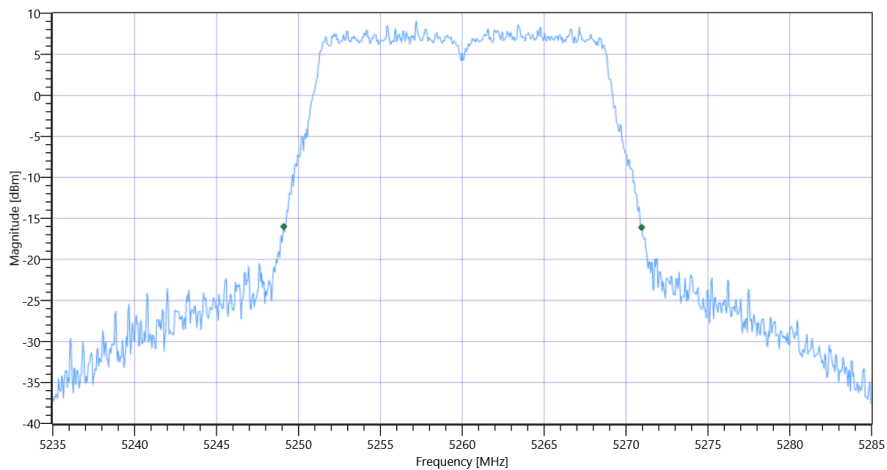
### Plot: Bandwidth within Band



FCC 15.407, ISED RSS247 # Bandwidths 99PCT and 26dB ~ WLAN5Gx ac-VHT20 mode U-NII-2A

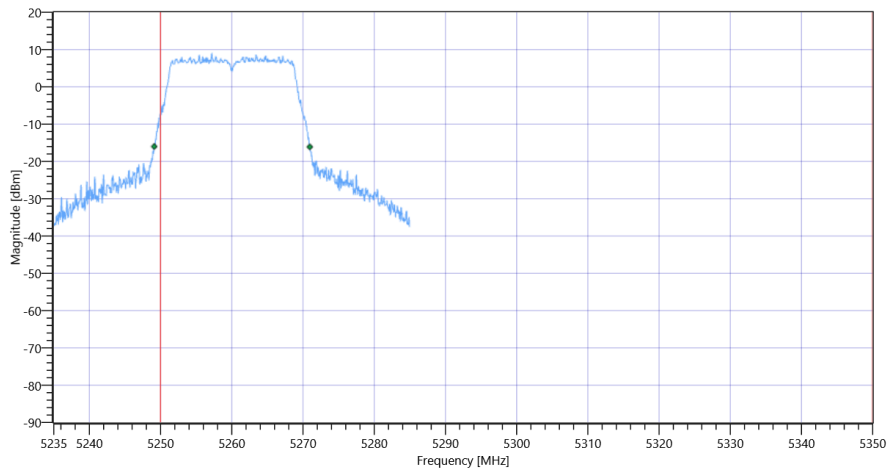
RESULT					
Test Description	Lower Limit	Upper Limit	Measured	Unit	Verdict
Bandwidth 20dB	---	---	21.85	MHz	INFO
T1 26dB	5250.000000	---	5249.1000	MHz	PASS since U-NII-1 is supported
T2 26dB	---	5350.000000	5270.9500	MHz	PASS

Plot: Bandwidth only



FCC 15.407, ISED RSS247 # Bandwidths 99PCT and 26dB ~ WLAN5Gx ac-VHT20 mode U-NII-2A 26dB

Plot: Bandwidth within Band



FCC 15.407, ISED RSS247 # Bandwidths 99PCT and 26dB ~ WLAN5Gx ac-VHT20 mode U-NII-2A

General verdict

PASS



## FCC 15.407, ISED RSS247 # Bandwidths 99PCT and 26dB ~ WLAN5Gx ac-VHT20 mode U-NII-2A

Test References	
TC Start	14.07.2022 14:28:46
Ambit Temp [°C]   Humidity [rel%]	27.5   42
System Version	3.2.0.2
Test Specification	FCC 15.407, ISED RSS247 -
Test Method	26dB Bandwidth KDB789033 D02, C.1 / ISED RSS-GEN
TC Version	0.0.1
My Description	FCC 15.407 Bandwidths - WLAN5Gx ac-VHT20 mode U-NII-2A
Add. Information	

EUT Common Settings WLAN5Gx	
Number of Antenna Ports	2
User Interaction	No
Device Class UNII_1	Client

Test Parameter	
Technology to test	WLAN5Gx ac-VHT20 mode
Antenna Port used	1
Temperature	nom
Voltage	nom
Frequency low to test	False   Freq [MHz] 5260
Frequency mid to test	True   Freq [MHz] 5280
Frequency high to test	False   Freq [MHz] 5320
Auto Control enabled Power Supply   Climatic Box	No   No
Additional Path Loss [dB]	1.4
Switched Path	EUT - SignalingUnit - SpectrumAnalyzer

Test Equipment	
Signal analyzer,Rohde&Schwarz,FSV-40,1307.9002K40/101042,3.70	
Switch matrix,CTCadvanced,SPM-4 NI DAQ,28016133,NI	

## Test at TX 5280 MHz

### RESULT: Reference Power cond.

Test Description	Lower Limit	Upper Limit	Measured	Unit	Verdict
Ref. Power 1MHz/1MHz cond.	---	---	13.38	dBm	INFO
Ref. Frequency	---	---	5276.400	MHz	INFO

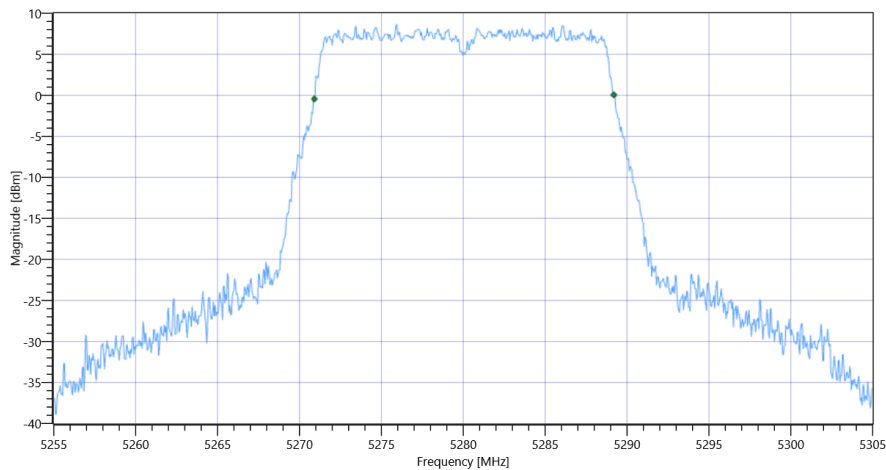
### READ SA SETTINGS:

RefLevel [dBm]   RefLevelOffset [dB]   InpAtt [dB]	21.38   18.69   20
Start [MHz]   Stop [MHz]	5255.000   5305.000
RBW [MHz]   VBW [MHz]	0.300000   1.000000
Detector   TraceMode	POS   MAXH
Sweep: Time [ms]   Count   Points per Section   Type	1   2500   1001   SWE

### RESULT

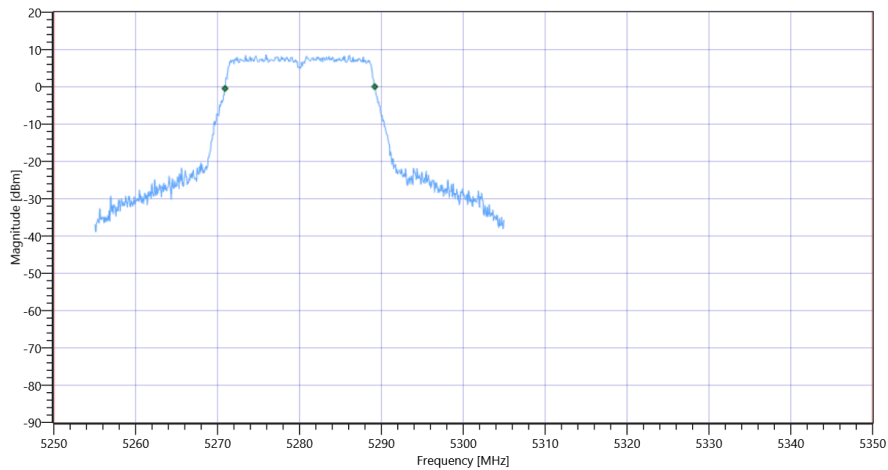
Test Description	Lower Limit	Upper Limit	Measured	Unit	Verdict
Bandwidth 99%	---	---	18.282	MHz	INFO
T1 99%	5250.000000	---	5270.9091	MHz	PASS since U-NII-1 is supported
T2 99%	---	5350.000000	5289.1908	MHz	PASS

### Plot: Bandwidth only



FCC 15.407, ISED RSS247 # Bandwidths 99PCT and 26dB ~ WLAN5Gx ac-VHT20 mode U-NII-2A 99PCT

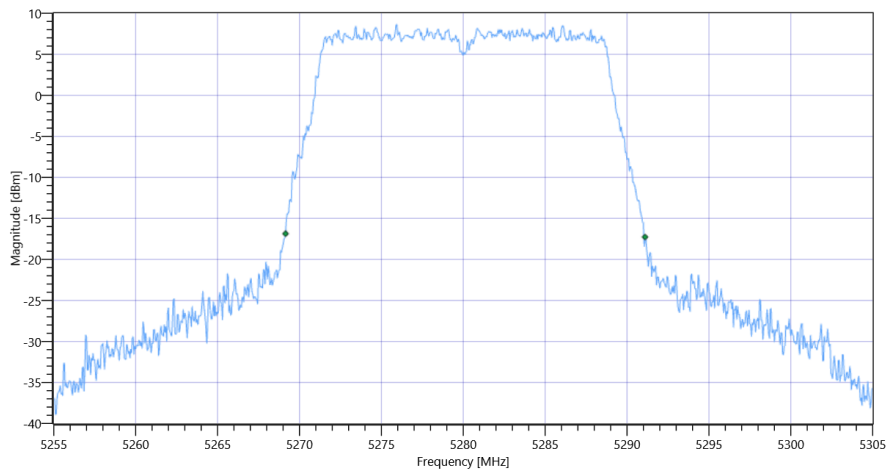
### Plot: Bandwidth within Band



FCC 15.407, ISED RSS247 # Bandwidths 99PCT and 26dB ~ WLAN5Gx ac-VHT20 mode U-NII-2A

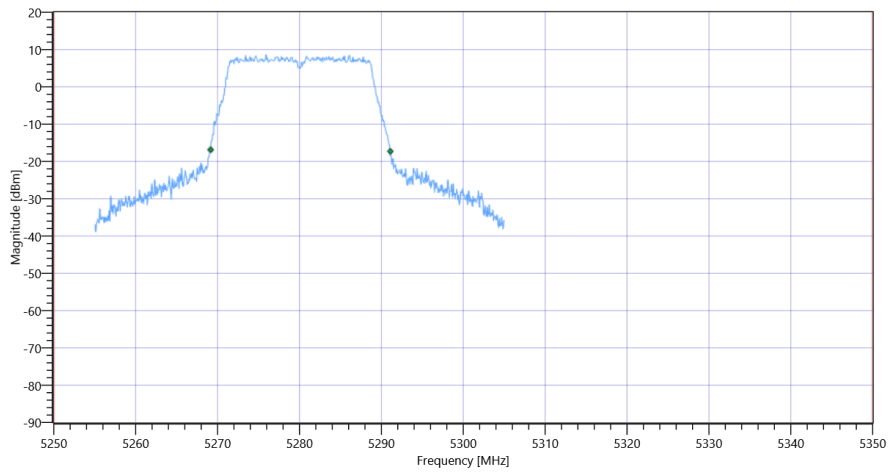
RESULT					
Test Description	Lower Limit	Upper Limit	Measured	Unit	Verdict
Bandwidth 20dB	---	---	21.95	MHz	INFO
T1 26dB	5250.000000	---	5269.1500	MHz	PASS since U-NII-1 is supported
T2 26dB	---	5350.000000	5291.1000	MHz	PASS

Plot: Bandwidth only



FCC 15.407, ISED RSS247 # Bandwidths 99PCT and 26dB ~ WLAN5Gx ac-VHT20 mode U-NII-2A 26dB

Plot: Bandwidth within Band



FCC 15.407, ISED RSS247 # Bandwidths 99PCT and 26dB ~ WLAN5Gx ac-VHT20 mode U-NII-2A

General verdict

PASS

## FCC 15.407, ISED RSS247 # Bandwidths 99PCT and 26dB ~ WLAN5Gx ac-VHT20 mode U-NII-2A

Test References	
TC Start	14.07.2022 14:33:51
Ambit Temp [°C]   Humidity [rel%]	27.5   42
System Version	3.2.0.2
Test Specification	FCC 15.407, ISED RSS247 -
Test Method	26dB Bandwidth KDB789033 D02, C.1 / ISED RSS-GEN
TC Version	0.0.1
My Description	FCC 15.407 Bandwidths - WLAN5Gx ac-VHT20 mode U-NII-2A
Add. Information	

EUT Common Settings WLAN5Gx	
Number of Antenna Ports	2
User Interaction	No
Device Class UNII_1	Client

Test Parameter	
Technology to test	WLAN5Gx ac-VHT20 mode
Antenna Port used	1
Temperature	nom
Voltage	nom
Frequency low to test	False   Freq [MHz] 5260
Frequency mid to test	False   Freq [MHz] 5280
Frequency high to test	True   Freq [MHz] 5320
Auto Control enabled Power Supply   Climatic Box	No   No
Additional Path Loss [dB]	1.4
Switched Path	EUT - SignalingUnit - SpectrumAnalyzer

Test Equipment	
Signal analyzer,Rohde&Schwarz,FSV-40,1307.9002K40/101042,3.70	
Switch matrix,CTCadvanced,SPM-4 NI DAQ,28016133,NI	

## Test at TX 5320 MHz

### RESULT: Reference Power cond.

Test Description	Lower Limit	Upper Limit	Measured	Unit	Verdict
Ref. Power 1MHz/1MHz cond.	---	---	13.54	dBm	INFO
Ref. Frequency	---	---	5318.800	MHz	INFO

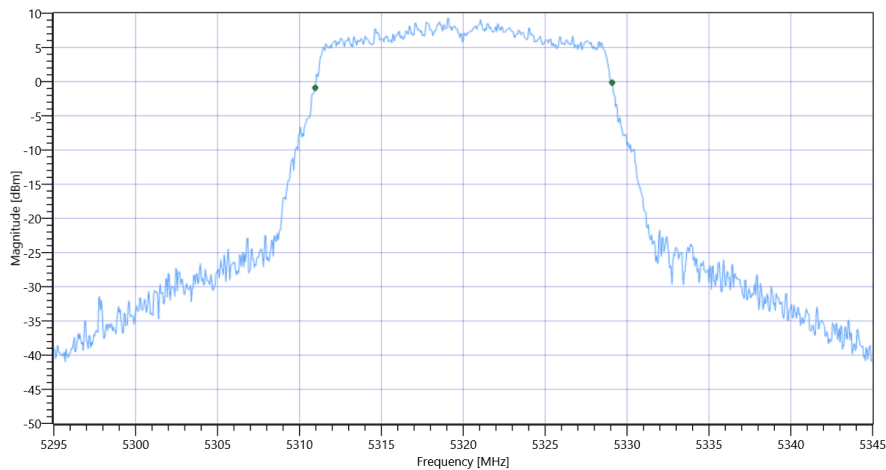
### READ SA SETTINGS:

RefLevel [dBm]   RefLevelOffset [dB]   InpAtt [dB]	21.54   18.41   20
Start [MHz]   Stop [MHz]	5295.000   5345.000
RBW [MHz]   VBW [MHz]	0.300000   1.000000
Detector   TraceMode	POS   MAXH
Sweep: Time [ms]   Count   Points per Section   Type	1   2500   1001   SWE

### RESULT

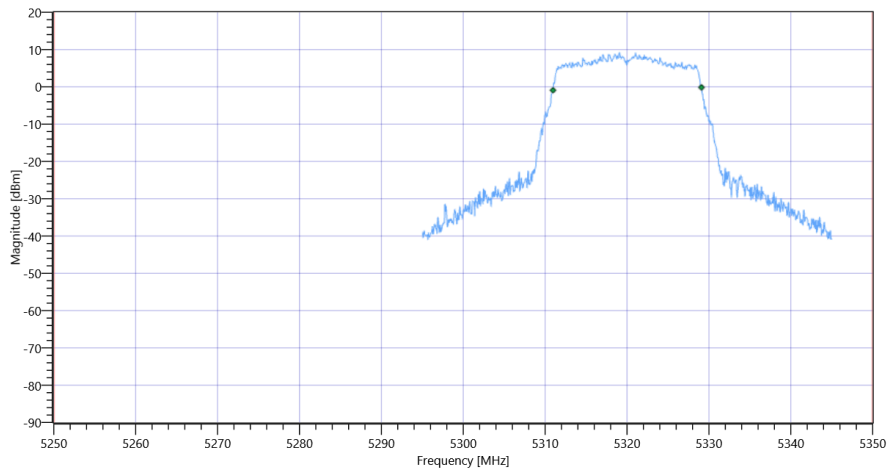
Test Description	Lower Limit	Upper Limit	Measured	Unit	Verdict
Bandwidth 99%	---	---	18.132	MHz	INFO
T1 99%	5250.000000	---	5310.9590	MHz	PASS since U-NII-1 is supported
T2 99%	---	5350.000000	5329.0909	MHz	PASS

### Plot: Bandwidth only



FCC 15.407, ISED RSS247 # Bandwidths 99PCT and 26dB ~ WLAN5Gx ac-VHT20 mode U-NII-2A 99PCT

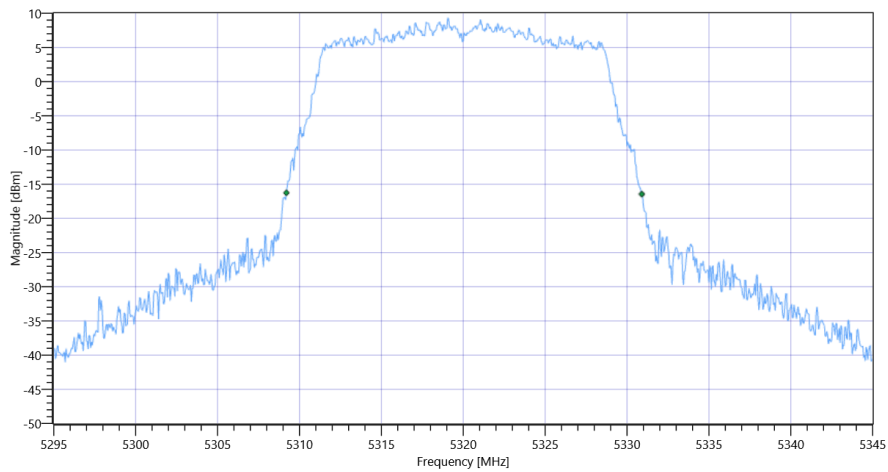
### Plot: Bandwidth within Band



FCC 15.407, ISED RSS247 # Bandwidths 99PCT and 26dB ~ WLAN5Gx ac-VHT20 mode U-NII-2A

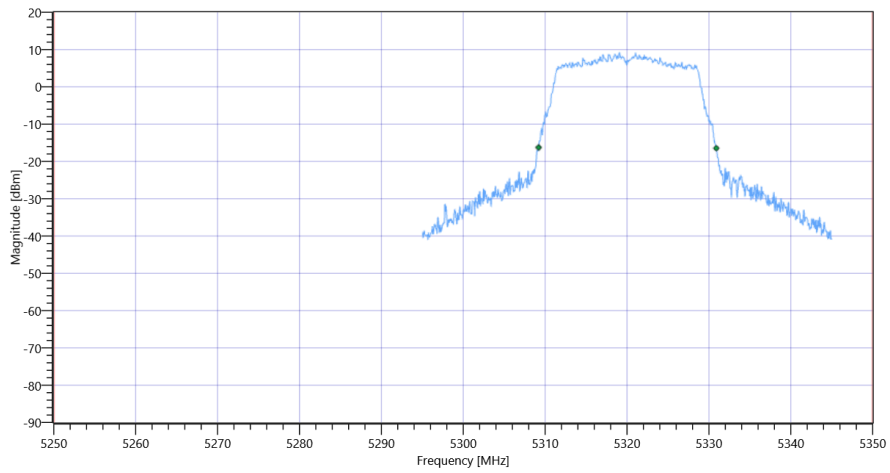
RESULT					
Test Description	Lower Limit	Upper Limit	Measured	Unit	Verdict
Bandwidth 20dB	---	---	21.7	MHz	INFO
T1 26dB	5250.000000	---	5309.2000	MHz	PASS since U-NII-1 is supported
T2 26dB	---	5335.000000	5330.9000	MHz	PASS

Plot: Bandwidth only



FCC 15.407, ISED RSS247 # Bandwidths 99PCT and 26dB ~ WLAN5Gx ac-VHT20 mode U-NII-2A 26dB

Plot: Bandwidth within Band



FCC 15.407, ISED RSS247 # Bandwidths 99PCT and 26dB ~ WLAN5Gx ac-VHT20 mode U-NII-2A

General verdict

PASS



## FCC 15.407, ISED RSS247 # Bandwidths 99PCT and 26dB ~ WLAN5Gx ac-VHT20 mode U-NII-2C

Test References	
TC Start	14.07.2022 14:39:30
Ambit Temp [°C]   Humidity [rel%]	27.5   42
System Version	3.2.0.2
Test Specification	FCC 15.407, ISED RSS247 -
Test Method	26dB Bandwidth KDB789033 D02, C.1 / ISED RSS-GEN
TC Version	0.0.1
My Description	FCC 15.407 Bandwidths - WLAN5Gx ac-VHT20 mode U-NII-2C
Add. Information	

EUT Common Settings WLAN5Gx	
Number of Antenna Ports	2
User Interaction	No
Device Class UNII_1	Client

Test Parameter	
Technology to test	WLAN5Gx ac-VHT20 mode
Antenna Port used	1
Temperature	nom
Voltage	nom
Frequency low to test	True   Freq [MHz] 5500
Frequency mid to test	False   Freq [MHz] 5600
Frequency high to test	False   Freq [MHz] 5700
Auto Control enabled Power Supply   Climatic Box	No   No
Additional Path Loss [dB]	1.4
Switched Path	EUT - SignalingUnit - SpectrumAnalyzer

Test Equipment	
Signal analyzer,Rohde&Schwarz,FSV-40,1307.9002K40/101042,3.70	
Switch matrix,CTCadvanced,SPM-4 NI DAQ,28016133,NI	

## Test at TX 5500 MHz

### RESULT: Reference Power cond.

Test Description	Lower Limit	Upper Limit	Measured	Unit	Verdict
Ref. Power 1MHz/1MHz cond.	---	---	15.16	dBm	INFO
Ref. Frequency	---	---	5501.400	MHz	INFO

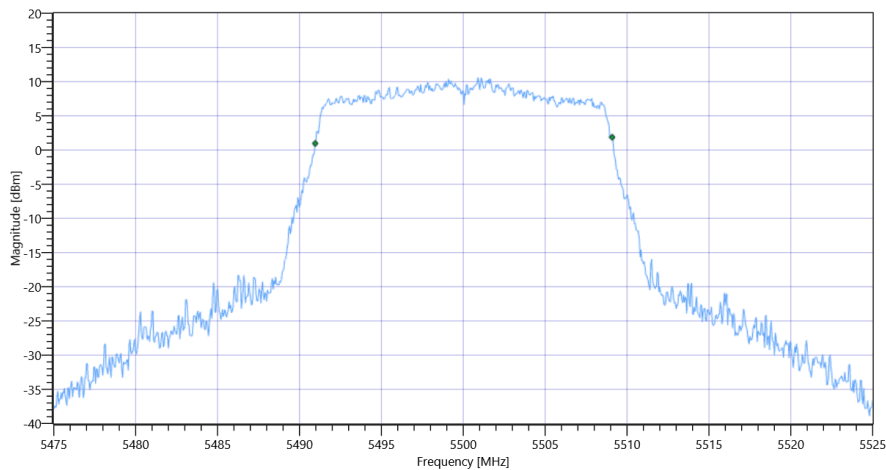
### READ SA SETTINGS:

RefLevel [dBm]   RefLevelOffset [dB]   InpAtt [dB]	23.16   18.5   20
Start [MHz]   Stop [MHz]	5475.000   5525.000
RBW [MHz]   VBW [MHz]	0.300000   1.000000
Detector   TraceMode	POS   MAXH
Sweep: Time [ms]   Count   Points per Section   Type	1   2500   1001   SWE

### RESULT

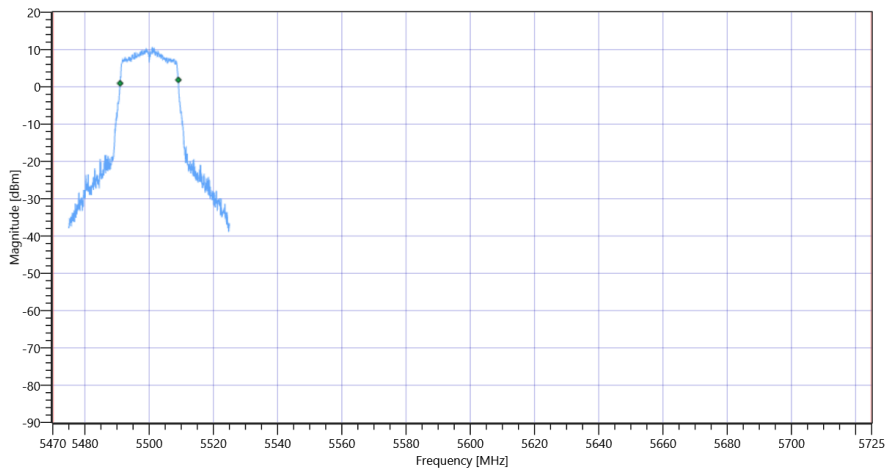
Test Description	Lower Limit	Upper Limit	Measured	Unit	Verdict
Bandwidth 99%	---	---	18.132	MHz	INFO
T1 99%	5470.000000	---	5490.9590	MHz	PASS since U-NII-3 is supported
T2 99%	---	5725.000000	5509.0909	MHz	

### Plot: Bandwidth only



FCC 15.407, ISED RSS247 # Bandwidths 99PCT and 26dB ~ WLAN5Gx ac-VHT20 mode U-NII-2C 99PCT

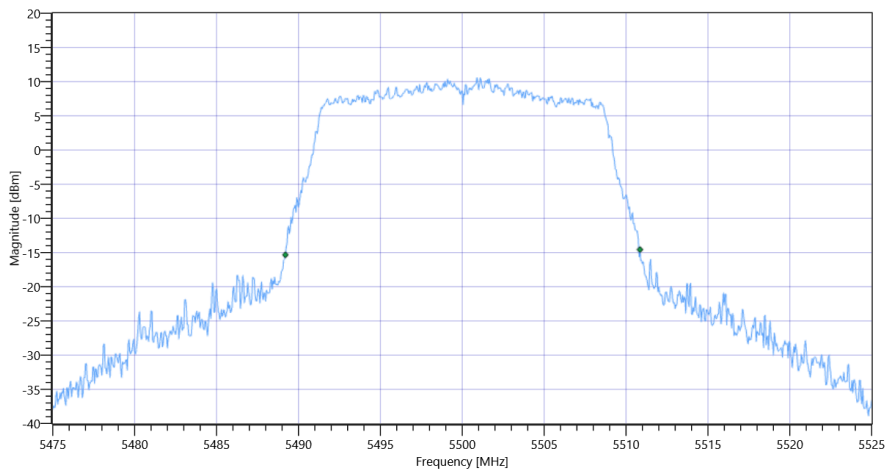
### Plot: Bandwidth within Band



FCC 15.407, ISED RSS247 # Bandwidths 99PCT and 26dB ~ WLAN5Gx ac-VHT20 mode U-NII-2C

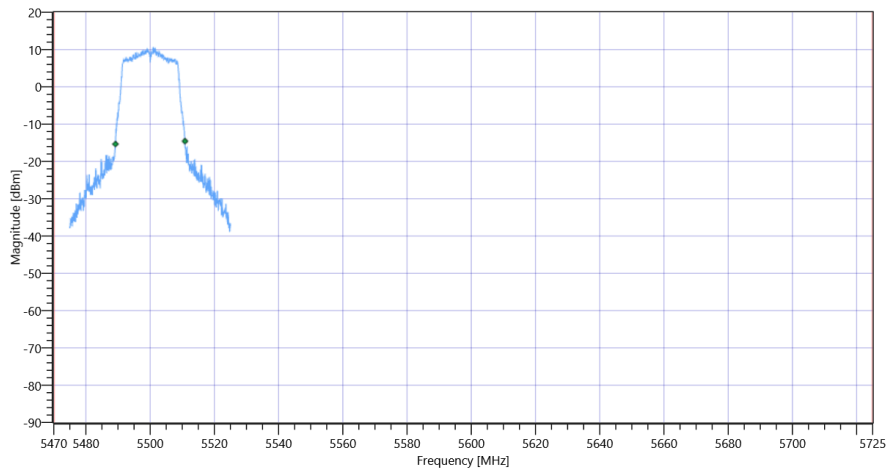
RESULT					
Test Description	Lower Limit	Upper Limit	Measured	Unit	Verdict
Bandwidth 20dB	---	---	21.65	MHz	INFO
T1 26dB	5470.000000	---	5489.2000	MHz	PASS since U-NII-3 is supported
T2 26dB	---	5725.000000	5510.8500	MHz	

Plot: Bandwidth only



FCC 15.407, ISED RSS247 # Bandwidths 99PCT and 26dB ~ WLAN5Gx ac-VHT20 mode U-NII-2C 26dB

Plot: Bandwidth within Band



FCC 15.407, ISED RSS247 # Bandwidths 99PCT and 26dB ~ WLAN5Gx ac-VHT20 mode U-NII-2C

General verdict

PASS

## FCC 15.407, ISED RSS247 # Bandwidths 99PCT and 26dB ~ WLAN5Gx ac-VHT20 mode U-NII-2C

Test References	
TC Start	14.07.2022 14:47:20
Ambit Temp [°C]   Humidity [rel%]	27.4   42
System Version	3.2.0.2
Test Specification	FCC 15.407, ISED RSS247 -
Test Method	26dB Bandwidth KDB789033 D02, C.1 / ISED RSS-GEN
TC Version	0.0.1
My Description	FCC 15.407 Bandwidths - WLAN5Gx ac-VHT20 mode U-NII-2C
Add. Information	

EUT Common Settings WLAN5Gx	
Number of Antenna Ports	2
User Interaction	No
Device Class UNII_1	Client

Test Parameter	
Technology to test	WLAN5Gx ac-VHT20 mode
Antenna Port used	1
Temperature	nom
Voltage	nom
Frequency low to test	False   Freq [MHz] 5500
Frequency mid to test	True   Freq [MHz] 5600
Frequency high to test	False   Freq [MHz] 5700
Auto Control enabled Power Supply   Climatic Box	No   No
Additional Path Loss [dB]	1.4
Switched Path	EUT - SignalingUnit - SpectrumAnalyzer

Test Equipment	
Signal analyzer,Rohde&Schwarz,FSV-40,1307.9002K40/101042,3.70	
Switch matrix,CTCadvanced,SPM-4 NI DAQ,28016133,NI	

## Test at TX 5600 MHz

### RESULT: Reference Power cond.

Test Description	Lower Limit	Upper Limit	Measured	Unit	Verdict
Ref. Power 1MHz/1MHz cond.	---	---	14.59	dBm	INFO
Ref. Frequency	---	---	5597.600	MHz	INFO

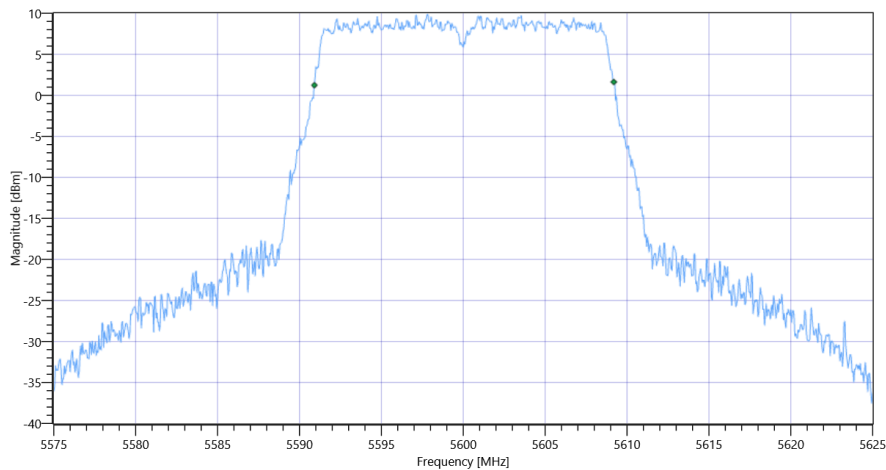
### READ SA SETTINGS:

RefLevel [dBm]   RefLevelOffset [dB]   InpAtt [dB]	22.59   19.06   20
Start [MHz]   Stop [MHz]	5575.000   5625.000
RBW [MHz]   VBW [MHz]	0.300000   1.000000
Detector   TraceMode	POS   MAXH
Sweep: Time [ms]   Count   Points per Section   Type	1   2500   1001   SWE

### RESULT

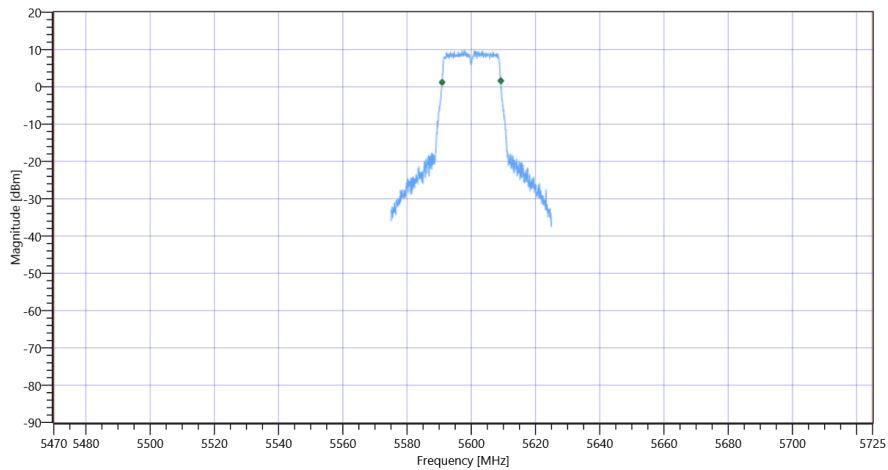
Test Description	Lower Limit	Upper Limit	Measured	Unit	Verdict
Bandwidth 99%	---	---	18.282	MHz	INFO
T1 99%	5470.000000	---	5590.9091	MHz	PASS since U-NII-3 is supported
T2 99%	---	5725.000000	5609.1908	MHz	

### Plot: Bandwidth only



FCC 15.407, ISED RSS247 # Bandwidths 99PCT and 26dB ~ WLAN5Gx ac-VHT20 mode U-NII-2C 99PCT

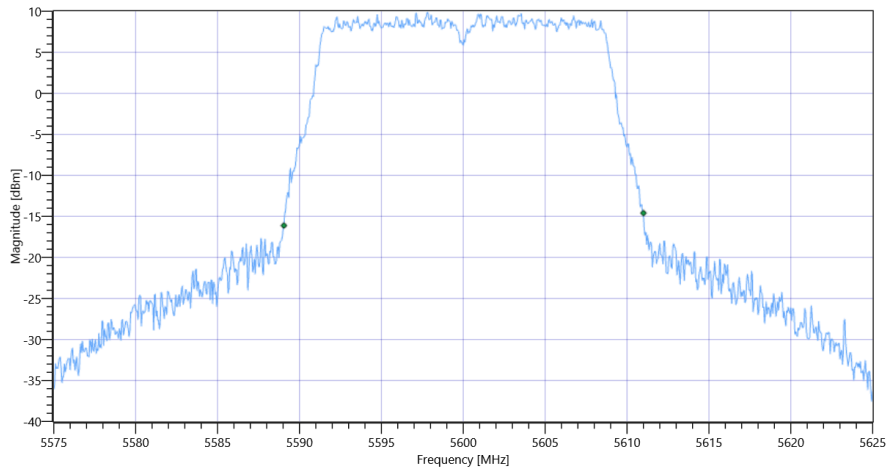
### Plot: Bandwidth within Band



FCC 15.407, ISED RSS247 # Bandwidths 99PCT and 26dB ~ WLAN5Gx ac-VHT20 mode U-NII-2C

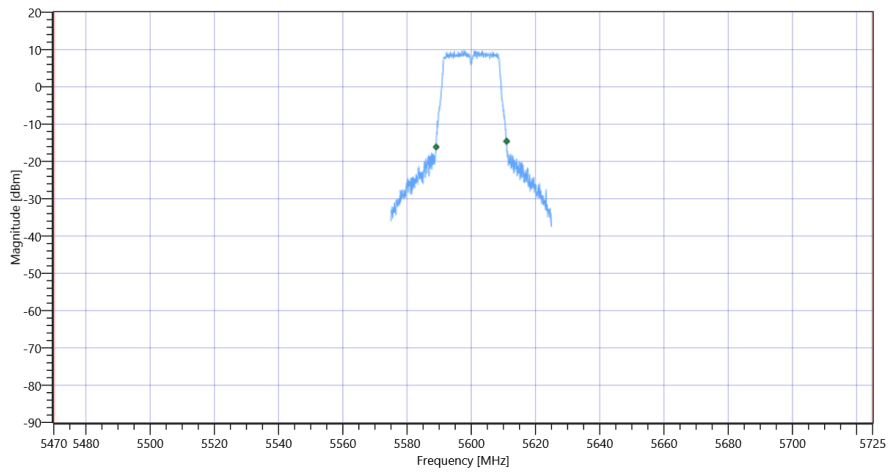
RESULT					
Test Description	Lower Limit	Upper Limit	Measured	Unit	Verdict
Bandwidth 20dB	---	---	21.95	MHz	INFO
T1 26dB	5470.000000	---	5589.0500	MHz	PASS since U-NII-3 is supported
T2 26dB	---	5725.000000	5611.0000	MHz	

Plot: Bandwidth only



FCC 15.407, ISED RSS247 # Bandwidths 99PCT and 26dB ~ WLAN5Gx ac-VHT20 mode U-NII-2C 26dB

Plot: Bandwidth within Band



FCC 15.407, ISED RSS247 # Bandwidths 99PCT and 26dB ~ WLAN5Gx ac-VHT20 mode U-NII-2C

General verdict

PASS



## FCC 15.407, ISED RSS247 # Bandwidths 99PCT and 26dB ~ WLAN5Gx ac-VHT20 mode U-NII-2C

Test References	
TC Start	14.07.2022 14:53:25
Ambit Temp [°C]   Humidity [rel%]	27.5   42
System Version	3.2.0.2
Test Specification	FCC 15.407, ISED RSS247 -
Test Method	26dB Bandwidth KDB789033 D02, C.1 / ISED RSS-GEN
TC Version	0.0.1
My Description	FCC 15.407 Bandwidths - WLAN5Gx ac-VHT20 mode U-NII-2C
Add. Information	

EUT Common Settings WLAN5Gx	
Number of Antenna Ports	2
User Interaction	No
Device Class UNII_1	Client

Test Parameter	
Technology to test	WLAN5Gx ac-VHT20 mode
Antenna Port used	1
Temperature	nom
Voltage	nom
Frequency low to test	False   Freq [MHz] 5500
Frequency mid to test	False   Freq [MHz] 5600
Frequency high to test	True   Freq [MHz] 5700
Auto Control enabled Power Supply   Climatic Box	No   No
Additional Path Loss [dB]	1.4
Switched Path	EUT - SignalingUnit - SpectrumAnalyzer

Test Equipment	
Signal analyzer,Rohde&Schwarz,FSV-40,1307.9002K40/101042,3.70	
Switch matrix,CTCadvanced,SPM-4 NI DAQ,28016133,NI	

## Test at TX 5700 MHz

### RESULT: Reference Power cond.

Test Description	Lower Limit	Upper Limit	Measured	Unit	Verdict
Ref. Power 1MHz/1MHz cond.	---	---	13.75	dBm	INFO
Ref. Frequency	---	---	5695.200	MHz	INFO

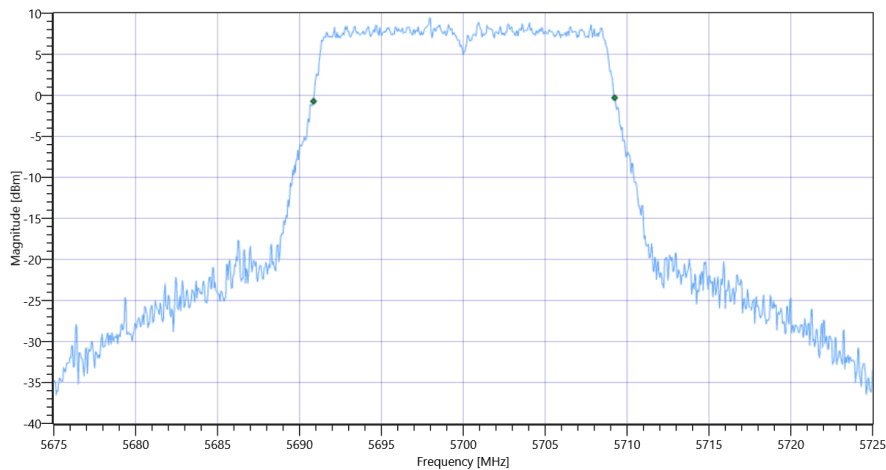
### READ SA SETTINGS:

RefLevel [dBm]   RefLevelOffset [dB]   InpAtt [dB]	21.75   18.46   20
Start [MHz]   Stop [MHz]	5675.000   5725.000
RBW [MHz]   VBW [MHz]	0.300000   1.000000
Detector   TraceMode	POS   MAXH
Sweep: Time [ms]   Count   Points per Section   Type	1   2500   1001   SWE

### RESULT

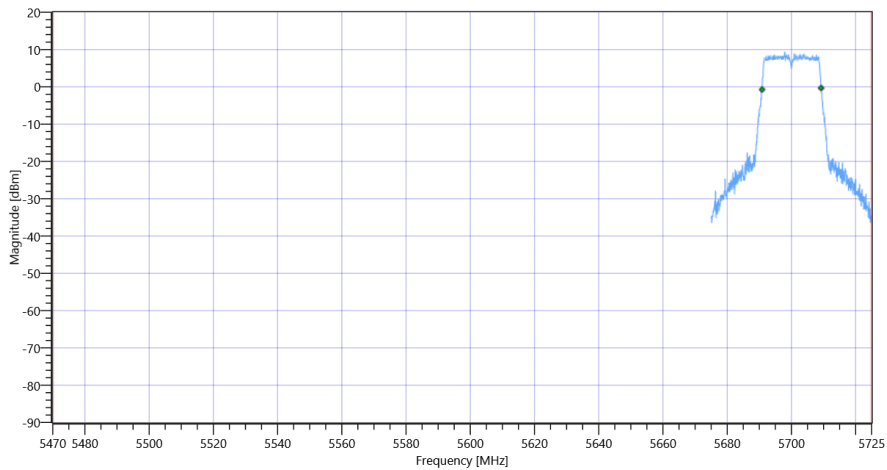
Test Description	Lower Limit	Upper Limit	Measured	Unit	Verdict
Bandwidth 99%	---	---	18.382	MHz	INFO
T1 99%	5470.000000	---	5690.8591	MHz	PASS since U-NII-3 is supported
T2 99%	---	5725.000000	5709.2408	MHz	

### Plot: Bandwidth only



FCC 15.407, ISED RSS247 # Bandwidths 99PCT and 26dB ~ WLAN5Gx ac-VHT20 mode U-NII-2C 99PCT

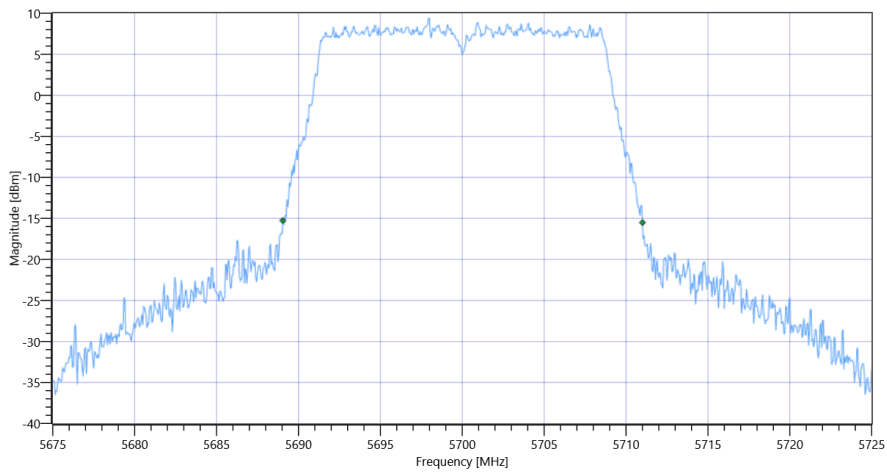
### Plot: Bandwidth within Band



FCC 15.407, ISED RSS247 # Bandwidths 99PCT and 26dB ~ WLAN5Gx ac-VHT20 mode U-NII-2C

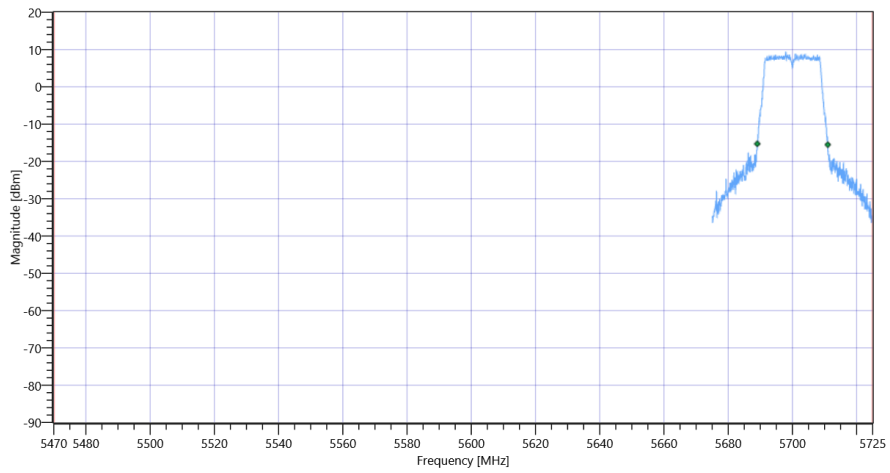
RESULT					
Test Description	Lower Limit	Upper Limit	Measured	Unit	Verdict
Bandwidth 20dB	---	---	21.95	MHz	INFO
T1 26dB	5470.000000	---	5689.0500	MHz	PASS since U-NII-3 is supported
T2 26dB	---	5725.000000	5711.0000	MHz	

Plot: Bandwidth only



FCC 15.407, ISED RSS247 # Bandwidths 99PCT and 26dB ~ WLAN5Gx ac-VHT20 mode U-NII-2C 26dB

Plot: Bandwidth within Band



FCC 15.407, ISED RSS247 # Bandwidths 99PCT and 26dB ~ WLAN5Gx ac-VHT20 mode U-NII-2C

General verdict

PASS

## FCC 15.407, ISED RSS247 # Bandwidths 99PCT and 26dB ~ WLAN5Gx ac-VHT20 mode U-NII-3

Test References	
TC Start	14.07.2022 15:02:43
Ambit Temp [°C]   Humidity [rel%]	27.5   42
System Version	3.2.0.2
Test Specification	FCC 15.407, ISED RSS247 -
Test Method	26dB Bandwidth KDB789033 D02, C.1 / ISED RSS-GEN
TC Version	0.0.1
My Description	FCC 15.407 Bandwidths - WLAN5Gx ac-VHT20 mode U-NII-3
Add. Information	

EUT Common Settings WLAN5Gx	
Number of Antenna Ports	2
User Interaction	No
Device Class UNII_1	Client

Test Parameter	
Technology to test	WLAN5Gx ac-VHT20 mode
Antenna Port used	1
Temperature	nom
Voltage	nom
Frequency low to test	True   Freq [MHz] 5745
Frequency mid to test	False   Freq [MHz] 5785
Frequency high to test	False   Freq [MHz] 5825
Auto Control enabled Power Supply   Climatic Box	No   No
Additional Path Loss [dB]	1.4
Switched Path	EUT - SignalingUnit - SpectrumAnalyzer

Test Equipment	
Signal analyzer,Rohde&Schwarz,FSV-40,1307.9002K40/101042,3.70	
Switch matrix,CTCadvanced,SPM-4 NI DAQ,28016133,NI	

## Test at TX 5745 MHz

### RESULT: Reference Power cond.

Test Description	Lower Limit	Upper Limit	Measured	Unit	Verdict
Ref. Power 1MHz/1MHz cond.	---	---	20.76	dBm	INFO
Ref. Frequency	---	---	5749.000	MHz	INFO

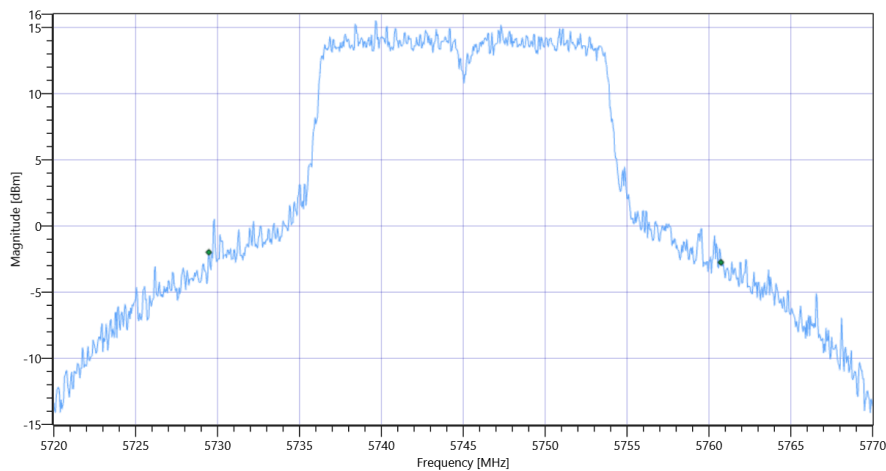
### READ SA SETTINGS:

RefLevel [dBm]   RefLevelOffset [dB]   InpAtt [dB]	28.76   18.72   30
Start [MHz]   Stop [MHz]	5720.000   5770.000
RBW [MHz]   VBW [MHz]	0.300000   1.000000
Detector   TraceMode	POS   MAXH
Sweep: Time [ms]   Count   Points per Section   Type	1   2500   1001   SWE

### RESULT

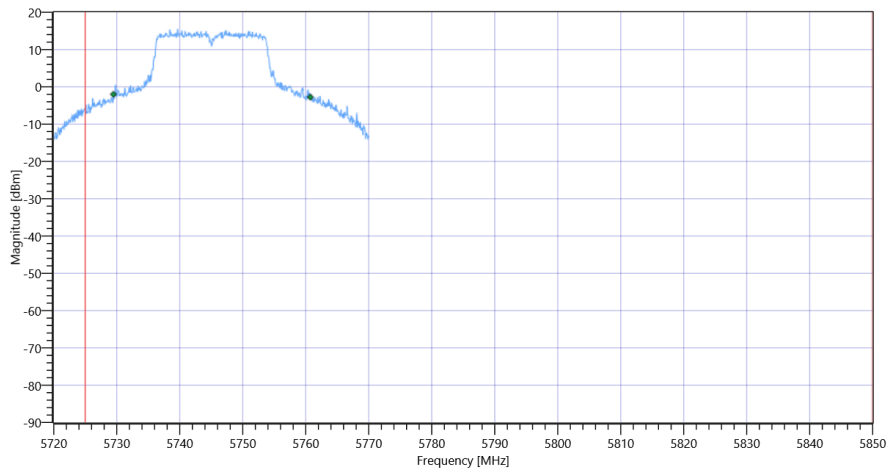
Test Description	Lower Limit	Upper Limit	Measured	Unit	Verdict
Bandwidth 99%	---	---	31.269	MHz	INFO
T1 99%	5725.000000	---	5729.4655	MHz	PASS
T2 99%	---	5850.000000	5760.7343	MHz	PASS

### Plot: Bandwidth only



FCC 15.407, ISED RSS247 # Bandwidths 99PCT and 26dB ~ WLAN5Gx ac-VHT20 mode U-NII-3 99PCT

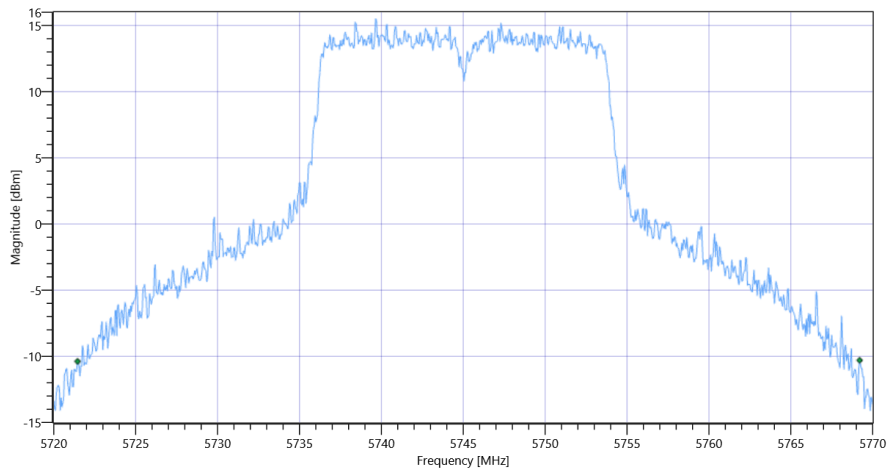
### Plot: Bandwidth within Band



FCC 15.407, ISED RSS247 # Bandwidths 99PCT and 26dB ~ WLAN5Gx ac-VHT20 mode U-NII-3

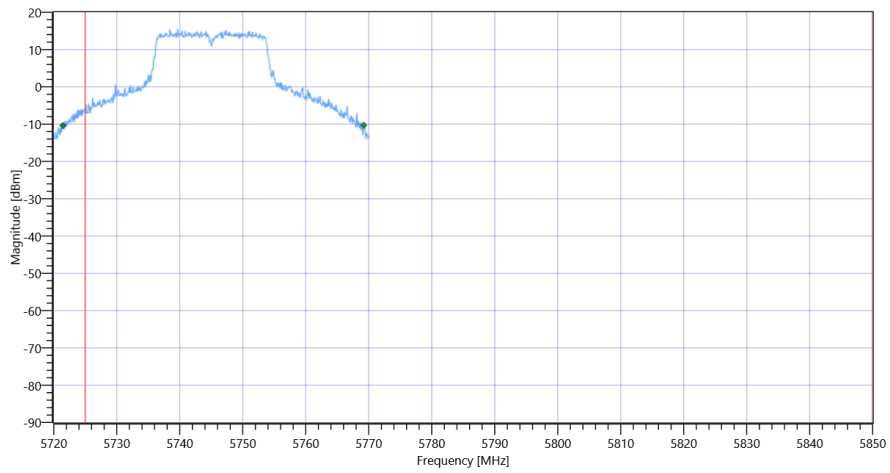
RESULT					
Test Description	Lower Limit	Upper Limit	Measured	Unit	Verdict
Bandwidth 20dB	---	---	47.75	MHz	INFO
T1 26dB	5725.000000	---	5721.4500	MHz	DFS required
T2 26dB	---	5850.000000	5769.2000	MHz	PASS

Plot: Bandwidth only



FCC 15.407, ISED RSS247 # Bandwidths 99PCT and 26dB ~ WLAN5Gx ac-VHT20 mode U-NII-3 26dB

Plot: Bandwidth within Band



FCC 15.407, ISED RSS247 # Bandwidths 99PCT and 26dB ~ WLAN5Gx ac-VHT20 mode U-NII-3

General verdict

PASS



## FCC 15.407, ISED RSS247 # Bandwidths 99PCT and 26dB ~ WLAN5Gx ac-VHT20 mode U-NII-3

Test References	
TC Start	14.07.2022 15:11:24
Ambit Temp [°C]   Humidity [rel%]	27.5   42
System Version	3.2.0.2
Test Specification	FCC 15.407, ISED RSS247 -
Test Method	26dB Bandwidth KDB789033 D02, C.1 / ISED RSS-GEN
TC Version	0.0.1
My Description	FCC 15.407 Bandwidths - WLAN5Gx ac-VHT20 mode U-NII-3
Add. Information	

EUT Common Settings WLAN5Gx	
Number of Antenna Ports	2
User Interaction	No
Device Class UNII_1	Client

Test Parameter	
Technology to test	WLAN5Gx ac-VHT20 mode
Antenna Port used	1
Temperature	nom
Voltage	nom
Frequency low to test	False   Freq [MHz] 5745
Frequency mid to test	True   Freq [MHz] 5785
Frequency high to test	False   Freq [MHz] 5825
Auto Control enabled Power Supply   Climatic Box	No   No
Additional Path Loss [dB]	1.4
Switched Path	EUT - SignalingUnit - SpectrumAnalyzer

Test Equipment	
Signal analyzer,Rohde&Schwarz,FSV-40,1307.9002K40/101042,3.70	
Switch matrix,CTCadvanced,SPM-4 NI DAQ,28016133,NI	

## Test at TX 5785 MHz

### RESULT: Reference Power cond.

Test Description	Lower Limit	Upper Limit	Measured	Unit	Verdict
Ref. Power 1MHz/1MHz cond.	---	---	19.59	dBm	INFO
Ref. Frequency	---	---	5782.600	MHz	INFO

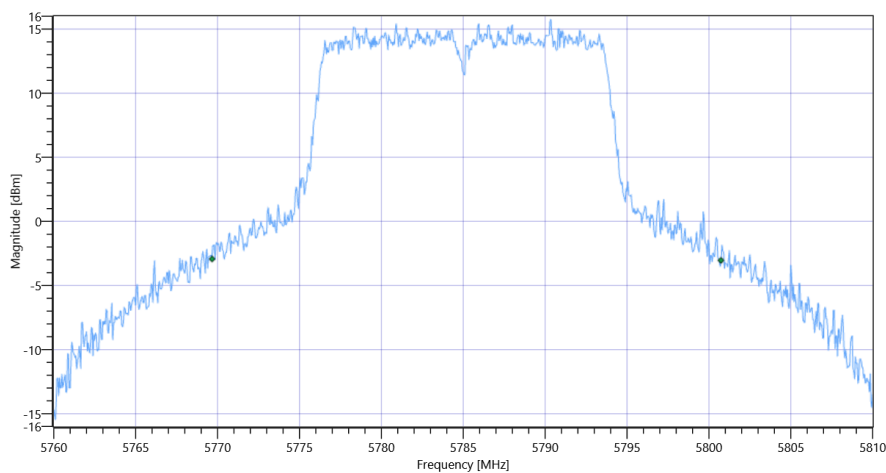
### READ SA SETTINGS:

RefLevel [dBm]   RefLevelOffset [dB]   InpAtt [dB]	27.59   18.76   25
Start [MHz]   Stop [MHz]	5760.000   5810.000
RBW [MHz]   VBW [MHz]	0.300000   1.000000
Detector   TraceMode	POS   MAXH
Sweep: Time [ms]   Count   Points per Section   Type	1   2500   1001   SWE

### RESULT

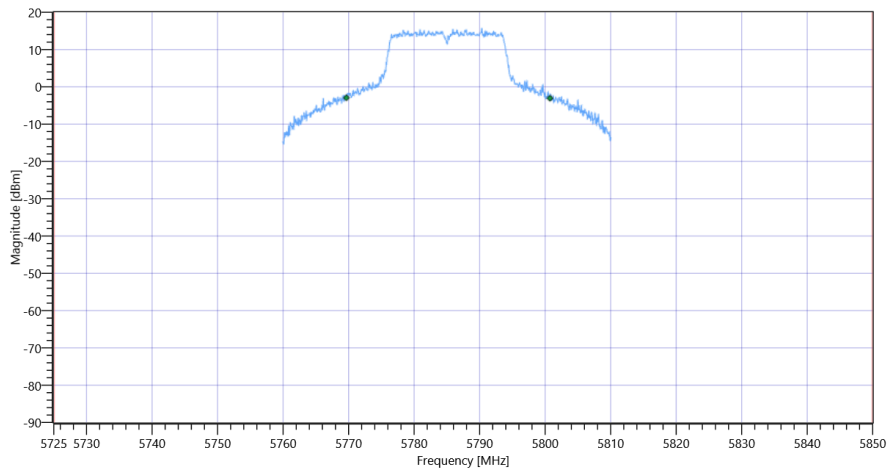
Test Description	Lower Limit	Upper Limit	Measured	Unit	Verdict
Bandwidth 99%	---	---	31.069	MHz	INFO
T1 99%	5725.000000	---	5769.6653	MHz	PASS
T2 99%	---	5850.000000	5800.7343	MHz	PASS

### Plot: Bandwidth only



FCC 15.407, ISED RSS247 # Bandwidths 99PCT and 26dB ~ WLAN5Gx ac-VHT20 mode U-NII-3 99PCT

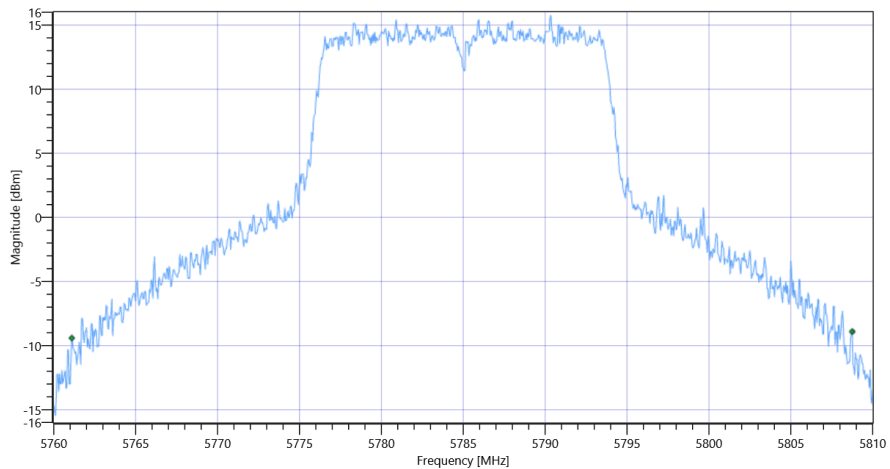
### Plot: Bandwidth within Band



FCC 15.407, ISED RSS247 # Bandwidths 99PCT and 26dB ~ WLAN5Gx ac-VHT20 mode U-NII-3

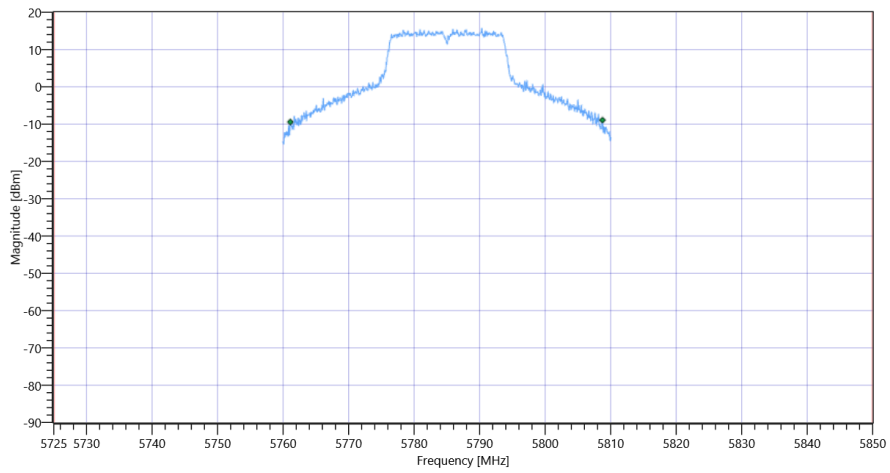
RESULT					
Test Description	Lower Limit	Upper Limit	Measured	Unit	Verdict
Bandwidth 20dB	---	---	47.65	MHz	INFO
T1 26dB	5725.000000	---	5761.1000	MHz	PASS
T2 26dB	---	5850.000000	5808.7500	MHz	PASS

Plot: Bandwidth only



FCC 15.407, ISED RSS247 # Bandwidths 99PCT and 26dB ~ WLAN5Gx ac-VHT20 mode U-NII-3 26dB

Plot: Bandwidth within Band



FCC 15.407, ISED RSS247 # Bandwidths 99PCT and 26dB ~ WLAN5Gx ac-VHT20 mode U-NII-3

General verdict

PASS

## FCC 15.407, ISED RSS247 # Bandwidths 99PCT and 26dB ~ WLAN5Gx ac-VHT20 mode U-NII-3

Test References	
TC Start	14.07.2022 15:20:13
Ambit Temp [°C]   Humidity [rel%]	27.9   42
System Version	3.2.0.2
Test Specification	FCC 15.407, ISED RSS247 -
Test Method	26dB Bandwidth KDB789033 D02, C.1 / ISED RSS-GEN
TC Version	0.0.1
My Description	FCC 15.407 Bandwidths - WLAN5Gx ac-VHT20 mode U-NII-3
Add. Information	

EUT Common Settings WLAN5Gx	
Number of Antenna Ports	2
User Interaction	No
Device Class UNII_1	Client

Test Parameter	
Technology to test	WLAN5Gx ac-VHT20 mode
Antenna Port used	1
Temperature	nom
Voltage	nom
Frequency low to test	False   Freq [MHz] 5745
Frequency mid to test	False   Freq [MHz] 5785
Frequency high to test	True   Freq [MHz] 5825
Auto Control enabled Power Supply   Climatic Box	No   No
Additional Path Loss [dB]	1.4
Switched Path	EUT - SignalingUnit - SpectrumAnalyzer

Test Equipment	
Signal analyzer,Rohde&Schwarz,FSV-40,1307.9002K40/101042,3.70	
Switch matrix,CTCadvanced,SPM-4 NI DAQ,28016133,NI	

## Test at TX 5825 MHz

### RESULT: Reference Power cond.

Test Description	Lower Limit	Upper Limit	Measured	Unit	Verdict
Ref. Power 1MHz/1MHz cond.	---	---	19.96	dBm	INFO
Ref. Frequency	---	---	5832.390	MHz	INFO

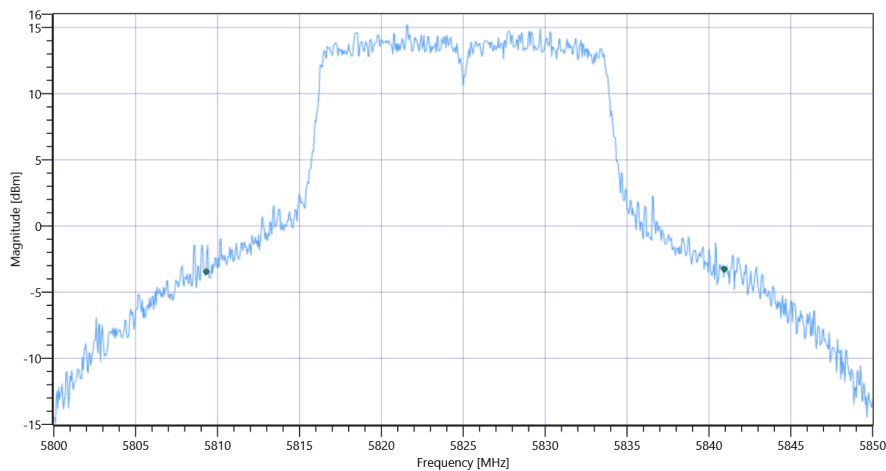
### READ SA SETTINGS:

RefLevel [dBm]   RefLevelOffset [dB]   InpAtt [dB]	27.96   18.74   25
Start [MHz]   Stop [MHz]	5800.000   5850.000
RBW [MHz]   VBW [MHz]	0.300000   1.000000
Detector   TraceMode	POS   MAXH
Sweep: Time [ms]   Count   Points per Section   Type	1   2500   1001   SWE

### RESULT

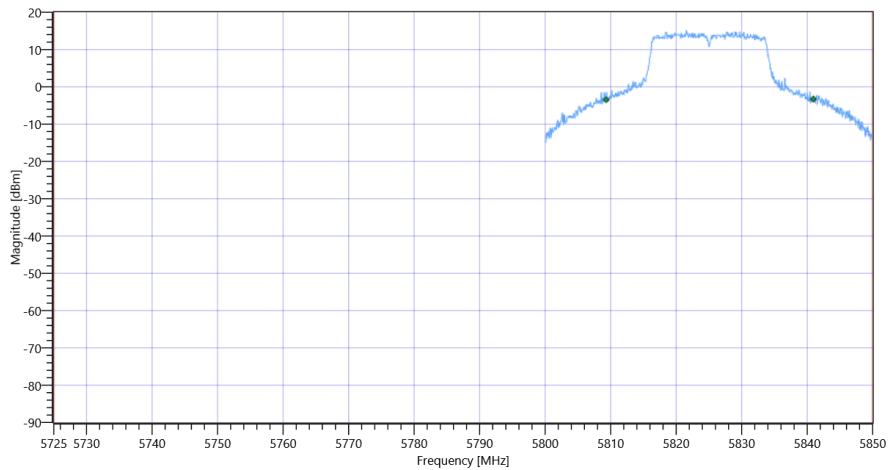
Test Description	Lower Limit	Upper Limit	Measured	Unit	Verdict
Bandwidth 99%	---	---	31.618	MHz	INFO
T1 99%	5725.000000	---	5809.3157	MHz	PASS
T2 99%	---	5850.000000	5840.9341	MHz	PASS

### Plot: Bandwidth only



FCC 15.407, ISED RSS247 # Bandwidths 99PCT and 26dB ~ WLAN5Gx ac-VHT20 mode U-NII-3 99PCT

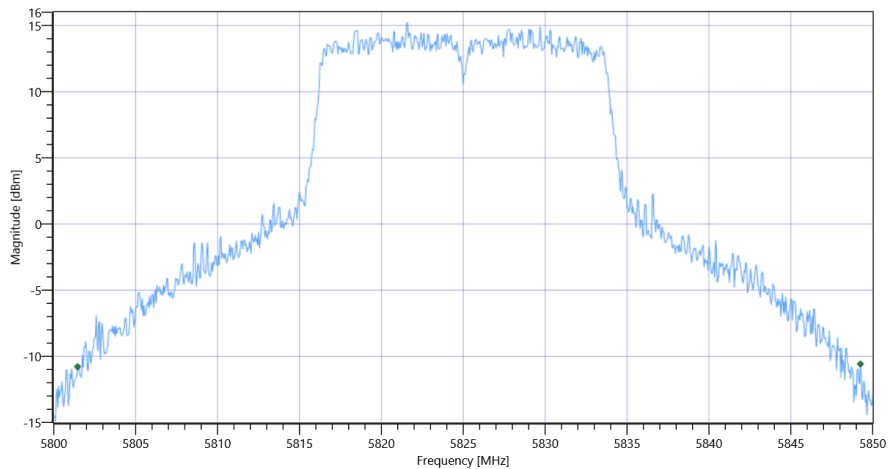
### Plot: Bandwidth within Band



FCC 15.407, ISED RSS247 # Bandwidths 99PCT and 26dB ~ WLAN5Gx ac-VHT20 mode U-NII-3

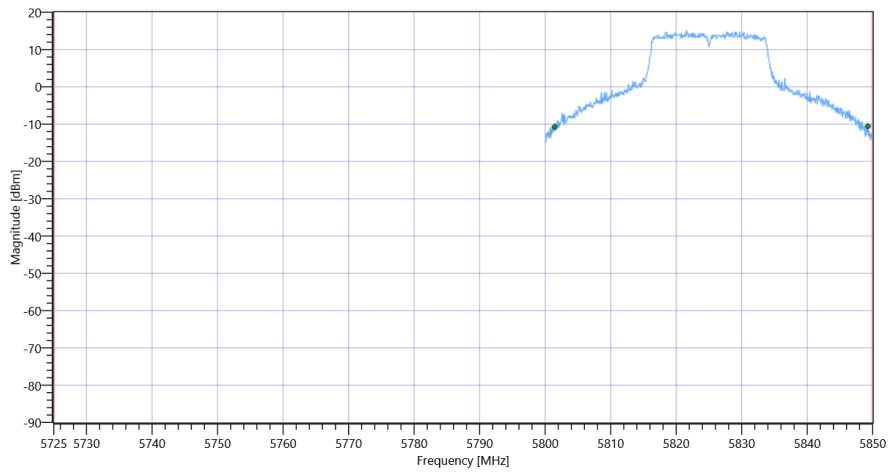
RESULT					
Test Description	Lower Limit	Upper Limit	Measured	Unit	Verdict
Bandwidth 20dB	---	---	47.8	MHz	INFO
T1 26dB	5725.000000	---	5801.4500	MHz	PASS
T2 26dB	---	5850.000000	5849.2500	MHz	PASS

Plot: Bandwidth only



FCC 15.407, ISED RSS247 # Bandwidths 99PCT and 26dB ~ WLAN5Gx ac-VHT20 mode U-NII-3 26dB

Plot: Bandwidth within Band



FCC 15.407, ISED RSS247 # Bandwidths 99PCT and 26dB ~ WLAN5Gx ac-VHT20 mode U-NII-3

General verdict

PASS



## FCC 15.407, ISED RSS247 # Bandwidths 99PCT and 26dB ~ WLAN5Gx ac-VHT20 mode U-NII-2A

Test References	
TC Start	14.07.2022 15:54:39
Ambit Temp [°C]   Humidity [rel%]	28.3   41
System Version	3.2.0.2
Test Specification	FCC 15.407, ISED RSS247 -
Test Method	26dB Bandwidth KDB789033 D02, C.1 / ISED RSS-GEN
TC Version	0.0.1
My Description	FCC 15.407 Bandwidths - WLAN5Gx ac-VHT20 mode U-NII-2A
Add. Information	

EUT Common Settings WLAN5Gx	
Number of Antenna Ports	2
User Interaction	No
Device Class UNII_1	Client

Test Parameter	
Technology to test	WLAN5Gx ac-VHT20 mode
Antenna Port used	2
Temperature	nom
Voltage	nom
Frequency low to test	True   Freq [MHz] 5260
Frequency mid to test	False   Freq [MHz] 5280
Frequency high to test	False   Freq [MHz] 5320
Auto Control enabled Power Supply   Climatic Box	No   No
Additional Path Loss [dB]	1.4
Switched Path	EUT - SignalingUnit - SpectrumAnalyzer

Test Equipment	
Signal analyzer,Rohde&Schwarz,FSV-40,1307.9002K40/101042,3.70	
Switch matrix,CTCadvanced,SPM-4 NI DAQ,28016133,NI	

## Test at TX 5260 MHz

### RESULT: Reference Power cond.

Test Description	Lower Limit	Upper Limit	Measured	Unit	Verdict
Ref. Power 1MHz/1MHz cond.	---	---	14.36	dBm	INFO
Ref. Frequency	---	---	5254.610	MHz	INFO

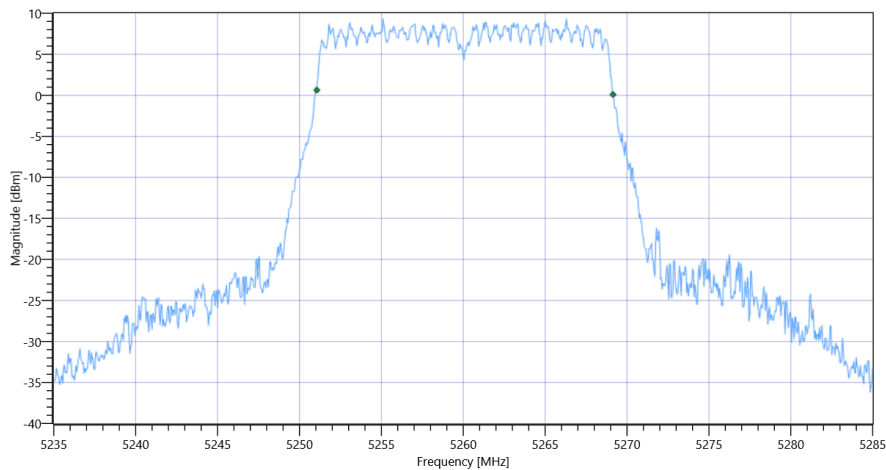
### READ SA SETTINGS:

RefLevel [dBm]   RefLevelOffset [dB]   InpAtt [dB]	22.36   18.82   20
Start [MHz]   Stop [MHz]	5235.000   5285.000
RBW [MHz]   VBW [MHz]	0.300000   1.000000
Detector   TraceMode	POS   MAXH
Sweep: Time [ms]   Count   Points per Section   Type	1   2500   1001   SWE

### RESULT

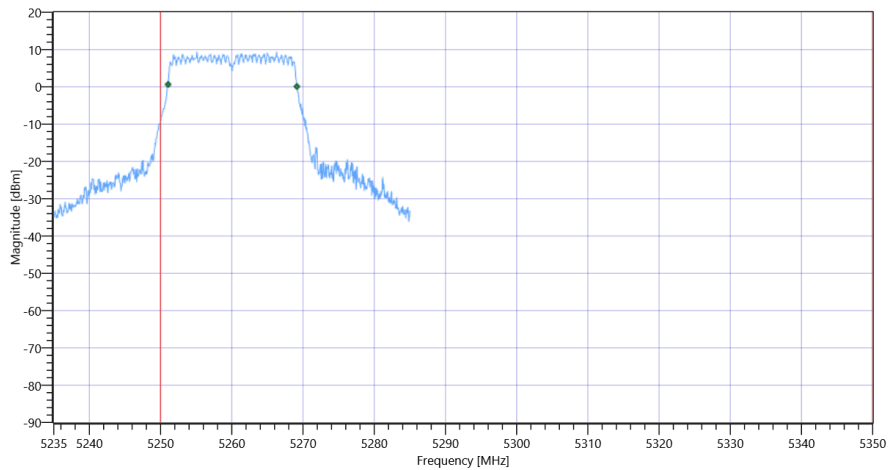
Test Description	Lower Limit	Upper Limit	Measured	Unit	Verdict
Bandwidth 99%	---	---	18.082	MHz	INFO
T1 99%	5250.000000	---	5251.0589	MHz	PASS since U-NII-1 is supported
T2 99%	---	5350.000000	5269.1409	MHz	PASS

### Plot: Bandwidth only



FCC 15.407, ISED RSS247 # Bandwidths 99PCT and 26dB ~ WLAN5Gx ac-VHT20 mode U-NII-2A 99PCT

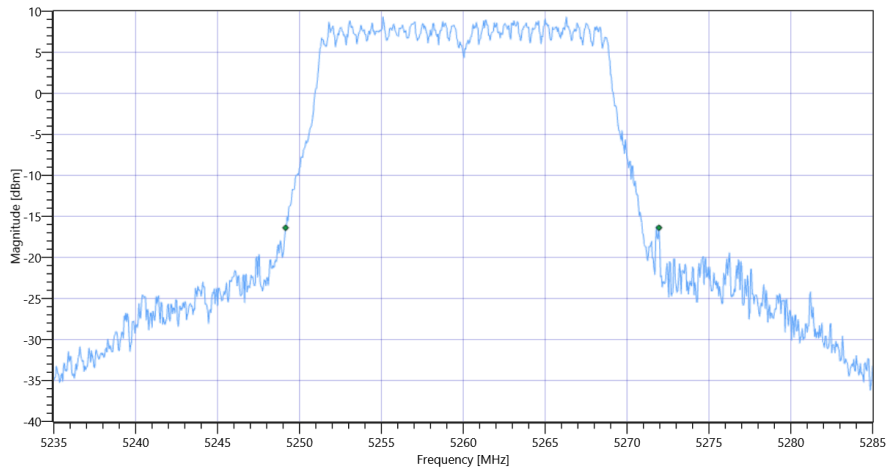
### Plot: Bandwidth within Band



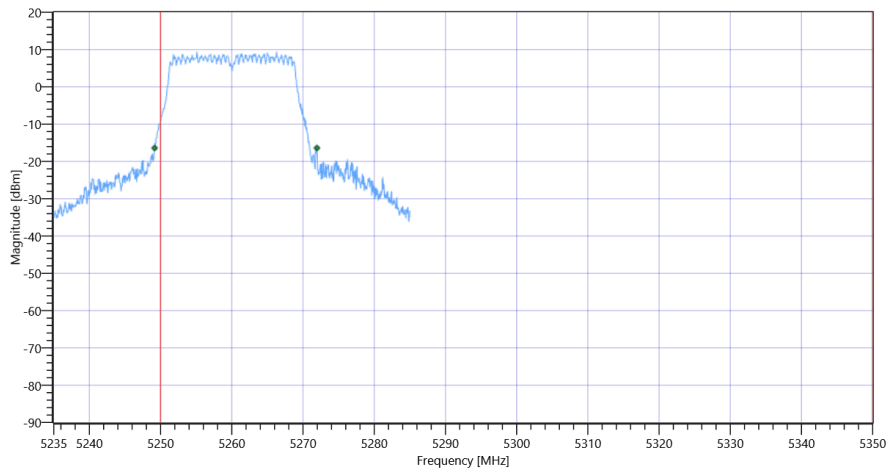
**RESULT**

Test Description	Lower Limit	Upper Limit	Measured	Unit	Verdict
Bandwidth 20dB	---	---	22.8	MHz	INFO
T1 26dB	5250.000000	---	5249.1500	MHz	PASS since U-NII-1 is supported
T2 26dB	---	5350.000000	5271.9500	MHz	PASS

Plot: Bandwidth only



Plot: Bandwidth within Band



FCC 15.407, ISED RSS247 # Bandwidths 99PCT and 26dB ~ WLAN5Gx ac-VHT20 mode U-NII-2A

General verdict

PASS

## FCC 15.407, ISED RSS247 # Bandwidths 99PCT and 26dB ~ WLAN5Gx ac-VHT20 mode U-NII-2A

Test References	
TC Start	14.07.2022 16:00:18
Ambit Temp [°C]   Humidity [rel%]	28.2   41
System Version	3.2.0.2
Test Specification	FCC 15.407, ISED RSS247 -
Test Method	26dB Bandwidth KDB789033 D02, C.1 / ISED RSS-GEN
TC Version	0.0.1
My Description	FCC 15.407 Bandwidths - WLAN5Gx ac-VHT20 mode U-NII-2A
Add. Information	

EUT Common Settings WLAN5Gx	
Number of Antenna Ports	2
User Interaction	No
Device Class UNII_1	Client

Test Parameter	
Technology to test	WLAN5Gx ac-VHT20 mode
Antenna Port used	2
Temperature	nom
Voltage	nom
Frequency low to test	False   Freq [MHz] 5260
Frequency mid to test	True   Freq [MHz] 5280
Frequency high to test	False   Freq [MHz] 5320
Auto Control enabled Power Supply   Climatic Box	No   No
Additional Path Loss [dB]	1.4
Switched Path	EUT - SignalingUnit - SpectrumAnalyzer

Test Equipment	
Signal analyzer,Rohde&Schwarz,FSV-40,1307.9002K40/101042,3.70	
Switch matrix,CTCadvanced,SPM-4 NI DAQ,28016133,NI	

## Test at TX 5280 MHz

### RESULT: Reference Power cond.

Test Description	Lower Limit	Upper Limit	Measured	Unit	Verdict
Ref. Power 1MHz/1MHz cond.	---	---	13.72	dBm	INFO
Ref. Frequency	---	---	5287.390	MHz	INFO

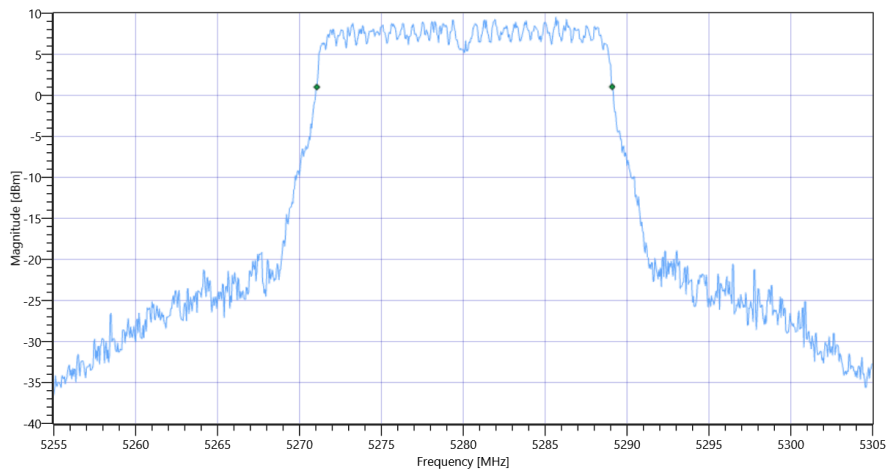
### READ SA SETTINGS:

RefLevel [dBm]   RefLevelOffset [dB]   InpAtt [dB]	21.72   18.69   20
Start [MHz]   Stop [MHz]	5255.000   5305.000
RBW [MHz]   VBW [MHz]	0.300000   1.000000
Detector   TraceMode	POS   MAXH
Sweep: Time [ms]   Count   Points per Section   Type	1   2500   1001   SWE

### RESULT

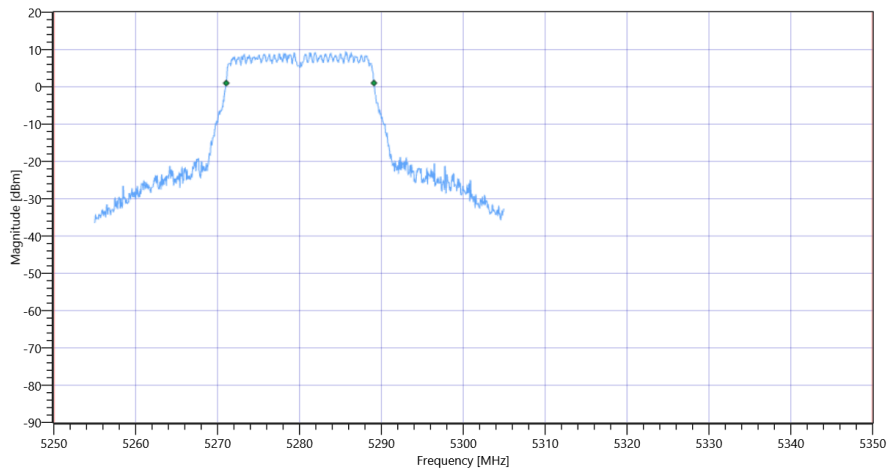
Test Description	Lower Limit	Upper Limit	Measured	Unit	Verdict
Bandwidth 99%	---	---	18.032	MHz	INFO
T1 99%	5250.000000	---	5271.0589	MHz	PASS since U-NII-1 is supported
T2 99%	---	5350.000000	5289.0909	MHz	PASS

### Plot: Bandwidth only



FCC 15.407, ISED RSS247 # Bandwidths 99PCT and 26dB ~ WLAN5Gx ac-VHT20 mode U-NII-2A 99PCT

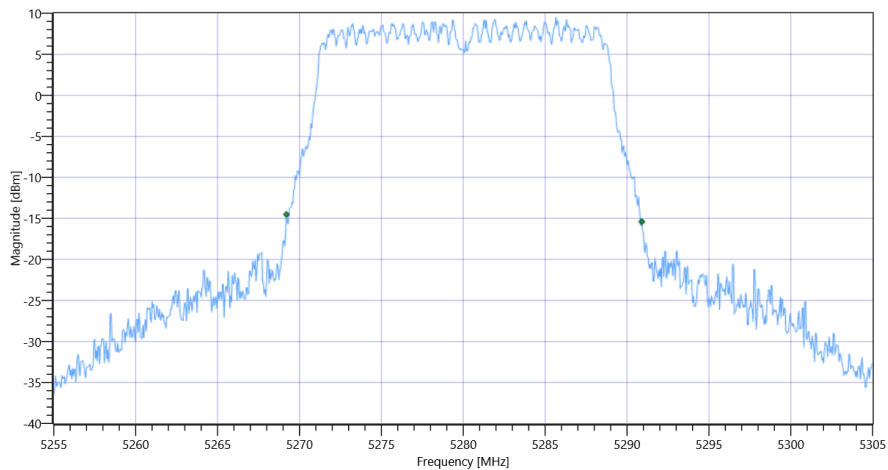
### Plot: Bandwidth within Band



FCC 15.407, ISED RSS247 # Bandwidths 99PCT and 26dB ~ WLAN5Gx ac-VHT20 mode U-NII-2A

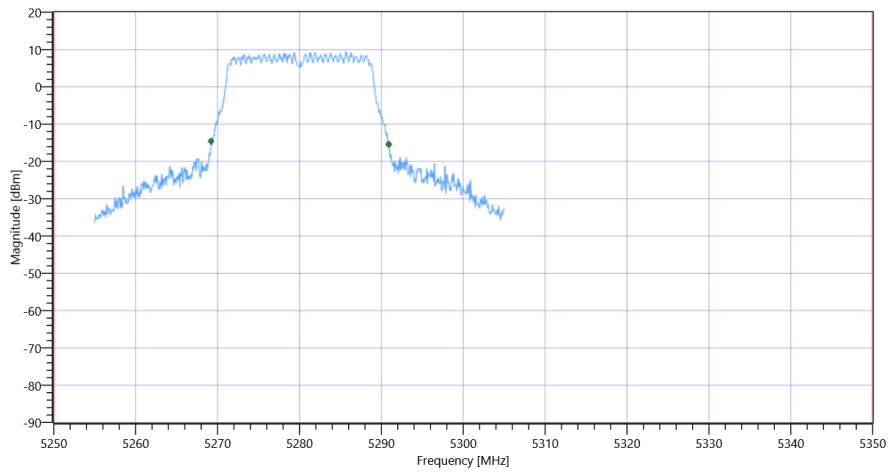
RESULT					
Test Description	Lower Limit	Upper Limit	Measured	Unit	Verdict
Bandwidth 20dB	---	---	21.7	MHz	INFO
T1 26dB	5250.000000	---	5269.2000	MHz	PASS since U-NII-1 is supported
T2 26dB	---	5350.000000	5290.9000	MHz	PASS

Plot: Bandwidth only



FCC 15.407, ISED RSS247 # Bandwidths 99PCT and 26dB ~ WLAN5Gx ac-VHT20 mode U-NII-2A 26dB

Plot: Bandwidth within Band



FCC 15.407, ISED RSS247 # Bandwidths 99PCT and 26dB ~ WLAN5Gx ac-VHT20 mode U-NII-2A

General verdict

PASS



## FCC 15.407, ISED RSS247 # Bandwidths 99PCT and 26dB ~ WLAN5Gx ac-VHT20 mode U-NII-2A

Test References	
TC Start	14.07.2022 16:05:34
Ambit Temp [°C]   Humidity [rel%]	28.2   41
System Version	3.2.0.2
Test Specification	FCC 15.407, ISED RSS247 -
Test Method	26dB Bandwidth KDB789033 D02, C.1 / ISED RSS-GEN
TC Version	0.0.1
My Description	FCC 15.407 Bandwidths - WLAN5Gx ac-VHT20 mode U-NII-2A
Add. Information	

EUT Common Settings WLAN5Gx	
Number of Antenna Ports	2
User Interaction	No
Device Class UNII_1	Client

Test Parameter	
Technology to test	WLAN5Gx ac-VHT20 mode
Antenna Port used	2
Temperature	nom
Voltage	nom
Frequency low to test	False   Freq [MHz] 5260
Frequency mid to test	False   Freq [MHz] 5280
Frequency high to test	True   Freq [MHz] 5320
Auto Control enabled Power Supply   Climatic Box	No   No
Additional Path Loss [dB]	1.4
Switched Path	EUT - SignalingUnit - SpectrumAnalyzer

Test Equipment	
Signal analyzer,Rohde&Schwarz,FSV-40,1307.9002K40/101042,3.70	
Switch matrix,CTCadvanced,SPM-4 NI DAQ,28016133,NI	

## Test at TX 5320 MHz

### RESULT: Reference Power cond.

Test Description	Lower Limit	Upper Limit	Measured	Unit	Verdict
Ref. Power 1MHz/1MHz cond.	---	---	14.06	dBm	INFO
Ref. Frequency	---	---	5317.000	MHz	INFO

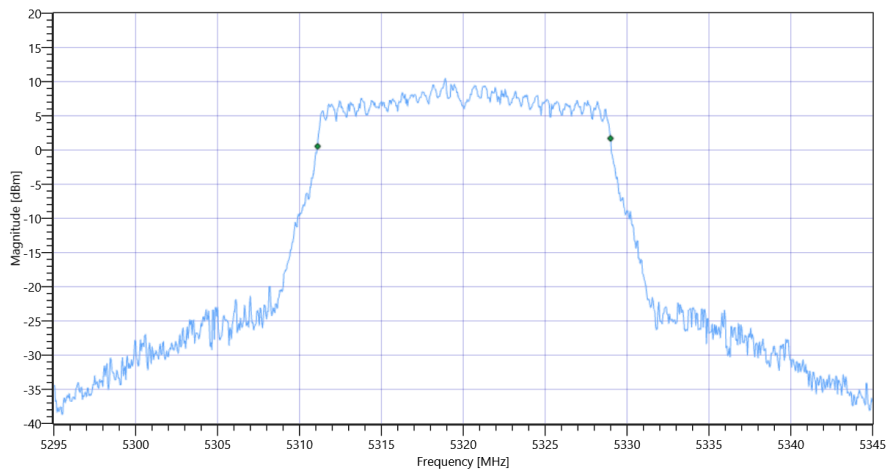
### READ SA SETTINGS:

RefLevel [dBm]   RefLevelOffset [dB]   InpAtt [dB]	22.06   18.41   20
Start [MHz]   Stop [MHz]	5295.000   5345.000
RBW [MHz]   VBW [MHz]	0.300000   1.000000
Detector   TraceMode	POS   MAXH
Sweep: Time [ms]   Count   Points per Section   Type	1   2500   1001   SWE

### RESULT

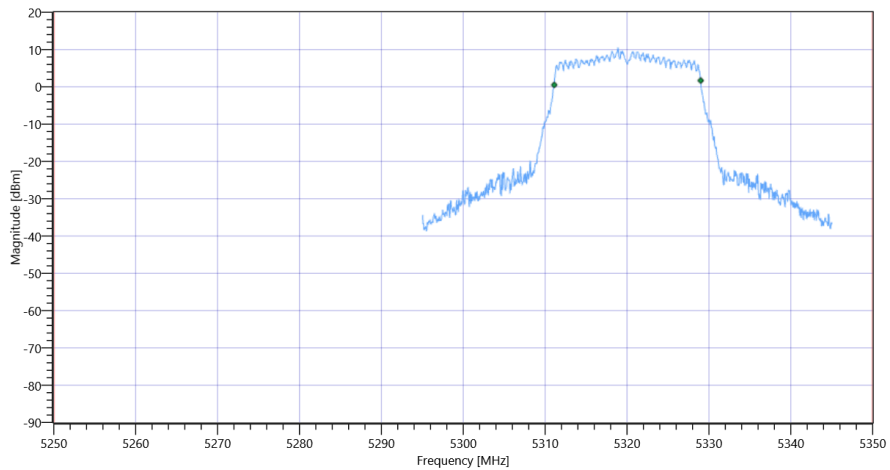
Test Description	Lower Limit	Upper Limit	Measured	Unit	Verdict
Bandwidth 99%	---	---	17.882	MHz	INFO
T1 99%	5250.000000	---	5311.1089	MHz	PASS since U-NII-1 is supported
T2 99%	---	5350.000000	5328.9910	MHz	PASS

### Plot: Bandwidth only



FCC 15.407, ISED RSS247 # Bandwidths 99PCT and 26dB ~ WLAN5Gx ac-VHT20 mode U-NII-2A 99PCT

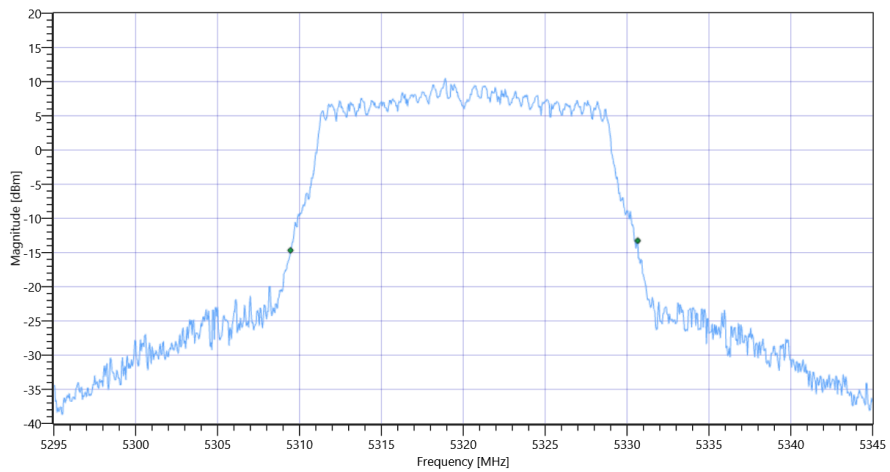
### Plot: Bandwidth within Band



FCC 15.407, ISED RSS247 # Bandwidths 99PCT and 26dB ~ WLAN5Gx ac-VHT20 mode U-NII-2A

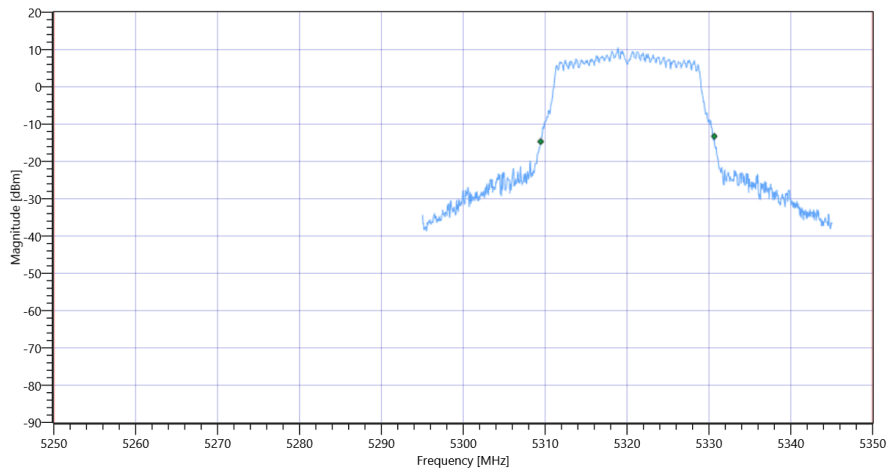
RESULT					
Test Description	Lower Limit	Upper Limit	Measured	Unit	Verdict
Bandwidth 20dB	---	---	21.2	MHz	INFO
T1 26dB	5250.000000	---	5309.4500	MHz	PASS since U-NII-1 is supported
T2 26dB	---	5350.000000	5330.6500	MHz	PASS

Plot: Bandwidth only



FCC 15.407, ISED RSS247 # Bandwidths 99PCT and 26dB ~ WLAN5Gx ac-VHT20 mode U-NII-2A 26dB

Plot: Bandwidth within Band



FCC 15.407, ISED RSS247 # Bandwidths 99PCT and 26dB ~ WLAN5Gx ac-VHT20 mode U-NII-2A

General verdict

PASS

## FCC 15.407, ISED RSS247 # Bandwidths 99PCT and 26dB ~ WLAN5Gx ac-VHT20 mode U-NII-2C

Test References	
TC Start	14.07.2022 16:11:00
Ambit Temp [°C]   Humidity [rel%]	28.2   40
System Version	3.2.0.2
Test Specification	FCC 15.407, ISED RSS247 -
Test Method	26dB Bandwidth KDB789033 D02, C.1 / ISED RSS-GEN
TC Version	0.0.1
My Description	FCC 15.407 Bandwidths - WLAN5Gx ac-VHT20 mode U-NII-2C
Add. Information	

EUT Common Settings WLAN5Gx	
Number of Antenna Ports	2
User Interaction	No
Device Class UNII_1	Client

Test Parameter	
Technology to test	WLAN5Gx ac-VHT20 mode
Antenna Port used	2
Temperature	nom
Voltage	nom
Frequency low to test	True   Freq [MHz] 5500
Frequency mid to test	False   Freq [MHz] 5600
Frequency high to test	False   Freq [MHz] 5700
Auto Control enabled Power Supply   Climatic Box	No   No
Additional Path Loss [dB]	1.4
Switched Path	EUT - SignalingUnit - SpectrumAnalyzer

Test Equipment	
Signal analyzer,Rohde&Schwarz,FSV-40,1307.9002K40/101042,3.70	
Switch matrix,CTCadvanced,SPM-4 NI DAQ,28016133,NI	

## Test at TX 5500 MHz

### RESULT: Reference Power cond.

Test Description	Lower Limit	Upper Limit	Measured	Unit	Verdict
Ref. Power 1MHz/1MHz cond.	---	---	15.76	dBm	INFO
Ref. Frequency	---	---	5502.400	MHz	INFO

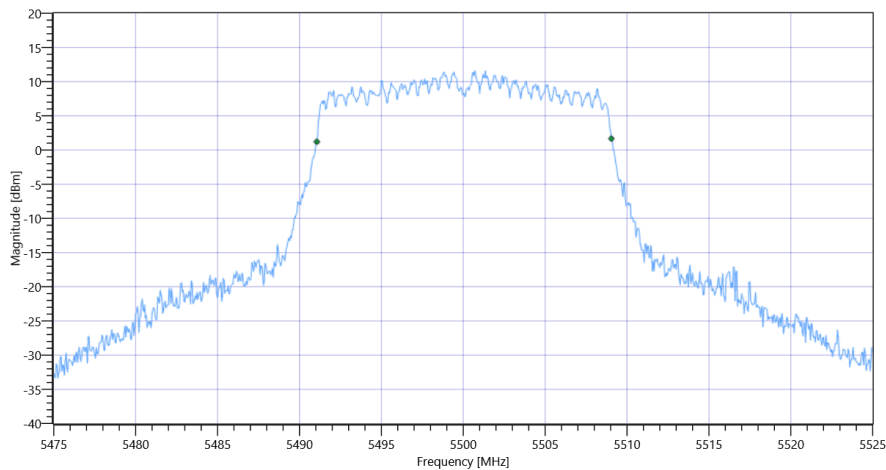
### READ SA SETTINGS:

RefLevel [dBm]   RefLevelOffset [dB]   InpAtt [dB]	23.76   18.5   25
Start [MHz]   Stop [MHz]	5475.000   5525.000
RBW [MHz]   VBW [MHz]	0.300000   1.000000
Detector   TraceMode	POS   MAXH
Sweep: Time [ms]   Count   Points per Section   Type	1   2500   1001   SWE

### RESULT

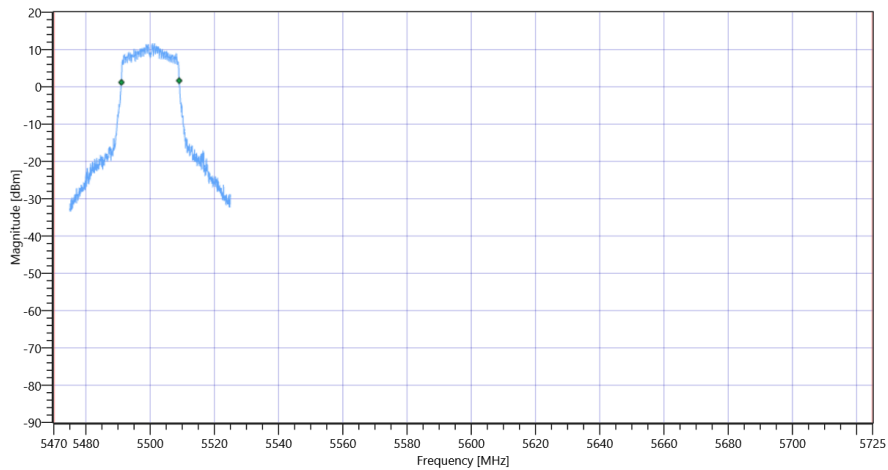
Test Description	Lower Limit	Upper Limit	Measured	Unit	Verdict
Bandwidth 99%	---	---	17.982	MHz	INFO
T1 99%	5470.000000	---	5491.0589	MHz	PASS since U-NII-3 is supported
T2 99%	---	5725.000000	5509.0410	MHz	

### Plot: Bandwidth only



FCC 15.407, ISED RSS247 # Bandwidths 99PCT and 26dB ~ WLAN5Gx ac-VHT20 mode U-NII-2C 99PCT

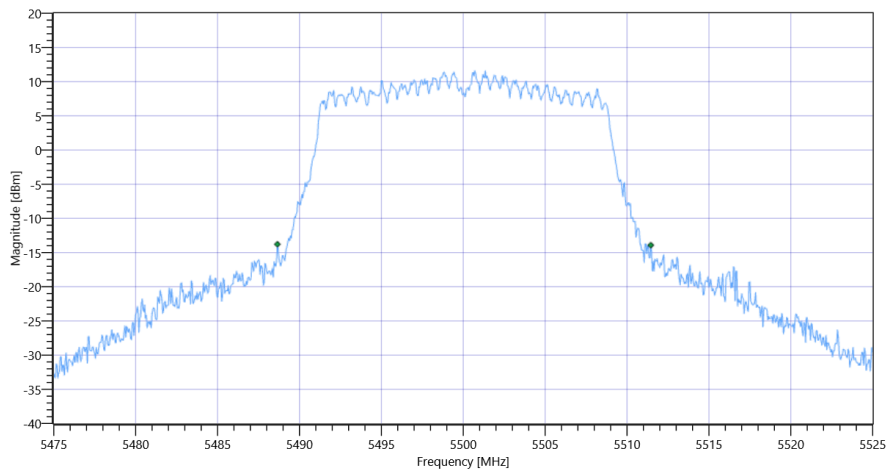
### Plot: Bandwidth within Band



FCC 15.407, ISED RSS247 # Bandwidths 99PCT and 26dB ~ WLAN5Gx ac-VHT20 mode U-NII-2C

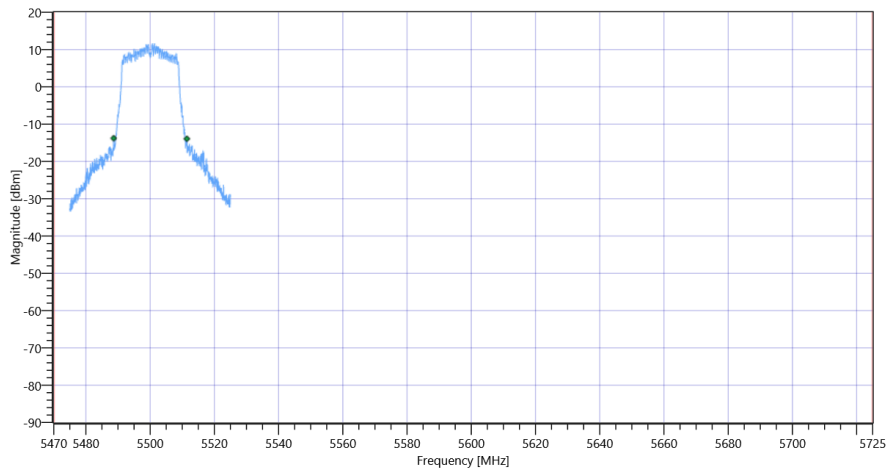
RESULT					
Test Description	Lower Limit	Upper Limit	Measured	Unit	Verdict
Bandwidth 20dB	---	---	22.8	MHz	INFO
T1 26dB	5470.000000	---	5488.6500	MHz	PASS since U-NII-3 is supported
T2 26dB	---	5725.000000	5511.4500	MHz	

Plot: Bandwidth only



FCC 15.407, ISED RSS247 # Bandwidths 99PCT and 26dB ~ WLAN5Gx ac-VHT20 mode U-NII-2C 26dB

Plot: Bandwidth within Band



FCC 15.407, ISED RSS247 # Bandwidths 99PCT and 26dB ~ WLAN5Gx ac-VHT20 mode U-NII-2C

General verdict

PASS



## FCC 15.407, ISED RSS247 # Bandwidths 99PCT and 26dB ~ WLAN5Gx ac-VHT20 mode U-NII-2C

Test References	
TC Start	14.07.2022 16:16:26
Ambit Temp [°C]   Humidity [rel%]	28.2   41
System Version	3.2.0.2
Test Specification	FCC 15.407, ISED RSS247 -
Test Method	26dB Bandwidth KDB789033 D02, C.1 / ISED RSS-GEN
TC Version	0.0.1
My Description	FCC 15.407 Bandwidths - WLAN5Gx ac-VHT20 mode U-NII-2C
Add. Information	

EUT Common Settings WLAN5Gx	
Number of Antenna Ports	2
User Interaction	No
Device Class UNII_1	Client

Test Parameter	
Technology to test	WLAN5Gx ac-VHT20 mode
Antenna Port used	2
Temperature	nom
Voltage	nom
Frequency low to test	False   Freq [MHz] 5500
Frequency mid to test	True   Freq [MHz] 5600
Frequency high to test	False   Freq [MHz] 5700
Auto Control enabled Power Supply   Climatic Box	No   No
Additional Path Loss [dB]	1.4
Switched Path	EUT - SignalingUnit - SpectrumAnalyzer

Test Equipment	
Signal analyzer,Rohde&Schwarz,FSV-40,1307.9002K40/101042,3.70	
Switch matrix,CTCadvanced,SPM-4 NI DAQ,28016133,NI	

## Test at TX 5600 MHz

### RESULT: Reference Power cond.

Test Description	Lower Limit	Upper Limit	Measured	Unit	Verdict
Ref. Power 1MHz/1MHz cond.	---	---	15.55	dBm	INFO
Ref. Frequency	---	---	5595.600	MHz	INFO

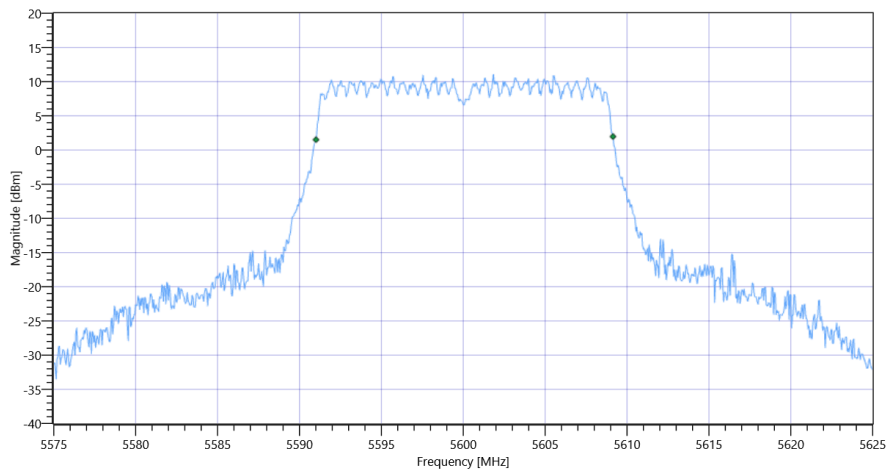
### READ SA SETTINGS:

RefLevel [dBm]   RefLevelOffset [dB]   InpAtt [dB]	23.55   19.06   20
Start [MHz]   Stop [MHz]	5575.000   5625.000
RBW [MHz]   VBW [MHz]	0.300000   1.000000
Detector   TraceMode	POS   MAXH
Sweep: Time [ms]   Count   Points per Section   Type	1   2500   1001   SWE

### RESULT

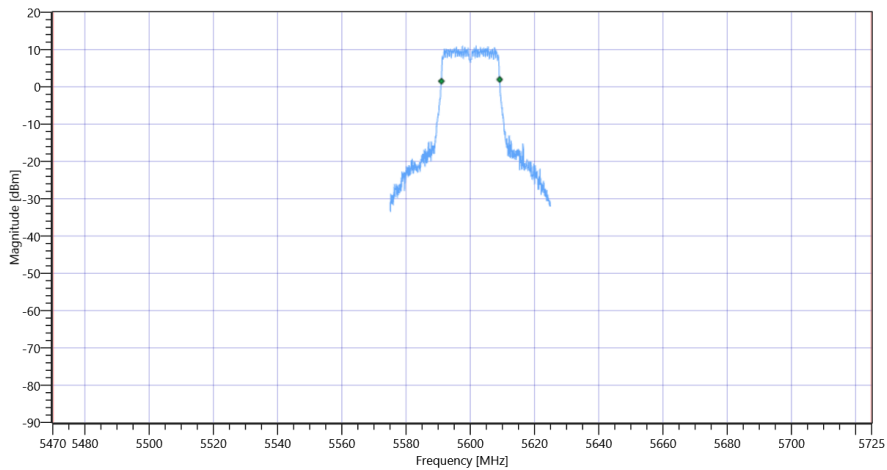
Test Description	Lower Limit	Upper Limit	Measured	Unit	Verdict
Bandwidth 99%	---	---	18.132	MHz	INFO
T1 99%	5470.000000	---	5591.0090	MHz	PASS since U-NII-3 is supported
T2 99%	---	5725.000000	5609.1409	MHz	

### Plot: Bandwidth only



FCC 15.407, ISED RSS247 # Bandwidths 99PCT and 26dB ~ WLAN5Gx ac-VHT20 mode U-NII-2C 99PCT

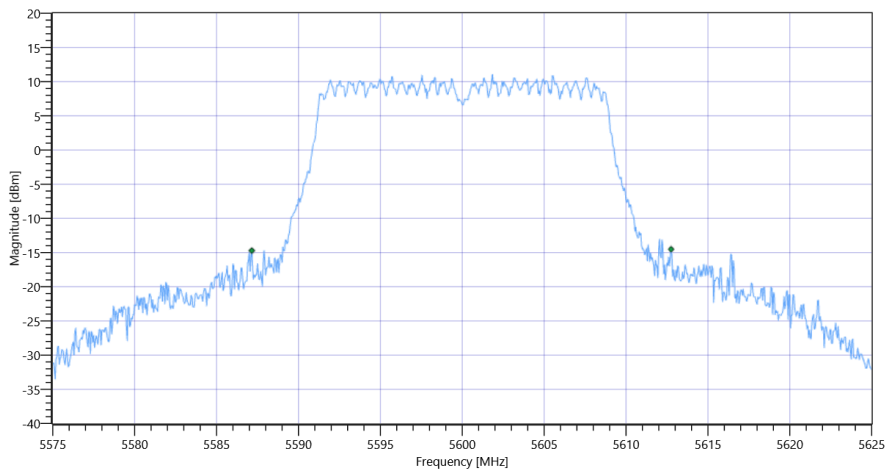
### Plot: Bandwidth within Band



FCC 15.407, ISED RSS247 # Bandwidths 99PCT and 26dB ~ WLAN5Gx ac-VHT20 mode U-NII-2C

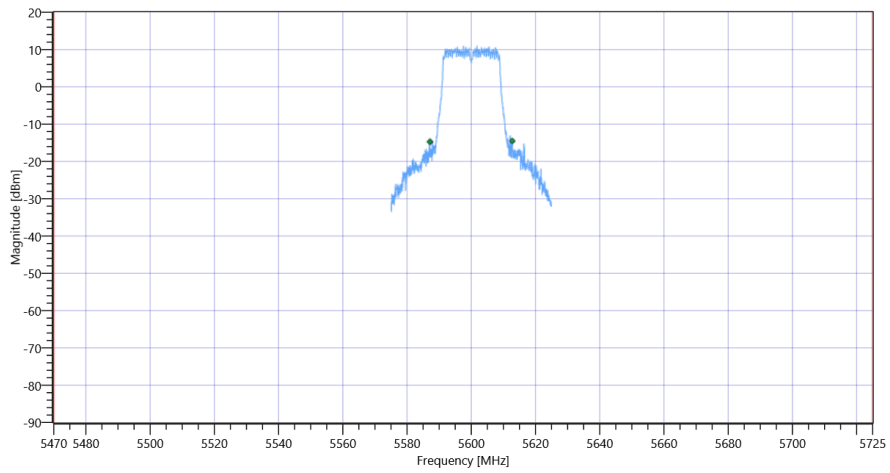
RESULT					
Test Description	Lower Limit	Upper Limit	Measured	Unit	Verdict
Bandwidth 20dB	---	---	25.6	MHz	INFO
T1 26dB	5470.000000	---	5587.1500	MHz	PASS since U-NII-3 is supported
T2 26dB	---	5725.000000	5612.7500	MHz	

Plot: Bandwidth only



FCC 15.407, ISED RSS247 # Bandwidths 99PCT and 26dB ~ WLAN5Gx ac-VHT20 mode U-NII-2C 26dB

Plot: Bandwidth within Band



FCC 15.407, ISED RSS247 # Bandwidths 99PCT and 26dB ~ WLAN5Gx ac-VHT20 mode U-NII-2C

General verdict

PASS

## FCC 15.407, ISED RSS247 # Bandwidths 99PCT and 26dB ~ WLAN5Gx ac-VHT20 mode U-NII-2C

Test References	
TC Start	14.07.2022 16:21:59
Ambit Temp [°C]   Humidity [rel%]	28.2   41
System Version	3.2.0.2
Test Specification	FCC 15.407, ISED RSS247 -
Test Method	26dB Bandwidth KDB789033 D02, C.1 / ISED RSS-GEN
TC Version	0.0.1
My Description	FCC 15.407 Bandwidths - WLAN5Gx ac-VHT20 mode U-NII-2C
Add. Information	

EUT Common Settings WLAN5Gx	
Number of Antenna Ports	2
User Interaction	No
Device Class UNII_1	Client

Test Parameter	
Technology to test	WLAN5Gx ac-VHT20 mode
Antenna Port used	2
Temperature	nom
Voltage	nom
Frequency low to test	False   Freq [MHz] 5500
Frequency mid to test	False   Freq [MHz] 5600
Frequency high to test	True   Freq [MHz] 5700
Auto Control enabled Power Supply   Climatic Box	No   No
Additional Path Loss [dB]	1.4
Switched Path	EUT - SignalingUnit - SpectrumAnalyzer

Test Equipment	
Signal analyzer,Rohde&Schwarz,FSV-40,1307.9002K40/101042,3.70	
Switch matrix,CTCadvanced,SPM-4 NI DAQ,28016133,NI	

## Test at TX 5700 MHz

### RESULT: Reference Power cond.

Test Description	Lower Limit	Upper Limit	Measured	Unit	Verdict
Ref. Power 1MHz/1MHz cond.	---	---	14.58	dBm	INFO
Ref. Frequency	---	---	5701.600	MHz	INFO

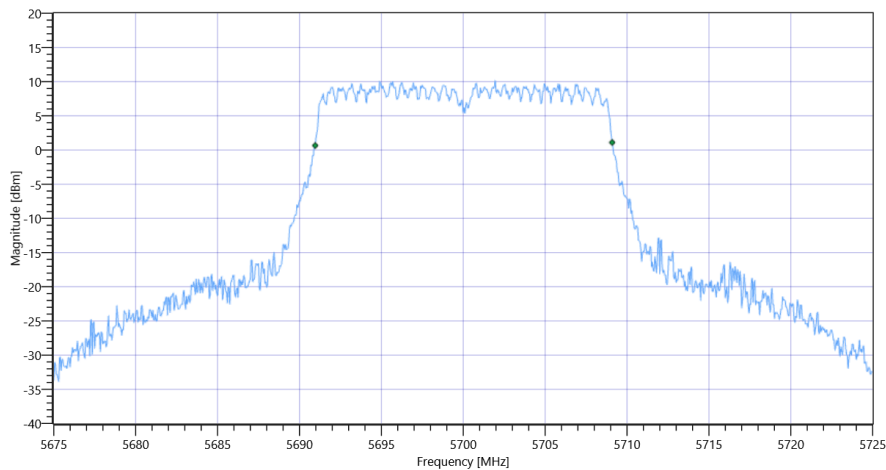
### READ SA SETTINGS:

RefLevel [dBm]   RefLevelOffset [dB]   InpAtt [dB]	22.58   18.46   20
Start [MHz]   Stop [MHz]	5675.000   5725.000
RBW [MHz]   VBW [MHz]	0.300000   1.000000
Detector   TraceMode	POS   MAXH
Sweep: Time [ms]   Count   Points per Section   Type	1   2500   1001   SWE

### RESULT

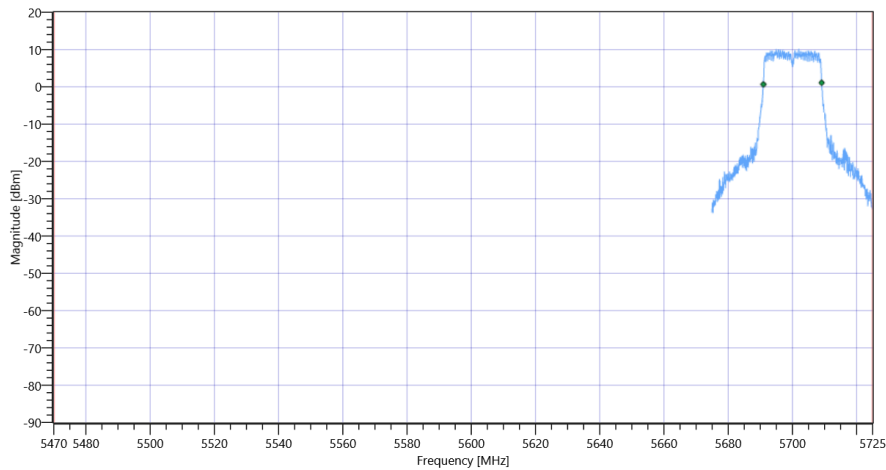
Test Description	Lower Limit	Upper Limit	Measured	Unit	Verdict
Bandwidth 99%	---	---	18.132	MHz	INFO
T1 99%	5470.000000	---	5690.9590	MHz	PASS since U-NII-3 is supported
T2 99%	---	5725.000000	5709.0909	MHz	

### Plot: Bandwidth only



FCC 15.407, ISED RSS247 # Bandwidths 99PCT and 26dB ~ WLAN5Gx ac-VHT20 mode U-NII-2C 99PCT

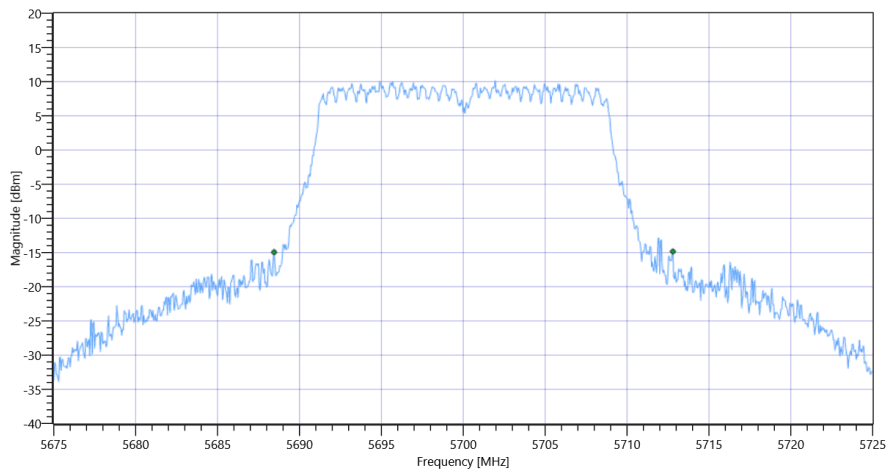
### Plot: Bandwidth within Band



FCC 15.407, ISED RSS247 # Bandwidths 99PCT and 26dB ~ WLAN5Gx ac-VHT20 mode U-NII-2C

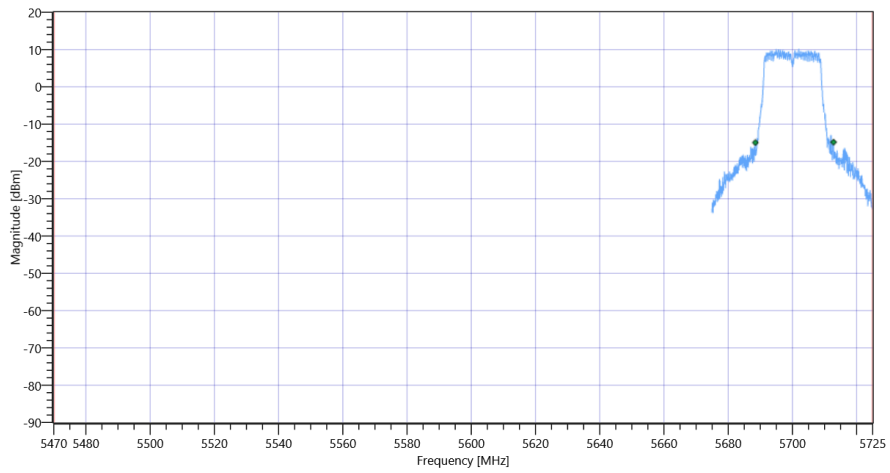
RESULT						
Test Description	Lower Limit	Upper Limit	Measured	Unit	Verdict	
Bandwidth 20dB	---	---	24.35	MHz	INFO	
T1 26dB	5470.000000	---	5688.4500	MHz	PASS since U-NII-3 is supported	
T2 26dB	---	5725.000000	5712.8000	MHz		

Plot: Bandwidth only



FCC 15.407, ISED RSS247 # Bandwidths 99PCT and 26dB ~ WLAN5Gx ac-VHT20 mode U-NII-2C 26dB

Plot: Bandwidth within Band



FCC 15.407, ISED RSS247 # Bandwidths 99PCT and 26dB ~ WLAN5Gx ac-VHT20 mode U-NII-2C

General verdict

PASS



## FCC 15.407, ISED RSS247 # Bandwidths 99PCT and 26dB ~ WLAN5Gx ac-VHT20 mode U-NII-3

Test References	
TC Start	14.07.2022 16:32:38
Ambit Temp [°C]   Humidity [rel%]	28.2   40
System Version	3.2.0.2
Test Specification	FCC 15.407, ISED RSS247 -
Test Method	26dB Bandwidth KDB789033 D02, C.1 / ISED RSS-GEN
TC Version	0.0.1
My Description	FCC 15.407 Bandwidths - WLAN5Gx ac-VHT20 mode U-NII-3
Add. Information	

EUT Common Settings WLAN5Gx	
Number of Antenna Ports	2
User Interaction	No
Device Class UNII_1	Client

Test Parameter	
Technology to test	WLAN5Gx ac-VHT20 mode
Antenna Port used	2
Temperature	nom
Voltage	nom
Frequency low to test	True   Freq [MHz] 5745
Frequency mid to test	False   Freq [MHz] 5785
Frequency high to test	False   Freq [MHz] 5825
Auto Control enabled Power Supply   Climatic Box	No   No
Additional Path Loss [dB]	1.4
Switched Path	EUT - SignalingUnit - SpectrumAnalyzer

Test Equipment	
Signal analyzer,Rohde&Schwarz,FSV-40,1307.9002K40/101042,3.70	
Switch matrix,CTCadvanced,SPM-4 NI DAQ,28016133,NI	

## Test at TX 5745 MHz

### RESULT: Reference Power cond.

Test Description	Lower Limit	Upper Limit	Measured	Unit	Verdict
Ref. Power 1MHz/1MHz cond.	---	---	19.86	dBm	INFO
Ref. Frequency	---	---	5743.200	MHz	INFO

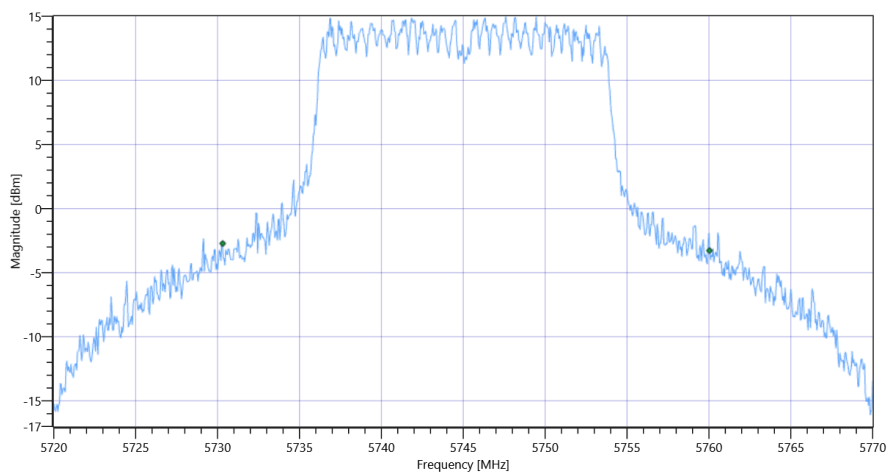
### READ SA SETTINGS:

RefLevel [dBm]   RefLevelOffset [dB]   InpAtt [dB]	27.86   18.72   25
Start [MHz]   Stop [MHz]	5720.000   5770.000
RBW [MHz]   VBW [MHz]	0.300000   1.000000
Detector   TraceMode	POS   MAXH
Sweep: Time [ms]   Count   Points per Section   Type	1   2500   1001   SWE

### RESULT

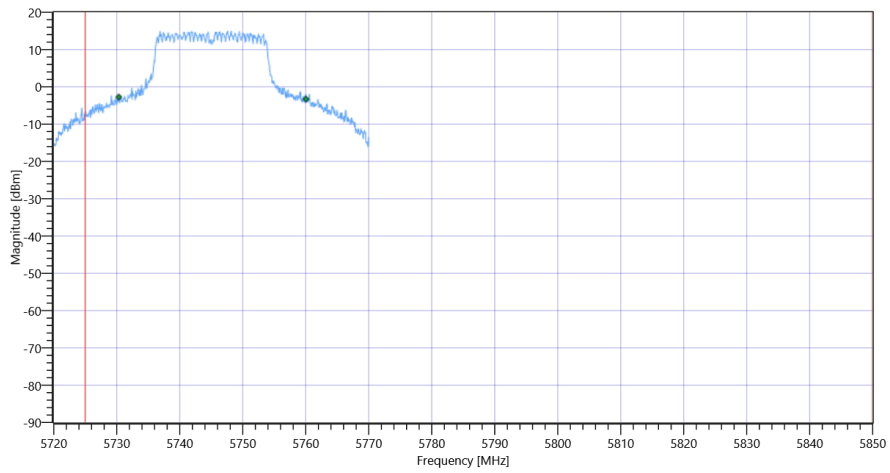
Test Description	Lower Limit	Upper Limit	Measured	Unit	Verdict
Bandwidth 99%	---	---	29.720	MHz	INFO
T1 99%	5725.000000	---	5730.3147	MHz	PASS
T2 99%	---	5850.000000	5760.0350	MHz	PASS

### Plot: Bandwidth only



FCC 15.407, ISED RSS247 # Bandwidths 99PCT and 26dB ~ WLAN5Gx ac-VHT20 mode U-NII-3 99PCT

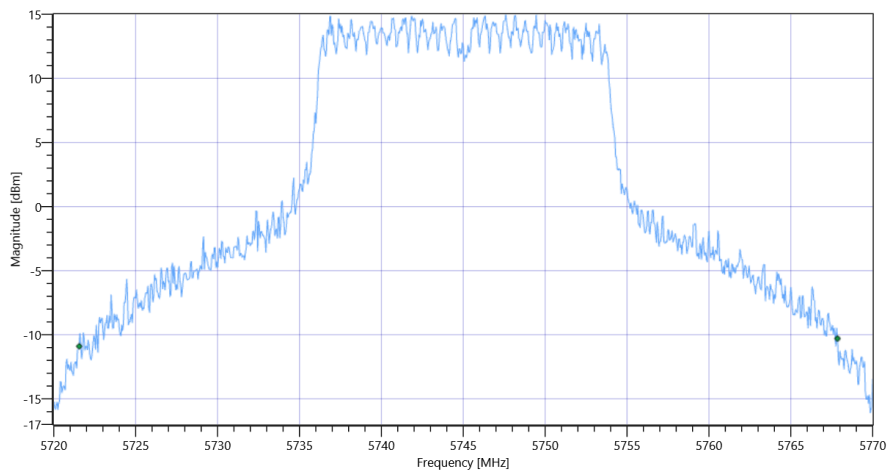
### Plot: Bandwidth within Band



FCC 15.407, ISED RSS247 # Bandwidths 99PCT and 26dB ~ WLAN5Gx ac-VHT20 mode U-NII-3

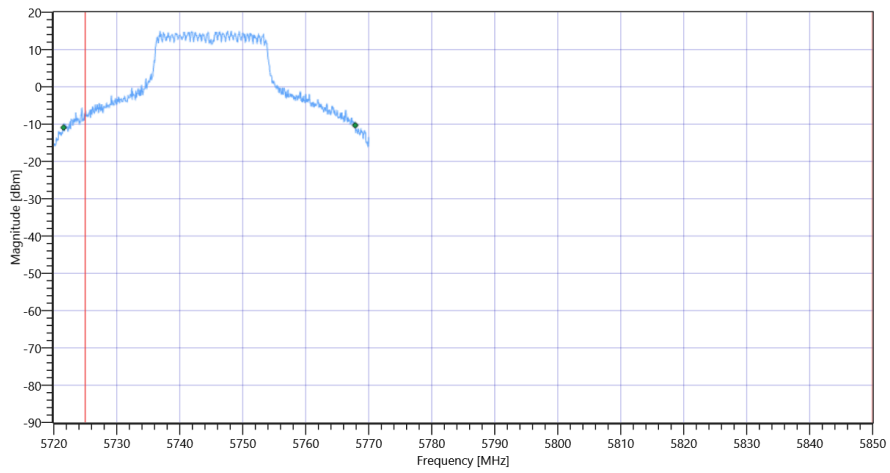
RESULT					
Test Description	Lower Limit	Upper Limit	Measured	Unit	Verdict
Bandwidth 20dB	---	---	46.3	MHz	INFO
T1 26dB	5725.000000	---	5721.5500	MHz	DFS required
T2 26dB	---	5850.000000	5767.8500	MHz	PASS

Plot: Bandwidth only



FCC 15.407, ISED RSS247 # Bandwidths 99PCT and 26dB ~ WLAN5Gx ac-VHT20 mode U-NII-3 26dB

Plot: Bandwidth within Band



FCC 15.407, ISED RSS247 # Bandwidths 99PCT and 26dB ~ WLAN5Gx ac-VHT20 mode U-NII-3

General verdict

PASS

## FCC 15.407, ISED RSS247 # Bandwidths 99PCT and 26dB ~ WLAN5Gx ac-VHT20 mode U-NII-3

Test References	
TC Start	14.07.2022 16:41:40
Ambit Temp [°C]   Humidity [rel%]	28.1   40
System Version	3.2.0.2
Test Specification	FCC 15.407, ISED RSS247 -
Test Method	26dB Bandwidth KDB789033 D02, C.1 / ISED RSS-GEN
TC Version	0.0.1
My Description	FCC 15.407 Bandwidths - WLAN5Gx ac-VHT20 mode U-NII-3
Add. Information	

EUT Common Settings WLAN5Gx	
Number of Antenna Ports	2
User Interaction	No
Device Class UNII_1	Client

Test Parameter	
Technology to test	WLAN5Gx ac-VHT20 mode
Antenna Port used	2
Temperature	nom
Voltage	nom
Frequency low to test	False   Freq [MHz] 5745
Frequency mid to test	True   Freq [MHz] 5785
Frequency high to test	False   Freq [MHz] 5825
Auto Control enabled Power Supply   Climatic Box	No   No
Additional Path Loss [dB]	1.4
Switched Path	EUT - SignalingUnit - SpectrumAnalyzer

Test Equipment	
Signal analyzer,Rohde&Schwarz,FSV-40,1307.9002K40/101042,3.70	
Switch matrix,CTCadvanced,SPM-4 NI DAQ,28016133,NI	