

Measurement Results

No.1-4095/22-01-05_Annex_MR_A1

Test logging

This document is electronically signed and valid without handwritten signature.
For verification of the electronic signatures, the public keys can be requested at the testing laboratory.

Document authorized:

Test/s performed:

p.o.

Michael Dorongovski
Lab Manager
Radio Communications

Andreas Kurzkurt
Testing Manager
Radio Communications

Table of Content

EUT Information	4
FCC 15.407, ISED RSS247 # Bandwidths 99PCT and 26dB ~ WLAN5Gx a mode U-NII-2A	5
FCC 15.407, ISED RSS247 # Bandwidths 99PCT and 26dB ~ WLAN5Gx a mode U-NII-2A	9
FCC 15.407, ISED RSS247 # Bandwidths 99PCT and 26dB ~ WLAN5Gx a mode U-NII-2A	13
FCC 15.407, ISED RSS247 # Bandwidths 99PCT and 26dB ~ WLAN5Gx a mode U-NII-2A	17
FCC 15.407, ISED RSS247 # Bandwidths 99PCT and 26dB ~ WLAN5Gx a mode U-NII-2A	21
FCC 15.407, ISED RSS247 # Bandwidths 99PCT and 26dB ~ WLAN5Gx a mode U-NII-2A	25
FCC 15.407, ISED RSS247 # Bandwidths 99PCT and 26dB ~ WLAN5Gx a mode U-NII-2C	29
FCC 15.407, ISED RSS247 # Bandwidths 99PCT and 26dB ~ WLAN5Gx a mode U-NII-2C	33
FCC 15.407, ISED RSS247 # Bandwidths 99PCT and 26dB ~ WLAN5Gx a mode U-NII-2C	37
FCC 15.407, ISED RSS247 # Bandwidths 99PCT and 26dB ~ WLAN5Gx a mode U-NII-2C	41
FCC 15.407, ISED RSS247 # Bandwidths 99PCT and 26dB ~ WLAN5Gx a mode U-NII-2C	45
FCC 15.407, ISED RSS247 # Bandwidths 99PCT and 26dB ~ WLAN5Gx a mode U-NII-2C	49
FCC 15.407, ISED RSS247 # Bandwidths 99PCT and 26dB ~ WLAN5Gx a mode U-NII-3	53
FCC 15.407, ISED RSS247 # Bandwidths 99PCT and 26dB ~ WLAN5Gx a mode U-NII-3	57
FCC 15.407, ISED RSS247 # Bandwidths 99PCT and 26dB ~ WLAN5Gx a mode U-NII-3	61
FCC 15.407, ISED RSS247 # Bandwidths 99PCT and 26dB ~ WLAN5Gx a mode U-NII-3	65
FCC 15.407, ISED RSS247 # Bandwidths 99PCT and 26dB ~ WLAN5Gx a mode U-NII-3	69
FCC 15.407, ISED RSS247 # Bandwidths 99PCT and 26dB ~ WLAN5Gx a mode U-NII-3	73
FCC 15.407, ISED RSS247 # Bandwidths 99PCT and 26dB ~ WLAN5Gx a mode U-NII-1	77
FCC 15.407, ISED RSS247 # Bandwidths 99PCT and 26dB ~ WLAN5Gx a mode U-NII-1	81
FCC 15.407, ISED RSS247 # Bandwidths 99PCT and 26dB ~ WLAN5Gx a mode U-NII-1	85
FCC 15.407, ISED RSS247 # Bandwidths 99PCT and 26dB ~ WLAN5Gx a mode U-NII-1	89
FCC 15.407, ISED RSS247 # Bandwidths 99PCT and 26dB ~ WLAN5Gx a mode U-NII-1	93
FCC 15.407, ISED RSS247 # Bandwidths 99PCT and 26dB ~ WLAN5Gx a mode U-NII-1	97
FCC 15.247 # Max output power and psd ~ WLAN5Gx a mode U-NII-2A	101
FCC 15.247 # Max output power and psd ~ WLAN5Gx a mode U-NII-2A	105
FCC 15.247 # Max output power and psd ~ WLAN5Gx a mode U-NII-2A	109
FCC 15.247 # Max output power and psd ~ WLAN5Gx a mode U-NII-2A	113
FCC 15.247 # Max output power and psd ~ WLAN5Gx a mode U-NII-2A	117
FCC 15.247 # Max output power and psd ~ WLAN5Gx a mode U-NII-2A	121
FCC 15.247 # Max output power and psd ~ WLAN5Gx a mode U-NII-2C	125
FCC 15.247 # Max output power and psd ~ WLAN5Gx a mode U-NII-2C	129
FCC 15.247 # Max output power and psd ~ WLAN5Gx a mode U-NII-2C	133
FCC 15.247 # Max output power and psd ~ WLAN5Gx a mode U-NII-2C	137
FCC 15.247 # Max output power and psd ~ WLAN5Gx a mode U-NII-2C	141
FCC 15.247 # Max output power and psd ~ WLAN5Gx a mode U-NII-2C	145
FCC 15.247 # Max output power and psd ~ WLAN5Gx a mode U-NII-3	149
FCC 15.247 # Max output power and psd ~ WLAN5Gx a mode U-NII-3	153
FCC 15.247 # Max output power and psd ~ WLAN5Gx a mode U-NII-3	157
FCC 15.247 # Max output power and psd ~ WLAN5Gx a mode U-NII-3	161
FCC 15.247 # Max output power and psd ~ WLAN5Gx a mode U-NII-3	165
FCC 15.247 # Max output power and psd ~ WLAN5Gx a mode U-NII-3	169

FCC 15.247 # Max output power and psd ~ WLAN5Gx a mode U-NII-1	173
FCC 15.247 # Max output power and psd ~ WLAN5Gx a mode U-NII-1	177
FCC 15.247 # Max output power and psd ~ WLAN5Gx a mode U-NII-1	181
FCC 15.247 # Max output power and psd ~ WLAN5Gx a mode U-NII-1	185
FCC 15.247 # Max output power and psd ~ WLAN5Gx a mode U-NII-1	189
FCC 15.247 # Max output power and psd ~ WLAN5Gx a mode U-NII-1	193
FCC 15.407, ISED RSS247 # Minimum emission bandwidth ~ WLAN5Gx a mode U-NII-3	197
FCC 15.407, ISED RSS247 # Minimum emission bandwidth ~ WLAN5Gx a mode U-NII-3	199
FCC 15.407, ISED RSS247 # Minimum emission bandwidth ~ WLAN5Gx a mode U-NII-3	201
FCC 15.407, ISED RSS247 # Minimum emission bandwidth ~ WLAN5Gx a mode U-NII-3	203
FCC 15.407, ISED RSS247 # Minimum emission bandwidth ~ WLAN5Gx a mode U-NII-3	205
FCC 15.407, ISED RSS247 # Minimum emission bandwidth ~ WLAN5Gx a mode U-NII-3	207

EUT Information

EUT DEFINITION	
Manufacturer	Sagemcom
Type	DIW377 ALT US
Serial Number	622172052818
Setup Number	1.0
Version SW	NI
Version FW	NI
Version HW	NI
Comment 1	
Comment 2	
Temperature [°C] Min	-5
Temperature [°C] Nom	20
Temperature [°C] Max	45
Voltage [V] Min	110
Voltage [V] Nom	115
Voltage [V] Max	127

FCC 15.407, ISED RSS247 # Bandwidths 99PCT and 26dB ~ WLAN5Gx a mode U-NII-2A

Test References	
TC Start	19.07.2022 15:32:13
Ambit Temp [°C] Humidity [rel%]	27.4 33
System Version	3.2.0.2
Test Specification	FCC 15.407, ISED RSS247 -
Test Method	26dB Bandwidth KDB789033 D02, C.1 / ISED RSS-GEN
TC Version	0.0.1
My Description	FCC 15.407 Bandwidths - WLAN5Gx a mode U-NII-2A
Add. Information	

EUT Common Settings WLAN5Gx	
Number of Antenna Ports	2
User Interaction	No
Device Class UNII_1	Client

Test Parameter	
Technology to test	WLAN5Gx a mode
Antenna Port used	1
Temperature	nom
Voltage	nom
Frequency low to test	True Freq [MHz] 5260
Frequency mid to test	False Freq [MHz] 5280
Frequency high to test	False Freq [MHz] 5320
Auto Control enabled Power Supply Climatic Box	No No
Additional Path Loss [dB]	1.4
Switched Path	EUT - SignalingUnit - SpectrumAnalyzer

Test Equipment	
Signal analyzer,Rohde&Schwarz,FSV-40,1307.9002K40/101042,3.70	
Switch matrix,CTCadvanced,SPM-4 NI DAQ,28016133,NI	

Test at TX 5260 MHz

RESULT: Reference Power cond.

Test Description	Lower Limit	Upper Limit	Measured	Unit	Verdict
Ref. Power 1MHz/1MHz cond.	---	---	13.42	dBm	INFO
Ref. Frequency	---	---	5256.800	MHz	INFO

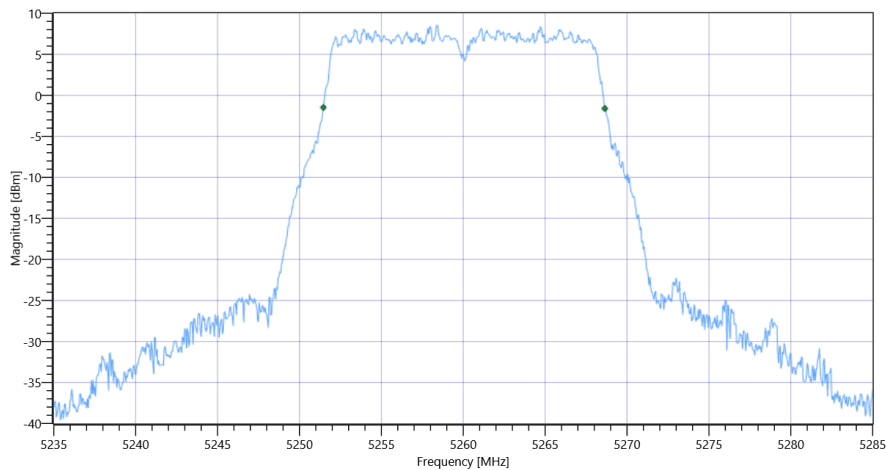
READ SA SETTINGS:

RefLevel [dBm] RefLevelOffset [dB] InpAtt [dB]	21.42 18.82 20
Start [MHz] Stop [MHz]	5235.000 5285.000
RBW [MHz] VBW [MHz]	0.300000 1.000000
Detector TraceMode	POS MAXH
Sweep: Time [ms] Count Points per Section Type	1 2500 1001 SWE

RESULT

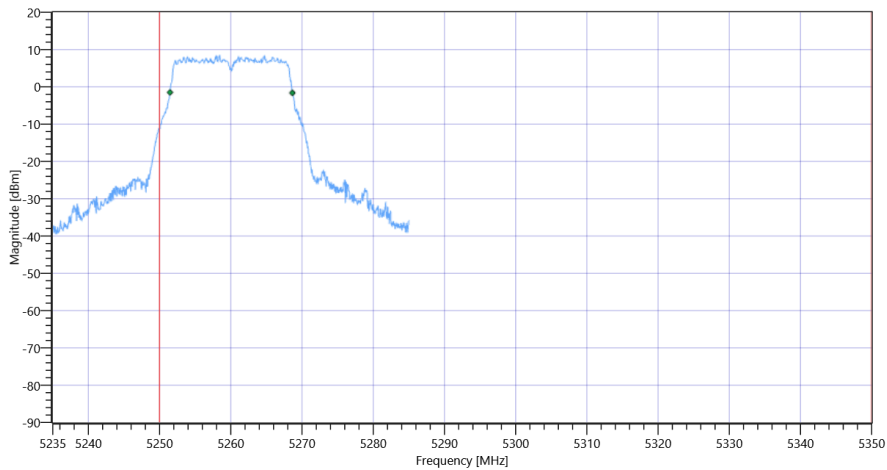
Test Description	Lower Limit	Upper Limit	Measured	Unit	Verdict
Bandwidth 99%	---	---	17.183	MHz	INFO
T1 99%	5250.000000	---	5251.4585	MHz	PASS since U-NII-1 is supported
T2 99%	---	5350.000000	5268.6414	MHz	PASS

Plot: Bandwidth only



FCC 15.407, ISED RSS247 # Bandwidths 99PCT and 26dB ~ WLAN5Gx a mode U-NII-2A 99PCT

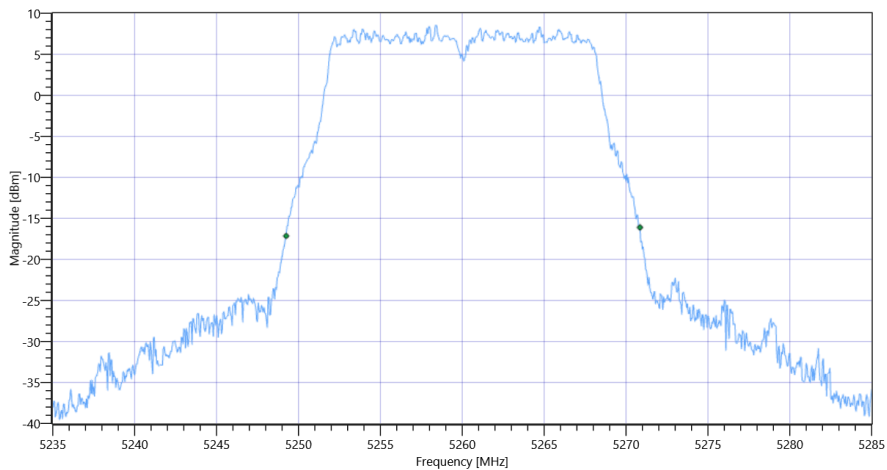
Plot: Bandwidth within Band



FCC 15.407, ISED RSS247 # Bandwidths 99PCT and 26dB ~ WLAN5Gx a mode U-NII-2A

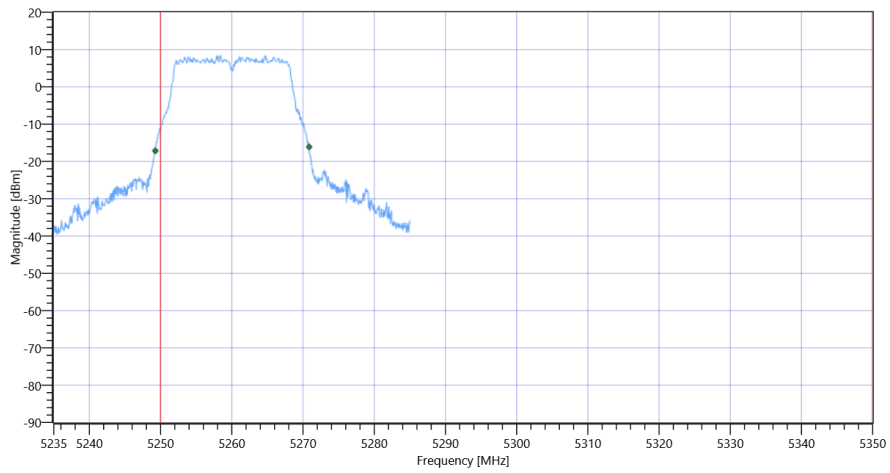
RESULT						
Test Description	Lower Limit	Upper Limit	Measured	Unit	Verdict	
Bandwidth 20dB	---	---	21.6	MHz	INFO	
T1 26dB	5250.000000	---	5249.2500	MHz	PASS since U-NII-1 is supported	
T2 26dB	---	5350.000000	5270.8500	MHz	PASS	

Plot: Bandwidth only



FCC 15.407, ISED RSS247 # Bandwidths 99PCT and 26dB ~ WLAN5Gx a mode U-NII-2A 26dB

Plot: Bandwidth within Band



FCC 15.407, ISED RSS247 # Bandwidths 99PCT and 26dB ~ WLAN5Gx a mode U-NII-2A

General verdict

PASS

FCC 15.407, ISED RSS247 # Bandwidths 99PCT and 26dB ~ WLAN5Gx a mode U-NII-2A

Test References	
TC Start	19.07.2022 15:37:06
Ambit Temp [°C] Humidity [rel%]	27.4 33
System Version	3.2.0.2
Test Specification	FCC 15.407, ISED RSS247 -
Test Method	26dB Bandwidth KDB789033 D02, C.1 / ISED RSS-GEN
TC Version	0.0.1
My Description	FCC 15.407 Bandwidths - WLAN5Gx a mode U-NII-2A
Add. Information	

EUT Common Settings WLAN5Gx	
Number of Antenna Ports	2
User Interaction	No
Device Class UNII_1	Client

Test Parameter	
Technology to test	WLAN5Gx a mode
Antenna Port used	2
Temperature	nom
Voltage	nom
Frequency low to test	True Freq [MHz] 5260
Frequency mid to test	False Freq [MHz] 5280
Frequency high to test	False Freq [MHz] 5320
Auto Control enabled Power Supply Climatic Box	No No
Additional Path Loss [dB]	1.4
Switched Path	EUT - SignalingUnit - SpectrumAnalyzer

Test Equipment	
Signal analyzer,Rohde&Schwarz,FSV-40,1307.9002K40/101042,3.70	
Switch matrix,CTCadvanced,SPM-4 NI DAQ,28016133,NI	

Test at TX 5260 MHz

RESULT: Reference Power cond.

Test Description	Lower Limit	Upper Limit	Measured	Unit	Verdict
Ref. Power 1MHz/1MHz cond.	---	---	14.30	dBm	INFO
Ref. Frequency	---	---	5258.000	MHz	INFO

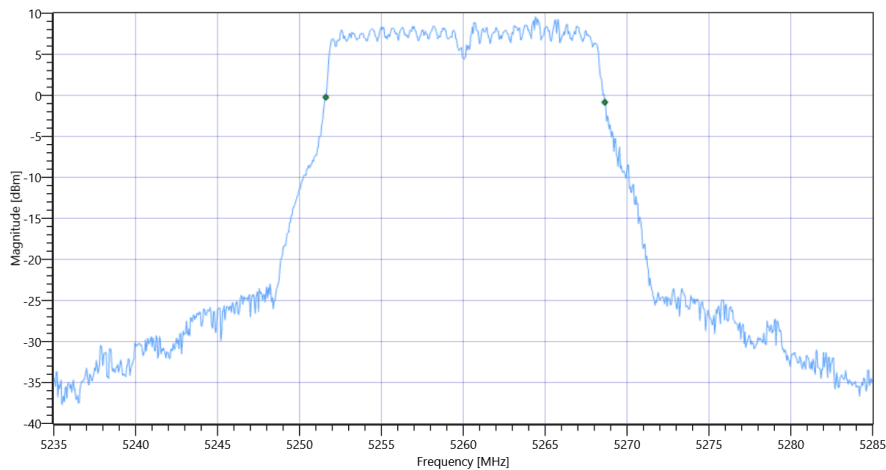
READ SA SETTINGS:

RefLevel [dBm] RefLevelOffset [dB] InpAtt [dB]	22.30 18.82 20
Start [MHz] Stop [MHz]	5235.000 5285.000
RBW [MHz] VBW [MHz]	0.300000 1.000000
Detector TraceMode	POS MAXH
Sweep: Time [ms] Count Points per Section Type	1 2500 1001 SWE

RESULT

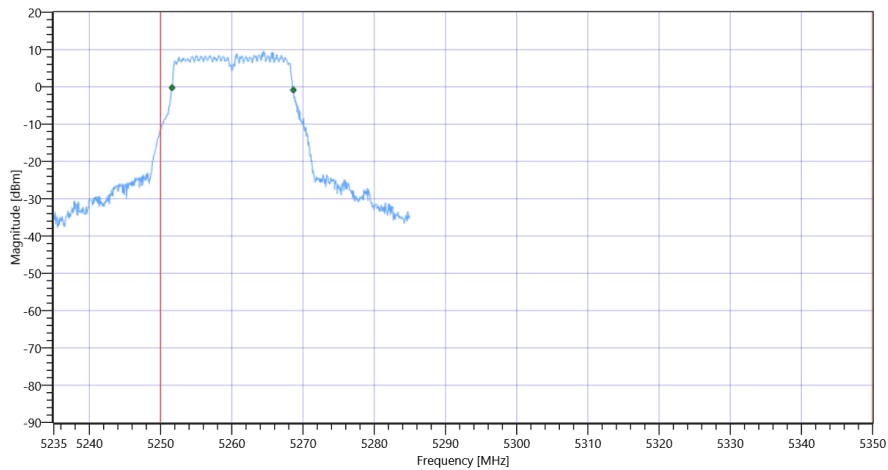
Test Description	Lower Limit	Upper Limit	Measured	Unit	Verdict
Bandwidth 99%	---	---	17.033	MHz	INFO
T1 99%	5250.000000	---	5251.6084	MHz	PASS since U-NII-1 is supported
T2 99%	---	5350.000000	5268.6414	MHz	PASS

Plot: Bandwidth only



FCC 15.407, ISED RSS247 # Bandwidths 99PCT and 26dB ~ WLAN5Gx a mode U-NII-2A 99PCT

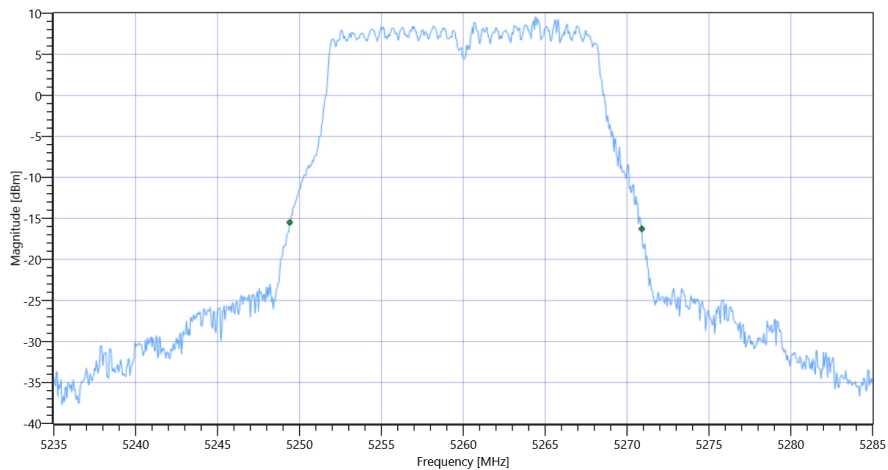
Plot: Bandwidth within Band



FCC 15.407, ISED RSS247 # Bandwidths 99PCT and 26dB ~ WLAN5Gx a mode U-NII-2A

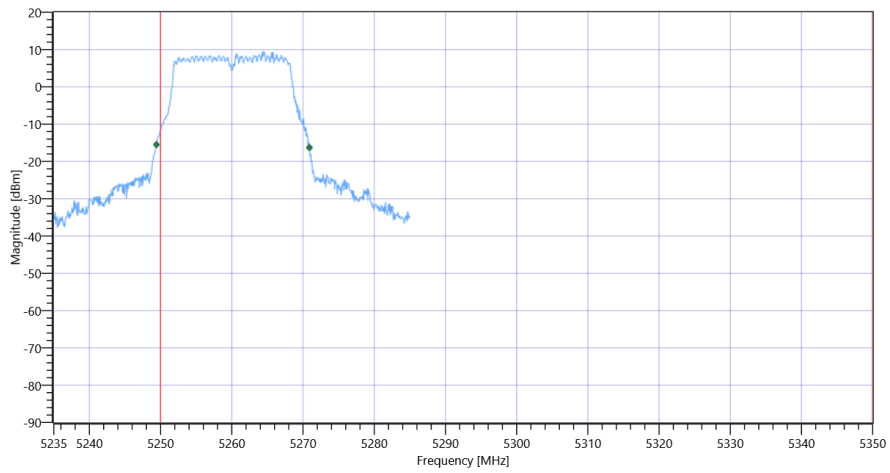
RESULT					
Test Description	Lower Limit	Upper Limit	Measured	Unit	Verdict
Bandwidth 20dB	---	---	21.5	MHz	INFO
T1 26dB	5250.000000	---	5249.4000	MHz	PASS since U-NII-1 is supported
T2 26dB	---	5350.000000	5270.9000	MHz	PASS

Plot: Bandwidth only



FCC 15.407, ISED RSS247 # Bandwidths 99PCT and 26dB ~ WLAN5Gx a mode U-NII-2A 26dB

Plot: Bandwidth within Band



FCC 15.407, ISED RSS247 # Bandwidths 99PCT and 26dB ~ WLAN5Gx a mode U-NII-2A

General verdict

PASS

FCC 15.407, ISED RSS247 # Bandwidths 99PCT and 26dB ~ WLAN5Gx a mode U-NII-2A

Test References	
TC Start	19.07.2022 15:42:33
Ambit Temp [°C] Humidity [rel%]	27.5 33
System Version	3.2.0.2
Test Specification	FCC 15.407, ISED RSS247 -
Test Method	26dB Bandwidth KDB789033 D02, C.1 / ISED RSS-GEN
TC Version	0.0.1
My Description	FCC 15.407 Bandwidths - WLAN5Gx a mode U-NII-2A
Add. Information	

EUT Common Settings WLAN5Gx	
Number of Antenna Ports	2
User Interaction	No
Device Class UNII_1	Client

Test Parameter	
Technology to test	WLAN5Gx a mode
Antenna Port used	1
Temperature	nom
Voltage	nom
Frequency low to test	False Freq [MHz] 5260
Frequency mid to test	True Freq [MHz] 5280
Frequency high to test	False Freq [MHz] 5320
Auto Control enabled Power Supply Climatic Box	No No
Additional Path Loss [dB]	1.4
Switched Path	EUT - SignalingUnit - SpectrumAnalyzer

Test Equipment	
Signal analyzer,Rohde&Schwarz,FSV-40,1307.9002K40/101042,3.70	
Switch matrix,CTCadvanced,SPM-4 NI DAQ,28016133,NI	

Test at TX 5280 MHz

RESULT: Reference Power cond.

Test Description	Lower Limit	Upper Limit	Measured	Unit	Verdict
Ref. Power 1MHz/1MHz cond.	---	---	13.21	dBm	INFO
Ref. Frequency	---	---	5276.600	MHz	INFO

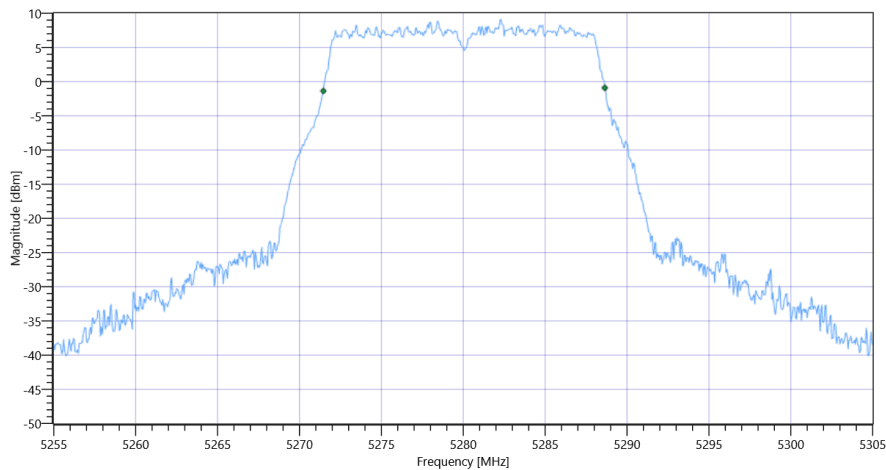
READ SA SETTINGS:

RefLevel [dBm] RefLevelOffset [dB] InpAtt [dB]	21.21 18.69 20
Start [MHz] Stop [MHz]	5255.000 5305.000
RBW [MHz] VBW [MHz]	0.300000 1.000000
Detector TraceMode	POS MAXH
Sweep: Time [ms] Count Points per Section Type	1 2500 1001 SWE

RESULT

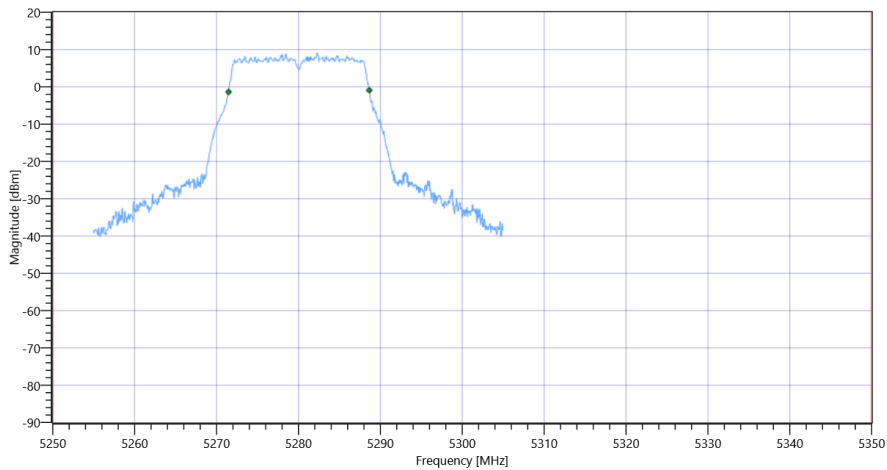
Test Description	Lower Limit	Upper Limit	Measured	Unit	Verdict
Bandwidth 99%	---	---	17.183	MHz	INFO
T1 99%	5250.000000	---	5271.4585	MHz	PASS since U-NII-1 is supported
T2 99%	---	5350.000000	5288.6414	MHz	PASS

Plot: Bandwidth only



FCC 15.407, ISED RSS247 # Bandwidths 99PCT and 26dB ~ WLAN5Gx a mode U-NII-2A 99PCT

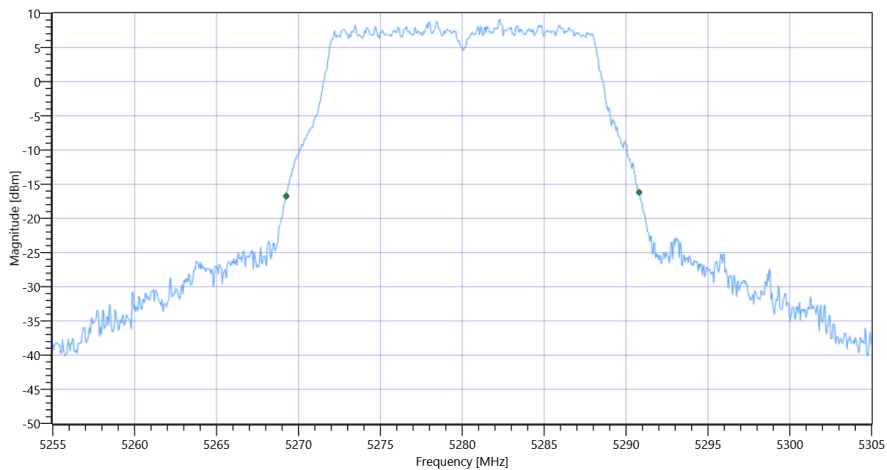
Plot: Bandwidth within Band



FCC 15.407, ISED RSS247 # Bandwidths 99PCT and 26dB ~ WLAN5Gx a mode U-NII-2A

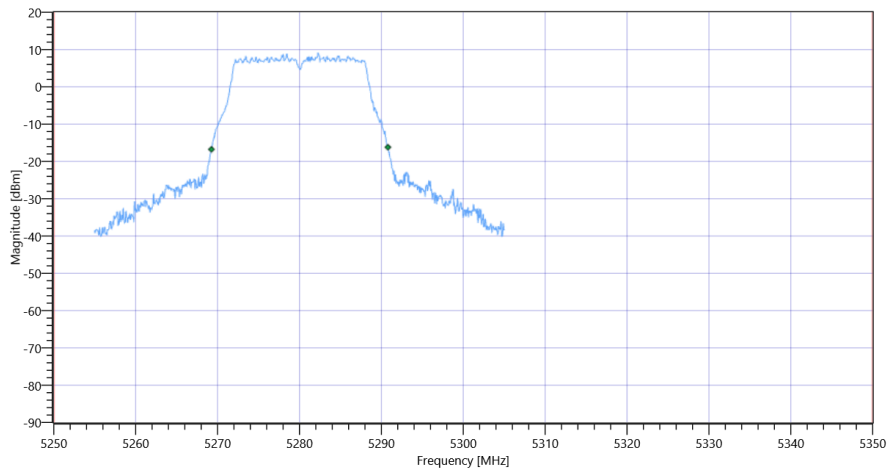
RESULT					
Test Description	Lower Limit	Upper Limit	Measured	Unit	Verdict
Bandwidth 20dB	---	---	21.55	MHz	INFO
T1 26dB	5250.000000	---	5269.2500	MHz	PASS since U-NII-1 is supported
T2 26dB	---	5350.000000	5290.8000	MHz	PASS

Plot: Bandwidth only



FCC 15.407, ISED RSS247 # Bandwidths 99PCT and 26dB ~ WLAN5Gx a mode U-NII-2A 26dB

Plot: Bandwidth within Band



FCC 15.407, ISED RSS247 # Bandwidths 99PCT and 26dB ~ WLAN5Gx a mode U-NII-2A

General verdict

PASS

FCC 15.407, ISED RSS247 # Bandwidths 99PCT and 26dB ~ WLAN5Gx a mode U-NII-2A

Test References	
TC Start	19.07.2022 15:47:27
Ambit Temp [°C] Humidity [rel%]	27.4 33
System Version	3.2.0.2
Test Specification	FCC 15.407, ISED RSS247 -
Test Method	26dB Bandwidth KDB789033 D02, C.1 / ISED RSS-GEN
TC Version	0.0.1
My Description	FCC 15.407 Bandwidths - WLAN5Gx a mode U-NII-2A
Add. Information	

EUT Common Settings WLAN5Gx	
Number of Antenna Ports	2
User Interaction	No
Device Class UNII_1	Client

Test Parameter	
Technology to test	WLAN5Gx a mode
Antenna Port used	2
Temperature	nom
Voltage	nom
Frequency low to test	False Freq [MHz] 5260
Frequency mid to test	True Freq [MHz] 5280
Frequency high to test	False Freq [MHz] 5320
Auto Control enabled Power Supply Climatic Box	No No
Additional Path Loss [dB]	1.4
Switched Path	EUT - SignalingUnit - SpectrumAnalyzer

Test Equipment	
Signal analyzer,Rohde&Schwarz,FSV-40,1307.9002K40/101042,3.70	
Switch matrix,CTCadvanced,SPM-4 NI DAQ,28016133,NI	

Test at TX 5280 MHz

RESULT: Reference Power cond.

Test Description	Lower Limit	Upper Limit	Measured	Unit	Verdict
Ref. Power 1MHz/1MHz cond.	---	---	13.86	dBm	INFO
Ref. Frequency	---	---	5282.200	MHz	INFO

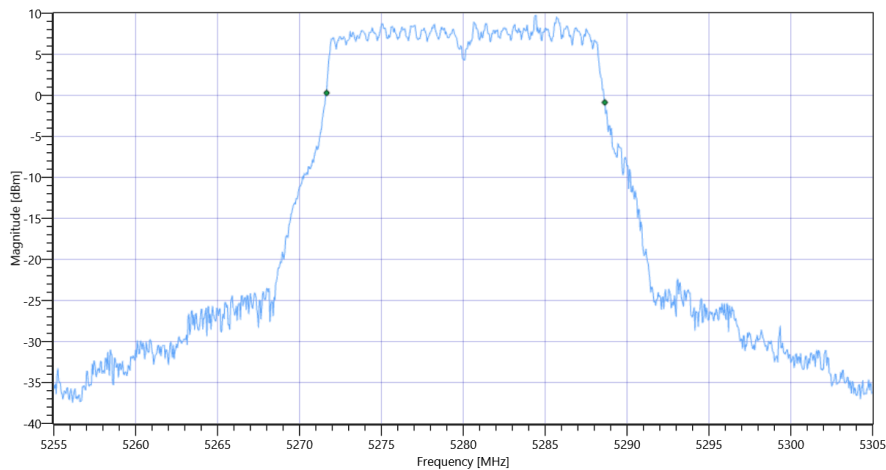
READ SA SETTINGS:

RefLevel [dBm] RefLevelOffset [dB] InpAtt [dB]	21.86 18.69 20
Start [MHz] Stop [MHz]	5255.000 5305.000
RBW [MHz] VBW [MHz]	0.300000 1.000000
Detector TraceMode	POS MAXH
Sweep: Time [ms] Count Points per Section Type	1 2500 1001 SWE

RESULT

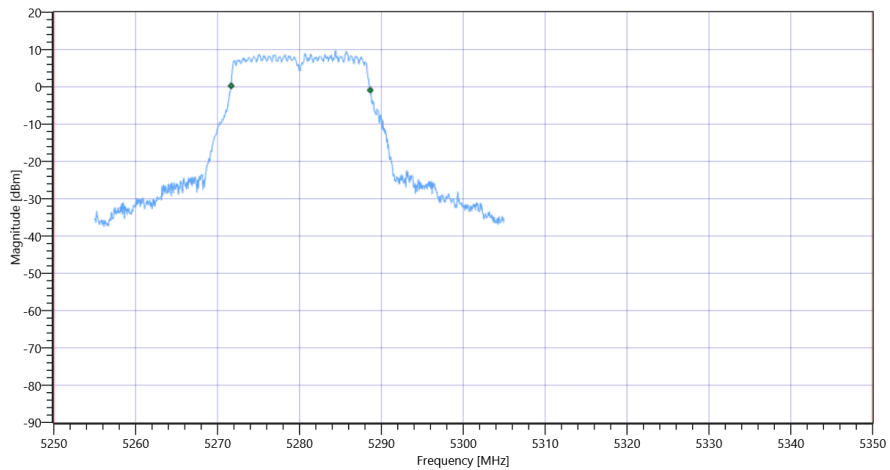
Test Description	Lower Limit	Upper Limit	Measured	Unit	Verdict
Bandwidth 99%	---	---	16.983	MHz	INFO
T1 99%	5250.000000	---	5271.6583	MHz	PASS since U-NII-1 is supported
T2 99%	---	5350.000000	5288.6414	MHz	PASS

Plot: Bandwidth only



FCC 15.407, ISED RSS247 # Bandwidths 99PCT and 26dB ~ WLAN5Gx a mode U-NII-2A 99PCT

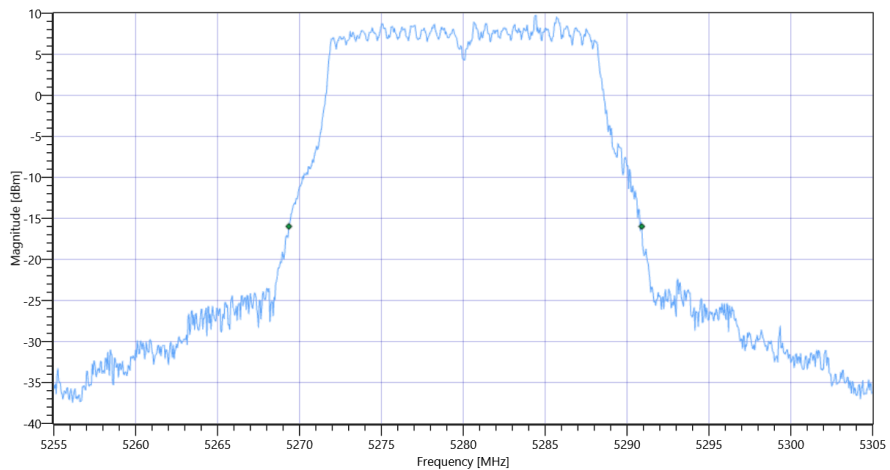
Plot: Bandwidth within Band



FCC 15.407, ISED RSS247 # Bandwidths 99PCT and 26dB ~ WLAN5Gx a mode U-NII-2A

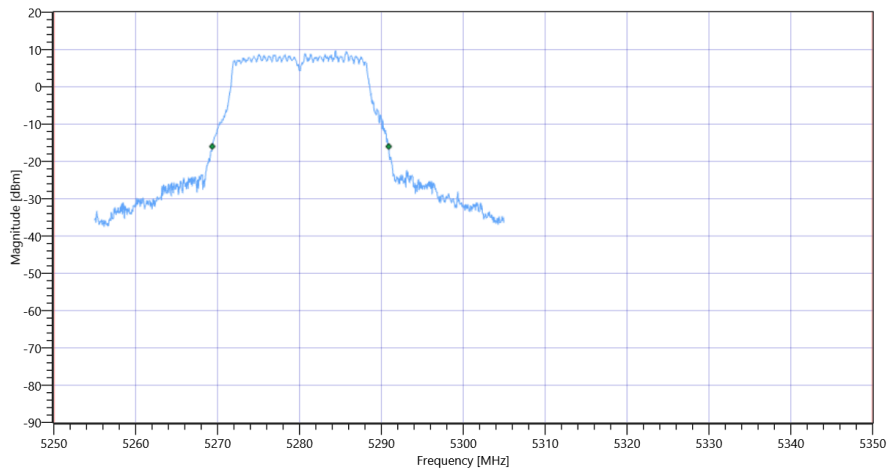
RESULT						
Test Description	Lower Limit	Upper Limit	Measured	Unit	Verdict	
Bandwidth 20dB	---	---	21.55	MHz	INFO	
T1 26dB	5250.000000	---	5269.3500	MHz	PASS since U-NII-1 is supported	
T2 26dB	---	5350.000000	5290.9000	MHz	PASS	

Plot: Bandwidth only



FCC 15.407, ISED RSS247 # Bandwidths 99PCT and 26dB ~ WLAN5Gx a mode U-NII-2A 26dB

Plot: Bandwidth within Band



FCC 15.407, ISED RSS247 # Bandwidths 99PCT and 26dB ~ WLAN5Gx a mode U-NII-2A

General verdict

PASS

FCC 15.407, ISED RSS247 # Bandwidths 99PCT and 26dB ~ WLAN5Gx a mode U-NII-2A

Test References	
TC Start	19.07.2022 15:52:43
Ambit Temp [°C] Humidity [rel%]	27.4 33
System Version	3.2.0.2
Test Specification	FCC 15.407, ISED RSS247 -
Test Method	26dB Bandwidth KDB789033 D02, C.1 / ISED RSS-GEN
TC Version	0.0.1
My Description	FCC 15.407 Bandwidths - WLAN5Gx a mode U-NII-2A
Add. Information	

EUT Common Settings WLAN5Gx	
Number of Antenna Ports	2
User Interaction	No
Device Class UNII_1	Client

Test Parameter	
Technology to test	WLAN5Gx a mode
Antenna Port used	1
Temperature	nom
Voltage	nom
Frequency low to test	False Freq [MHz] 5260
Frequency mid to test	False Freq [MHz] 5280
Frequency high to test	True Freq [MHz] 5320
Auto Control enabled Power Supply Climatic Box	No No
Additional Path Loss [dB]	1.4
Switched Path	EUT - SignalingUnit - SpectrumAnalyzer

Test Equipment	
Signal analyzer,Rohde&Schwarz,FSV-40,1307.9002K40/101042,3.70	
Switch matrix,CTCadvanced,SPM-4 NI DAQ,28016133,NI	

Test at TX 5320 MHz

RESULT: Reference Power cond.

Test Description	Lower Limit	Upper Limit	Measured	Unit	Verdict
Ref. Power 1MHz/1MHz cond.	---	---	13.38	dBm	INFO
Ref. Frequency	---	---	5322.000	MHz	INFO

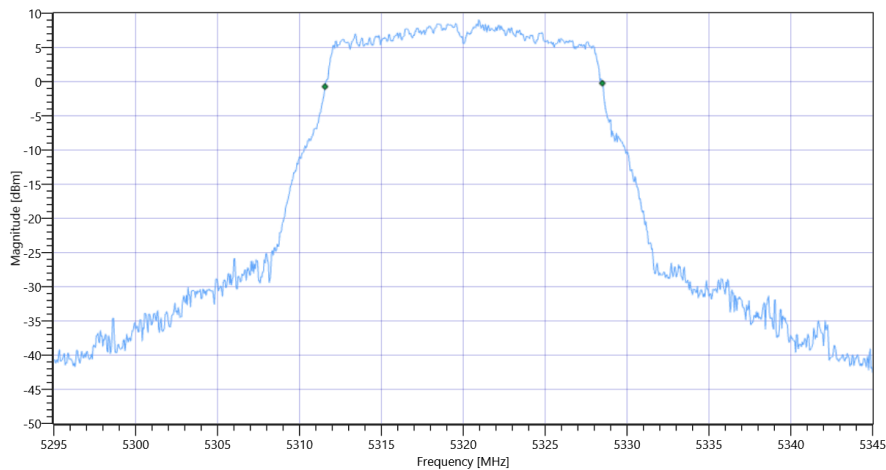
READ SA SETTINGS:

RefLevel [dBm] RefLevelOffset [dB] InpAtt [dB]	21.38 18.41 20
Start [MHz] Stop [MHz]	5295.000 5345.000
RBW [MHz] VBW [MHz]	0.300000 1.000000
Detector TraceMode	POS MAXH
Sweep: Time [ms] Count Points per Section Type	1 2500 1001 SWE

RESULT

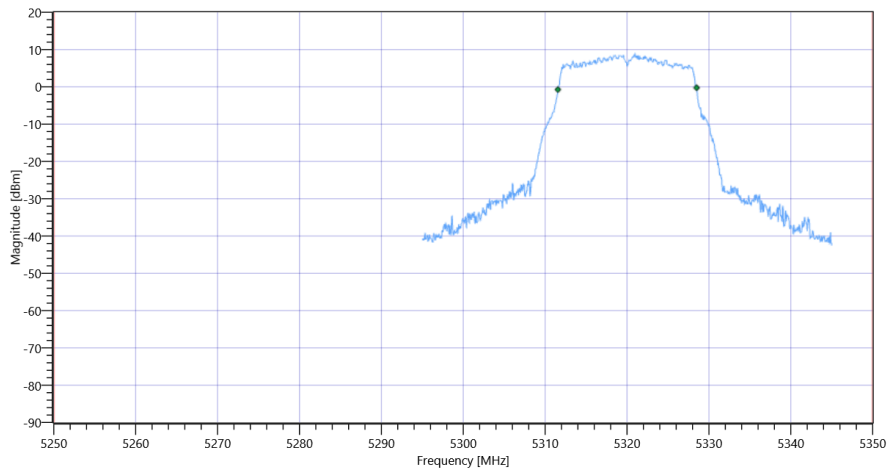
Test Description	Lower Limit	Upper Limit	Measured	Unit	Verdict
Bandwidth 99%	---	---	16.933	MHz	INFO
T1 99%	5250.000000	---	5311.5584	MHz	PASS since U-NII-1 is supported
T2 99%	---	5350.000000	5328.4915	MHz	PASS

Plot: Bandwidth only



FCC 15.407, ISED RSS247 # Bandwidths 99PCT and 26dB ~ WLAN5Gx a mode U-NII-2A 99PCT

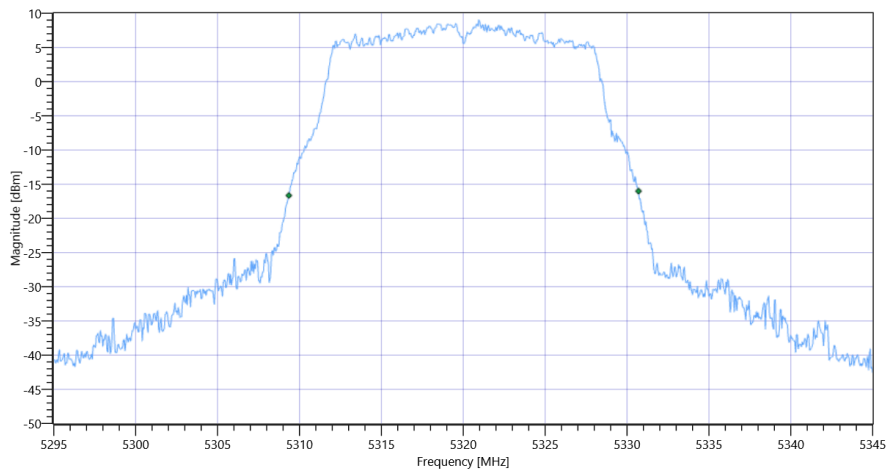
Plot: Bandwidth within Band



FCC 15.407, ISED RSS247 # Bandwidths 99PCT and 26dB ~ WLAN5Gx a mode U-NII-2A

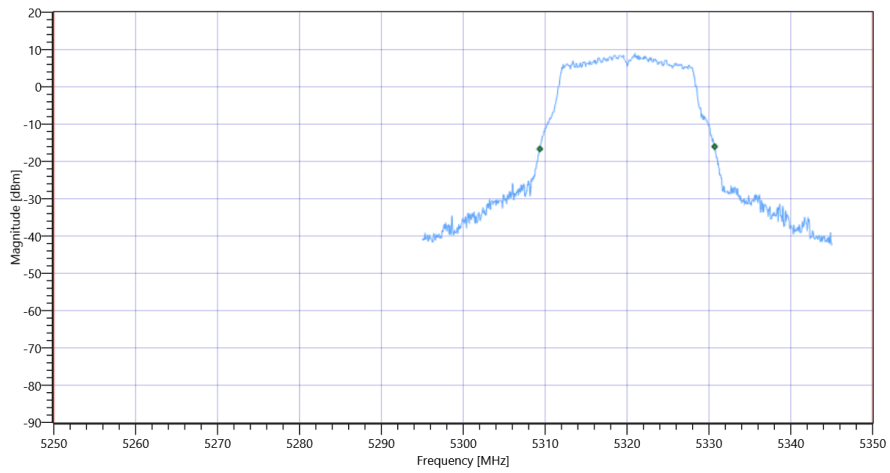
RESULT					
Test Description	Lower Limit	Upper Limit	Measured	Unit	Verdict
Bandwidth 20dB	---	---	21.35	MHz	INFO
T1 26dB	5250.000000	---	5309.3500	MHz	PASS since U-NII-1 is supported
T2 26dB	---	5350.000000	5330.7000	MHz	PASS

Plot: Bandwidth only



FCC 15.407, ISED RSS247 # Bandwidths 99PCT and 26dB ~ WLAN5Gx a mode U-NII-2A 26dB

Plot: Bandwidth within Band



FCC 15.407, ISED RSS247 # Bandwidths 99PCT and 26dB ~ WLAN5Gx a mode U-NII-2A

General verdict

PASS

FCC 15.407, ISED RSS247 # Bandwidths 99PCT and 26dB ~ WLAN5Gx a mode U-NII-2A

Test References	
TC Start	19.07.2022 15:57:40
Ambit Temp [°C] Humidity [rel%]	27.5 33
System Version	3.2.0.2
Test Specification	FCC 15.407, ISED RSS247 -
Test Method	26dB Bandwidth KDB789033 D02, C.1 / ISED RSS-GEN
TC Version	0.0.1
My Description	FCC 15.407 Bandwidths - WLAN5Gx a mode U-NII-2A
Add. Information	

EUT Common Settings WLAN5Gx	
Number of Antenna Ports	2
User Interaction	No
Device Class UNII_1	Client

Test Parameter	
Technology to test	WLAN5Gx a mode
Antenna Port used	2
Temperature	nom
Voltage	nom
Frequency low to test	False Freq [MHz] 5260
Frequency mid to test	False Freq [MHz] 5280
Frequency high to test	True Freq [MHz] 5320
Auto Control enabled Power Supply Climatic Box	No No
Additional Path Loss [dB]	1.4
Switched Path	EUT - SignalingUnit - SpectrumAnalyzer

Test Equipment	
Signal analyzer,Rohde&Schwarz,FSV-40,1307.9002K40/101042,3.70	
Switch matrix,CTCadvanced,SPM-4 NI DAQ,28016133,NI	

Test at TX 5320 MHz

RESULT: Reference Power cond.

Test Description	Lower Limit	Upper Limit	Measured	Unit	Verdict
Ref. Power 1MHz/1MHz cond.	---	---	13.77	dBm	INFO
Ref. Frequency	---	---	5322.800	MHz	INFO

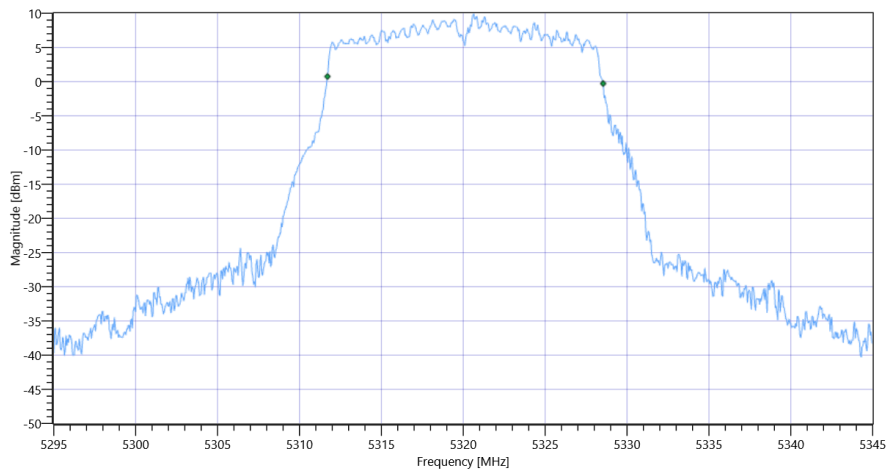
READ SA SETTINGS:

RefLevel [dBm] RefLevelOffset [dB] InpAtt [dB]	21.77 18.41 20
Start [MHz] Stop [MHz]	5295.000 5345.000
RBW [MHz] VBW [MHz]	0.300000 1.000000
Detector TraceMode	POS MAXH
Sweep: Time [ms] Count Points per Section Type	1 2500 1001 SWE

RESULT

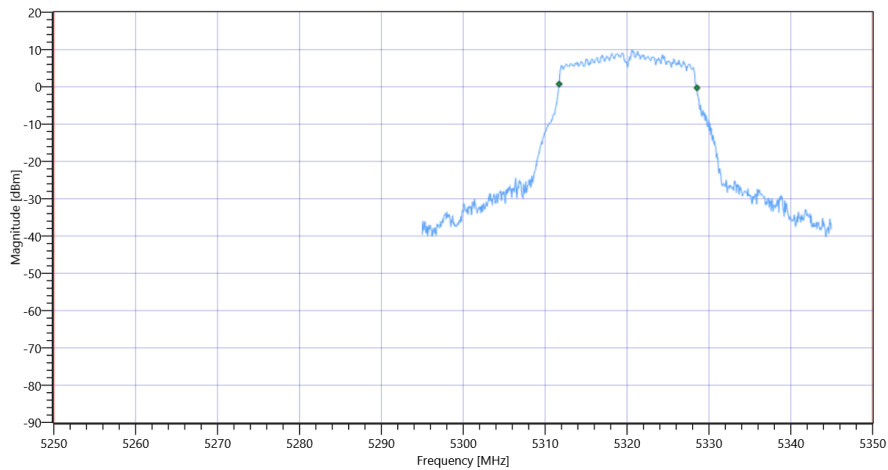
Test Description	Lower Limit	Upper Limit	Measured	Unit	Verdict
Bandwidth 99%	---	---	16.833	MHz	INFO
T1 99%	5250.000000	---	5311.7083	MHz	PASS since U-NII-1 is supported
T2 99%	---	5350.000000	5328.5415	MHz	PASS

Plot: Bandwidth only



FCC 15.407, ISED RSS247 # Bandwidths 99PCT and 26dB ~ WLAN5Gx a mode U-NII-2A 99PCT

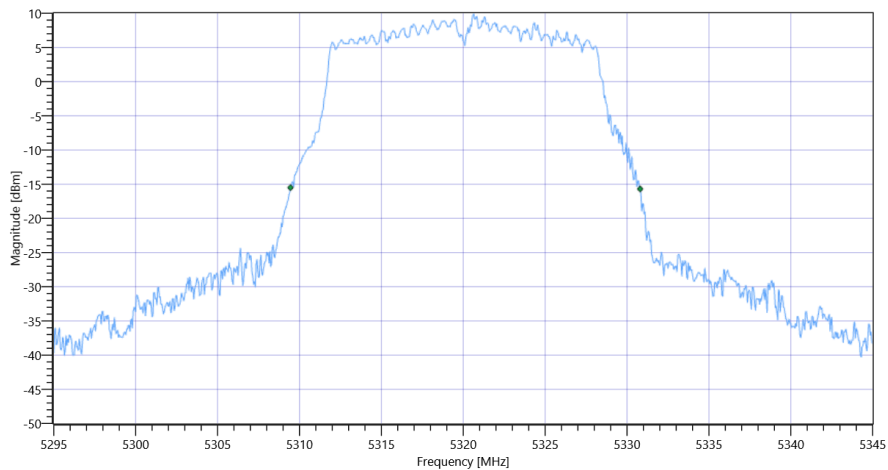
Plot: Bandwidth within Band



FCC 15.407, ISED RSS247 # Bandwidths 99PCT and 26dB ~ WLAN5Gx a mode U-NII-2A

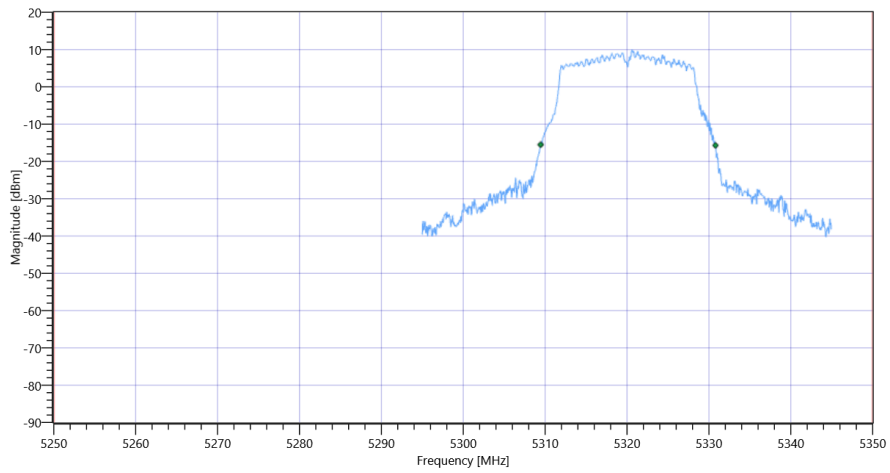
RESULT					
Test Description	Lower Limit	Upper Limit	Measured	Unit	Verdict
Bandwidth 20dB	---	---	21.35	MHz	INFO
T1 26dB	5250.000000	---	5309.4500	MHz	PASS since U-NII-1 is supported
T2 26dB	---	5335.000000	5330.8000	MHz	PASS

Plot: Bandwidth only



FCC 15.407, ISED RSS247 # Bandwidths 99PCT and 26dB ~ WLAN5Gx a mode U-NII-2A 26dB

Plot: Bandwidth within Band



FCC 15.407, ISED RSS247 # Bandwidths 99PCT and 26dB ~ WLAN5Gx a mode U-NII-2A

General verdict

PASS

FCC 15.407, ISED RSS247 # Bandwidths 99PCT and 26dB ~ WLAN5Gx a mode U-NII-2C

Test References	
TC Start	19.07.2022 16:03:39
Ambit Temp [°C] Humidity [rel%]	27.4 33
System Version	3.2.0.2
Test Specification	FCC 15.407, ISED RSS247 -
Test Method	26dB Bandwidth KDB789033 D02, C.1 / ISED RSS-GEN
TC Version	0.0.1
My Description	FCC 15.407 Bandwidths - WLAN5Gx a mode U-NII-2C
Add. Information	

EUT Common Settings WLAN5Gx	
Number of Antenna Ports	2
User Interaction	No
Device Class UNII_1	Client

Test Parameter	
Technology to test	WLAN5Gx a mode
Antenna Port used	1
Temperature	nom
Voltage	nom
Frequency low to test	True Freq [MHz] 5500
Frequency mid to test	False Freq [MHz] 5600
Frequency high to test	False Freq [MHz] 5700
Auto Control enabled Power Supply Climatic Box	No No
Additional Path Loss [dB]	1.4
Switched Path	EUT - SignalingUnit - SpectrumAnalyzer

Test Equipment	
Signal analyzer,Rohde&Schwarz,FSV-40,1307.9002K40/101042,3.70	
Switch matrix,CTCadvanced,SPM-4 NI DAQ,28016133,NI	

Test at TX 5500 MHz

RESULT: Reference Power cond.

Test Description	Lower Limit	Upper Limit	Measured	Unit	Verdict
Ref. Power 1MHz/1MHz cond.	---	---	14.83	dBm	INFO
Ref. Frequency	---	---	5497.200	MHz	INFO

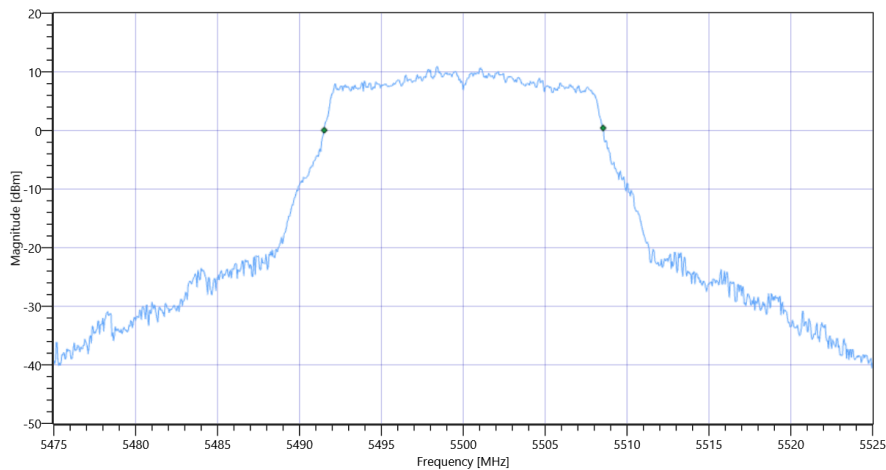
READ SA SETTINGS:

RefLevel [dBm] RefLevelOffset [dB] InpAtt [dB]	22.83 18.5 20
Start [MHz] Stop [MHz]	5475.000 5525.000
RBW [MHz] VBW [MHz]	0.300000 1.000000
Detector TraceMode	POS MAXH
Sweep: Time [ms] Count Points per Section Type	1 2500 1001 SWE

RESULT

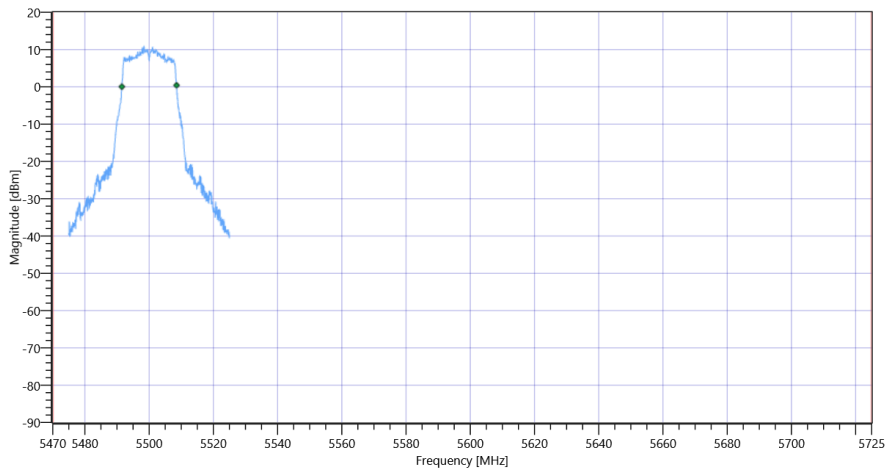
Test Description	Lower Limit	Upper Limit	Measured	Unit	Verdict
Bandwidth 99%	---	---	17.033	MHz	INFO
T1 99%	5470.000000	---	5491.5085	MHz	PASS since U-NII-3 is supported
T2 99%	---	5725.000000	5508.5415	MHz	

Plot: Bandwidth only



FCC 15.407, ISED RSS247 # Bandwidths 99PCT and 26dB ~ WLAN5Gx a mode U-NII-2C 99PCT

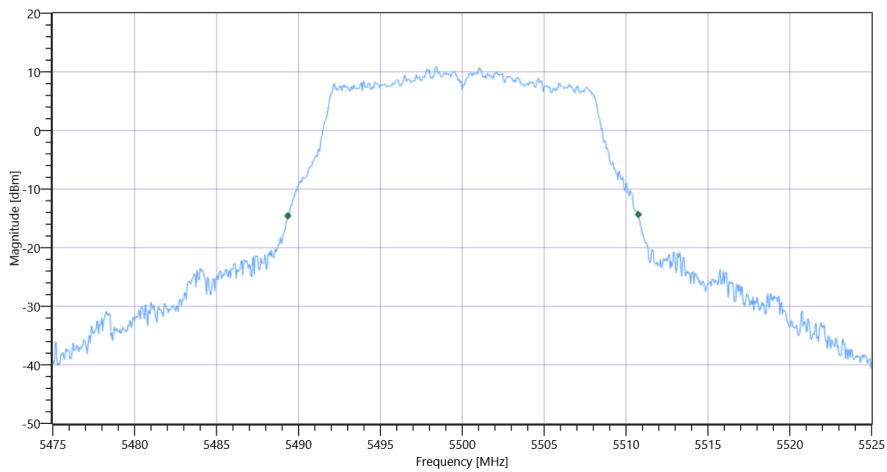
Plot: Bandwidth within Band



FCC 15.407, ISED RSS247 # Bandwidths 99PCT and 26dB ~ WLAN5Gx a mode U-NII-2C

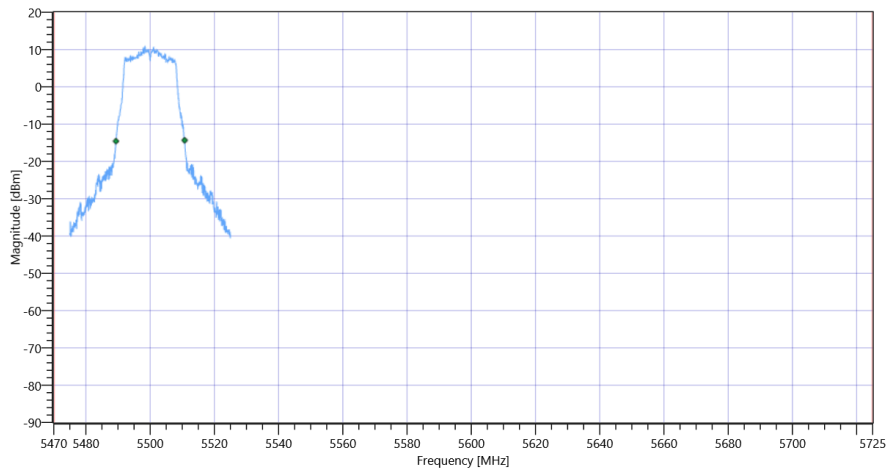
RESULT					
Test Description	Lower Limit	Upper Limit	Measured	Unit	Verdict
Bandwidth 20dB	---	---	21.4	MHz	INFO
T1 26dB	5470.000000	---	5489.3500	MHz	PASS since U-NII-3 is supported
T2 26dB	---	5725.000000	5510.7500	MHz	

Plot: Bandwidth only



FCC 15.407, ISED RSS247 # Bandwidths 99PCT and 26dB ~ WLAN5Gx a mode U-NII-2C 26dB

Plot: Bandwidth within Band



FCC 15.407, ISED RSS247 # Bandwidths 99PCT and 26dB ~ WLAN5Gx a mode U-NII-2C

General verdict

PASS

FCC 15.407, ISED RSS247 # Bandwidths 99PCT and 26dB ~ WLAN5Gx a mode U-NII-2C

Test References	
TC Start	19.07.2022 16:08:40
Ambit Temp [°C] Humidity [rel%]	27.5 33
System Version	3.2.0.2
Test Specification	FCC 15.407, ISED RSS247 -
Test Method	26dB Bandwidth KDB789033 D02, C.1 / ISED RSS-GEN
TC Version	0.0.1
My Description	FCC 15.407 Bandwidths - WLAN5Gx a mode U-NII-2C
Add. Information	

EUT Common Settings WLAN5Gx	
Number of Antenna Ports	2
User Interaction	No
Device Class UNII_1	Client

Test Parameter	
Technology to test	WLAN5Gx a mode
Antenna Port used	2
Temperature	nom
Voltage	nom
Frequency low to test	True Freq [MHz] 5500
Frequency mid to test	False Freq [MHz] 5600
Frequency high to test	False Freq [MHz] 5700
Auto Control enabled Power Supply Climatic Box	No No
Additional Path Loss [dB]	1.4
Switched Path	EUT - SignalingUnit - SpectrumAnalyzer

Test Equipment	
Signal analyzer,Rohde&Schwarz,FSV-40,1307.9002K40/101042,3.70	
Switch matrix,CTCadvanced,SPM-4 NI DAQ,28016133,NI	

Test at TX 5500 MHz

RESULT: Reference Power cond.

Test Description	Lower Limit	Upper Limit	Measured	Unit	Verdict
Ref. Power 1MHz/1MHz cond.	---	---	16.41	dBm	INFO
Ref. Frequency	---	---	5498.400	MHz	INFO

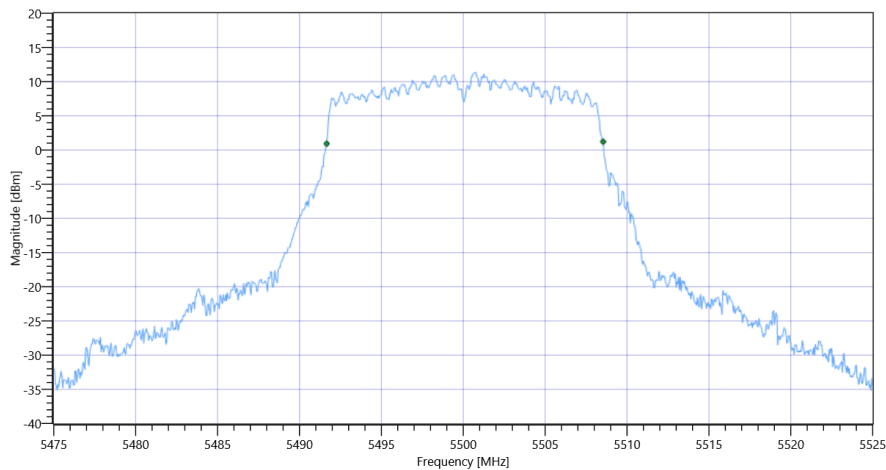
READ SA SETTINGS:

RefLevel [dBm] RefLevelOffset [dB] InpAtt [dB]	24.41 18.5 25
Start [MHz] Stop [MHz]	5475.000 5525.000
RBW [MHz] VBW [MHz]	0.300000 1.000000
Detector TraceMode	POS MAXH
Sweep: Time [ms] Count Points per Section Type	1 2500 1001 SWE

RESULT

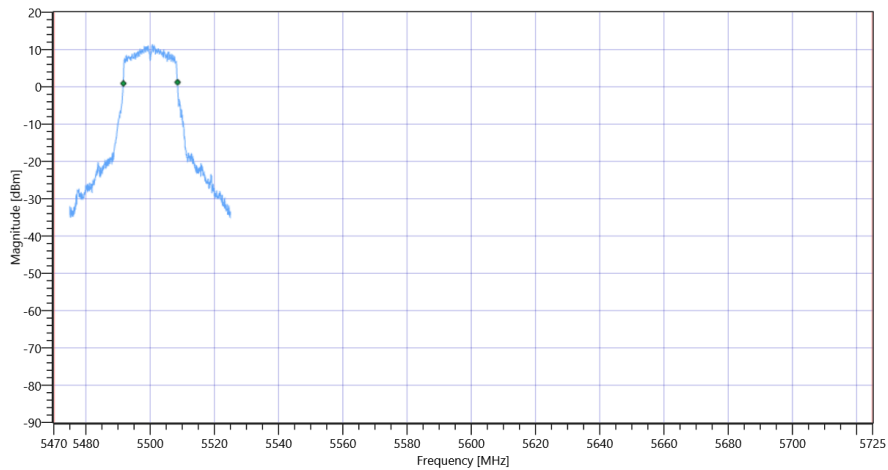
Test Description	Lower Limit	Upper Limit	Measured	Unit	Verdict
Bandwidth 99%	---	---	16.883	MHz	INFO
T1 99%	5470.000000	---	5491.6583	MHz	PASS since U-NII-3 is supported
T2 99%	---	5725.000000	5508.5415	MHz	

Plot: Bandwidth only



FCC 15.407, ISED RSS247 # Bandwidths 99PCT and 26dB ~ WLAN5Gx a mode U-NII-2C 99PCT

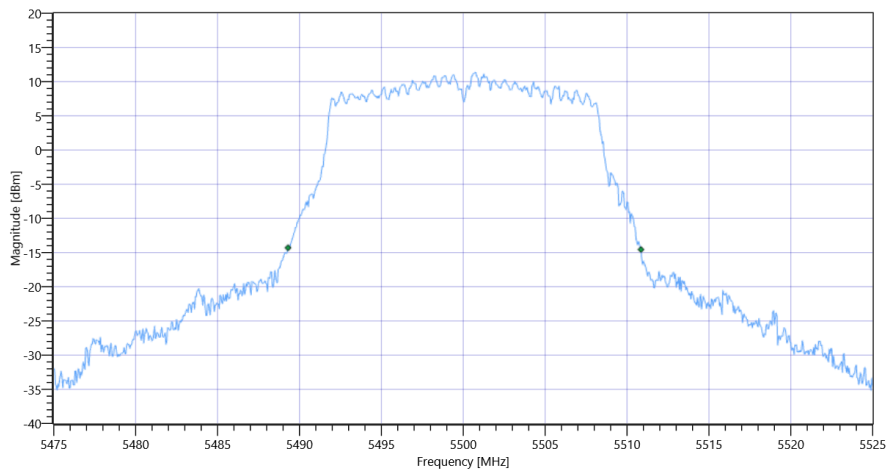
Plot: Bandwidth within Band



FCC 15.407, ISED RSS247 # Bandwidths 99PCT and 26dB ~ WLAN5Gx a mode U-NII-2C

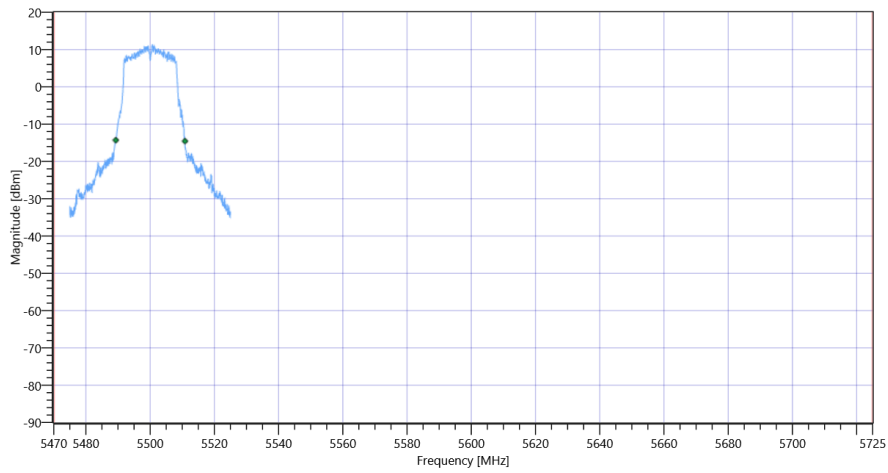
RESULT					
Test Description	Lower Limit	Upper Limit	Measured	Unit	Verdict
Bandwidth 20dB	---	---	21.55	MHz	INFO
T1 26dB	5470.000000	---	5489.3000	MHz	PASS since U-NII-3 is supported
T2 26dB	---	5725.000000	5510.8500	MHz	

Plot: Bandwidth only



FCC 15.407, ISED RSS247 # Bandwidths 99PCT and 26dB ~ WLAN5Gx a mode U-NII-2C 26dB

Plot: Bandwidth within Band



FCC 15.407, ISED RSS247 # Bandwidths 99PCT and 26dB ~ WLAN5Gx a mode U-NII-2C

General verdict

PASS

FCC 15.407, ISED RSS247 # Bandwidths 99PCT and 26dB ~ WLAN5Gx a mode U-NII-2C

Test References	
TC Start	19.07.2022 16:15:06
Ambit Temp [°C] Humidity [rel%]	27.5 33
System Version	3.2.0.2
Test Specification	FCC 15.407, ISED RSS247 -
Test Method	26dB Bandwidth KDB789033 D02, C.1 / ISED RSS-GEN
TC Version	0.0.1
My Description	FCC 15.407 Bandwidths - WLAN5Gx a mode U-NII-2C
Add. Information	

EUT Common Settings WLAN5Gx	
Number of Antenna Ports	2
User Interaction	No
Device Class UNII_1	Client

Test Parameter	
Technology to test	WLAN5Gx a mode
Antenna Port used	1
Temperature	nom
Voltage	nom
Frequency low to test	False Freq [MHz] 5500
Frequency mid to test	True Freq [MHz] 5600
Frequency high to test	False Freq [MHz] 5700
Auto Control enabled Power Supply Climatic Box	No No
Additional Path Loss [dB]	1.4
Switched Path	EUT - SignalingUnit - SpectrumAnalyzer

Test Equipment	
Signal analyzer,Rohde&Schwarz,FSV-40,1307.9002K40/101042,3.70	
Switch matrix,CTCadvanced,SPM-4 NI DAQ,28016133,NI	

Test at TX 5600 MHz

RESULT: Reference Power cond.

Test Description	Lower Limit	Upper Limit	Measured	Unit	Verdict
Ref. Power 1MHz/1MHz cond.	---	---	14.65	dBm	INFO
Ref. Frequency	---	---	5597.200	MHz	INFO

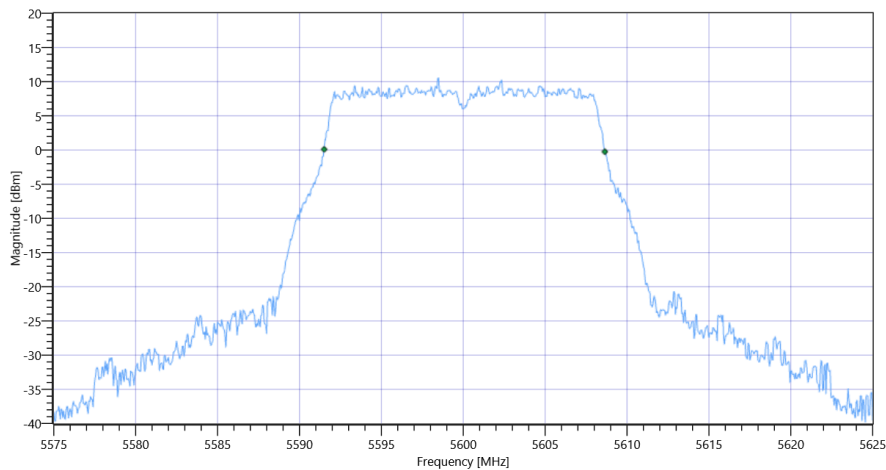
READ SA SETTINGS:

RefLevel [dBm] RefLevelOffset [dB] InpAtt [dB]	22.65 19.06 20
Start [MHz] Stop [MHz]	5575.000 5625.000
RBW [MHz] VBW [MHz]	0.300000 1.000000
Detector TraceMode	POS MAXH
Sweep: Time [ms] Count Points per Section Type	1 2500 1001 SWE

RESULT

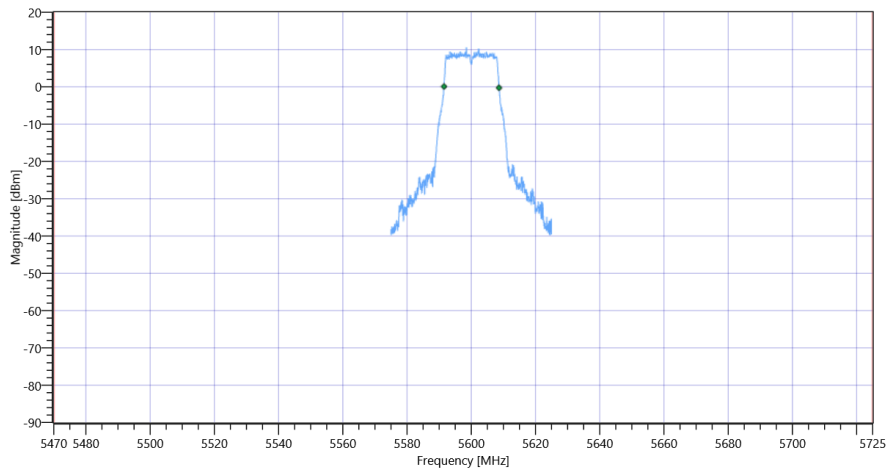
Test Description	Lower Limit	Upper Limit	Measured	Unit	Verdict
Bandwidth 99%	---	---	17.133	MHz	INFO
T1 99%	5470.000000	---	5591.5085	MHz	PASS since U-NII-3 is supported
T2 99%	---	5725.000000	5608.6414	MHz	

Plot: Bandwidth only



FCC 15.407, ISED RSS247 # Bandwidths 99PCT and 26dB ~ WLAN5Gx a mode U-NII-2C 99PCT

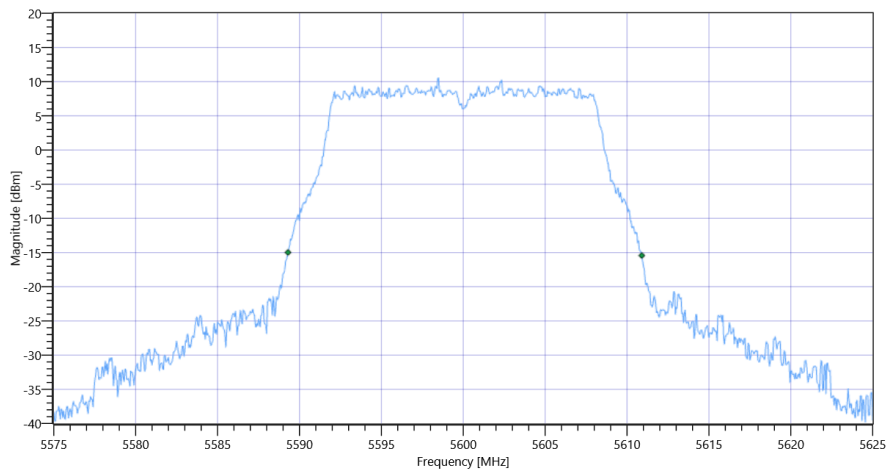
Plot: Bandwidth within Band



FCC 15.407, ISED RSS247 # Bandwidths 99PCT and 26dB ~ WLAN5Gx a mode U-NII-2C

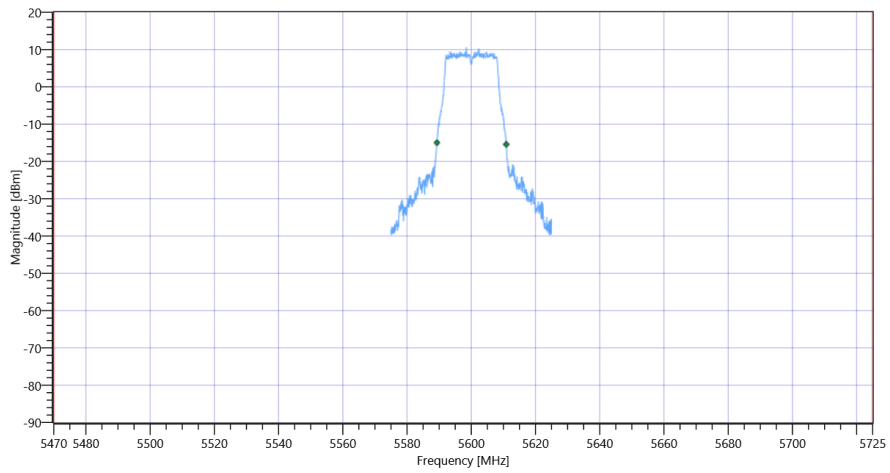
RESULT					
Test Description	Lower Limit	Upper Limit	Measured	Unit	Verdict
Bandwidth 20dB	---	---	21.6	MHz	INFO
T1 26dB	5470.000000	---	5589.3000	MHz	PASS since U-NII-3 is supported
T2 26dB	---	5725.000000	5610.9000	MHz	

Plot: Bandwidth only



FCC 15.407, ISED RSS247 # Bandwidths 99PCT and 26dB ~ WLAN5Gx a mode U-NII-2C 26dB

Plot: Bandwidth within Band



FCC 15.407, ISED RSS247 # Bandwidths 99PCT and 26dB ~ WLAN5Gx a mode U-NII-2C

General verdict

PASS

FCC 15.407, ISED RSS247 # Bandwidths 99PCT and 26dB ~ WLAN5Gx a mode U-NII-2C

Test References	
TC Start	19.07.2022 16:20:45
Ambit Temp [°C] Humidity [rel%]	27.5 32
System Version	3.2.0.2
Test Specification	FCC 15.407, ISED RSS247 -
Test Method	26dB Bandwidth KDB789033 D02, C.1 / ISED RSS-GEN
TC Version	0.0.1
My Description	FCC 15.407 Bandwidths - WLAN5Gx a mode U-NII-2C
Add. Information	

EUT Common Settings WLAN5Gx	
Number of Antenna Ports	2
User Interaction	No
Device Class UNII_1	Client

Test Parameter	
Technology to test	WLAN5Gx a mode
Antenna Port used	2
Temperature	nom
Voltage	nom
Frequency low to test	False Freq [MHz] 5500
Frequency mid to test	True Freq [MHz] 5600
Frequency high to test	False Freq [MHz] 5700
Auto Control enabled Power Supply Climatic Box	No No
Additional Path Loss [dB]	1.4
Switched Path	EUT - SignalingUnit - SpectrumAnalyzer

Test Equipment	
Signal analyzer,Rohde&Schwarz,FSV-40,1307.9002K40/101042,3.70	
Switch matrix,CTCadvanced,SPM-4 NI DAQ,28016133,NI	

Test at TX 5600 MHz

RESULT: Reference Power cond.

Test Description	Lower Limit	Upper Limit	Measured	Unit	Verdict
Ref. Power 1MHz/1MHz cond.	---	---	15.61	dBm	INFO
Ref. Frequency	---	---	5604.600	MHz	INFO

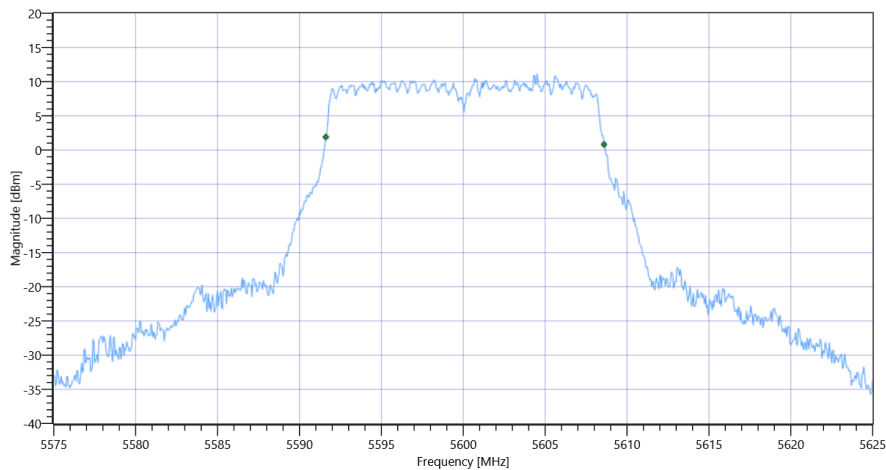
READ SA SETTINGS:

RefLevel [dBm] RefLevelOffset [dB] InpAtt [dB]	23.61 19.06 20
Start [MHz] Stop [MHz]	5575.000 5625.000
RBW [MHz] VBW [MHz]	0.300000 1.000000
Detector TraceMode	POS MAXH
Sweep: Time [ms] Count Points per Section Type	1 2500 1001 SWE

RESULT

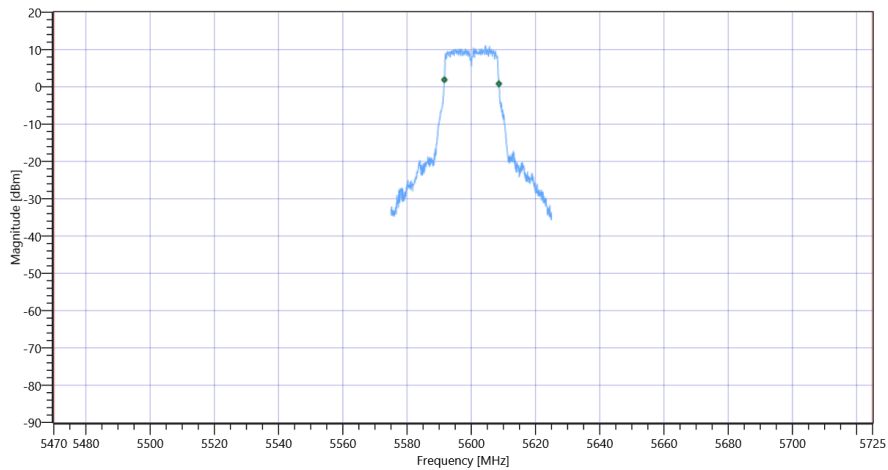
Test Description	Lower Limit	Upper Limit	Measured	Unit	Verdict
Bandwidth 99%	---	---	16.983	MHz	INFO
T1 99%	5470.000000	---	5591.6084	MHz	PASS since U-NII-3 is supported
T2 99%	---	5725.000000	5608.5914	MHz	

Plot: Bandwidth only



FCC 15.407, ISED RSS247 # Bandwidths 99PCT and 26dB ~ WLAN5Gx a mode U-NII-2C 99PCT

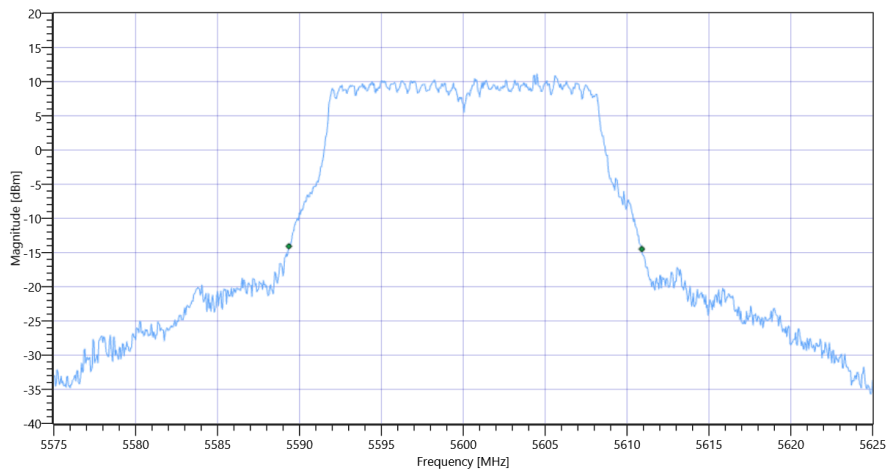
Plot: Bandwidth within Band



FCC 15.407, ISED RSS247 # Bandwidths 99PCT and 26dB ~ WLAN5Gx a mode U-NII-2C

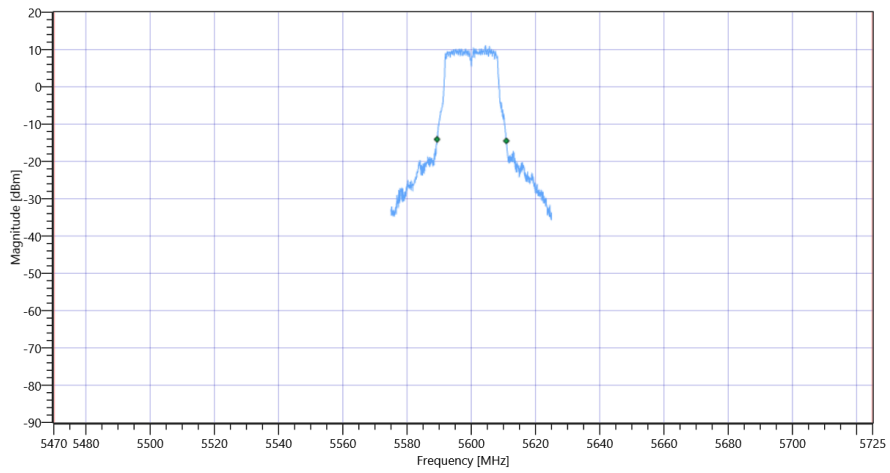
RESULT					
Test Description	Lower Limit	Upper Limit	Measured	Unit	Verdict
Bandwidth 20dB	---	---	21.55	MHz	INFO
T1 26dB	5470.000000	---	5589.3500	MHz	PASS since U-NII-3 is supported
T2 26dB	---	5725.000000	5610.9000	MHz	

Plot: Bandwidth only



FCC 15.407, ISED RSS247 # Bandwidths 99PCT and 26dB ~ WLAN5Gx a mode U-NII-2C 26dB

Plot: Bandwidth within Band



FCC 15.407, ISED RSS247 # Bandwidths 99PCT and 26dB ~ WLAN5Gx a mode U-NII-2C

General verdict

PASS

FCC 15.407, ISED RSS247 # Bandwidths 99PCT and 26dB ~ WLAN5Gx a mode U-NII-2C

Test References	
TC Start	19.07.2022 16:26:36
Ambit Temp [°C] Humidity [rel%]	27.5 32
System Version	3.2.0.2
Test Specification	FCC 15.407, ISED RSS247 -
Test Method	26dB Bandwidth KDB789033 D02, C.1 / ISED RSS-GEN
TC Version	0.0.1
My Description	FCC 15.407 Bandwidths - WLAN5Gx a mode U-NII-2C
Add. Information	

EUT Common Settings WLAN5Gx	
Number of Antenna Ports	2
User Interaction	No
Device Class UNII_1	Client

Test Parameter	
Technology to test	WLAN5Gx a mode
Antenna Port used	1
Temperature	nom
Voltage	nom
Frequency low to test	False Freq [MHz] 5500
Frequency mid to test	False Freq [MHz] 5600
Frequency high to test	True Freq [MHz] 5700
Auto Control enabled Power Supply Climatic Box	No No
Additional Path Loss [dB]	1.4
Switched Path	EUT - SignalingUnit - SpectrumAnalyzer

Test Equipment	
Signal analyzer,Rohde&Schwarz,FSV-40,1307.9002K40/101042,3.70	
Switch matrix,CTCadvanced,SPM-4 NI DAQ,28016133,NI	

Test at TX 5700 MHz

RESULT: Reference Power cond.

Test Description	Lower Limit	Upper Limit	Measured	Unit	Verdict
Ref. Power 1MHz/1MHz cond.	---	---	13.76	dBm	INFO
Ref. Frequency	---	---	5701.800	MHz	INFO

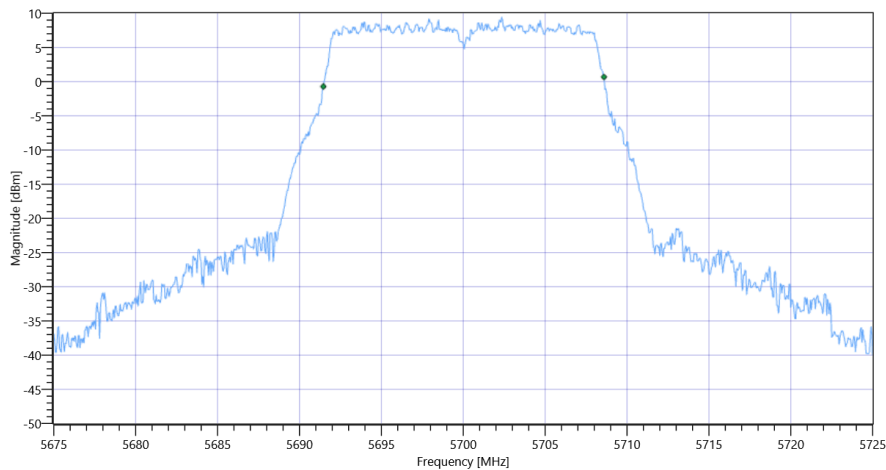
READ SA SETTINGS:

RefLevel [dBm] RefLevelOffset [dB] InpAtt [dB]	21.76 18.46 20
Start [MHz] Stop [MHz]	5675.000 5725.000
RBW [MHz] VBW [MHz]	0.300000 1.000000
Detector TraceMode	POS MAXH
Sweep: Time [ms] Count Points per Section Type	1 2500 1001 SWE

RESULT

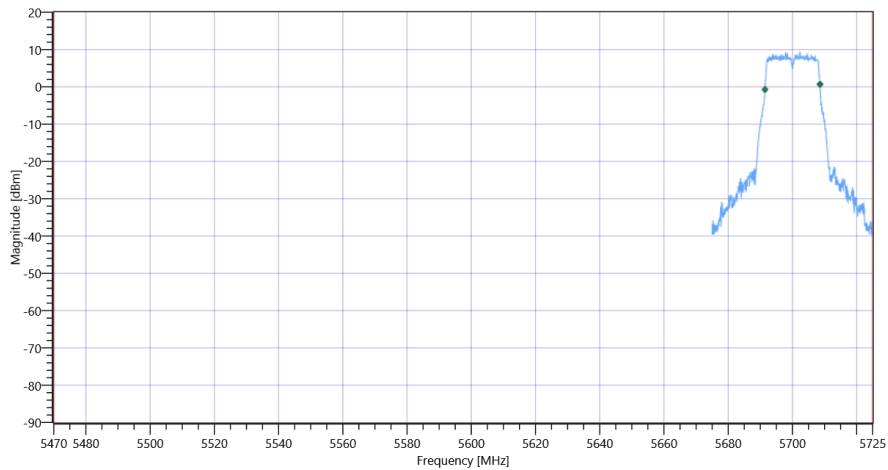
Test Description	Lower Limit	Upper Limit	Measured	Unit	Verdict
Bandwidth 99%	---	---	17.133	MHz	INFO
T1 99%	5470.000000	---	5691.4585	MHz	PASS since U-NII-3 is supported
T2 99%	---	5725.000000	5708.5914	MHz	

Plot: Bandwidth only



FCC 15.407, ISED RSS247 # Bandwidths 99PCT and 26dB ~ WLAN5Gx a mode U-NII-2C 99PCT

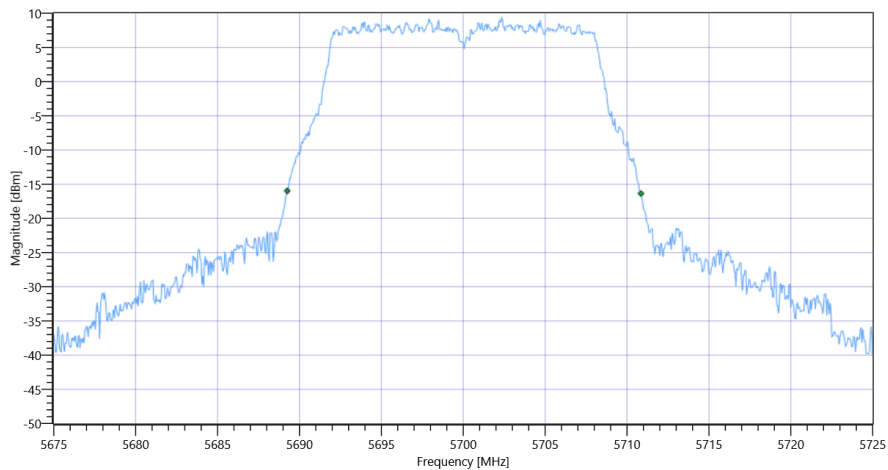
Plot: Bandwidth within Band



FCC 15.407, ISED RSS247 # Bandwidths 99PCT and 26dB ~ WLAN5Gx a mode U-NII-2C

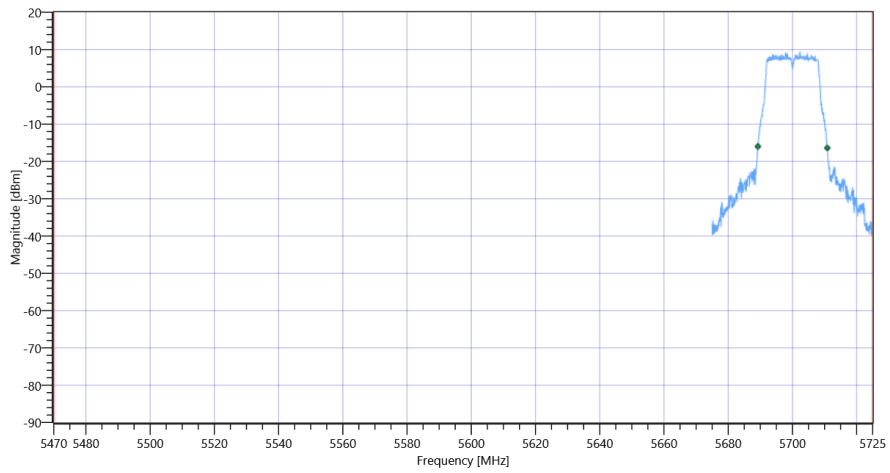
RESULT					
Test Description	Lower Limit	Upper Limit	Measured	Unit	Verdict
Bandwidth 20dB	---	---	21.6	MHz	INFO
T1 26dB	5470.000000	---	5689.2500	MHz	PASS since U-NII-3 is supported
T2 26dB	---	5725.000000	5710.8500	MHz	

Plot: Bandwidth only



FCC 15.407, ISED RSS247 # Bandwidths 99PCT and 26dB ~ WLAN5Gx a mode U-NII-2C 26dB

Plot: Bandwidth within Band



FCC 15.407, ISED RSS247 # Bandwidths 99PCT and 26dB ~ WLAN5Gx a mode U-NII-2C

General verdict

PASS

FCC 15.407, ISED RSS247 # Bandwidths 99PCT and 26dB ~ WLAN5Gx a mode U-NII-2C

Test References	
TC Start	19.07.2022 16:31:38
Ambit Temp [°C] Humidity [rel%]	27.6 32
System Version	3.2.0.2
Test Specification	FCC 15.407, ISED RSS247 -
Test Method	26dB Bandwidth KDB789033 D02, C.1 / ISED RSS-GEN
TC Version	0.0.1
My Description	FCC 15.407 Bandwidths - WLAN5Gx a mode U-NII-2C
Add. Information	

EUT Common Settings WLAN5Gx	
Number of Antenna Ports	2
User Interaction	No
Device Class UNII_1	Client

Test Parameter	
Technology to test	WLAN5Gx a mode
Antenna Port used	2
Temperature	nom
Voltage	nom
Frequency low to test	False Freq [MHz] 5500
Frequency mid to test	False Freq [MHz] 5600
Frequency high to test	True Freq [MHz] 5700
Auto Control enabled Power Supply Climatic Box	No No
Additional Path Loss [dB]	1.4
Switched Path	EUT - SignalingUnit - SpectrumAnalyzer

Test Equipment	
Signal analyzer,Rohde&Schwarz,FSV-40,1307.9002K40/101042,3.70	
Switch matrix,CTCadvanced,SPM-4 NI DAQ,28016133,NI	

Test at TX 5700 MHz

RESULT: Reference Power cond.

Test Description	Lower Limit	Upper Limit	Measured	Unit	Verdict
Ref. Power 1MHz/1MHz cond.	---	---	14.43	dBm	INFO
Ref. Frequency	---	---	5702.600	MHz	INFO

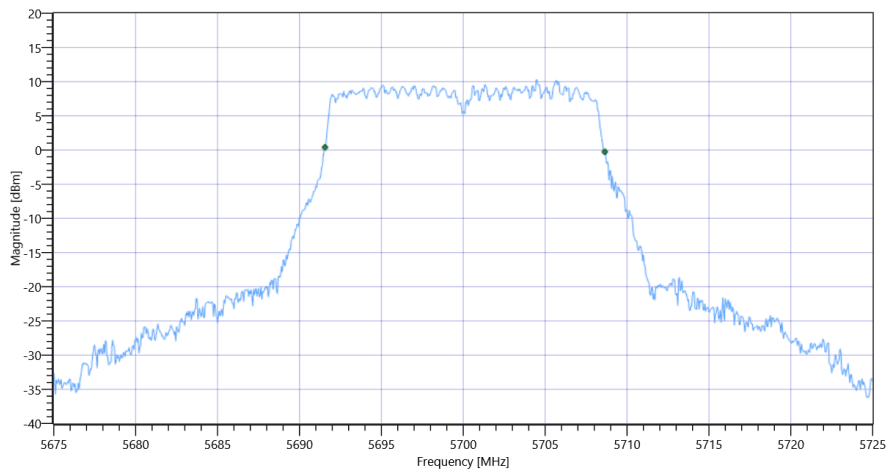
READ SA SETTINGS:

RefLevel [dBm] RefLevelOffset [dB] InpAtt [dB]	22.43 18.46 20
Start [MHz] Stop [MHz]	5675.000 5725.000
RBW [MHz] VBW [MHz]	0.300000 1.000000
Detector TraceMode	POS MAXH
Sweep: Time [ms] Count Points per Section Type	1 2500 1001 SWE

RESULT

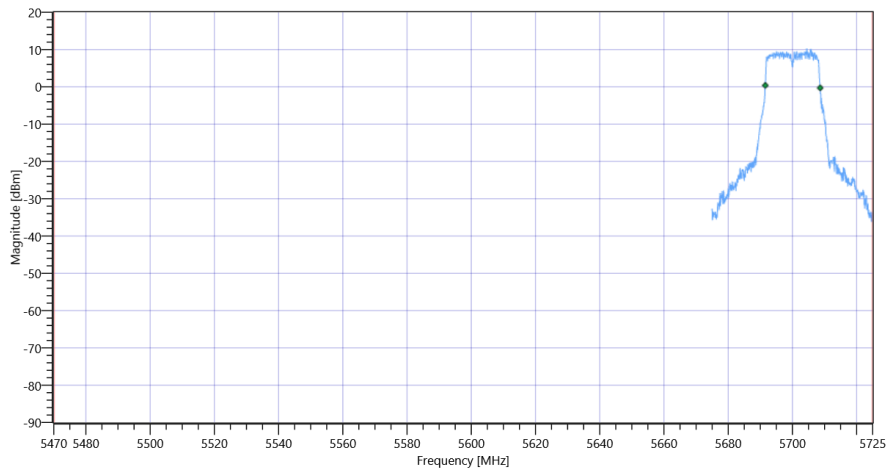
Test Description	Lower Limit	Upper Limit	Measured	Unit	Verdict
Bandwidth 99%	---	---	17.083	MHz	INFO
T1 99%	5470.000000	---	5691.5584	MHz	PASS since U-NII-3 is supported
T2 99%	---	5725.000000	5708.6414	MHz	

Plot: Bandwidth only



FCC 15.407, ISED RSS247 # Bandwidths 99PCT and 26dB ~ WLAN5Gx a mode U-NII-2C 99PCT

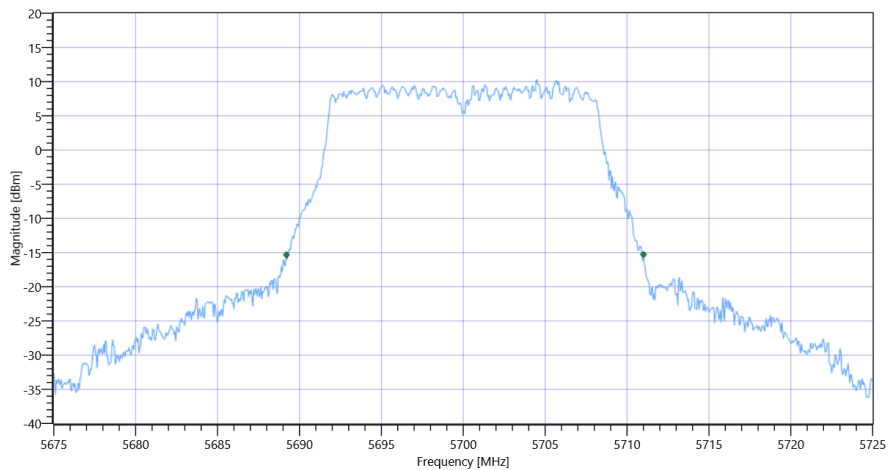
Plot: Bandwidth within Band



FCC 15.407, ISED RSS247 # Bandwidths 99PCT and 26dB ~ WLAN5Gx a mode U-NII-2C

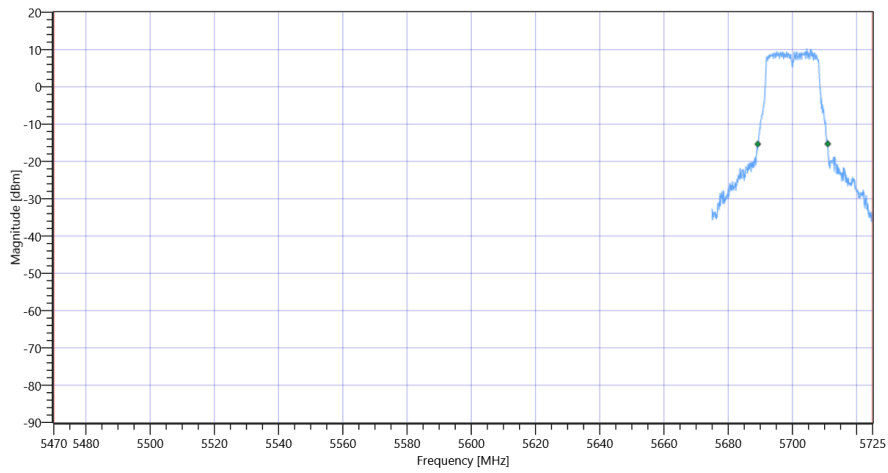
RESULT						
Test Description	Lower Limit	Upper Limit	Measured	Unit	Verdict	
Bandwidth 20dB	---	---	21.8	MHz	INFO	
T1 26dB	5470.000000	---	5689.2000	MHz	PASS since U-NII-3 is supported	
T2 26dB	---	5725.000000	5711.0000	MHz		

Plot: Bandwidth only



FCC 15.407, ISED RSS247 # Bandwidths 99PCT and 26dB ~ WLAN5Gx a mode U-NII-2C 26dB

Plot: Bandwidth within Band



FCC 15.407, ISED RSS247 # Bandwidths 99PCT and 26dB ~ WLAN5Gx a mode U-NII-2C

General verdict

PASS

FCC 15.407, ISED RSS247 # Bandwidths 99PCT and 26dB ~ WLAN5Gx a mode U-NII-3

Test References	
TC Start	19.07.2022 16:39:39
Ambit Temp [°C] Humidity [rel%]	27.6 32
System Version	3.2.0.2
Test Specification	FCC 15.407, ISED RSS247 -
Test Method	26dB Bandwidth KDB789033 D02, C.1 / ISED RSS-GEN
TC Version	0.0.1
My Description	FCC 15.407 Bandwidths - WLAN5Gx a mode U-NII-3
Add. Information	

EUT Common Settings WLAN5Gx	
Number of Antenna Ports	2
User Interaction	No
Device Class UNII_1	Client

Test Parameter	
Technology to test	WLAN5Gx a mode
Antenna Port used	1
Temperature	nom
Voltage	nom
Frequency low to test	True Freq [MHz] 5745
Frequency mid to test	False Freq [MHz] 5785
Frequency high to test	False Freq [MHz] 5825
Auto Control enabled Power Supply Climatic Box	No No
Additional Path Loss [dB]	1.4
Switched Path	EUT - SignalingUnit - SpectrumAnalyzer

Test Equipment	
Signal analyzer,Rohde&Schwarz,FSV-40,1307.9002K40/101042,3.70	
Switch matrix,CTCadvanced,SPM-4 NI DAQ,28016133,NI	

Test at TX 5745 MHz

RESULT: Reference Power cond.

Test Description	Lower Limit	Upper Limit	Measured	Unit	Verdict
Ref. Power 1MHz/1MHz cond.	---	---	20.07	dBm	INFO
Ref. Frequency	---	---	5741.200	MHz	INFO

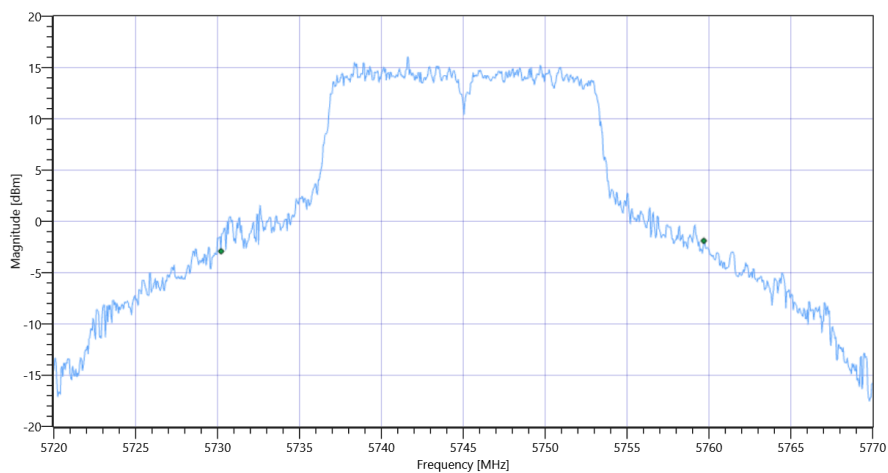
READ SA SETTINGS:

RefLevel [dBm] RefLevelOffset [dB] InpAtt [dB]	28.07 18.72 25
Start [MHz] Stop [MHz]	5720.000 5770.000
RBW [MHz] VBW [MHz]	0.300000 1.000000
Detector TraceMode	POS MAXH
Sweep: Time [ms] Count Points per Section Type	1 2500 1001 SWE

RESULT

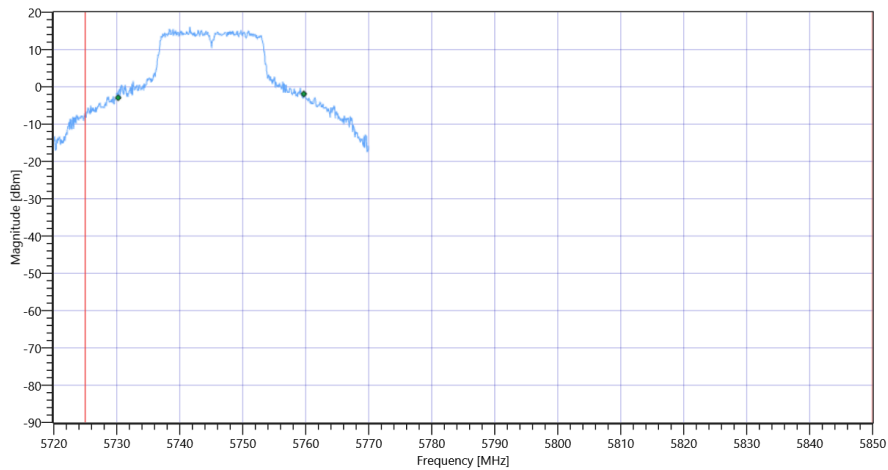
Test Description	Lower Limit	Upper Limit	Measured	Unit	Verdict
Bandwidth 99%	---	---	29.471	MHz	INFO
T1 99%	5725.000000	---	5730.2148	MHz	PASS
T2 99%	---	5850.000000	5759.6853	MHz	PASS

Plot: Bandwidth only



FCC 15.407, ISED RSS247 # Bandwidths 99PCT and 26dB ~ WLAN5Gx a mode U-NII-3 99PCT

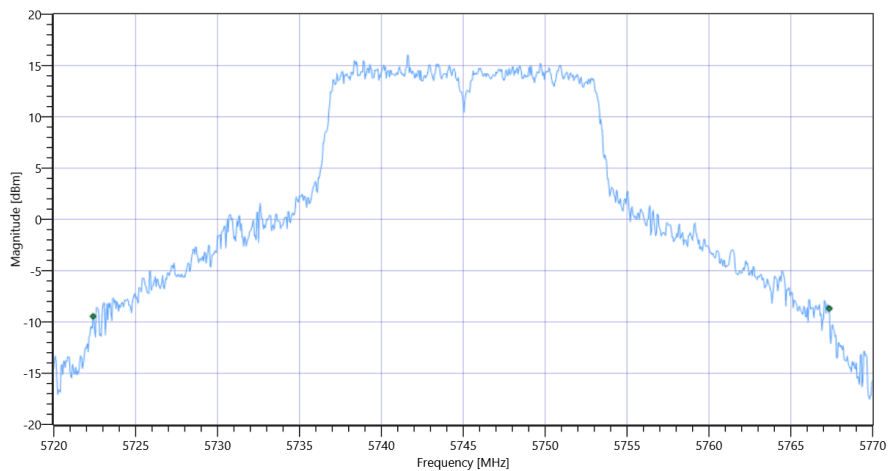
Plot: Bandwidth within Band



FCC 15.407, ISED RSS247 # Bandwidths 99PCT and 26dB ~ WLAN5Gx a mode U-NII-3

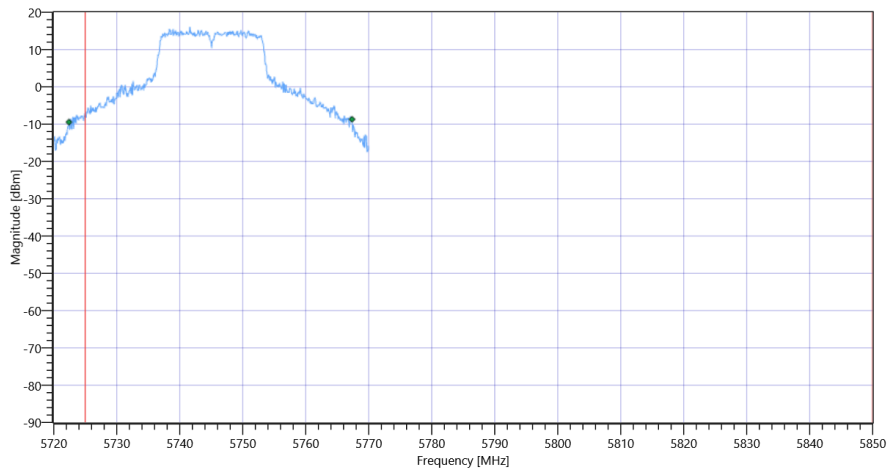
RESULT					
Test Description	Lower Limit	Upper Limit	Measured	Unit	Verdict
Bandwidth 20dB	---	---	44.95	MHz	INFO
T1 26dB	5725.000000	---	5722.4000	MHz	DFS required
T2 26dB	---	5850.000000	5767.3500	MHz	PASS

Plot: Bandwidth only



FCC 15.407, ISED RSS247 # Bandwidths 99PCT and 26dB ~ WLAN5Gx a mode U-NII-3 26dB

Plot: Bandwidth within Band



FCC 15.407, ISED RSS247 # Bandwidths 99PCT and 26dB ~ WLAN5Gx a mode U-NII-3

General verdict

PASS

FCC 15.407, ISED RSS247 # Bandwidths 99PCT and 26dB ~ WLAN5Gx a mode U-NII-3

Test References	
TC Start	19.07.2022 16:47:33
Ambit Temp [°C] Humidity [rel%]	27.7 32
System Version	3.2.0.2
Test Specification	FCC 15.407, ISED RSS247 -
Test Method	26dB Bandwidth KDB789033 D02, C.1 / ISED RSS-GEN
TC Version	0.0.1
My Description	FCC 15.407 Bandwidths - WLAN5Gx a mode U-NII-3
Add. Information	

EUT Common Settings WLAN5Gx	
Number of Antenna Ports	2
User Interaction	No
Device Class UNII_1	Client

Test Parameter	
Technology to test	WLAN5Gx a mode
Antenna Port used	2
Temperature	nom
Voltage	nom
Frequency low to test	True Freq [MHz] 5745
Frequency mid to test	False Freq [MHz] 5785
Frequency high to test	False Freq [MHz] 5825
Auto Control enabled Power Supply Climatic Box	No No
Additional Path Loss [dB]	1.4
Switched Path	EUT - SignalingUnit - SpectrumAnalyzer

Test Equipment	
Signal analyzer,Rohde&Schwarz,FSV-40,1307.9002K40/101042,3.70	
Switch matrix,CTCadvanced,SPM-4 NI DAQ,28016133,NI	

Test at TX 5745 MHz

RESULT: Reference Power cond.

Test Description	Lower Limit	Upper Limit	Measured	Unit	Verdict
Ref. Power 1MHz/1MHz cond.	---	---	20.00	dBm	INFO
Ref. Frequency	---	---	5741.600	MHz	INFO

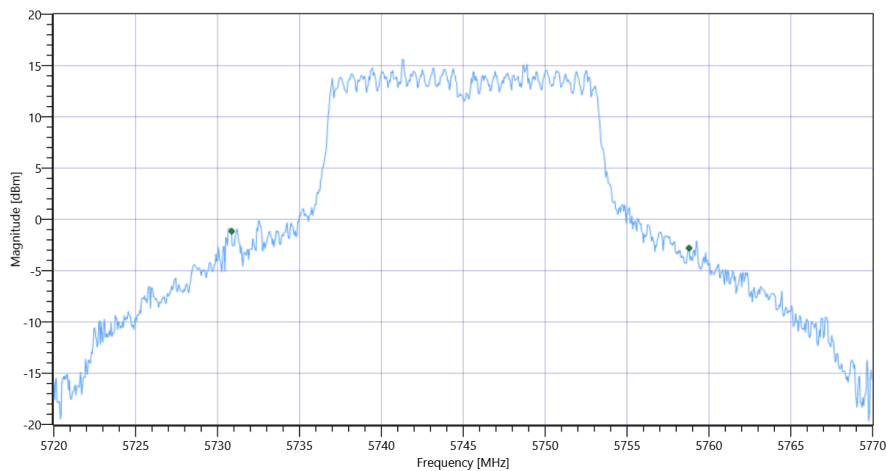
READ SA SETTINGS:

RefLevel [dBm] RefLevelOffset [dB] InpAtt [dB]	28.00 18.72 25
Start [MHz] Stop [MHz]	5720.000 5770.000
RBW [MHz] VBW [MHz]	0.300000 1.000000
Detector TraceMode	POS MAXH
Sweep: Time [ms] Count Points per Section Type	1 2500 1001 SWE

RESULT

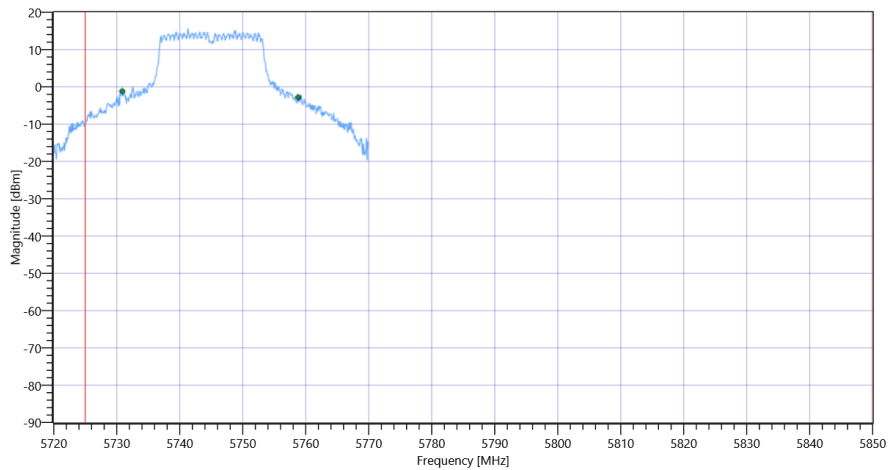
Test Description	Lower Limit	Upper Limit	Measured	Unit	Verdict
Bandwidth 99%	---	---	27.922	MHz	INFO
T1 99%	5725.000000	---	5730.8641	MHz	PASS
T2 99%	---	5850.000000	5758.7862	MHz	PASS

Plot: Bandwidth only



FCC 15.407, ISED RSS247 # Bandwidths 99PCT and 26dB ~ WLAN5Gx a mode U-NII-3 99PCT

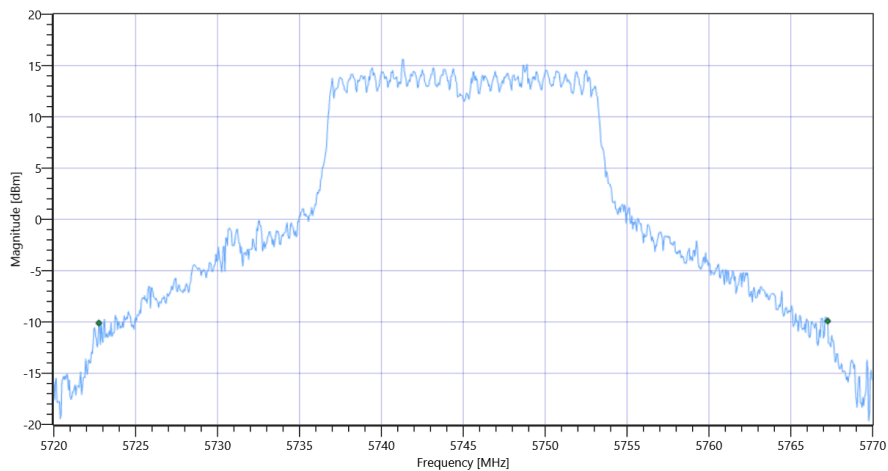
Plot: Bandwidth within Band



FCC 15.407, ISED RSS247 # Bandwidths 99PCT and 26dB ~ WLAN5Gx a mode U-NII-3

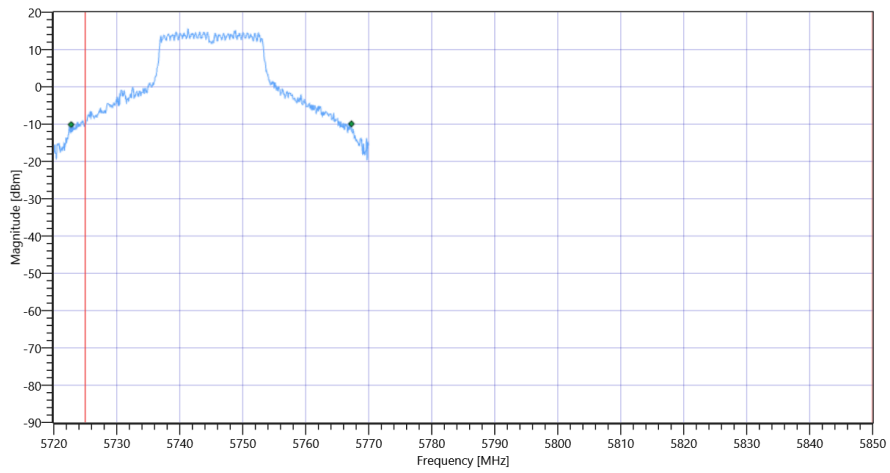
RESULT					
Test Description	Lower Limit	Upper Limit	Measured	Unit	Verdict
Bandwidth 20dB	---	---	44.5	MHz	INFO
T1 26dB	5725.000000	---	5722.7500	MHz	DFS required
T2 26dB	---	5850.000000	5767.2500	MHz	PASS

Plot: Bandwidth only



FCC 15.407, ISED RSS247 # Bandwidths 99PCT and 26dB ~ WLAN5Gx a mode U-NII-3 26dB

Plot: Bandwidth within Band



FCC 15.407, ISED RSS247 # Bandwidths 99PCT and 26dB ~ WLAN5Gx a mode U-NII-3

General verdict

PASS

FCC 15.407, ISED RSS247 # Bandwidths 99PCT and 26dB ~ WLAN5Gx a mode U-NII-3

Test References	
TC Start	19.07.2022 16:55:54
Ambit Temp [°C] Humidity [rel%]	27.7 32
System Version	3.2.0.2
Test Specification	FCC 15.407, ISED RSS247 -
Test Method	26dB Bandwidth KDB789033 D02, C.1 / ISED RSS-GEN
TC Version	0.0.1
My Description	FCC 15.407 Bandwidths - WLAN5Gx a mode U-NII-3
Add. Information	

EUT Common Settings WLAN5Gx	
Number of Antenna Ports	2
User Interaction	No
Device Class UNII_1	Client

Test Parameter	
Technology to test	WLAN5Gx a mode
Antenna Port used	1
Temperature	nom
Voltage	nom
Frequency low to test	False Freq [MHz] 5745
Frequency mid to test	True Freq [MHz] 5785
Frequency high to test	False Freq [MHz] 5825
Auto Control enabled Power Supply Climatic Box	No No
Additional Path Loss [dB]	1.4
Switched Path	EUT - SignalingUnit - SpectrumAnalyzer

Test Equipment	
Signal analyzer,Rohde&Schwarz,FSV-40,1307.9002K40/101042,3.70	
Switch matrix,CTCadvanced,SPM-4 NI DAQ,28016133,NI	

Test at TX 5785 MHz

RESULT: Reference Power cond.

Test Description	Lower Limit	Upper Limit	Measured	Unit	Verdict
Ref. Power 1MHz/1MHz cond.	---	---	20.44	dBm	INFO
Ref. Frequency	---	---	5777.610	MHz	INFO

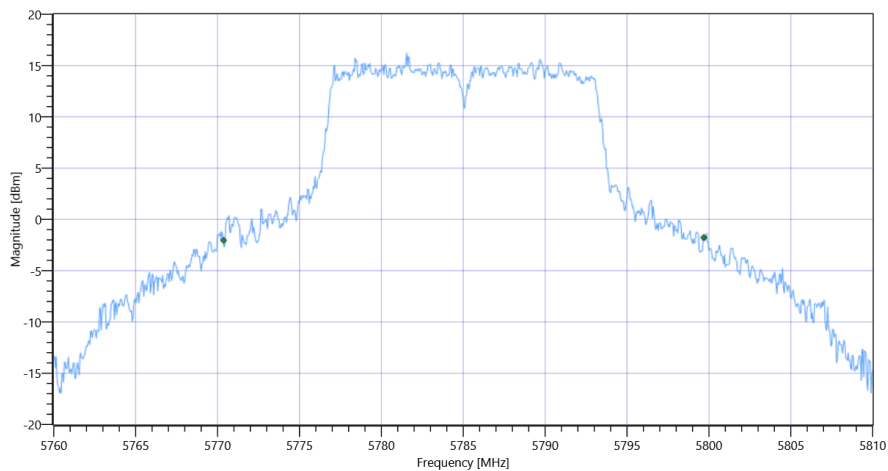
READ SA SETTINGS:

RefLevel [dBm] RefLevelOffset [dB] InpAtt [dB]	28.44 18.76 25
Start [MHz] Stop [MHz]	5760.000 5810.000
RBW [MHz] VBW [MHz]	0.300000 1.000000
Detector TraceMode	POS MAXH
Sweep: Time [ms] Count Points per Section Type	1 2500 1001 SWE

RESULT

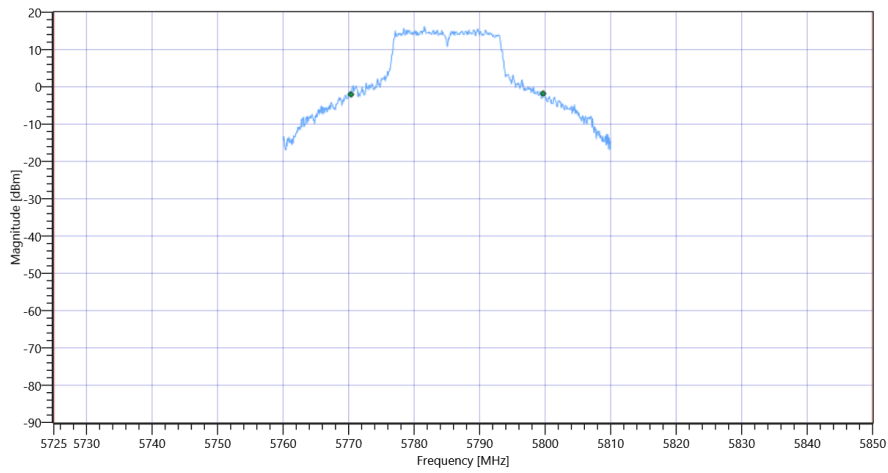
Test Description	Lower Limit	Upper Limit	Measured	Unit	Verdict
Bandwidth 99%	---	---	29.321	MHz	INFO
T1 99%	5725.000000	---	5770.3646	MHz	PASS
T2 99%	---	5850.000000	5799.6853	MHz	PASS

Plot: Bandwidth only



FCC 15.407, ISED RSS247 # Bandwidths 99PCT and 26dB ~ WLAN5Gx a mode U-NII-3 99PCT

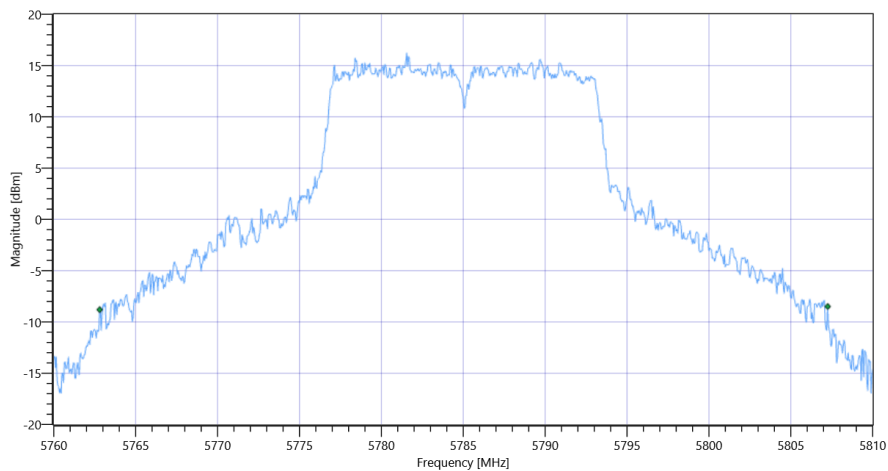
Plot: Bandwidth within Band



FCC 15.407, ISED RSS247 # Bandwidths 99PCT and 26dB ~ WLAN5Gx a mode U-NII-3

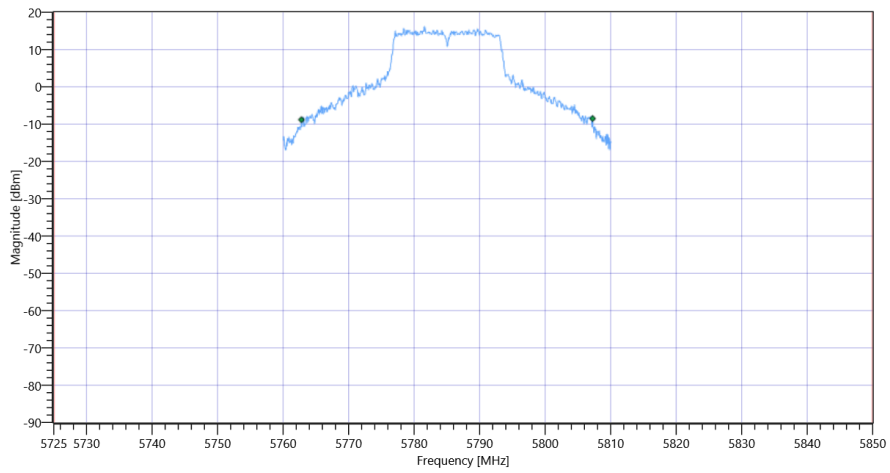
RESULT					
Test Description	Lower Limit	Upper Limit	Measured	Unit	Verdict
Bandwidth 20dB	---	---	44.45	MHz	INFO
T1 26dB	5725.000000	---	5762.8000	MHz	PASS
T2 26dB	---	5850.000000	5807.2500	MHz	PASS

Plot: Bandwidth only



FCC 15.407, ISED RSS247 # Bandwidths 99PCT and 26dB ~ WLAN5Gx a mode U-NII-3 26dB

Plot: Bandwidth within Band



FCC 15.407, ISED RSS247 # Bandwidths 99PCT and 26dB ~ WLAN5Gx a mode U-NII-3

General verdict

PASS

FCC 15.407, ISED RSS247 # Bandwidths 99PCT and 26dB ~ WLAN5Gx a mode U-NII-3

Test References	
TC Start	19.07.2022 17:04:02
Ambit Temp [°C] Humidity [rel%]	27.7 32
System Version	3.2.0.2
Test Specification	FCC 15.407, ISED RSS247 -
Test Method	26dB Bandwidth KDB789033 D02, C.1 / ISED RSS-GEN
TC Version	0.0.1
My Description	FCC 15.407 Bandwidths - WLAN5Gx a mode U-NII-3
Add. Information	

EUT Common Settings WLAN5Gx	
Number of Antenna Ports	2
User Interaction	No
Device Class UNII_1	Client

Test Parameter	
Technology to test	WLAN5Gx a mode
Antenna Port used	2
Temperature	nom
Voltage	nom
Frequency low to test	False Freq [MHz] 5745
Frequency mid to test	True Freq [MHz] 5785
Frequency high to test	False Freq [MHz] 5825
Auto Control enabled Power Supply Climatic Box	No No
Additional Path Loss [dB]	1.4
Switched Path	EUT - SignalingUnit - SpectrumAnalyzer

Test Equipment	
Signal analyzer,Rohde&Schwarz,FSV-40,1307.9002K40/101042,3.70	
Switch matrix,CTCadvanced,SPM-4 NI DAQ,28016133,NI	

Test at TX 5785 MHz

RESULT: Reference Power cond.

Test Description	Lower Limit	Upper Limit	Measured	Unit	Verdict
Ref. Power 1MHz/1MHz cond.	---	---	19.63	dBm	INFO
Ref. Frequency	---	---	5779.210	MHz	INFO

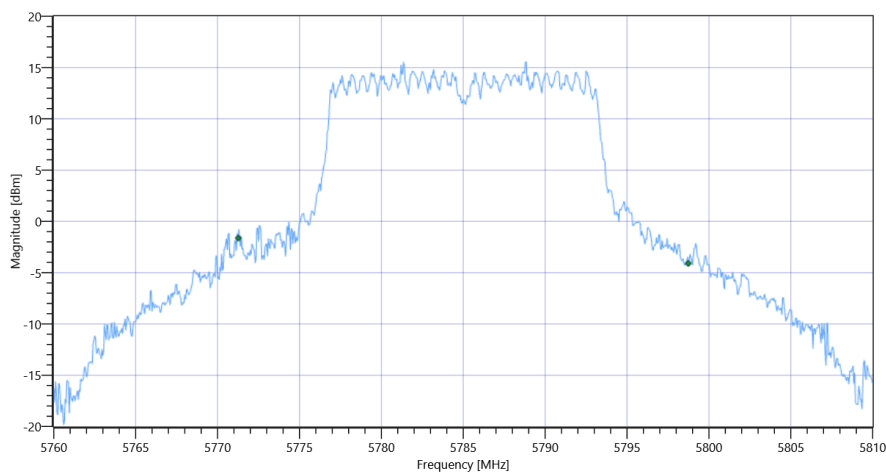
READ SA SETTINGS:

RefLevel [dBm] RefLevelOffset [dB] InpAtt [dB]	27.63 18.76 25
Start [MHz] Stop [MHz]	5760.000 5810.000
RBW [MHz] VBW [MHz]	0.300000 1.000000
Detector TraceMode	POS MAXH
Sweep: Time [ms] Count Points per Section Type	1 2500 1001 SWE

RESULT

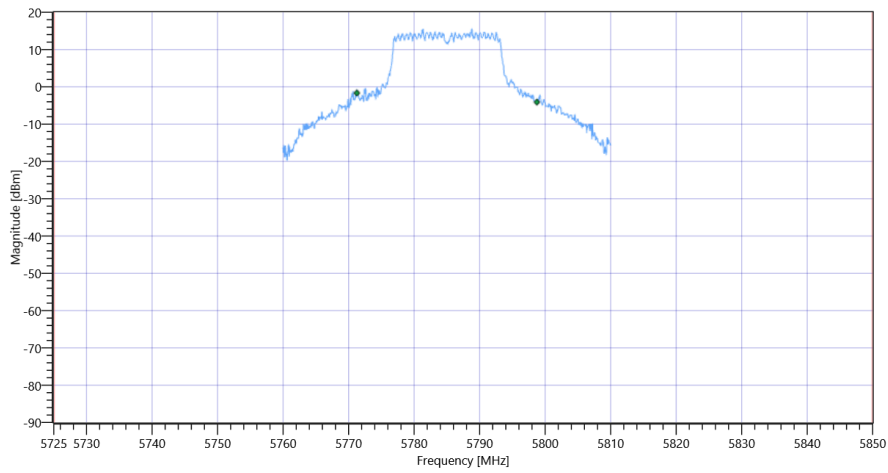
Test Description	Lower Limit	Upper Limit	Measured	Unit	Verdict
Bandwidth 99%	---	---	27.473	MHz	INFO
T1 99%	5725.000000	---	5771.2637	MHz	PASS
T2 99%	---	5850.000000	5798.7363	MHz	PASS

Plot: Bandwidth only



FCC 15.407, ISED RSS247 # Bandwidths 99PCT and 26dB ~ WLAN5Gx a mode U-NII-3 99PCT

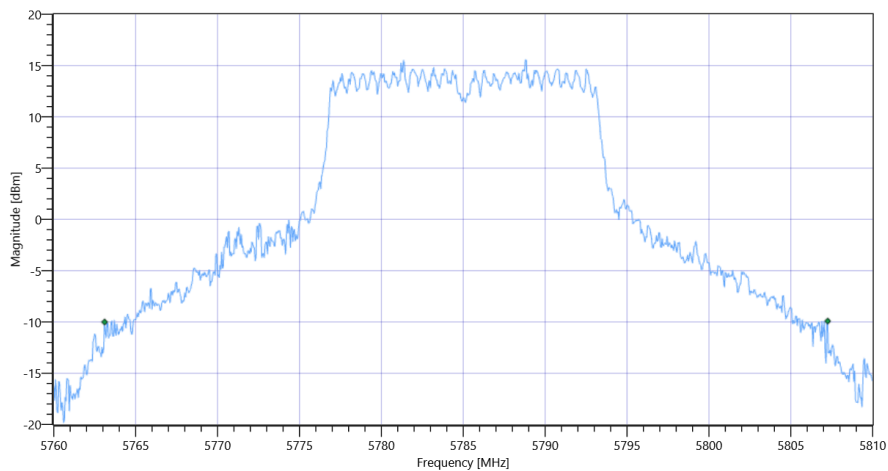
Plot: Bandwidth within Band



FCC 15.407, ISED RSS247 # Bandwidths 99PCT and 26dB ~ WLAN5Gx a mode U-NII-3

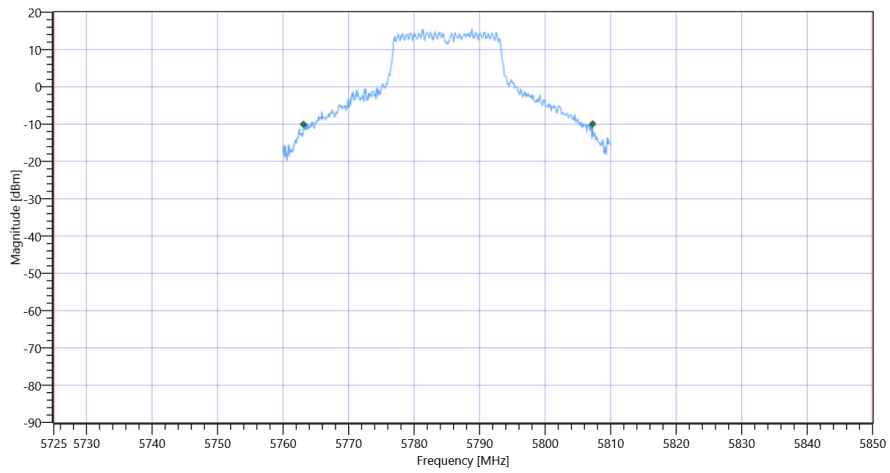
RESULT					
Test Description	Lower Limit	Upper Limit	Measured	Unit	Verdict
Bandwidth 20dB	---	---	44.15	MHz	INFO
T1 26dB	5725.000000	---	5763.1000	MHz	PASS
T2 26dB	---	5850.000000	5807.2500	MHz	PASS

Plot: Bandwidth only



FCC 15.407, ISED RSS247 # Bandwidths 99PCT and 26dB ~ WLAN5Gx a mode U-NII-3 26dB

Plot: Bandwidth within Band



FCC 15.407, ISED RSS247 # Bandwidths 99PCT and 26dB ~ WLAN5Gx a mode U-NII-3

General verdict

PASS

FCC 15.407, ISED RSS247 # Bandwidths 99PCT and 26dB ~ WLAN5Gx a mode U-NII-3

Test References	
TC Start	19.07.2022 17:12:57
Ambit Temp [°C] Humidity [rel%]	27.8 32
System Version	3.2.0.2
Test Specification	FCC 15.407, ISED RSS247 -
Test Method	26dB Bandwidth KDB789033 D02, C.1 / ISED RSS-GEN
TC Version	0.0.1
My Description	FCC 15.407 Bandwidths - WLAN5Gx a mode U-NII-3
Add. Information	

EUT Common Settings WLAN5Gx	
Number of Antenna Ports	2
User Interaction	No
Device Class UNII_1	Client

Test Parameter	
Technology to test	WLAN5Gx a mode
Antenna Port used	1
Temperature	nom
Voltage	nom
Frequency low to test	False Freq [MHz] 5745
Frequency mid to test	False Freq [MHz] 5785
Frequency high to test	True Freq [MHz] 5825
Auto Control enabled Power Supply Climatic Box	No No
Additional Path Loss [dB]	1.4
Switched Path	EUT - SignalingUnit - SpectrumAnalyzer

Test Equipment	
Signal analyzer,Rohde&Schwarz,FSV-40,1307.9002K40/101042,3.70	
Switch matrix,CTCadvanced,SPM-4 NI DAQ,28016133,NI	

Test at TX 5825 MHz

RESULT: Reference Power cond.

Test Description	Lower Limit	Upper Limit	Measured	Unit	Verdict
Ref. Power 1MHz/1MHz cond.	---	---	20.15	dBm	INFO
Ref. Frequency	---	---	5829.600	MHz	INFO

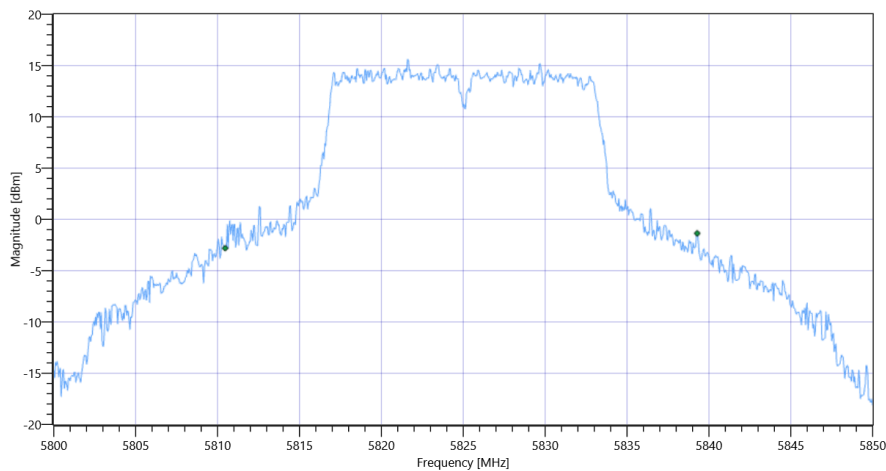
READ SA SETTINGS:

RefLevel [dBm] RefLevelOffset [dB] InpAtt [dB]	28.15 18.74 25
Start [MHz] Stop [MHz]	5800.000 5850.000
RBW [MHz] VBW [MHz]	0.300000 1.000000
Detector TraceMode	POS MAXH
Sweep: Time [ms] Count Points per Section Type	1 2500 1001 SWE

RESULT

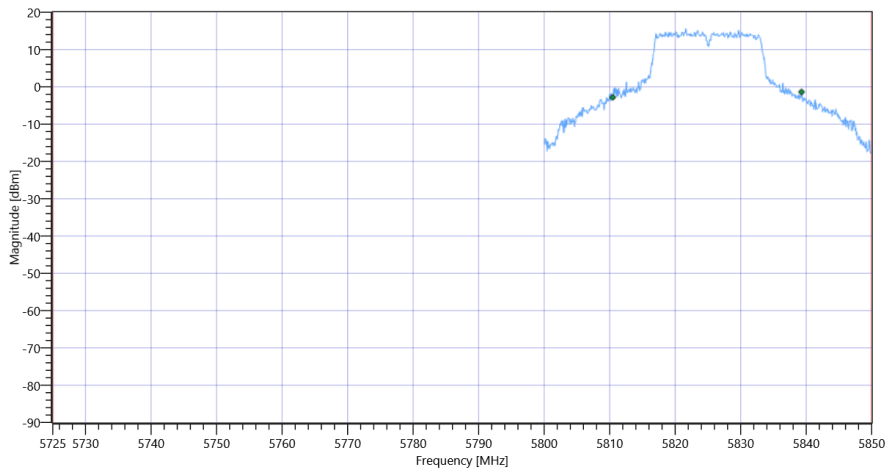
Test Description	Lower Limit	Upper Limit	Measured	Unit	Verdict
Bandwidth 99%	---	---	28.821	MHz	INFO
T1 99%	5725.000000	---	5810.4645	MHz	PASS
T2 99%	---	5850.000000	5839.2857	MHz	PASS

Plot: Bandwidth only



FCC 15.407, ISED RSS247 # Bandwidths 99PCT and 26dB ~ WLAN5Gx a mode U-NII-3 99PCT

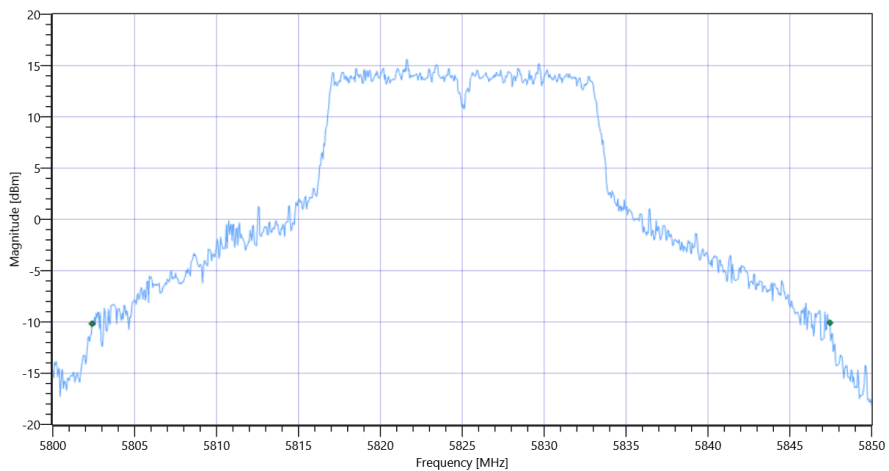
Plot: Bandwidth within Band



FCC 15.407, ISED RSS247 # Bandwidths 99PCT and 26dB ~ WLAN5Gx a mode U-NII-3

RESULT					
Test Description	Lower Limit	Upper Limit	Measured	Unit	Verdict
Bandwidth 20dB	---	---	45.05	MHz	INFO
T1 26dB	5725.000000	---	5802.4000	MHz	PASS
T2 26dB	---	5850.000000	5847.4500	MHz	PASS

Plot: Bandwidth only



FCC 15.407, ISED RSS247 # Bandwidths 99PCT and 26dB ~ WLAN5Gx a mode U-NII-3 26dB

Plot: Bandwidth within Band