

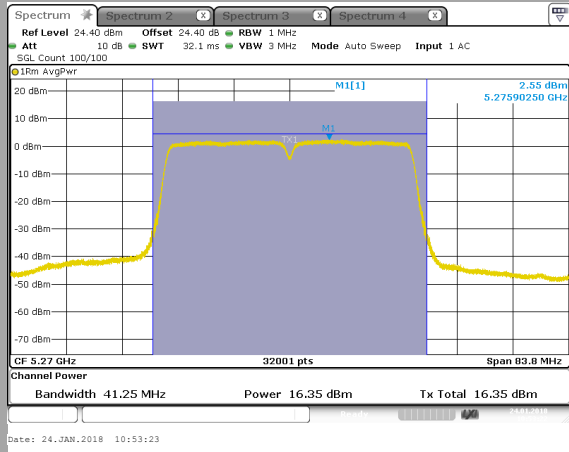


L C I E

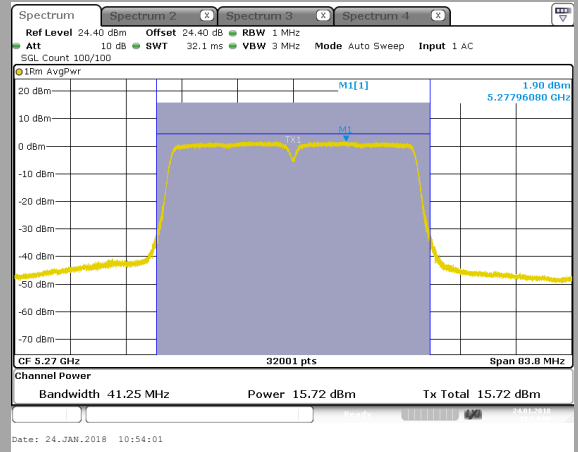
802.11n HT40/ac VHT40

C16

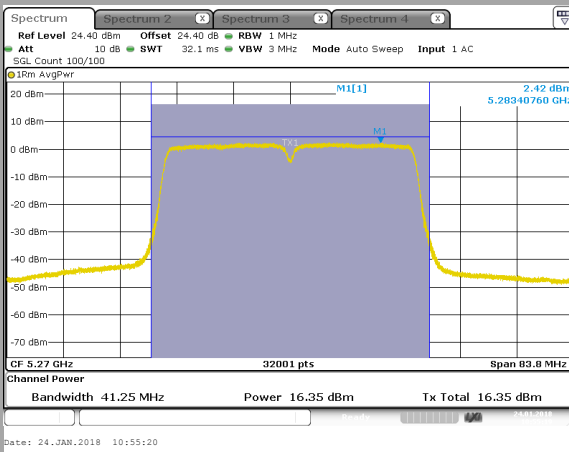
Tx1



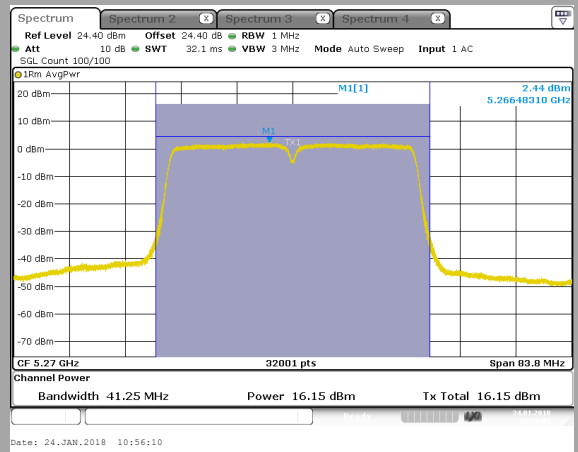
Tx2



Tx3



Tx4



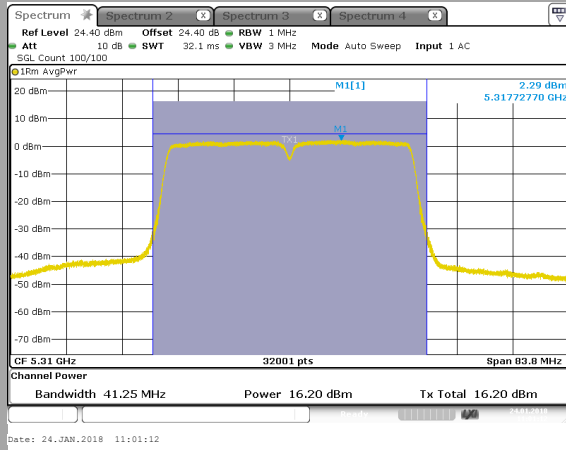


L C I E

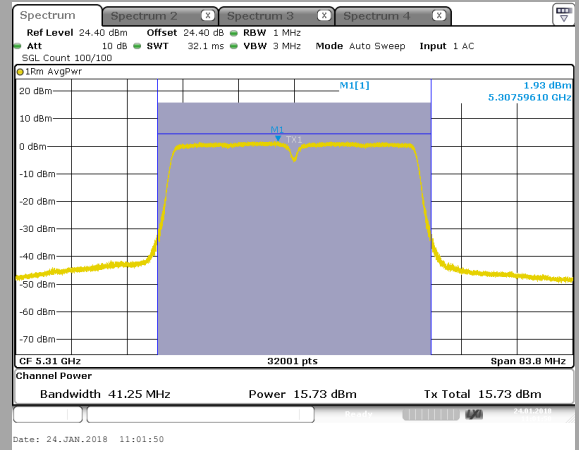
802.11n HT40/ac VHT40

C17

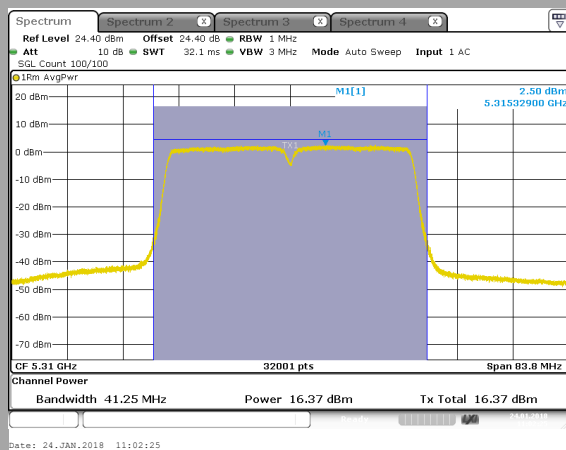
Tx1



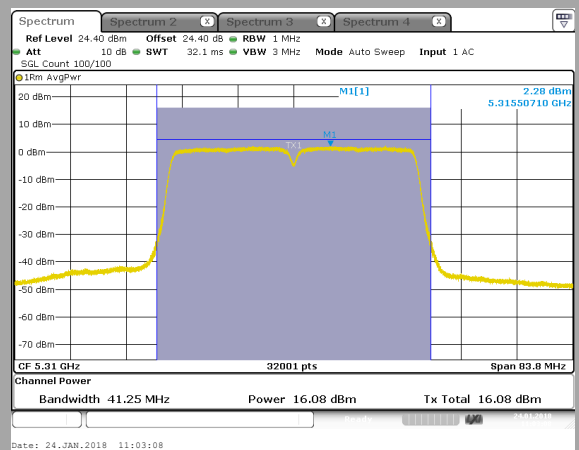
Tx2



Tx3



Tx4



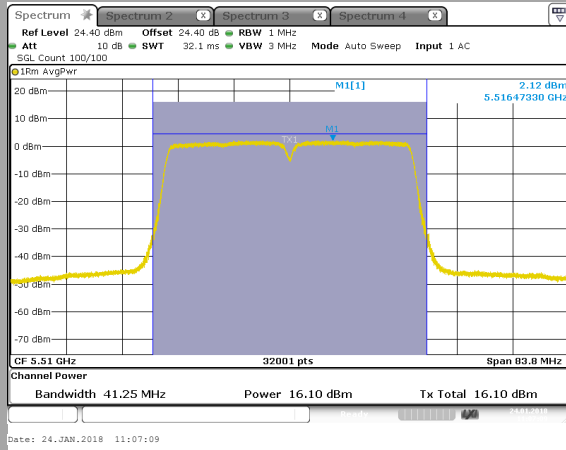


L C I E

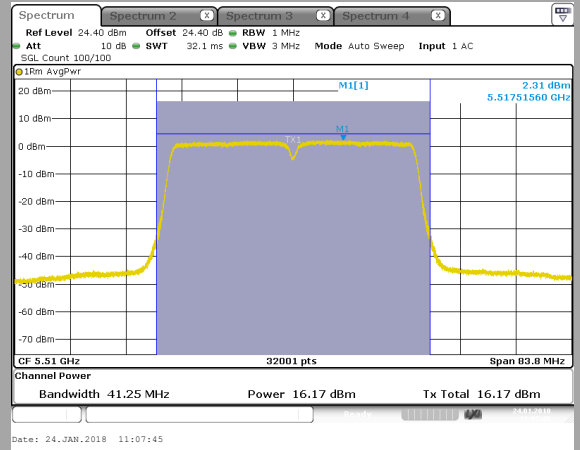
802.11n HT40/ac VHT40

C18

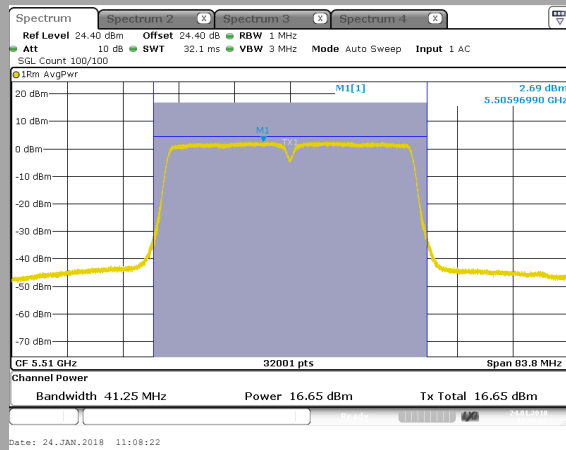
Tx1



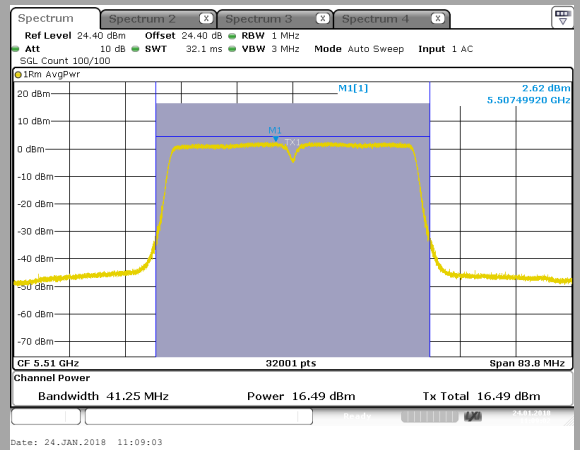
Tx2



Tx3



Tx4



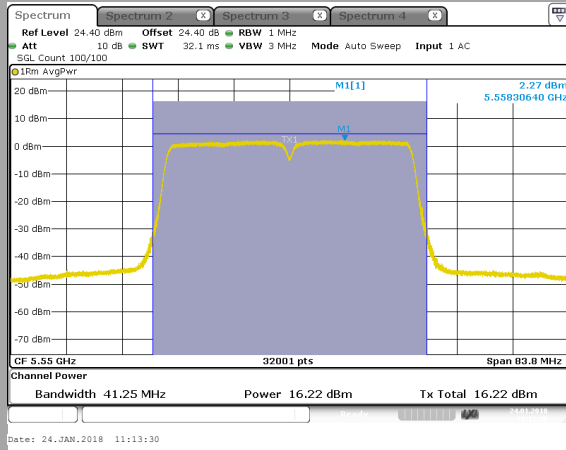


L C I E

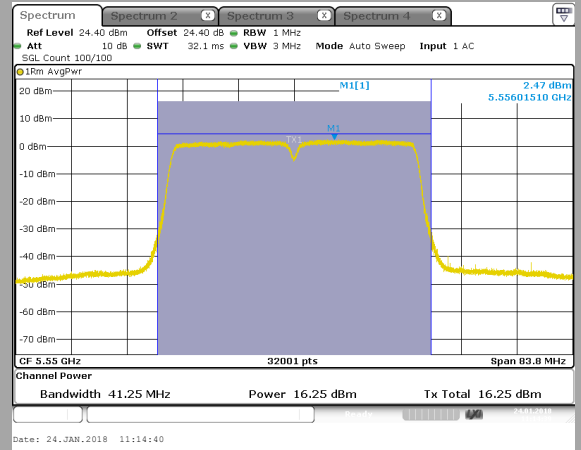
802.11n HT40/ac VHT40

C19

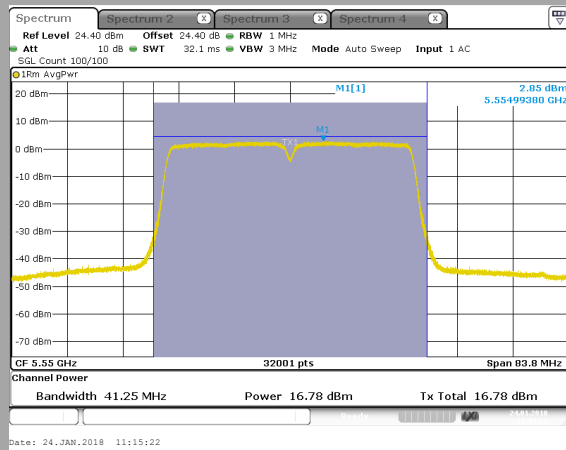
Tx1



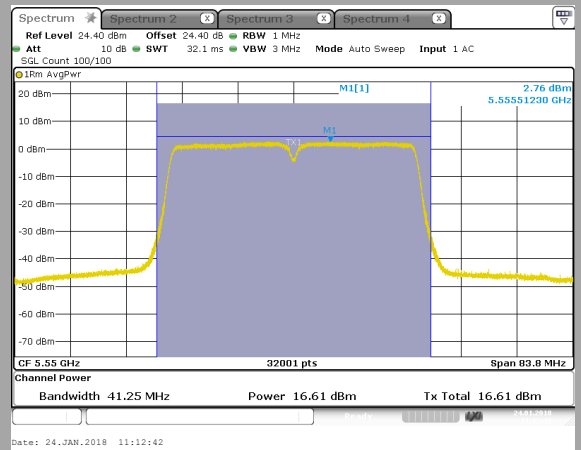
Tx2



Tx3



Tx4



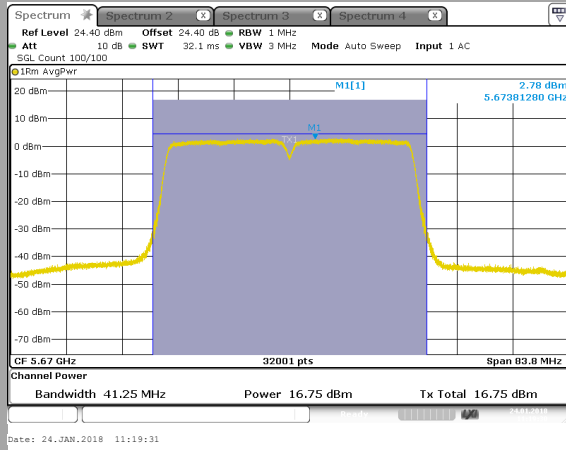


L C I E

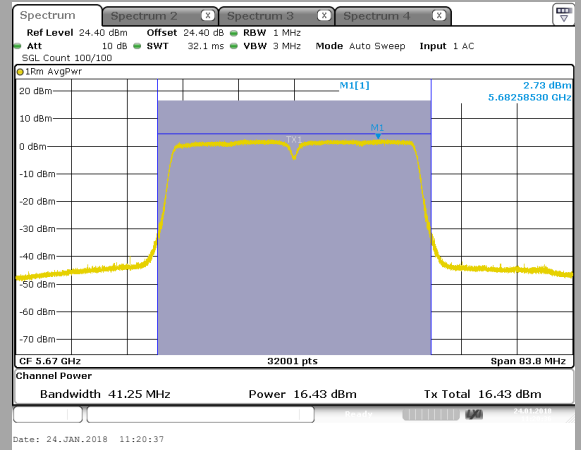
802.11n HT40/ac VHT40

C20

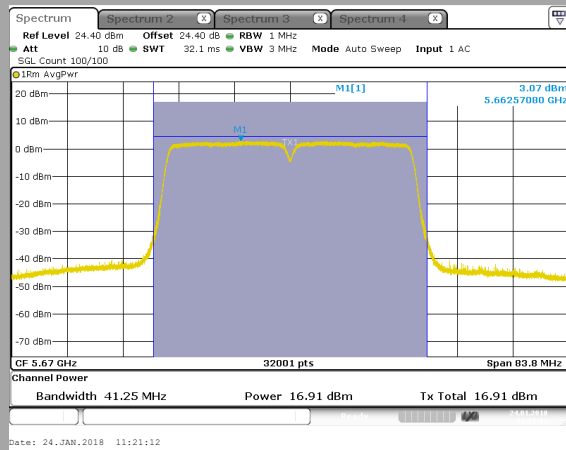
Tx1



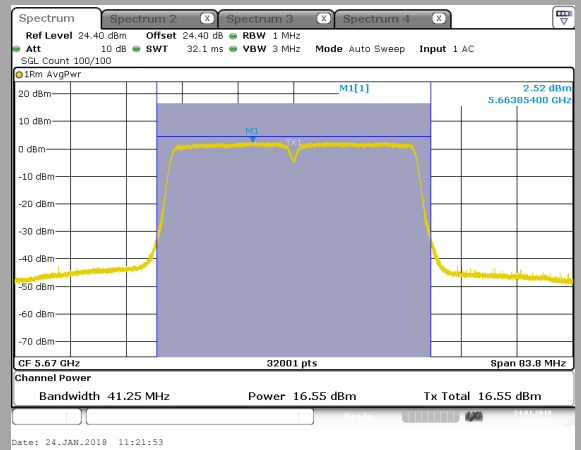
Tx2



Tx3



Tx4

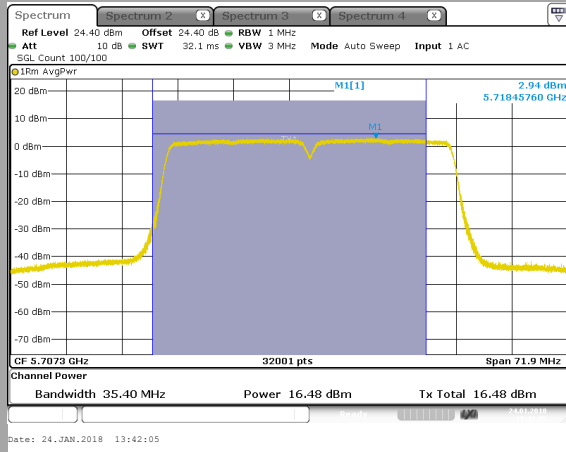




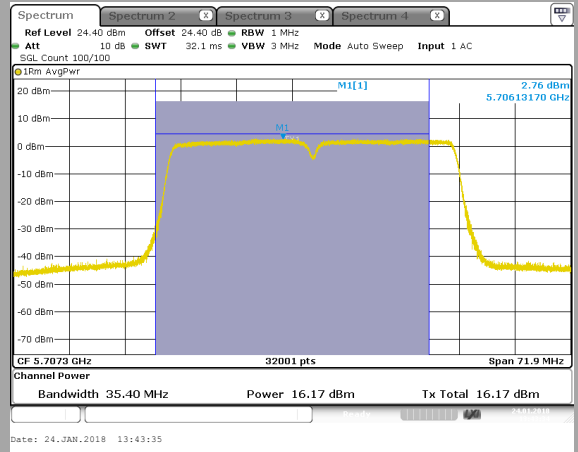
L C I E

802.11n HT40/ac VHT40
C21 Straddle 5470MHz-5725MHz

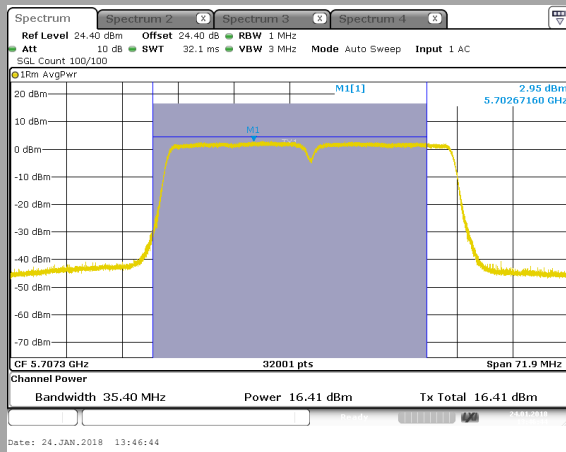
Tx1



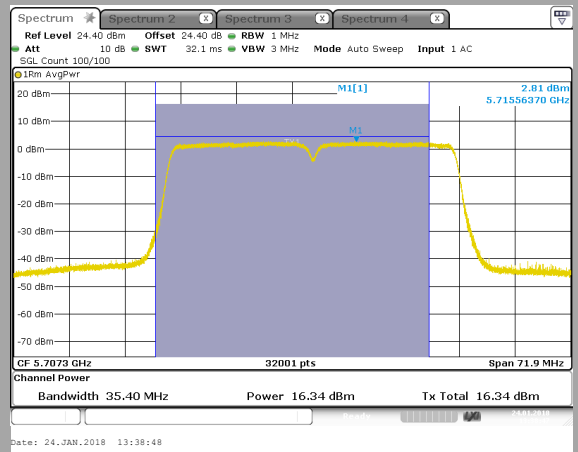
Tx2



Tx3



Tx4



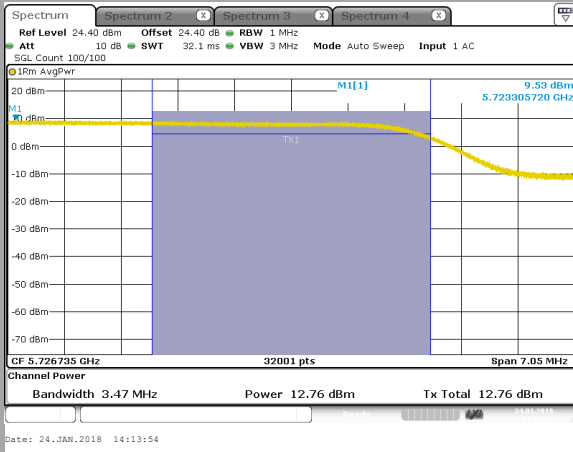


L C I E

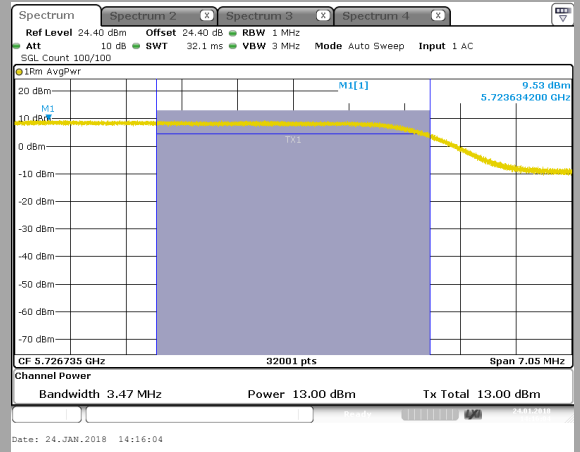
802.11n HT40/ac VHT40

C21 Straddle 5725MHz-5850MHz

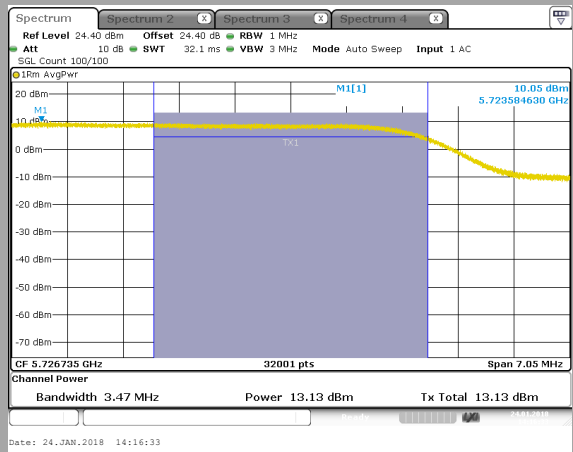
Tx1



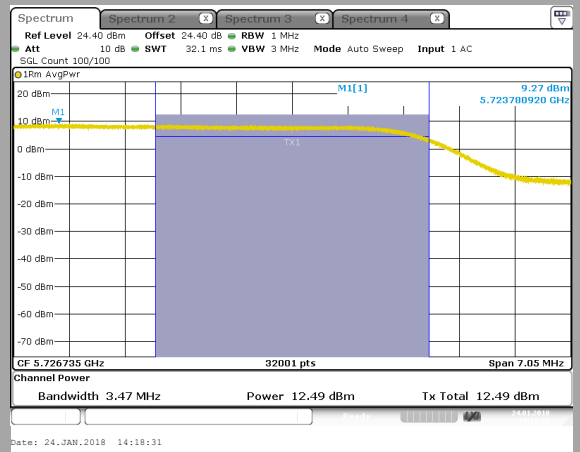
Tx2



Tx3



Tx4



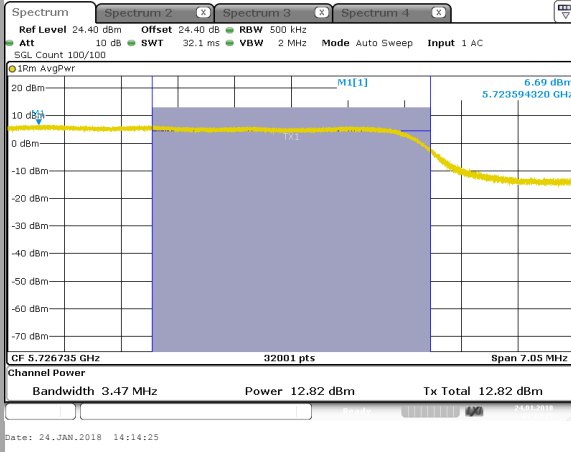


L C I E

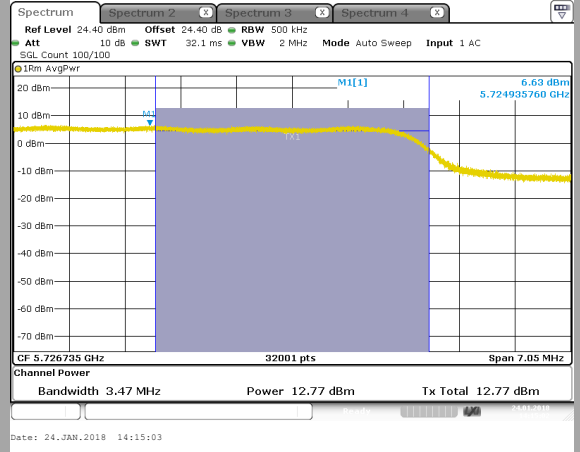
n HT40/ac VHT40

C21 Straddle 5725MHz-5850MHz

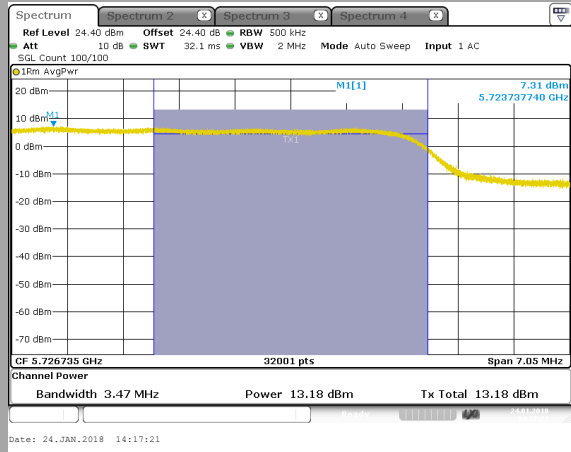
Tx1



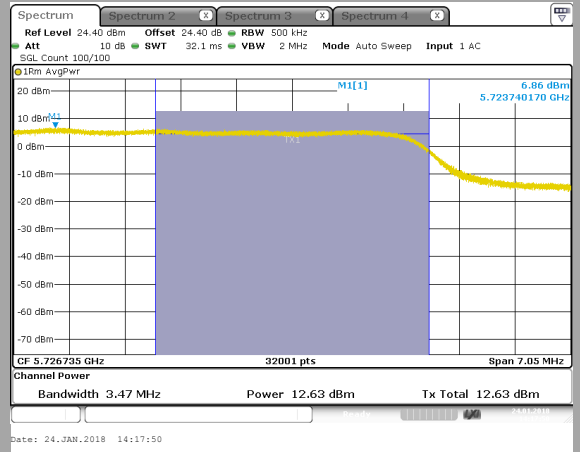
Tx2



Tx3



Tx4



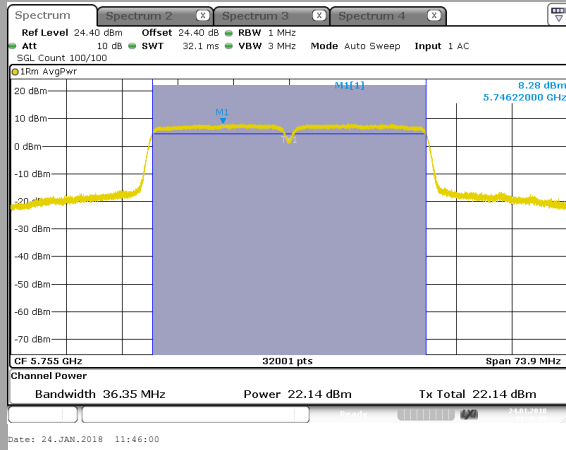


L C I E

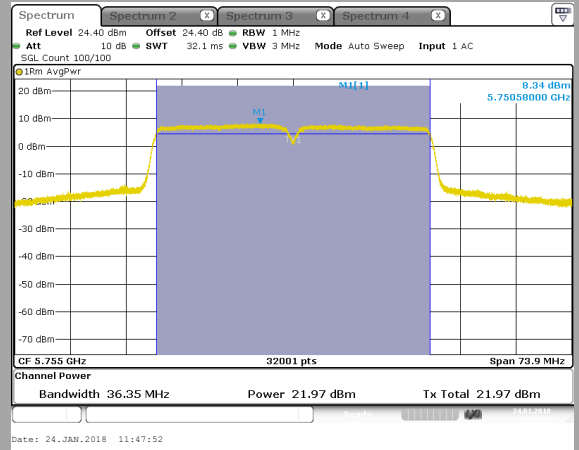
n HT40/ac VHT40

C22

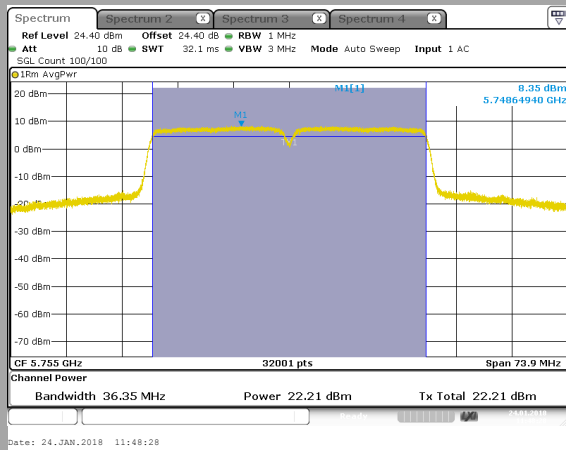
Tx1



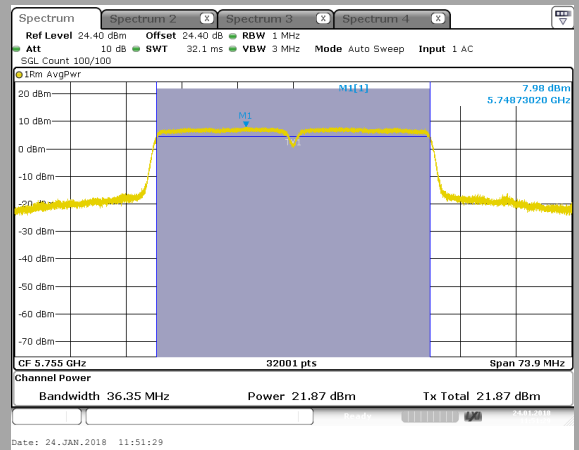
Tx2



Tx3



Tx4



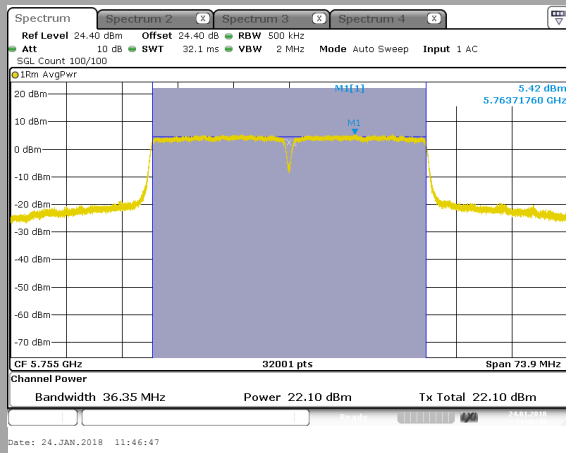


L C I E

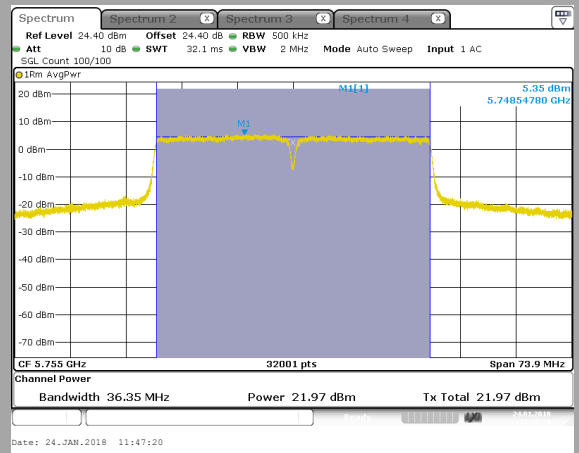
n HT40/ac VHT40

C22

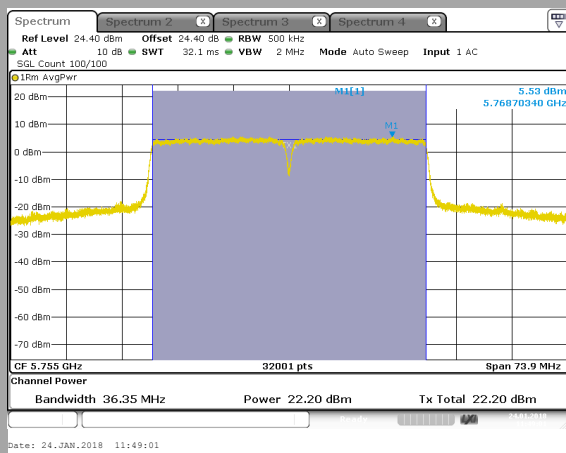
Tx1



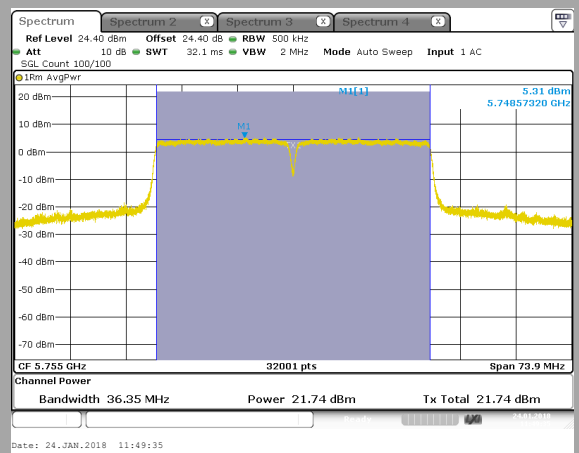
Tx2



Tx3



Tx4



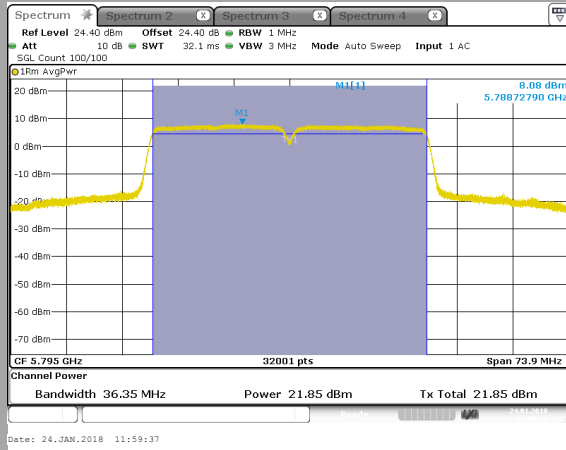


L C I E

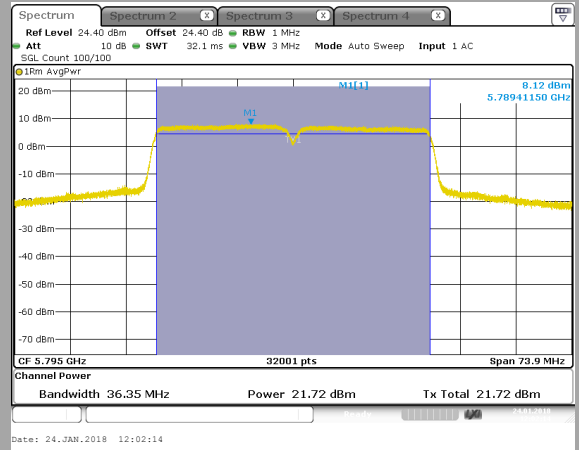
n HT40/ac VHT40

C23

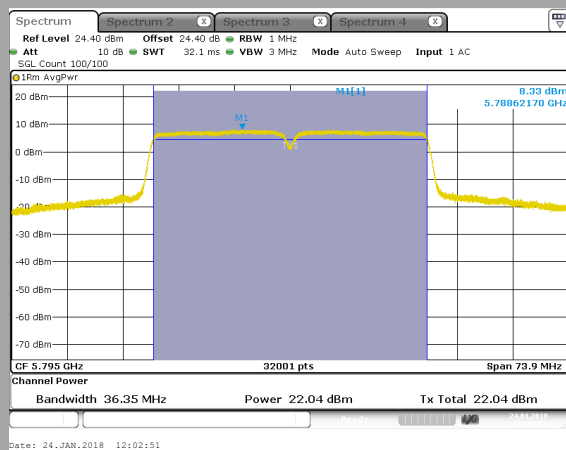
Tx1



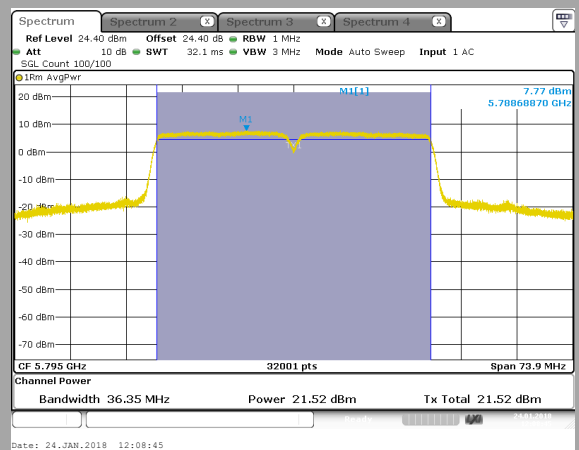
Tx2



Tx3



Tx4

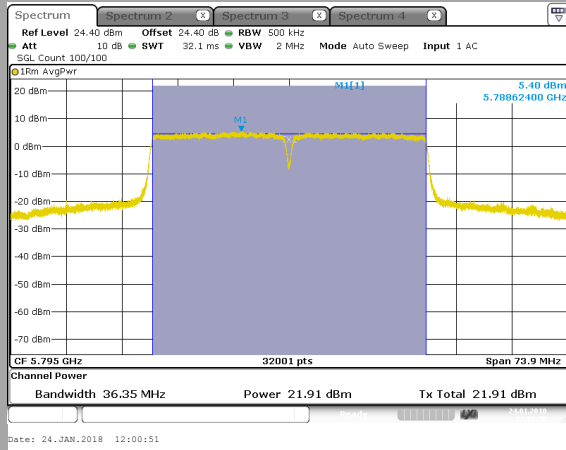




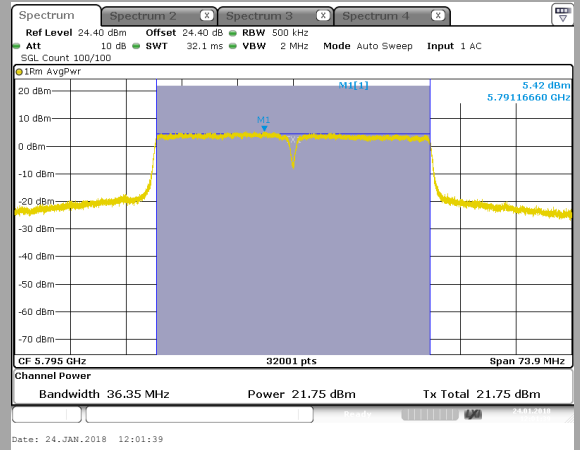
L C I E

n HT40/ac VHT40
C23

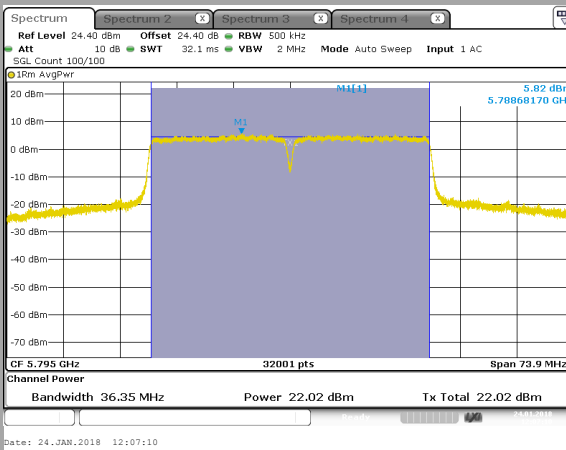
Tx1



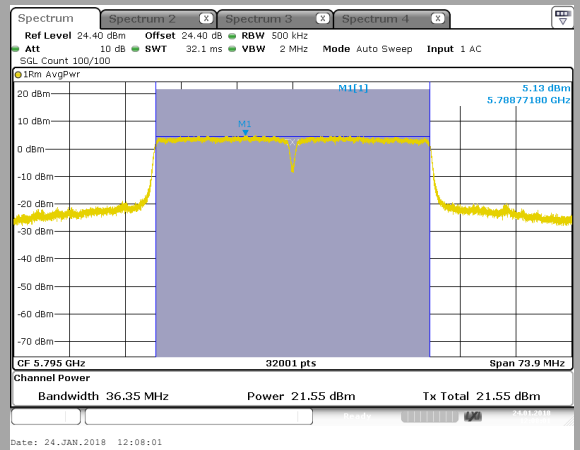
Tx2



Tx3



Tx4



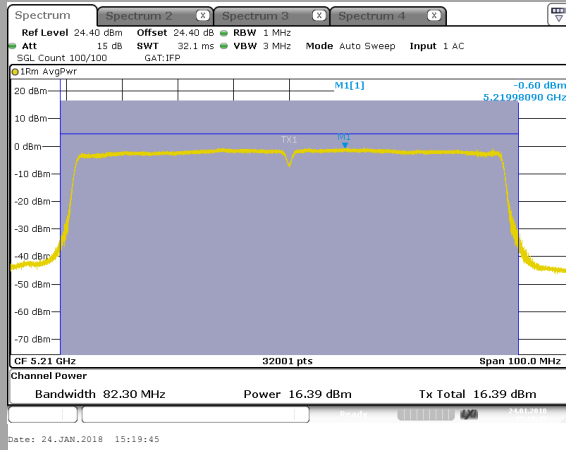


L C I E

802.11ac VHT80

C24

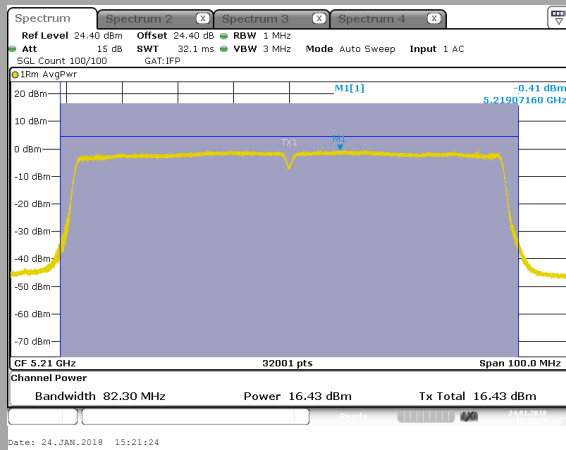
Tx1



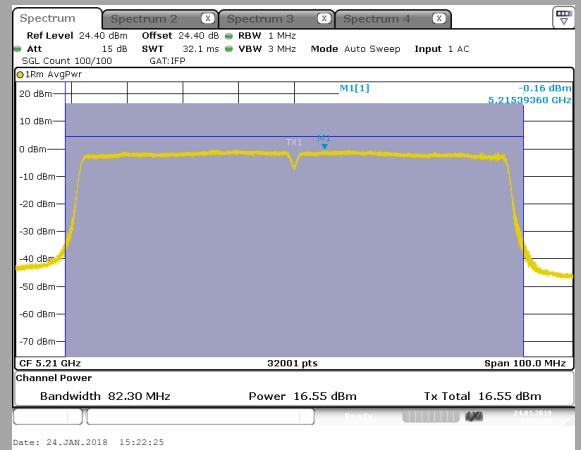
Tx2



Tx3



Tx4



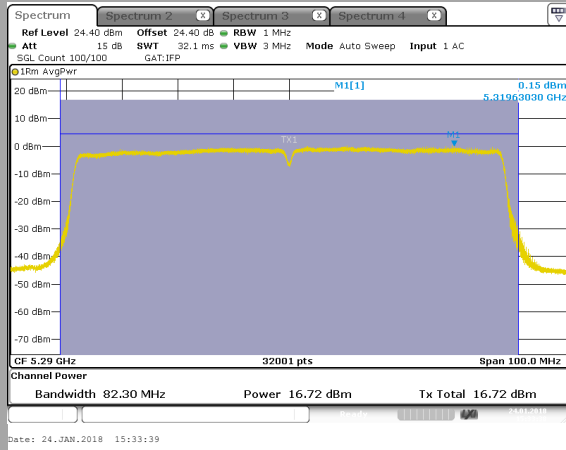


L C I E

802.11ac VHT80

C25

Tx1



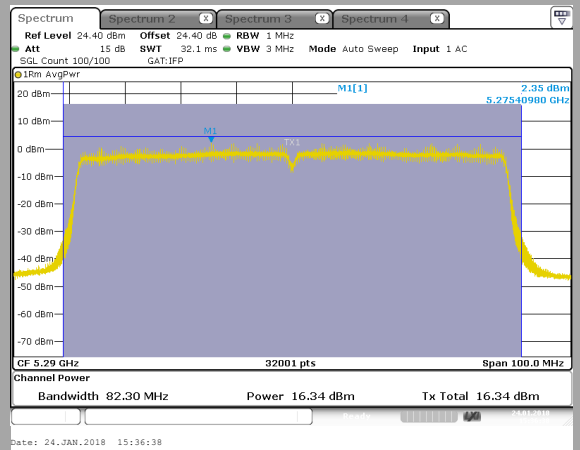
Tx2



Tx3



Tx4



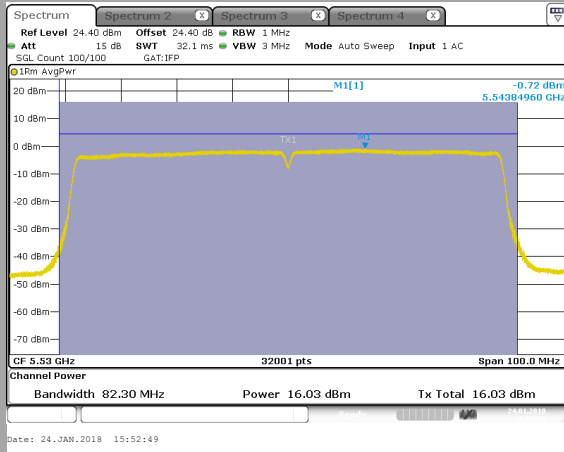


L C I E

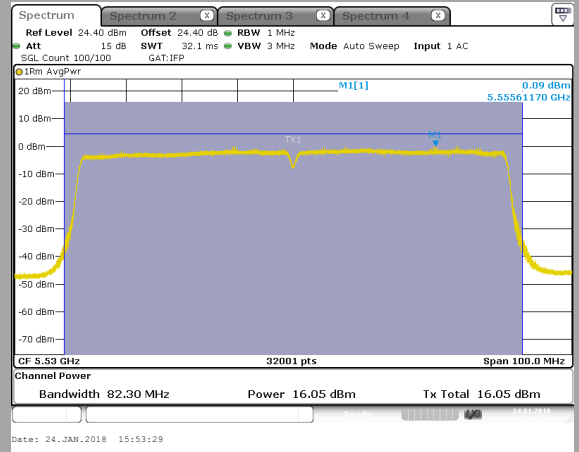
802.11ac VHT80

C26

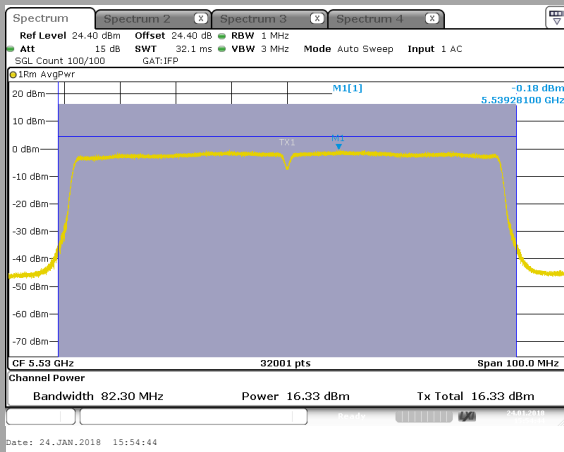
Tx1



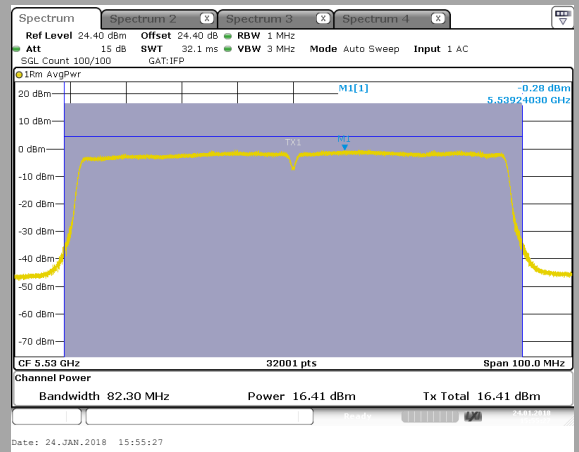
Tx2



Tx3



Tx4



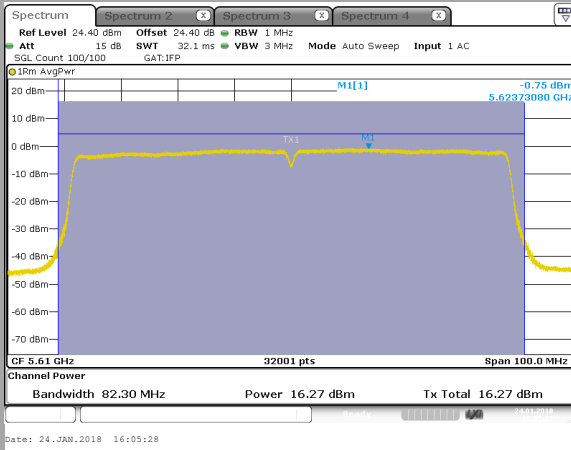


L C I E

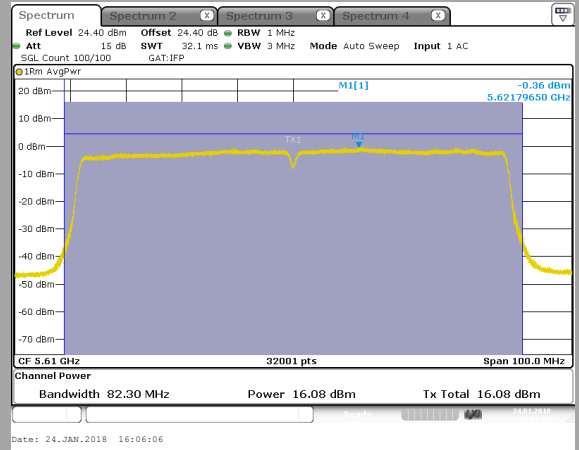
802.11ac VHT80

C27

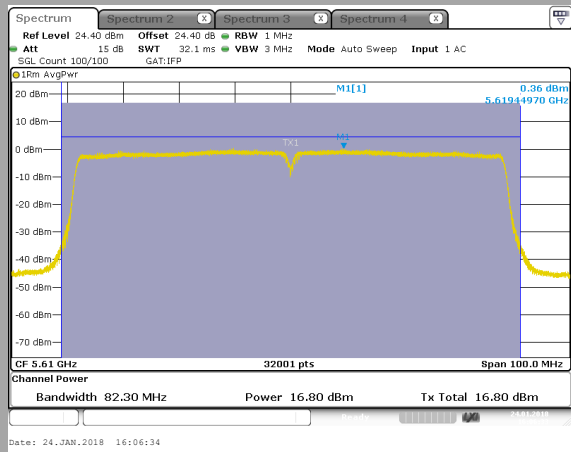
Tx1



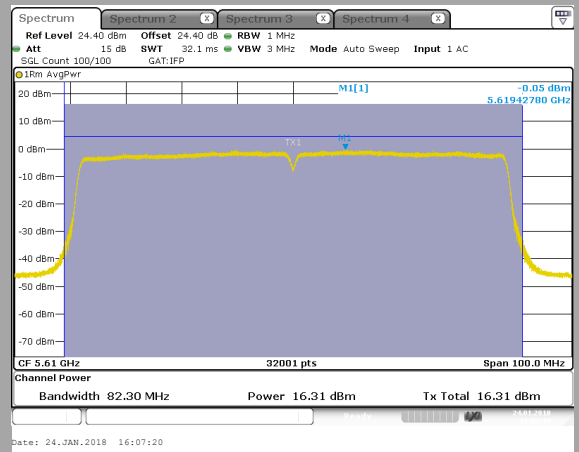
Tx2



Tx3



Tx4



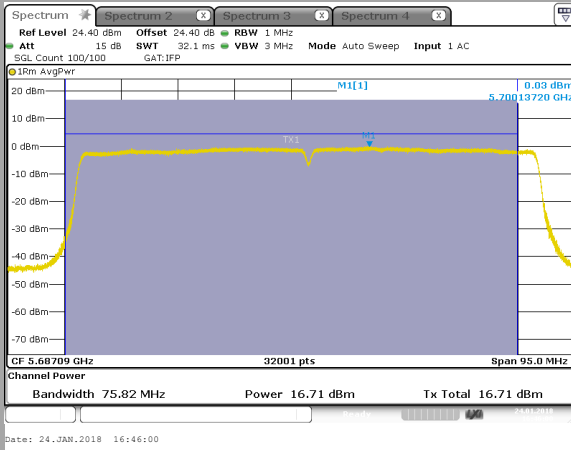


L C I E

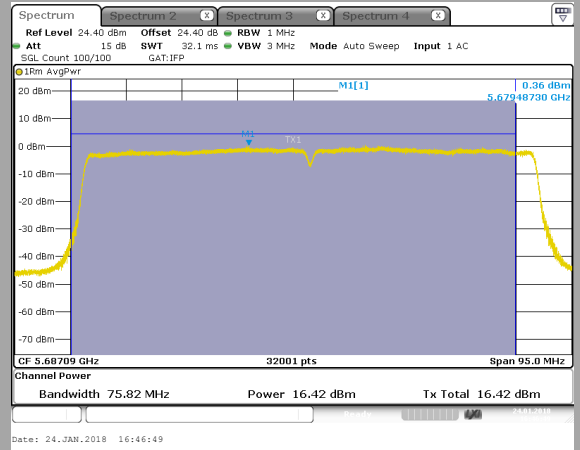
802.11ac VHT80

C28 Straddle 5470MHz-5725MHz

Tx1



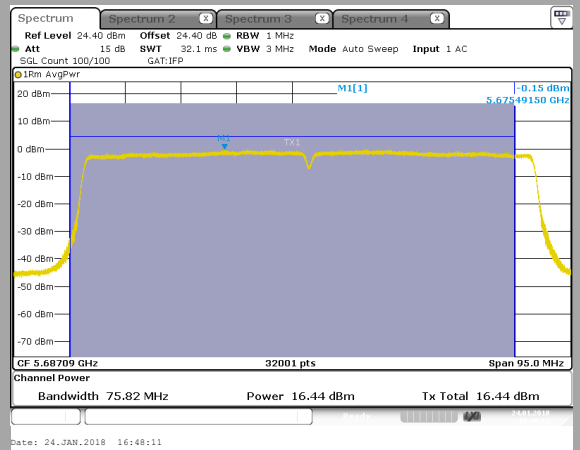
Tx2



Tx3



Tx4



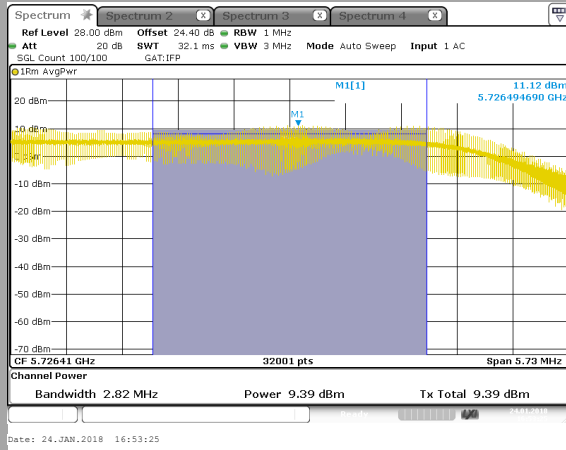


L C I E

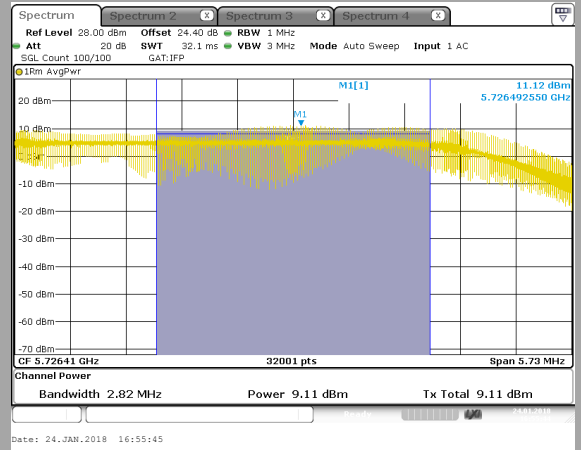
802.11ac VHT80

C28 Straddle 5725MHz -5850MHz

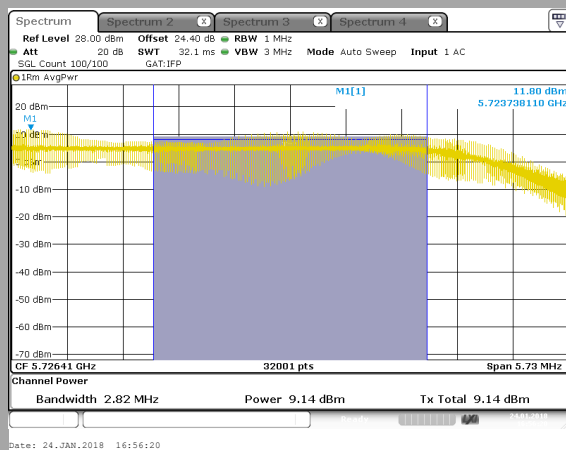
Tx1



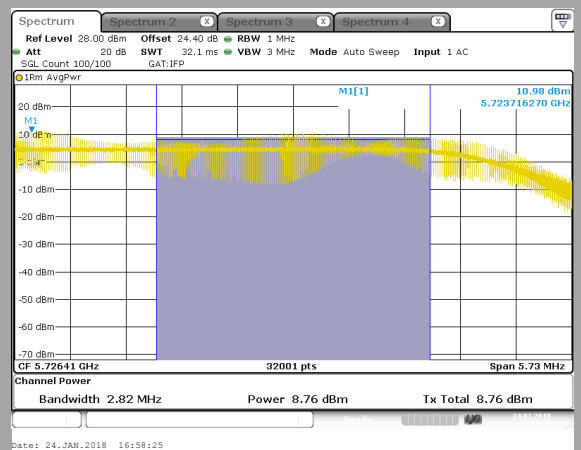
Tx2



Tx3



Tx4



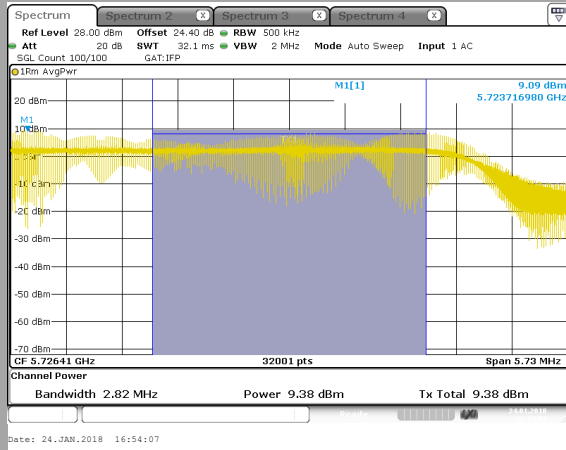


L C I E

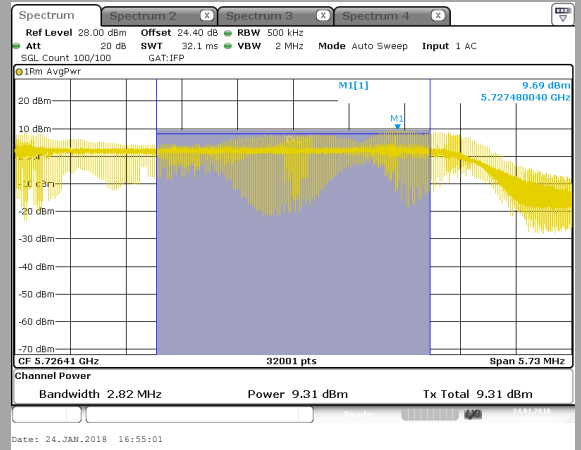
802.11ac VHT80

C28 Straddle 5725MHz -5850MHz

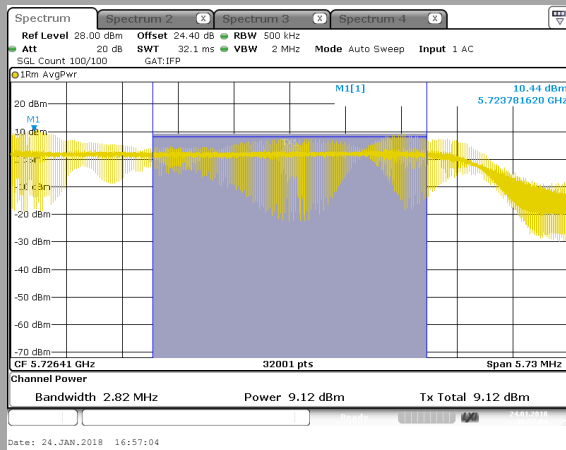
Tx1



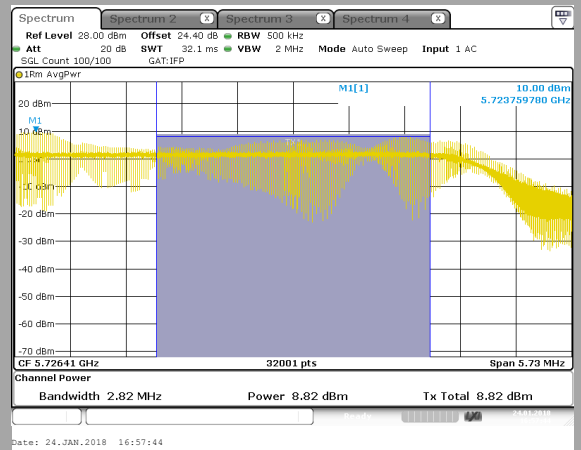
Tx2



Tx3



Tx4



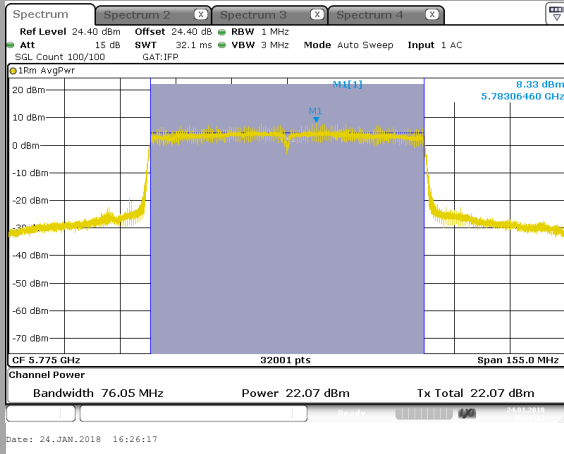


L C I E

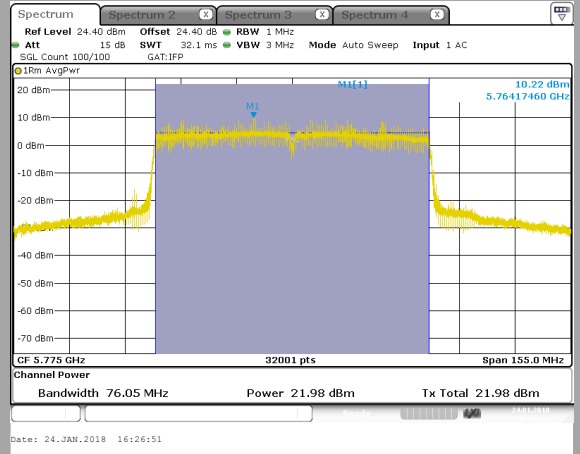
802.11ac VHT80

C29

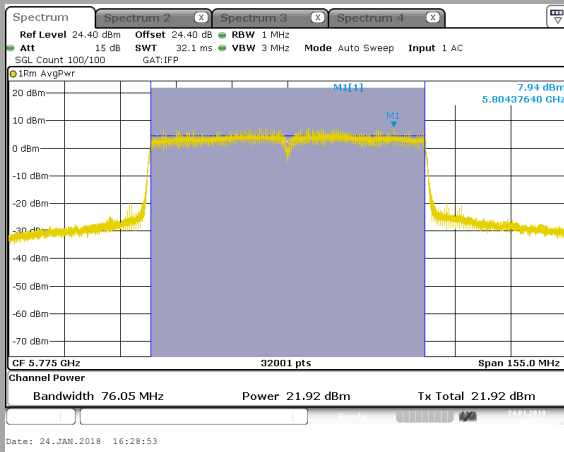
Tx1



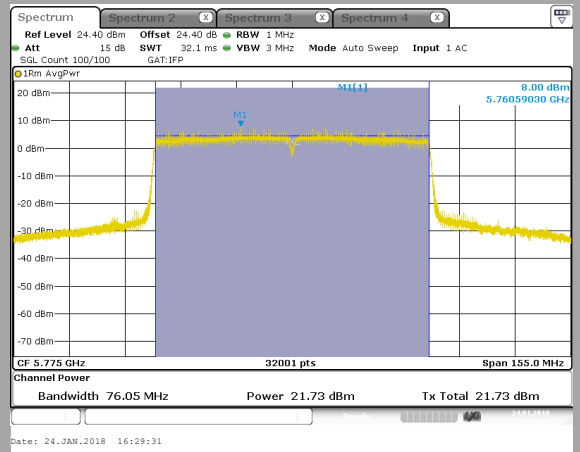
Tx2



Tx3



Tx4

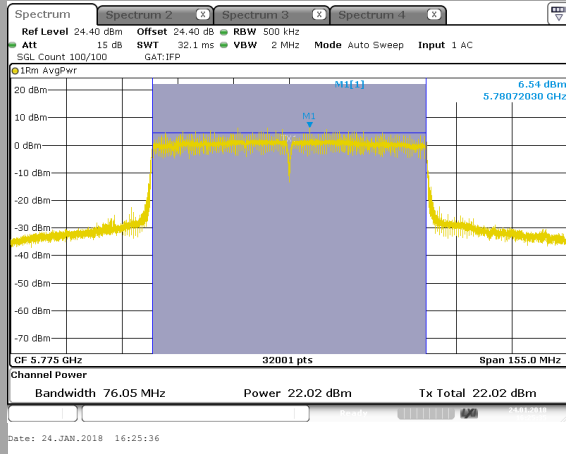




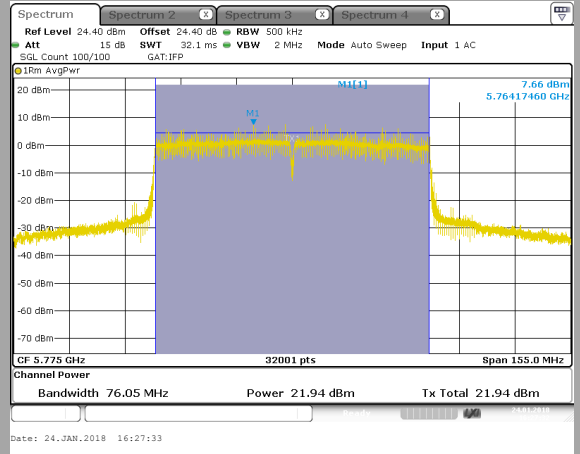
L C I E

802.11ac VHT80 C29

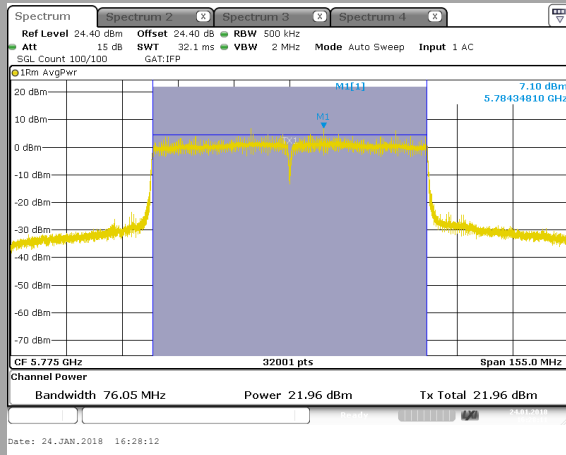
Tx1



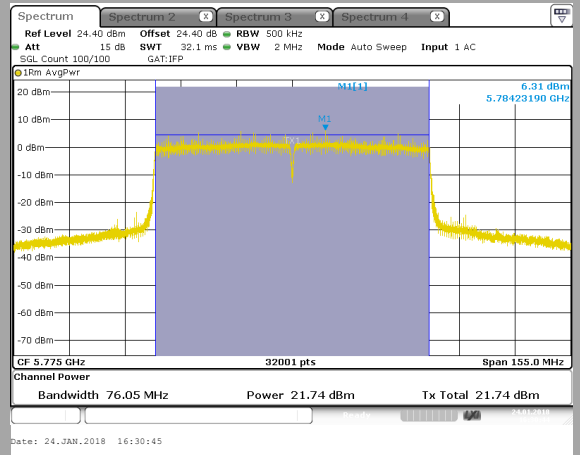
Tx2



Tx3



Tx4





L C I E

802.11a								
Channel	Tx1 (dBm)	Tx2 (dBm)	Tx3 (dBm)	Tx4 (dBm)	TxAll (dBm)	AG (dBi)	Tx Limit FCC (dBm)	TPC requirement
C1	14,31	13,66	13,96	13,52	19,9	7,23	22,77	
C2	14,33	13,69	14,05	13,41	19,9	7,23	22,77	
C3	14,18	13,58	13,88	13,29	19,8	7,23	22,77	
C4	13,94	13,62	14,13	13,57	19,8	7,23	22,77	TPC si EIRP>27dBm
C5	13,84	13,38	14,1	13,65	19,8	7,23	22,77	TPC si EIRP>27dBm
C6	13,91	13,36	14,09	13,72	19,8	7,23	22,77	TPC si EIRP>27dBm
C7	13,95	13,59	14,41	14,09	20,0	7,23	22,77	TPC si EIRP>27dBm
C8	13,76	13,41	14,12	13,76	19,8	7,23	22,77	TPC si EIRP>27dBm
C9	13,63	13,72	13,89	13,39	19,7	7,23	22,77	TPC si EIRP>27dBm
C10 Straddle 5470MHz-5725MHz	12,27	12,96	12,55	12,19	18,5	7,23	22,77	TPC si EIRP>27dBm
C10 Straddle 5725MHz-5850MHz	15,08	13,48	14,75	14,94	20,6	7,64	28,36	TPC si EIRP>27dBm
C11	22,03	21,87	22,25	21,79	28,0	7,64	28,36	
C12	21,79	21,74	22,13	21,68	27,9	7,64	28,36	
C13	21,48	21,94	22,24	21,81	27,9	7,64	28,36	

802.11n HT20/ac VHT20								
Channel	Tx1 (dBm)	Tx2 (dBm)	Tx3 (dBm)	Tx4 (dBm)	TxAll (dBm)	AG (dBi)	Tx Limit FCC (dBm)	EIRP Limit FCC (dBm)
C1	14,25	13,67	14,39	14,14	20,1	7,23	22,77	
C2	14,13	13,76	14,48	14,22	20,2	7,23	22,77	
C3	14,1	13,71	14,57	14,04	20,1	7,23	22,77	
C4	13,97	13,9	14,4	14,18	20,1	7,23	22,77	TPC si EIRP>27dBm
C5	14,24	13,65	14,41	14,17	20,1	7,23	22,77	TPC si EIRP>27dBm
C6	14,26	13,62	14,44	14,17	20,2	7,23	22,77	TPC si EIRP>27dBm
C7	14,43	14,08	14,62	14,12	20,3	7,23	22,77	TPC si EIRP>27dBm
C8	14,48	14,26	14,69	14,55	20,5	7,23	22,77	TPC si EIRP>27dBm
C9	14,56	14,41	14,68	14,21	20,5	7,23	22,77	TPC si EIRP>27dBm
C10 Straddle 5470MHz-5725MHz	12,97	12,61	12,75	12,38	18,7	7,23	22,77	TPC si EIRP>27dBm
C10 Straddle 5725MHz-5850MHz	16,08	15,79	16	15,92	22,0	7,64	28,36	TPC si EIRP>27dBm
C11	22,44	21,82	22,16	21,78	28,1	7,64	28,36	
C12	21,99	21,5	22,03	21,64	27,8	7,64	28,36	
C13	22,09	21,44	21,98	21,76	27,8	7,64	28,36	

802.11n HT40/ac VHT40								
Channel	Tx1 (dBm)	Tx2 (dBm)	Tx3 (dBm)	Tx4 (dBm)	TxAll (dBm)	AG (dBi)	Tx Limit FCC (dBm)	EIRP Limit FCC (dBm)
C14	16,45	15,97	16,66	16,74	22,5	7,23	22,77	
C15	16,5	15,76	16,61	16,3	22,3	7,23	22,77	
C16	16,35	15,72	16,35	16,15	22,2	7,23	22,77	TPC si EIRP>27dBm
C17	16,2	15,73	16,37	16,08	22,1	7,23	22,77	TPC si EIRP>27dBm
C18	16,1	16,17	16,65	16,49	22,4	7,23	22,77	TPC si EIRP>27dBm
C19	16,22	16,25	16,78	16,61	22,5	7,23	22,77	TPC si EIRP>27dBm
C20	16,75	16,43	16,91	16,55	22,7	7,23	22,77	TPC si EIRP>27dBm
C21 Straddle 5470MHz-5725MHz	16,48	16,17	16,41	16,34	22,4	7,23	22,77	TPC si EIRP>27dBm
C21 Straddle 5725MHz-5850MHz	12,76	13	13,13	12,49	18,9	7,64	28,36	TPC si EIRP>27dBm
C22	22,14	21,97	22,21	21,87	28,1	7,64	28,36	
C23	21,85	21,72	22,04	21,52	27,8	7,64	28,36	



L C I E

802.11ac VHT80								
Channel	Tx1 (dBm)	Tx2 (dBm)	Tx3 (dBm)	Tx4 (dBm)	TxAI (dBm)	AG (dBi)	Tx Limit FCC (dBm)	EIRP Limit FCC (dBm)
C24	16,39	15,8	16,43	16,55	22,3	7,23	22,77	
C25	16,72	15,91	16,81	16,34	22,5	7,23	22,77	TPC si EIRP>27dBm
C26	16,03	16,05	16,33	16,41	22,2	7,23	22,77	TPC si EIRP>27dBm
C27	16,27	16,08	16,8	16,31	22,4	7,23	22,77	TPC si EIRP>27dBm
C28 Straddle 5470MHz-5725MHz	16,71	16,42	16,63	16,44	22,6	7,23	22,77	TPC si EIRP>27dBm
C28 Straddle 5725MHz-5850MHz	9,39	9,11	9,14	8,76	15,1	7,64	28,36	
C29	22,07	21,98	21,92	21,73	27,9	7,64	28,36	

802.11a							
Channel	Tx1 (dBm/MHz)	Tx2 (dBm/MHz)	Tx3 (dBm/MHz)	Tx4 (dBm/MHz)	TxAI (dBm/MHz)	AG (dBi)	Tx Limit FCC (dBm/MHz)
C1	3,76	3,68	3,45	3,29	9,6	7,23	9,77
C2	3,57	3,56	3,57	3,24	9,5	7,23	9,77
C3	3,59	3,15	3,37	2,98	9,3	7,23	9,77
C4	3,63	3,48	3,62	2,85	9,4	7,23	9,77
C5	3,22	2,98	3,66	3,06	9,3	7,23	9,77
C6	3,32	3,17	3,66	3,26	9,4	7,23	9,77
C7	3,94	2,8	3,86	4,13	9,7	7,23	9,77
C8	3,8	3,22	3,62	3,67	9,6	7,23	9,77
C9	3,41	4,35	3,32	3,09	9,6	7,23	9,77
C10 Straddle 5470MHz-5725MHz	2,76	4,18	2,82	2,54	9,15	7,23	9,77
C10 Straddle 5725MHz-5850MHz	9,06	6,65	8,22	8,62	14,2	7,64	28,36 (/500kHz)
C11	9,45	9,95	9,41	9	15,5	7,64	28,36 (/500kHz)
C12	9,36	9,95	8,96	8,59	15,3	7,64	28,36 (/500kHz)
C13	10,03	9,72	9	9,22	15,5	7,64	28,36 (/500kHz)

802.11n HT20/ac VHT20							
Channel	Tx1 (dBm/MHz)	Tx2 (dBm/MHz)	Tx3 (dBm/MHz)	Tx4 (dBm/MHz)	TxAI (dBm/MHz)	AG (dBi)	Tx Limit FCC (dBm/MHz)
C1	3,13	2,62	3,23	3,29	9,10	7,23	9,77
C2	3,02	2,86	3,35	3,12	9,11	7,23	9,77
C3	3,07	2,72	3,64	3,01	9,14	7,23	9,77
C4	3,01	2,85	3,36	3,26	9,15	7,23	9,77
C5	3,11	2,7	3,3	3,2	9,10	7,23	9,77
C6	3,22	2,65	3,31	3,14	9,11	7,23	9,77
C7	3,29	3,03	3,7	3,09	9,31	7,23	9,77
C8	3,47	3,16	3,66	3,56	9,49	7,23	9,77
C9	3,49	3,41	3,7	3,07	9,44	7,23	9,77
C10 Straddle 5470MHz-5725MHz	2,94	2,7	2,79	2,43	8,74	7,23	9,77
C10 Straddle 5725MHz-5850MHz	9,1	8,75	9,03	8,82	14,9	7,64	28,36 (/500kHz)
C11	8,5	8,13	8,43	8,02	14,3	7,64	28,36 (/500kHz)
C12	8,26	8,2	8,17	7,84	14,1	7,64	28,36 (/500kHz)
C13	8,27	7,82	8,23	8,09	14,1	7,64	28,36 (/500kHz)

802.11n HT40/ac VHT40							
Channel	Tx1 (dBm/MHz)	Tx2 (dBm/MHz)	Tx3 (dBm/MHz)	Tx4 (dBm/MHz)	TxAI (dBm/MHz)	AG (dBi)	Tx Limit FCC (dBm/MHz)
C14	2,75	2,2	2,8	2,83	8,7	7,23	9,77
C15	2,65	1,87	2,87	2,37	8,5	7,23	9,77
C16	2,55	1,9	2,42	2,44	8,4	7,23	9,77
C17	2,29	1,93	2,5	2,28	8,3	7,23	9,77
C18	2,12	2,31	2,69	2,62	8,5	7,23	9,77
C19	2,76	2,27	2,47	2,85	8,6	7,23	9,77
C20	2,78	2,73	3,07	2,52	8,8	7,23	9,77
C21 Straddle 5470MHz-5725MHz	2,94	2,76	2,95	2,81	8,9	7,23	9,77
C21 Straddle 5725MHz-5850MHz	6,69	6,63	7,31	6,86	12,9	7,64	28,36 (/500kHz)
C22	5,42	5,35	5,53	5,31	11,4	7,64	28,36 (/500kHz)
C23	5,4	5,42	5,82	5,13	11,5	7,64	28,36 (/500kHz)



802.11ac VHT80							
Channel	Tx1 (dBm/MHz)	Tx2 (dBm/MHz)	Tx3 (dBm/MHz)	Tx4 (dBm/MHz)	TxAI (dBm/MHz)	AG (dBi)	Tx Limit FCC (dBm/MHz)
C24	-0,6	-0,09	-0,41	-0,16	5,7	7,23	9,77
C25	0,15	1,71	0,68	2,35	7,3	7,23	9,77
C26	-0,72	0,09	-0,18	-0,28	5,8	7,23	9,77
C27	-0,75	-0,35	0,36	-0,05	5,8	7,23	9,77
C28 Straddle 5470MHz-5725MHz	0,03	0,36	0,08	-0,15	6,1	7,23	9,77
C28 Straddle 5725MHz-5850MHz	9,09	9,69	10,44	10	15,9	7,64	28,36 (/500kHz)
C29	6,54	7,66	7,1	6,31	13,0	7,64	28,36 (/500kHz)

8.6. CONCLUSION

Maximum Conducted Output Power, Maximum Power Spectral Density, Maximum EIRP, Maximum EIRP Power Spectral Density measurement performed on the sample of the product **SAGEMCOM DCIW387 ATN**, SN: **61751000063**, in configuration and description presented in this test report, show levels **compliant** to the **47 CFR PART 15.407** limits.



9. TRANSMIT POWER CONTROL

9.1. TEST CONDITIONS

Test performed by : Armand MAHOUNGOU
Date of test : January 24, 2018
Ambient temperature : 26 °C
Relative humidity : 43 %

9.1. LIMIT

FCC Part 15.407
TPC Min (EIRP):
5250MHz-5350MHz: Shall not exceed 24dBm
5470MHz-5725MHz: Shall not exceed 24dBm

9.2. TEST SETUP

- The Equipment Under Test is installed:


- On a table
- In an anechoic chamber

- Measurement is performed with a spectrum analyzer in:

- Conducted Method
- Radiated Method

- Test Procedure:

- KDB 789033 D02 General UNII Test Procedures New Rules v01r02 § E2 b) (Method SA-1)
- KDB 789033 D02 General UNII Test Procedures New Rules v01r02 § E2 c) (Method SA-2)
- KDB 662911 D01 Multiple Transmitter Output v02r01
- KDB 644545 D03 Guidance for IEEE 802.11ac v01



Photograph for Transmit Power Control

9.3. TEST EQUIPMENT LIST

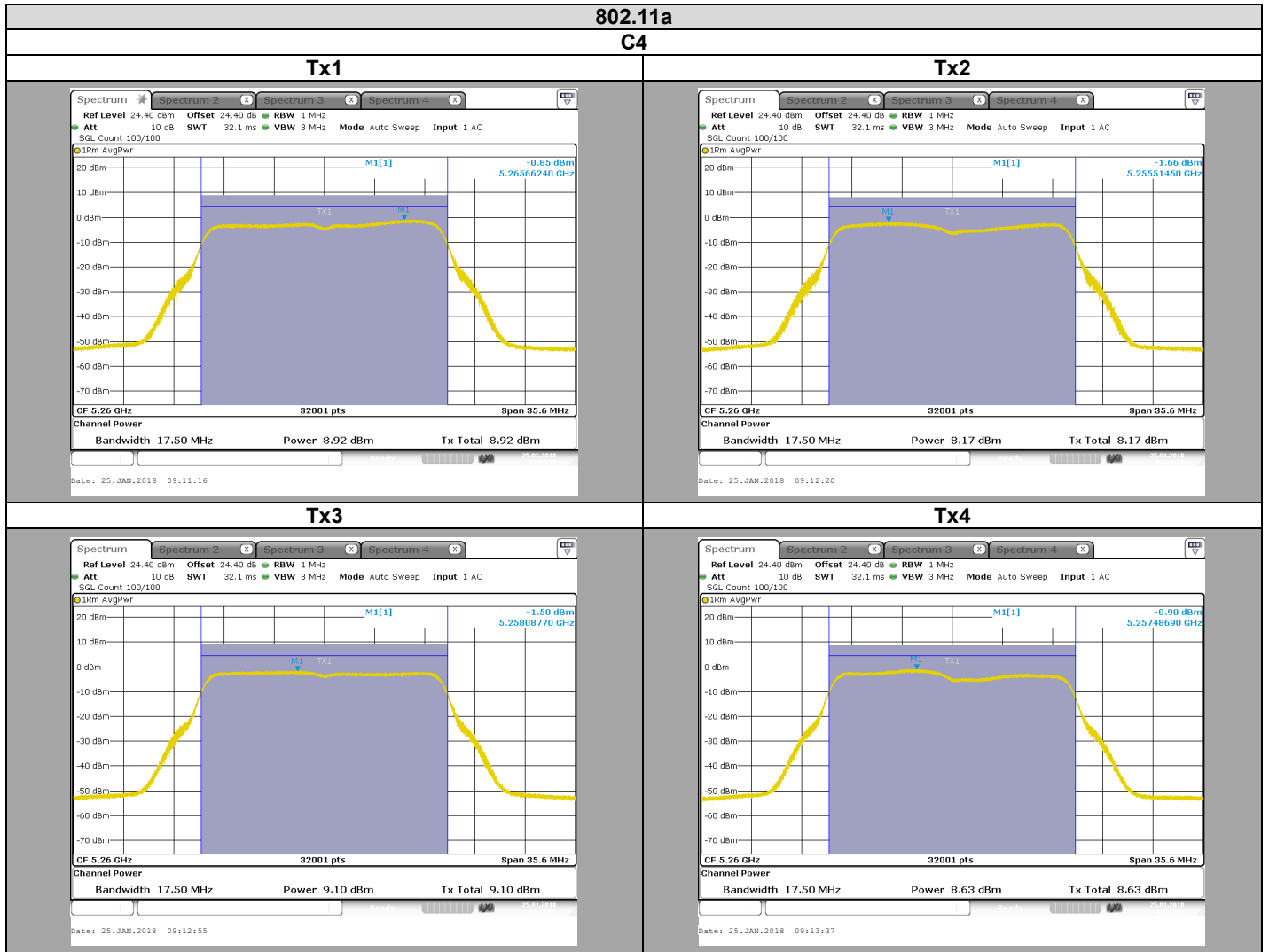
DESCRIPTION	MANUFACTURER	MODEL	N° LCIE	Cal_Date	Cal_Due
EMI receiver	ROHDE & SCHWARZ	ESR 7	A2642023	2017/09	2018/09
Multi-meter	KEITHLEY	2000	A1242090	2016/06	2018/06
Programmable AC/DC power supply	KIKUSUI	PCR500M	A7040079	2016/06	2018/06
RF cable & 20 dB attenuator	Téledyne	920-0202-048	A5329661	2017/09	2018/09

Note: In our quality system, the test equipment calibration due is more & less 2 months



L C I E

9.4. RESULTS



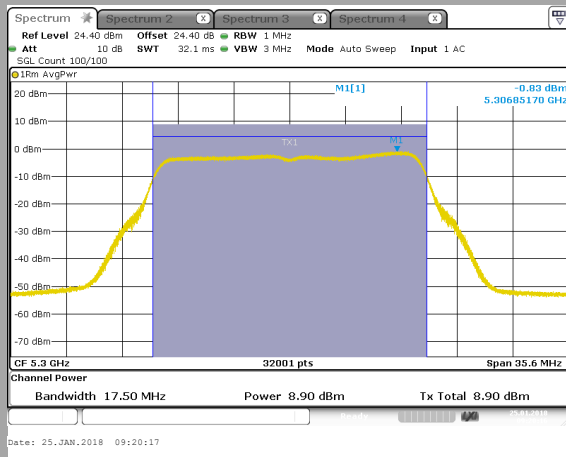


L C I E

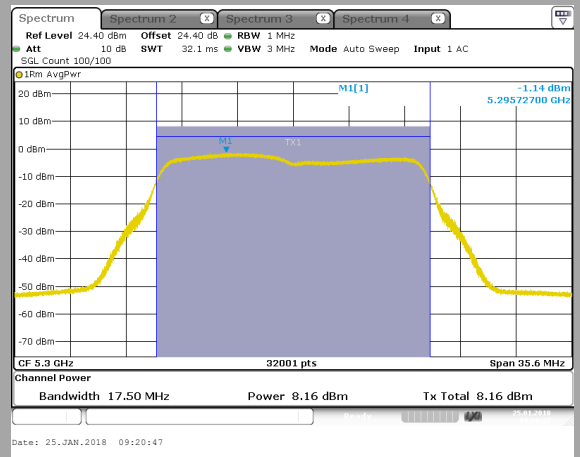
802.11a

C5

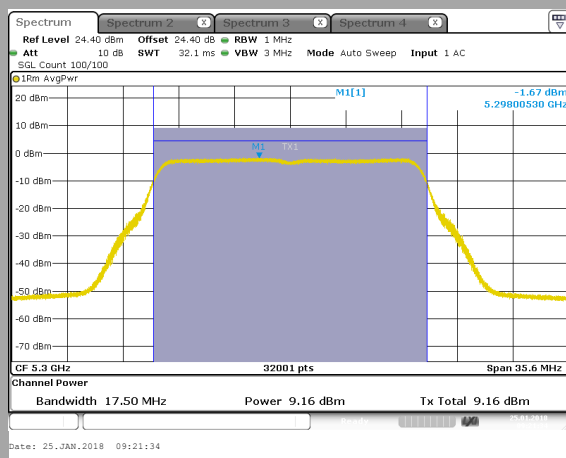
Tx1



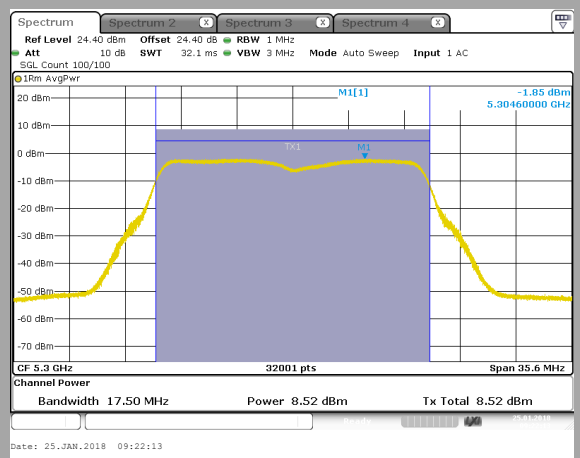
Tx2



Tx3



Tx4



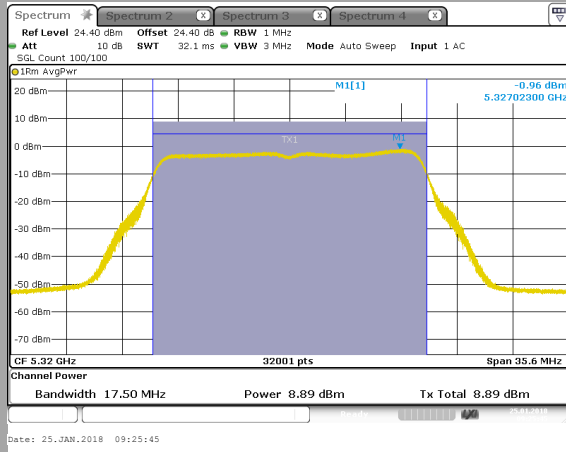


L C I E

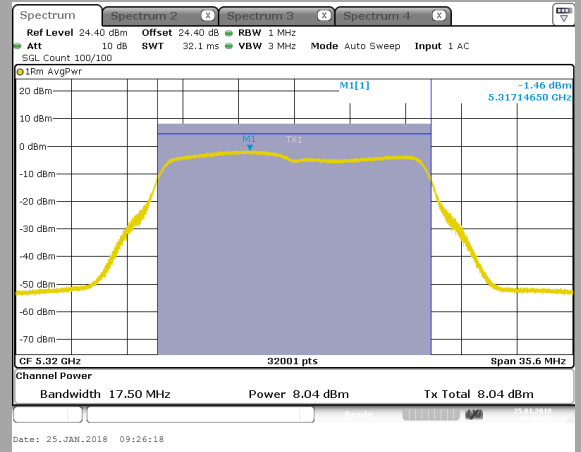
802.11a

C6

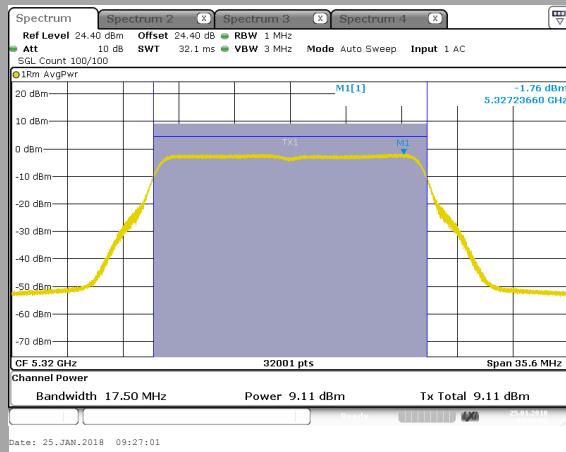
Tx1



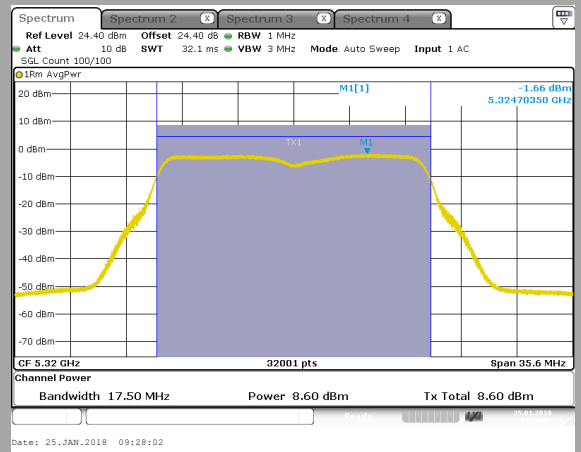
Tx2



Tx3



Tx4



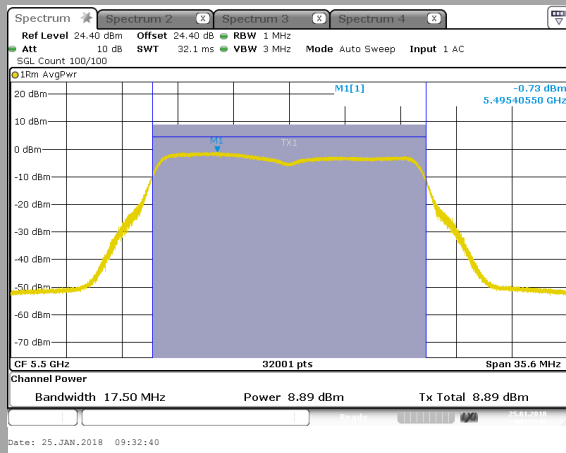


L C I E

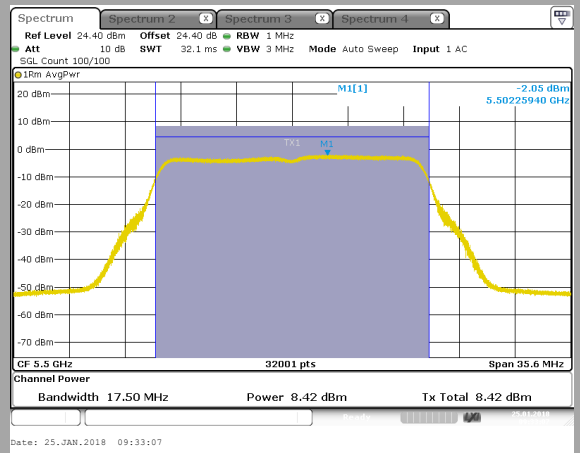
802.11a

C7

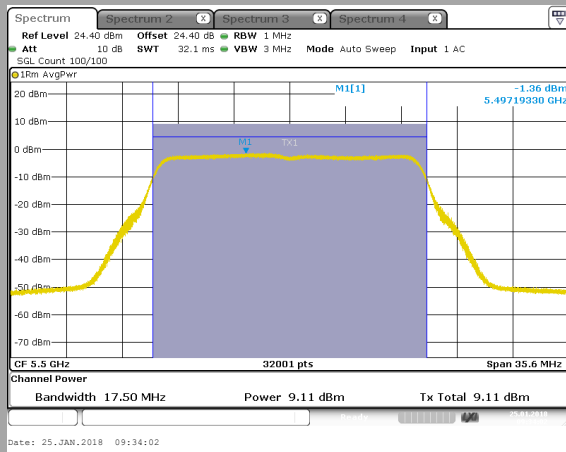
Tx1



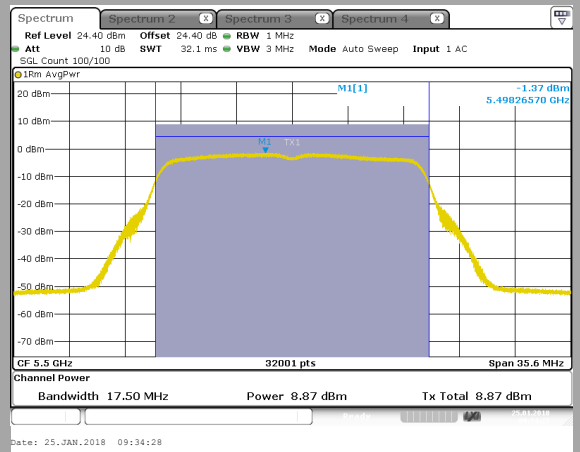
Tx2



Tx3



Tx4



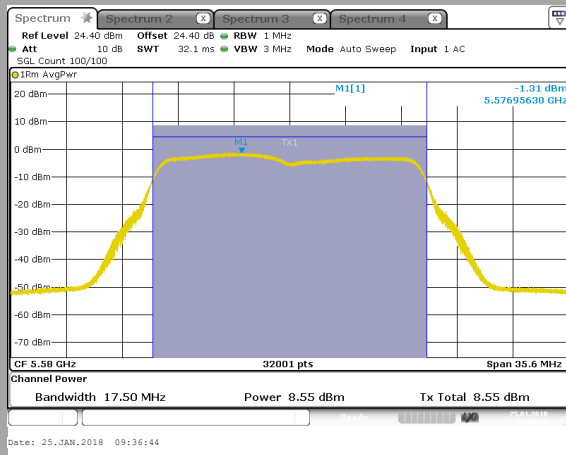


L C I E

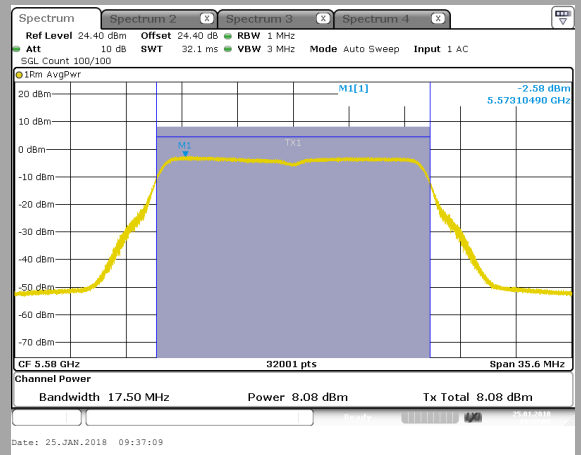
802.11a

C8

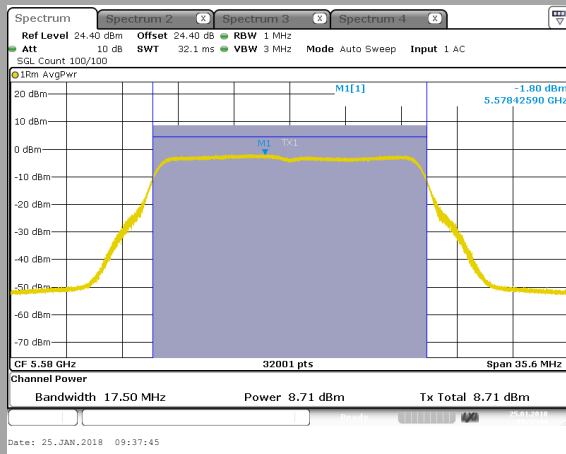
Tx1



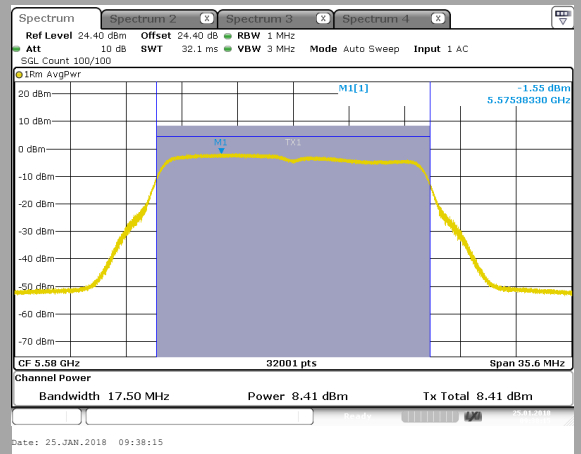
Tx2



Tx3



Tx4



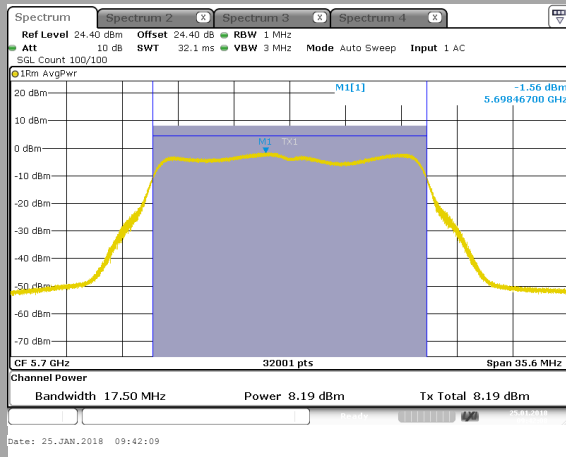


L C I E

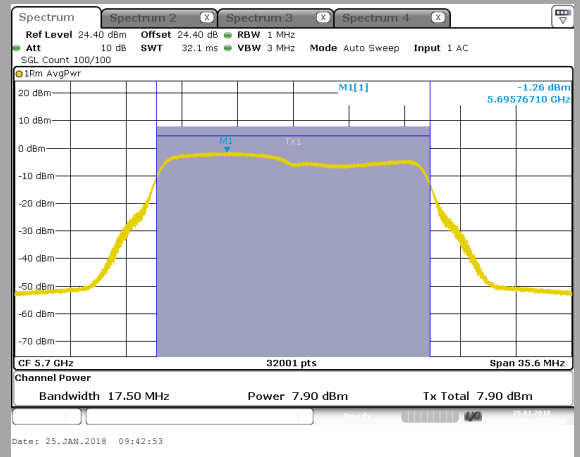
802.11a

C9

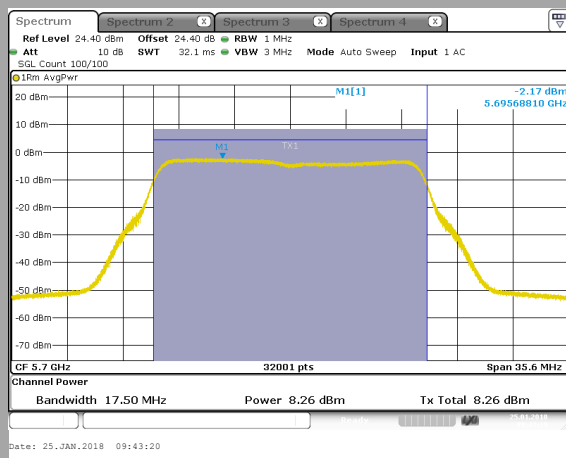
Tx1



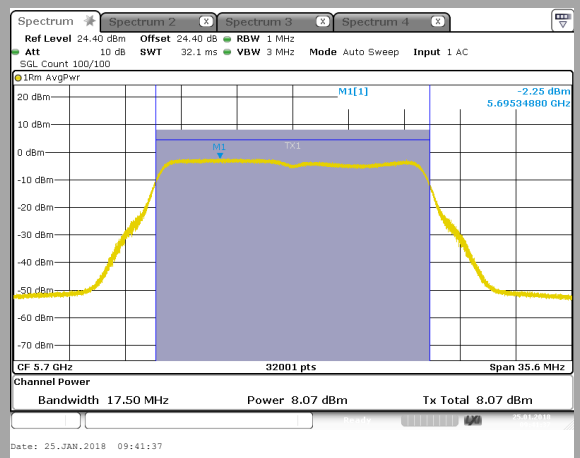
Tx2



Tx3



Tx4





L C I E

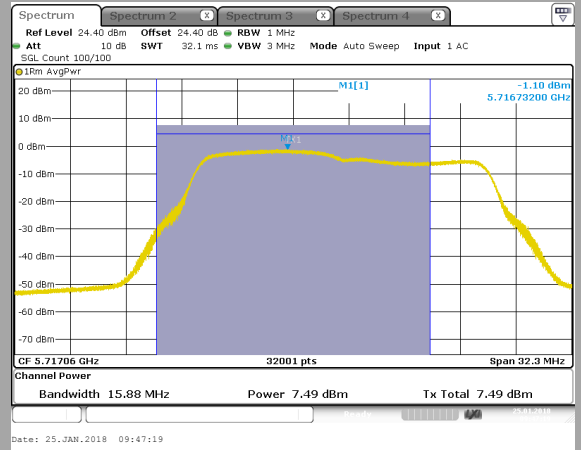
802.11a

C10 Straddle 5470MHz-5725MHz

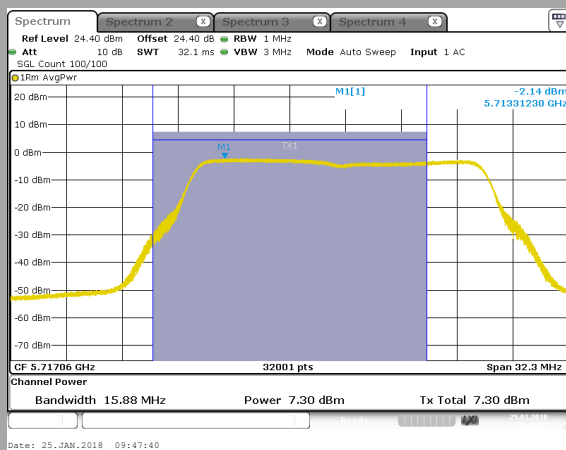
Tx1



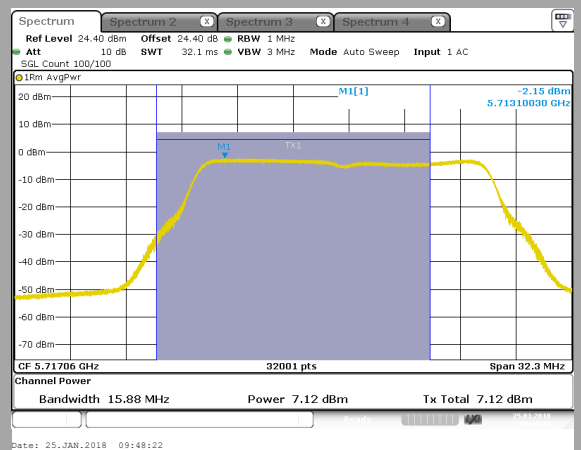
Tx2



Tx3



Tx4



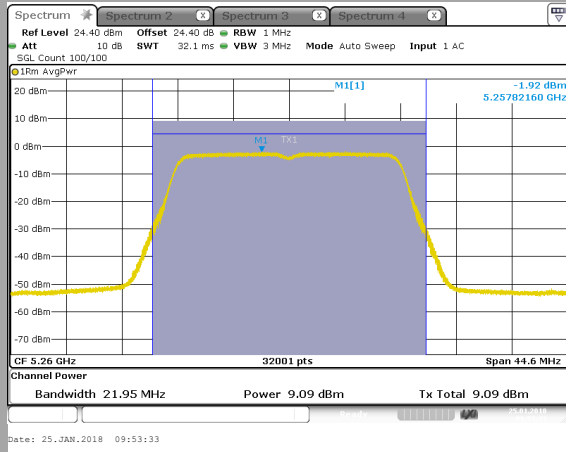


L C I E

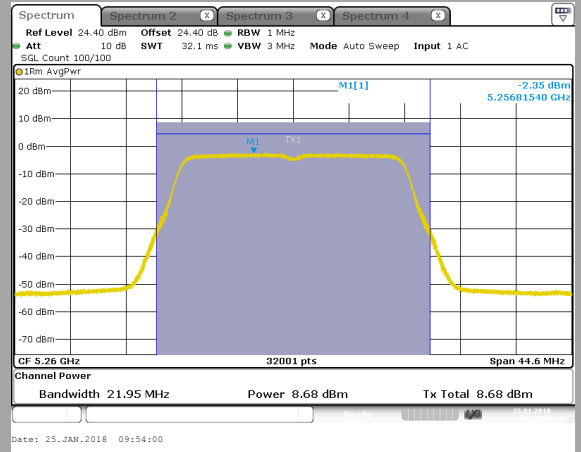
802.11n HT20/ac VHT20

C4

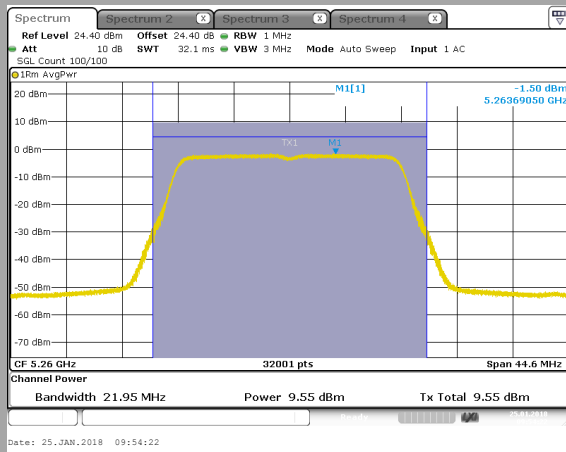
Tx1



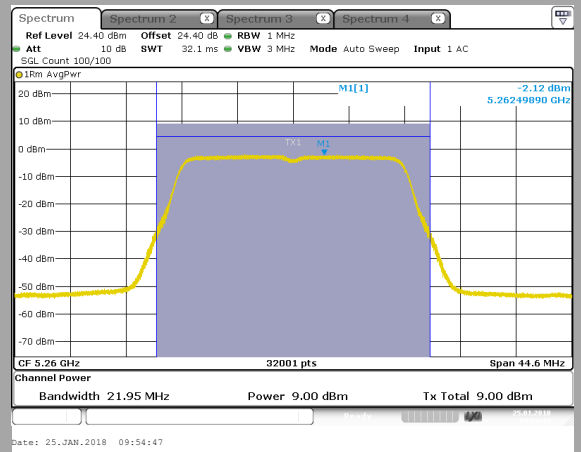
Tx2



Tx3



Tx4



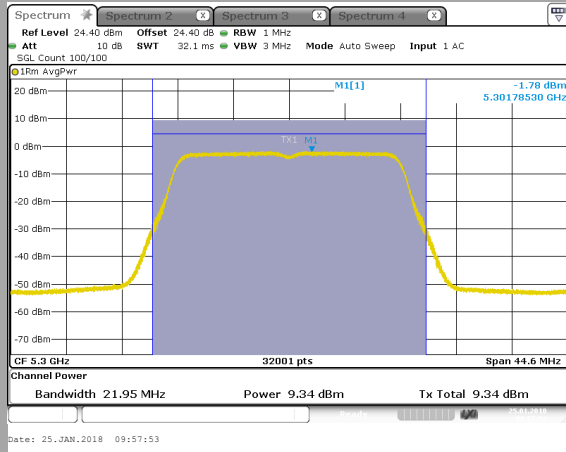


L C I E

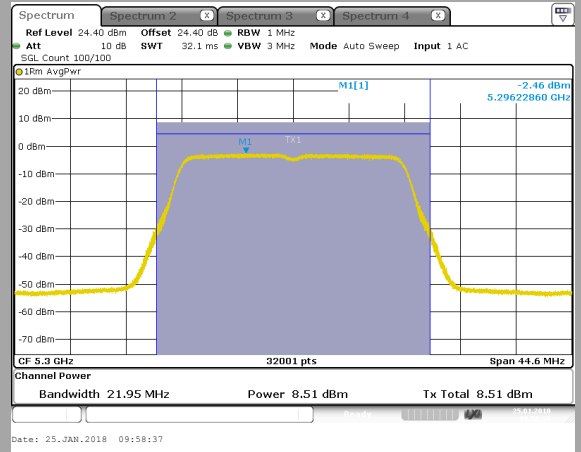
802.11n HT20/ac VHT20

C5

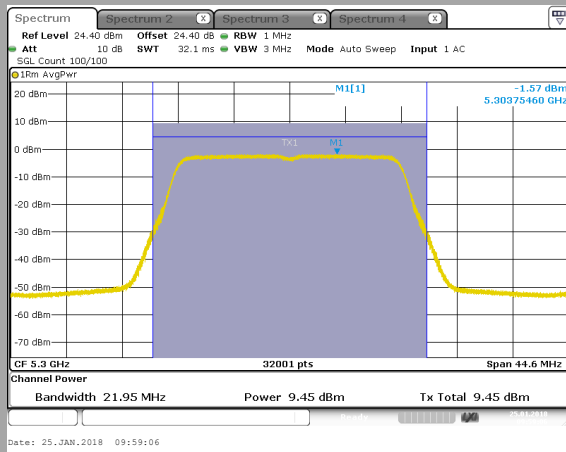
Tx1



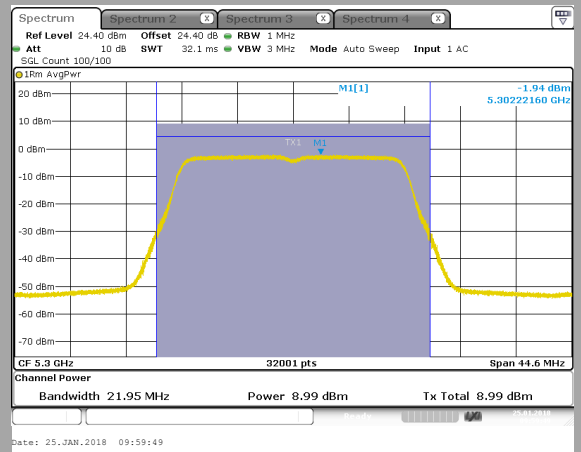
Tx2



Tx3



Tx4



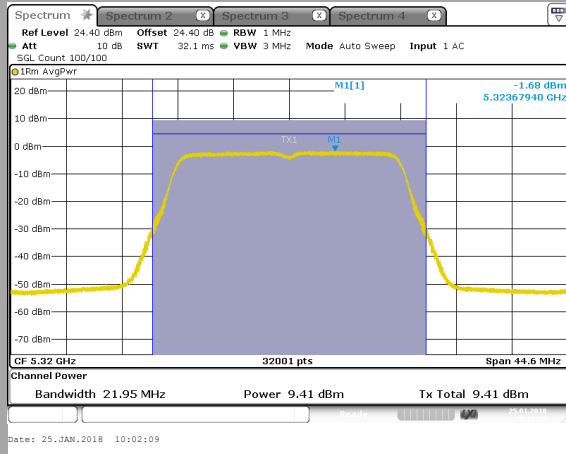


L C I E

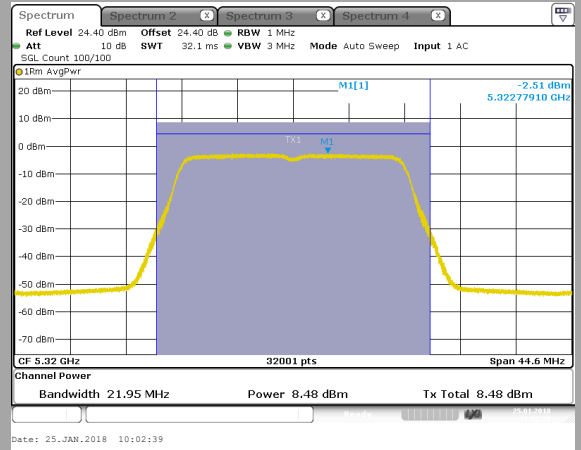
802.11n HT20/ac VHT20

C6

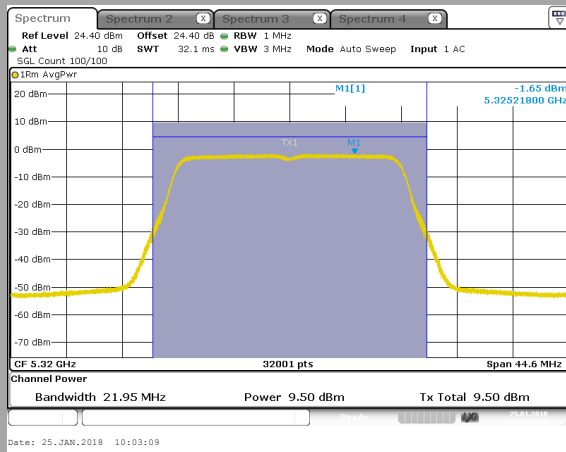
Tx1



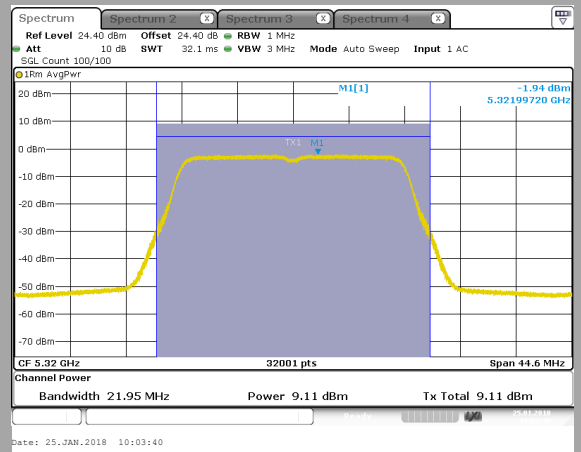
Tx2



Tx3



Tx4



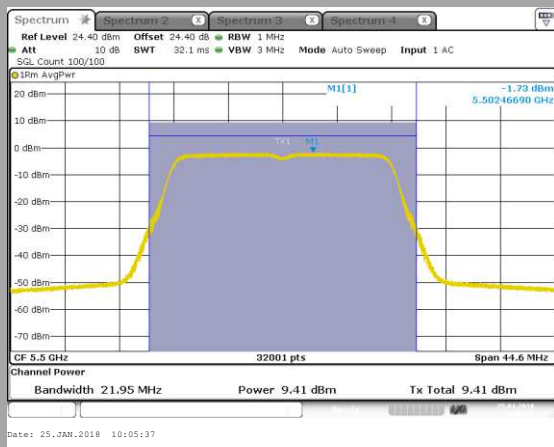


L C I E

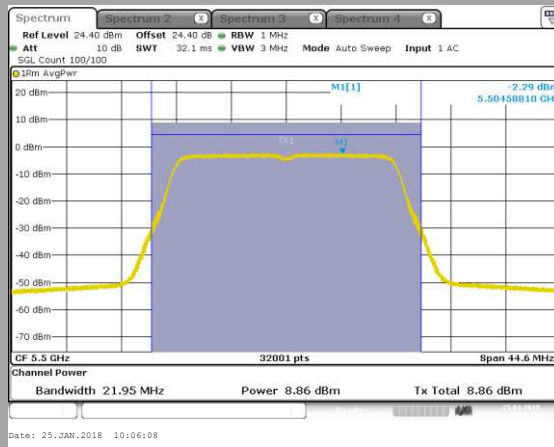
802.11n HT20/ac VHT20

C7

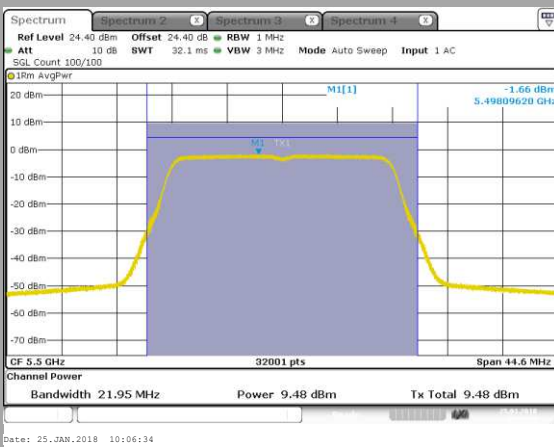
Tx1



Tx2



Tx3



Tx4



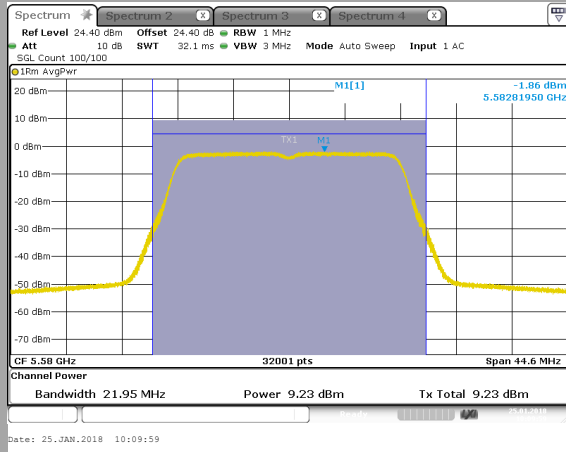


L C I E

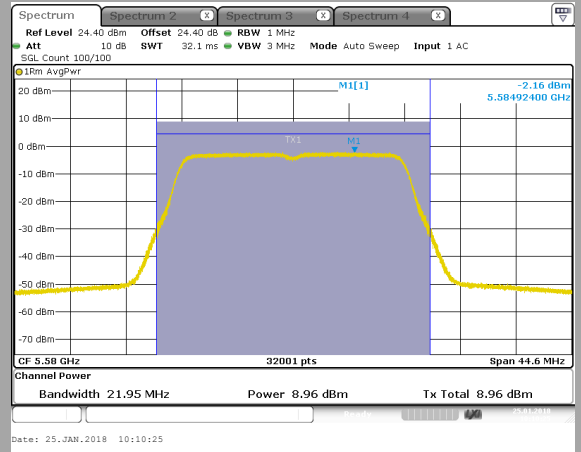
802.11n HT20/ac VHT20

C8

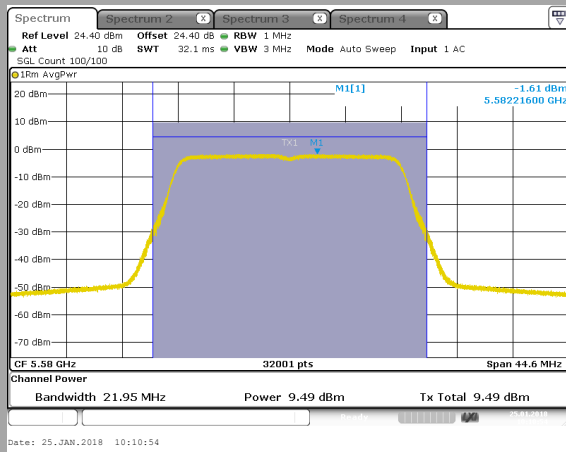
Tx1



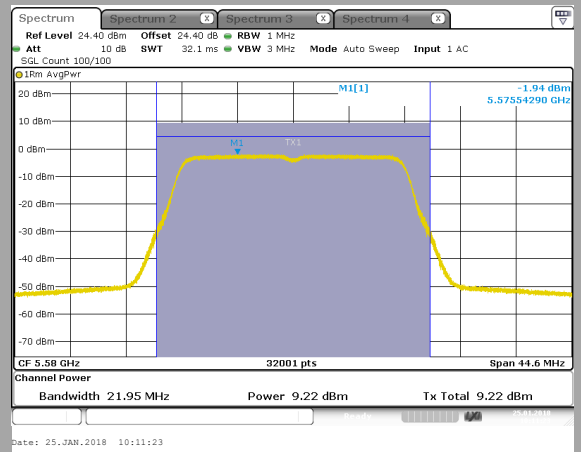
Tx2



Tx3



Tx4



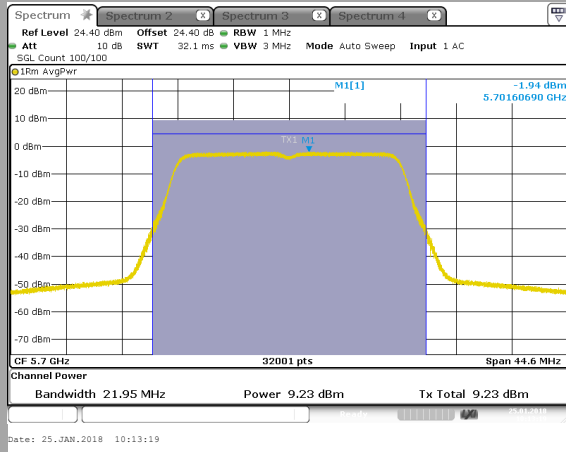


L C I E

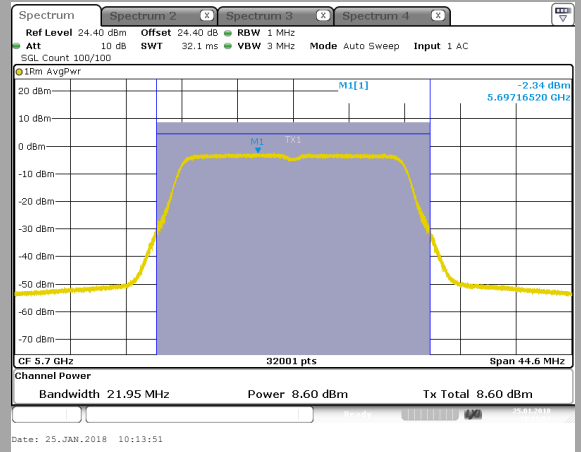
802.11n HT20/ac VHT20

C9

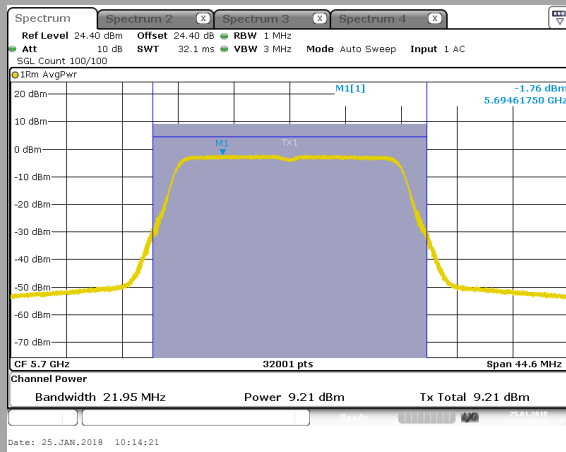
Tx1



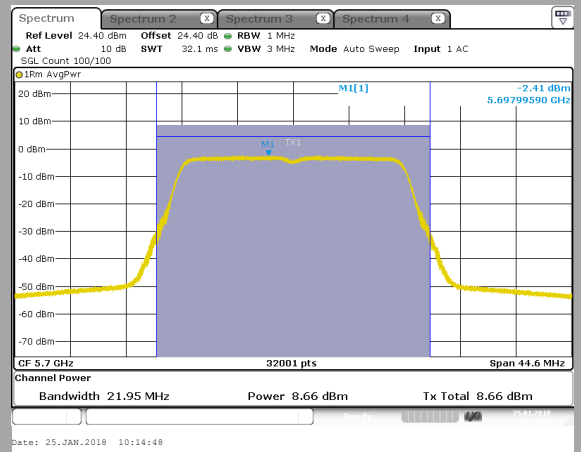
Tx2



Tx3



Tx4

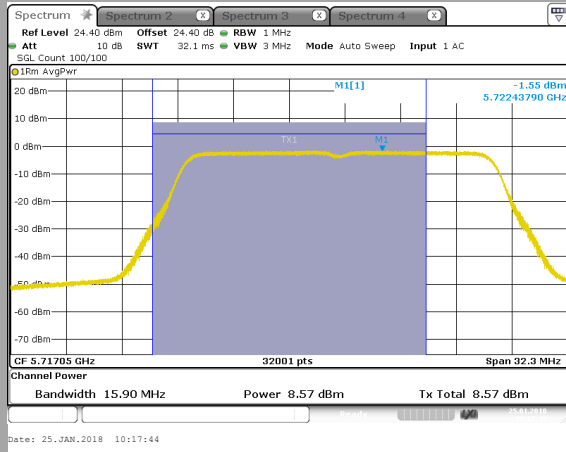




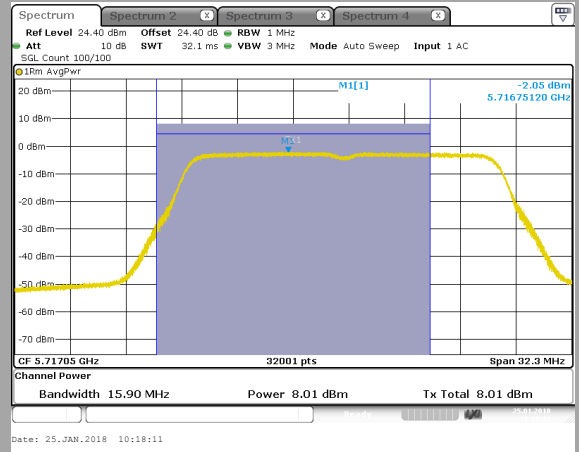
L C I E

802.11n HT20/ac VHT20
C10 Straddle 5470MHz-5725MHz

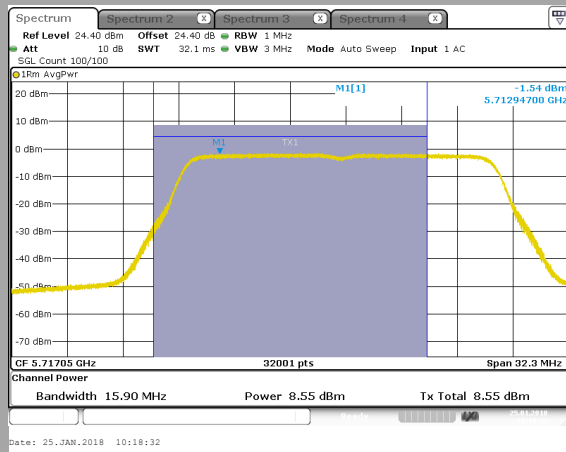
Tx1



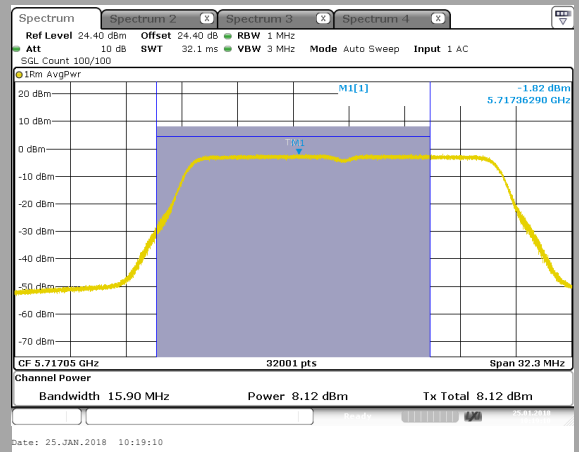
Tx2



Tx3



Tx4



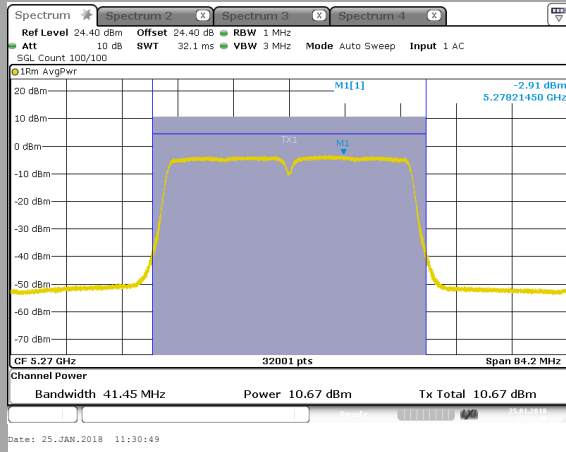


L C I E

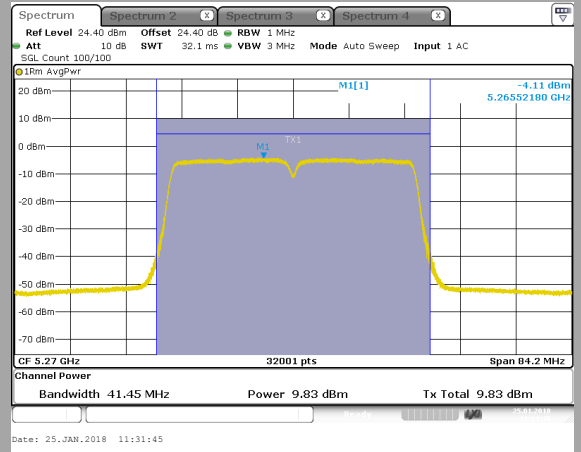
802.11n HT40/ac VHT40

C16

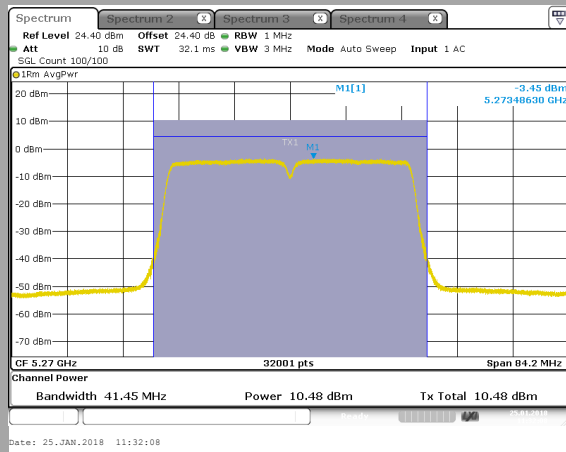
Tx1



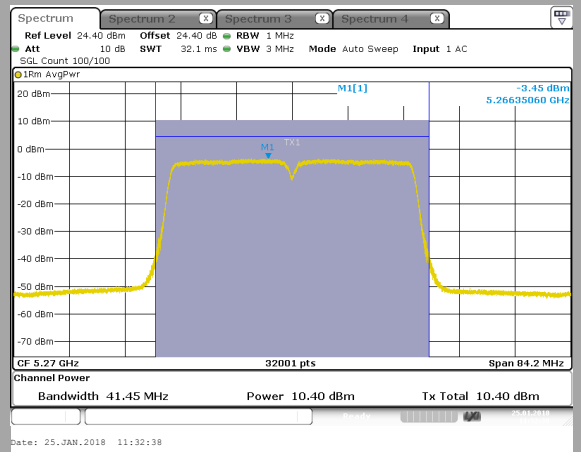
Tx2



Tx3



Tx4



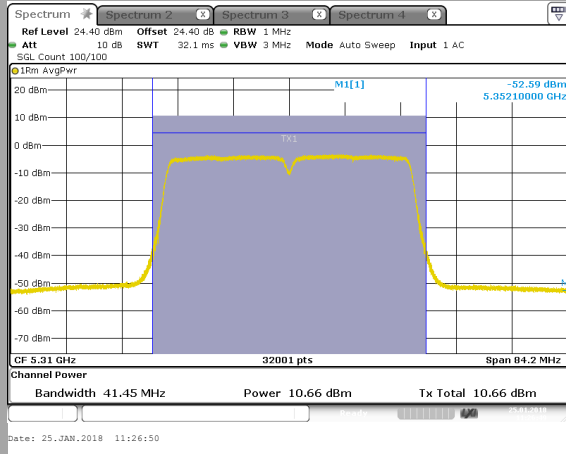


L C I E

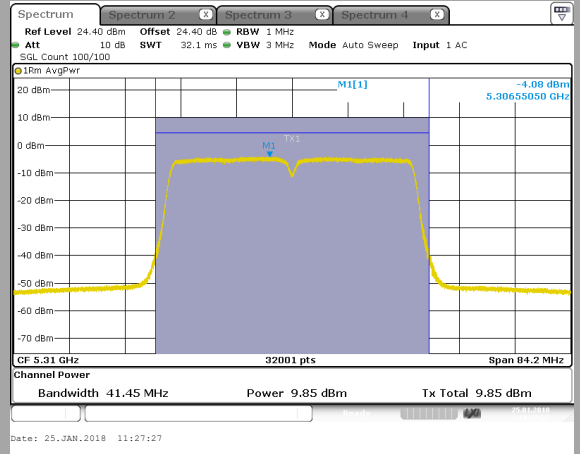
802.11n HT40/ac VHT40

C17

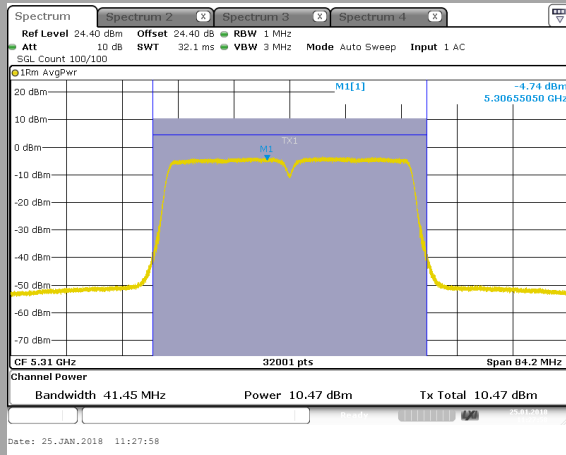
Tx1



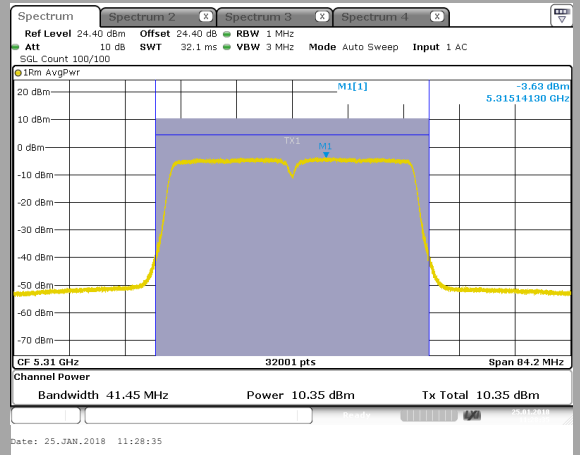
Tx2



Tx3



Tx4



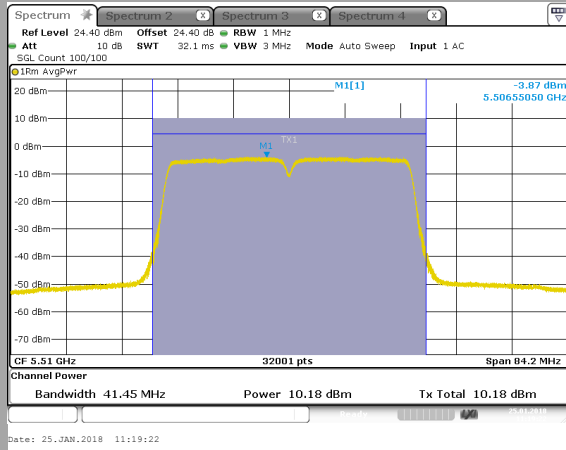


L C I E

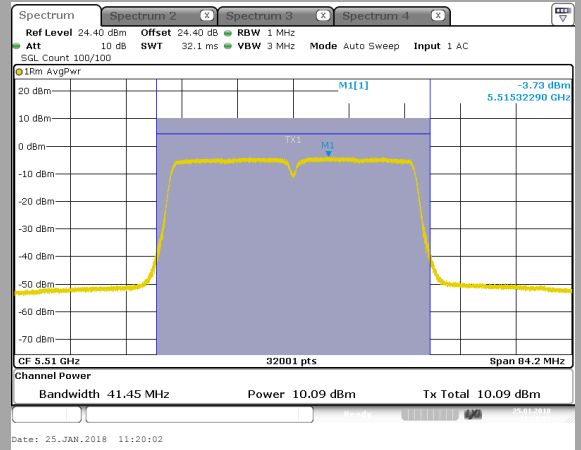
802.11n HT40/ac VHT40

C18

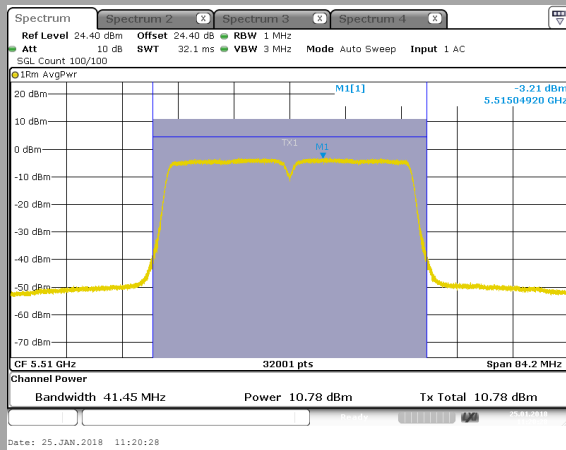
Tx1



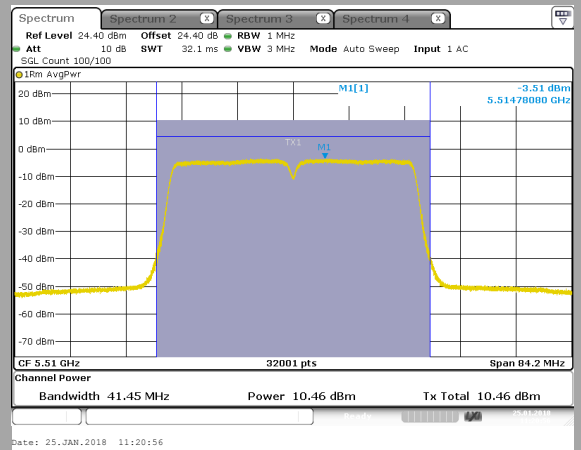
Tx2



Tx3



Tx4



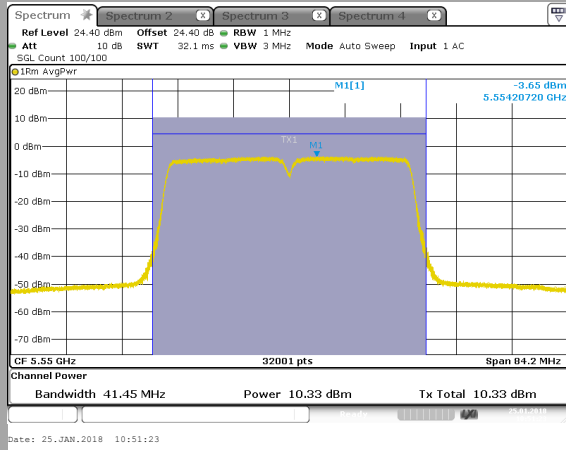


L C I E

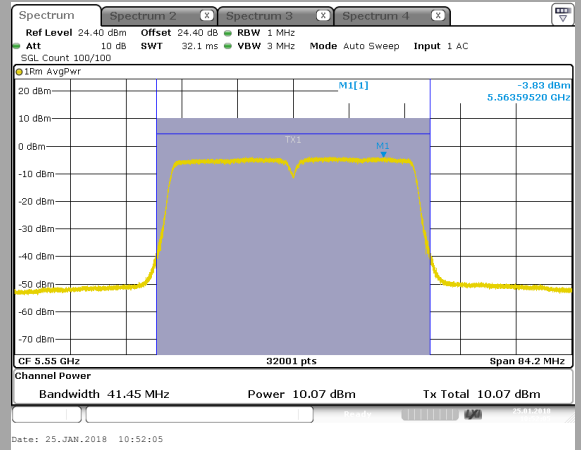
802.11n HT40/ac VHT40

C19

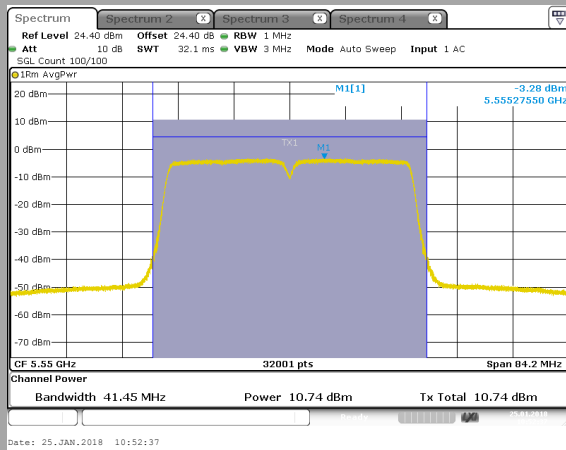
Tx1



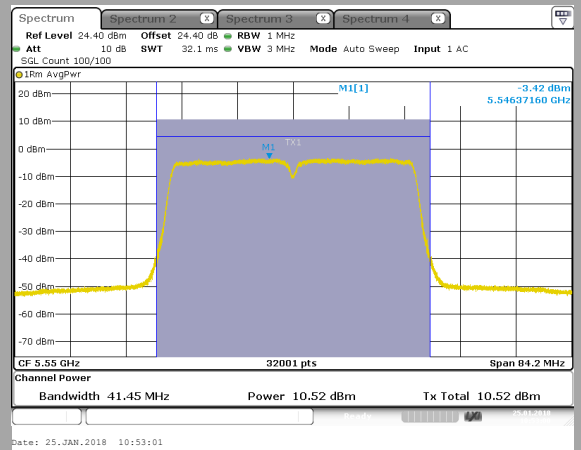
Tx2



Tx3



Tx4



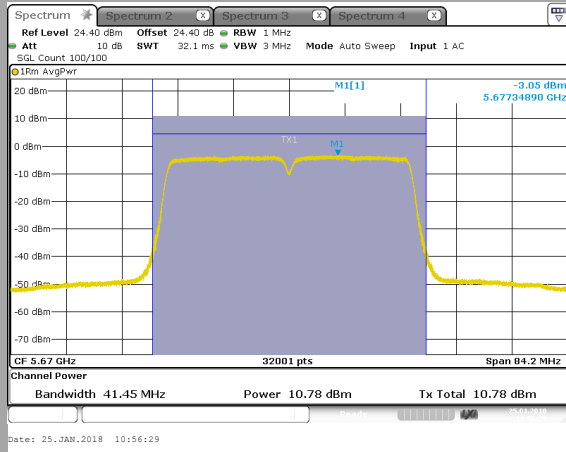


L C I E

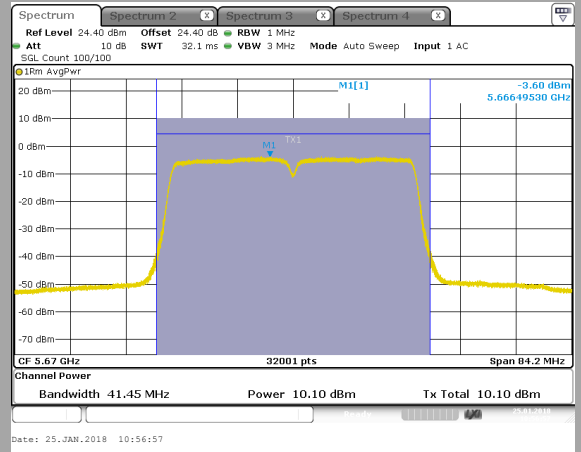
802.11n HT40/ac VHT40

C20

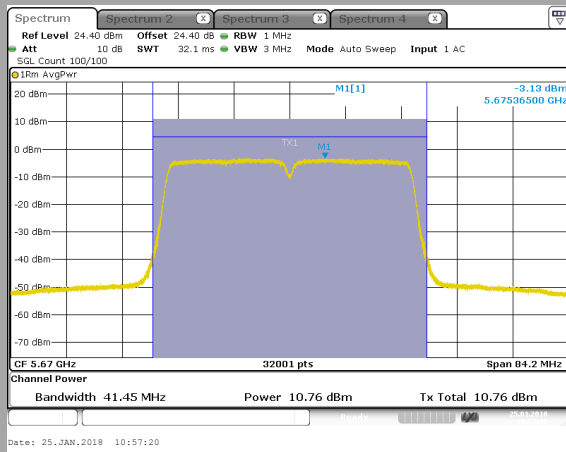
Tx1



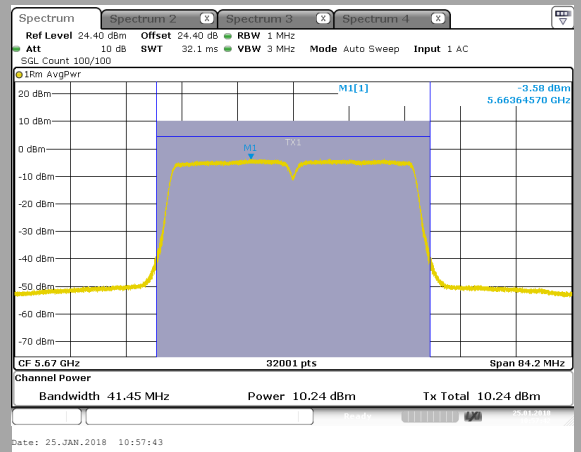
Tx2



Tx3



Tx4

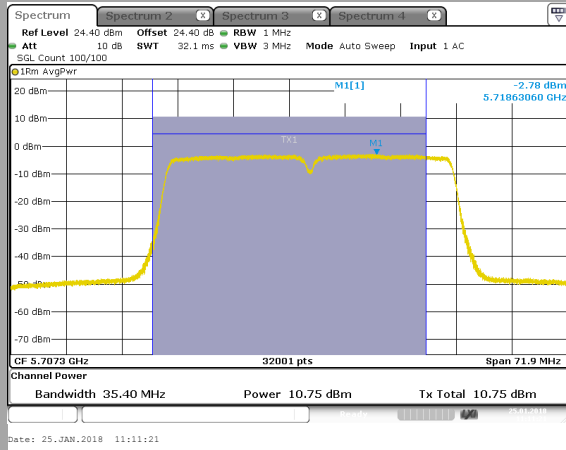




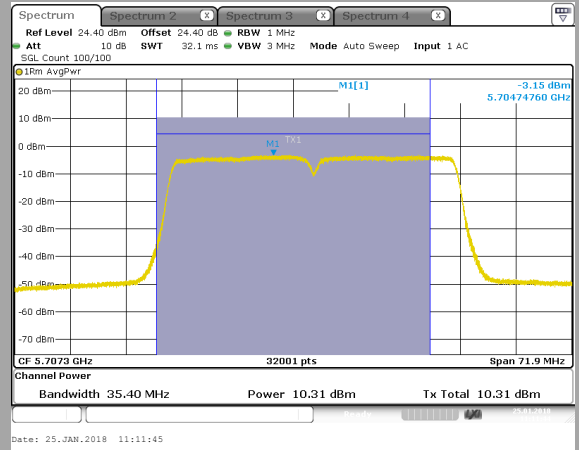
L C I E

802.11n HT40/ac VHT40
C21 Straddle 5470MHz-5725MHz

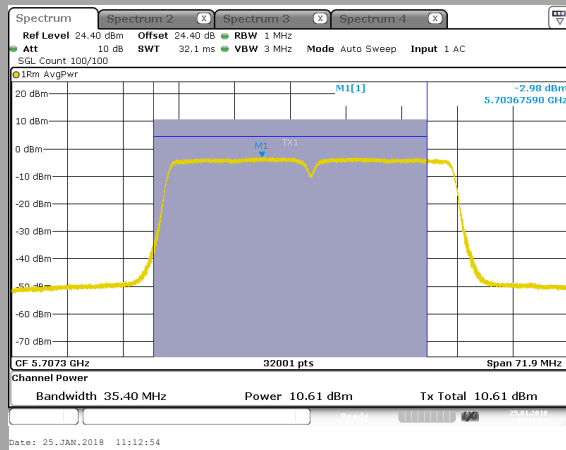
Tx1



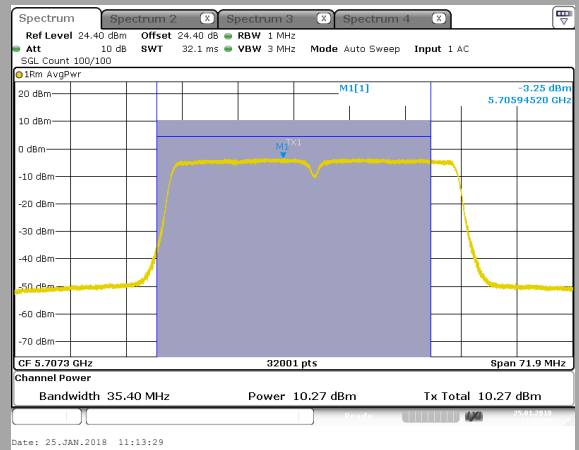
Tx2



Tx3



Tx4





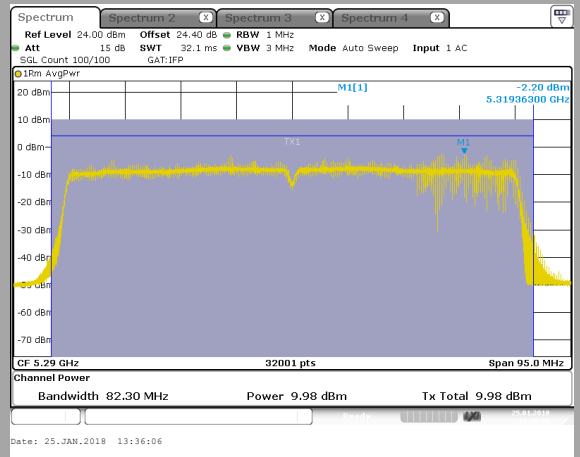
L C I E

802.11ac VHT80 C25

Tx1



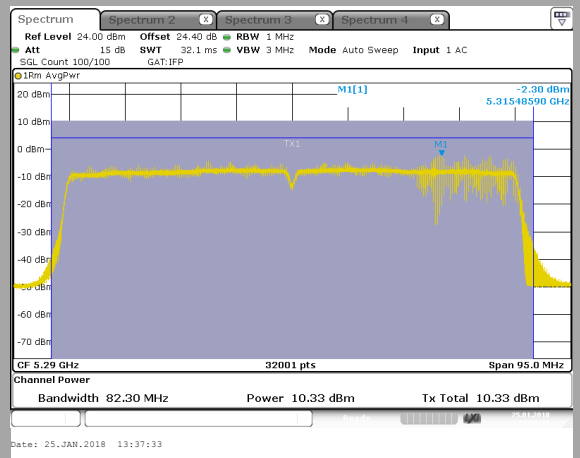
Tx2



Tx3



Tx4



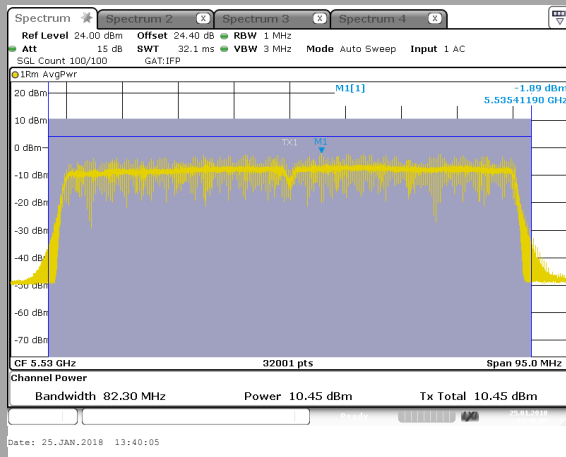


L C I E

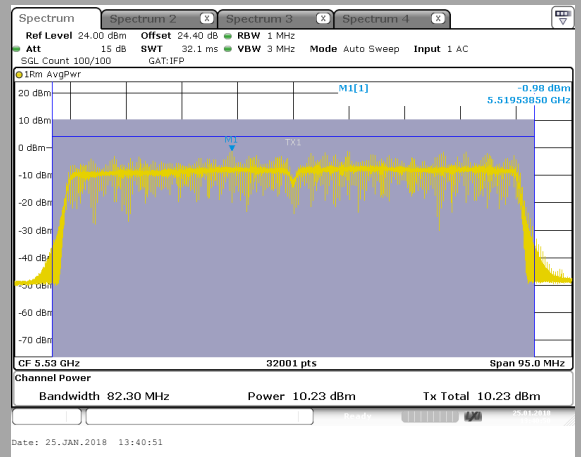
802.11ac VHT80

C26

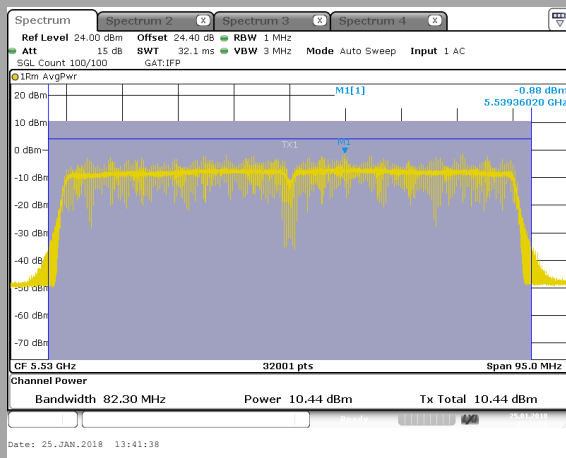
Tx1



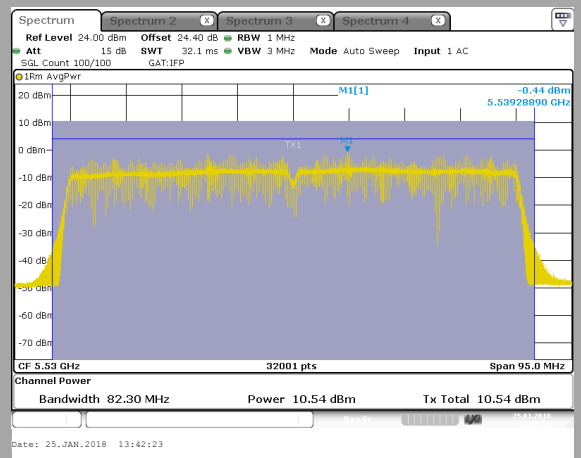
Tx2



Tx3



Tx4



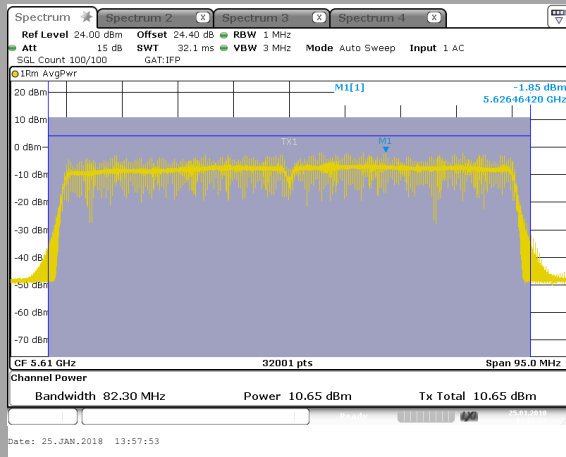


L C I E

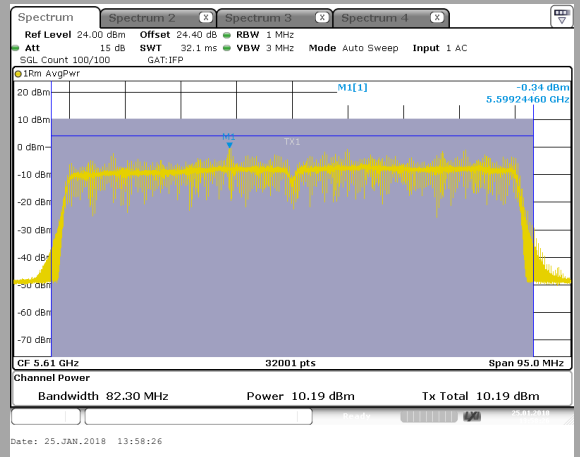
802.11ac VHT80

C27

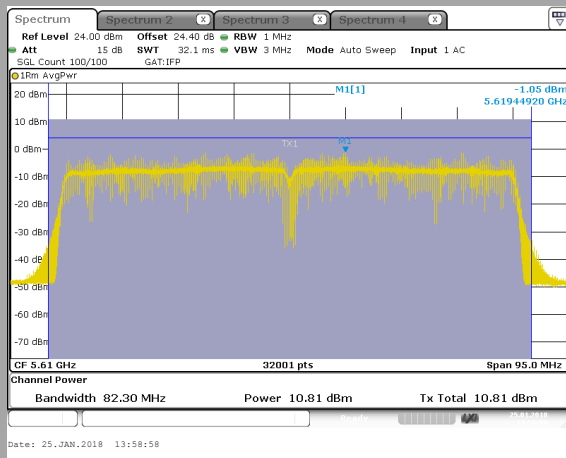
Tx1



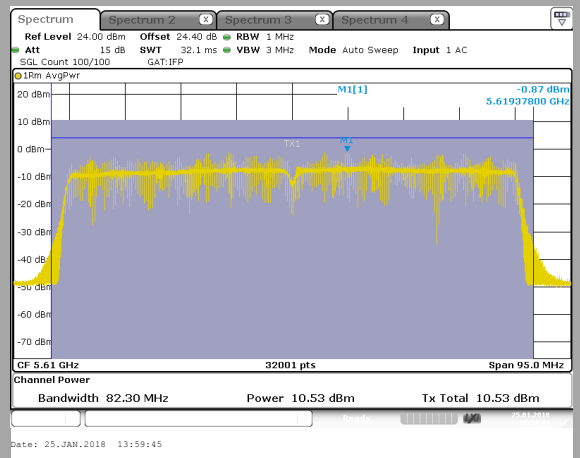
Tx2



Tx3



Tx4



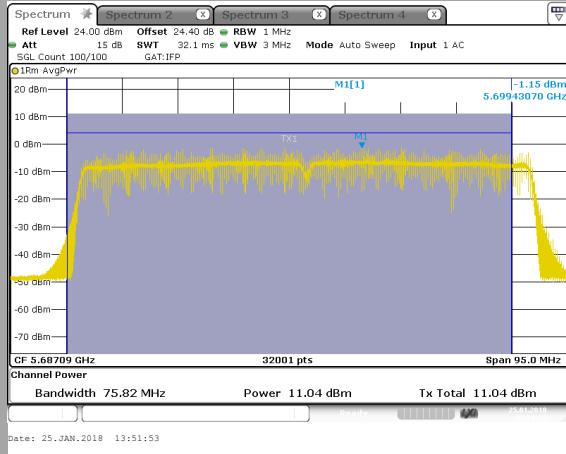


L C I E

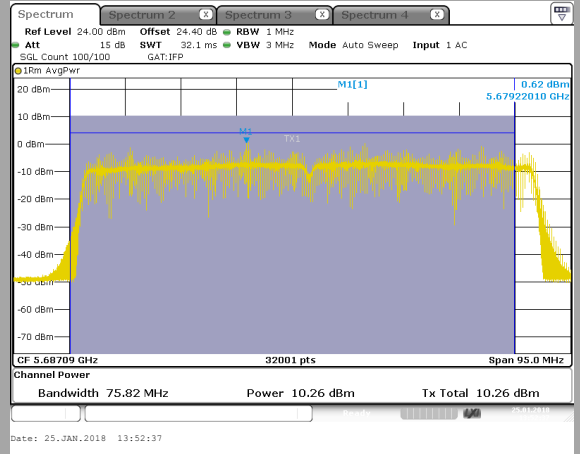
802.11ac VHT80

C28 Straddle 5470MHz-5725MHz

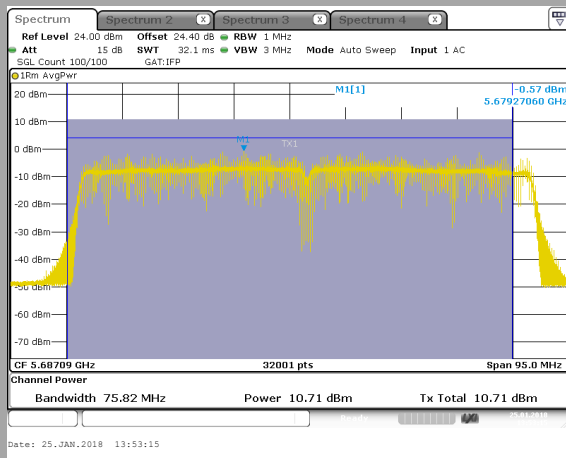
Tx1



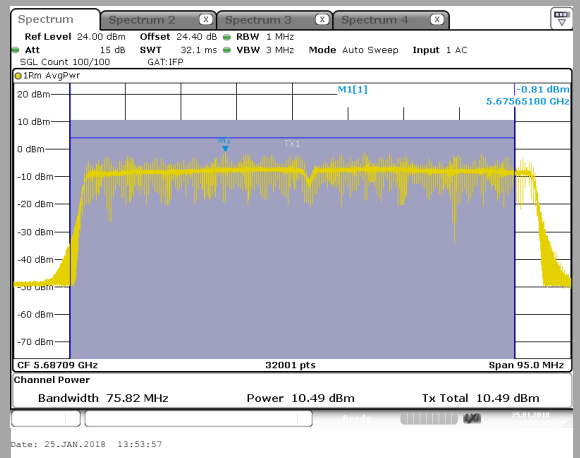
Tx2



Tx3



Tx4





L C I E

802.11a								
Channel	Tx1 (dBm)	Tx2 (dBm)	Tx3 (dBm)	Tx4 (dBm)	TxAI (dBm)	AG (dBi)	TPC Min (dBm)	TPC Min Limit (dBm)
C4	8,92	8,17	9,1	8,63	14,7	7,23	22,0	24
C5	8,9	8,16	9,16	8,52	14,7	7,23	22,0	24
C6	8,89	8,04	9,11	8,6	14,7	7,23	21,9	24
C7	8,89	8,42	9,11	8,87	14,9	7,23	22,1	24
C8	8,55	8,08	8,71	8,41	14,5	7,23	21,7	24
C9	8,19	7,9	8,26	8,07	14,1	7,23	21,4	24
C10 Straddle 5470MHz-5725MHz	7,33	7,49	7,3	7,12	13,3	7,23	20,6	24

802.11n HT20/ac VHT20								
Channel	Tx1 (dBm)	Tx2 (dBm)	Tx3 (dBm)	Tx4 (dBm)	TxAI (dBm)	AG (dBi)	TPC Min (dBm)	TPC Min Limit (dBm)
C4	9,09	8,68	9,55	9	15,1	7,23	22,3	24
C5	9,34	8,51	9,45	8,99	15,1	7,23	22,3	24
C6	9,41	8,48	9,5	9,11	15,2	7,23	22,4	24
C7	9,41	8,86	9,48	9,07	15,2	7,23	22,5	24
C8	9,23	8,96	9,49	9,22	15,2	7,23	22,5	24
C9	9,23	8,6	9,21	8,66	15,0	7,23	22,2	24
C10 Straddle 5470MHz-5725MHz	8,57	8,01	8,55	8,12	14,3	7,23	21,6	24

802.11n HT40/ac VHT40								
Channel	Tx1 (dBm)	Tx2 (dBm)	Tx3 (dBm)	Tx4 (dBm)	TxAI (dBm)	AG (dBi)	TPC Min (dBm)	TPC Min Limit (dBm)
C16	10,67	9,83	10,48	10,4	16,4	7,23	23,6	24
C17	10,66	9,85	10,47	10,35	16,4	7,23	23,6	24
C18	10,18	10,09	10,78	10,46	16,4	7,23	23,6	24
C19	10,33	10,07	10,74	10,52	16,4	7,23	23,7	24
C20	10,78	10,1	10,76	10,24	16,5	7,23	23,7	24
C21 Straddle 5470MHz-5725MHz	10,75	10,31	10,61	10,27	16,5	7,23	23,7	24

802.11ac VHT80								
Channel	Tx1 (dBm)	Tx2 (dBm)	Tx3 (dBm)	Tx4 (dBm)	TxAI (dBm)	AG (dBi)	TPC Min (dBm)	TPC Min Limit (dBm)
C25	10,78	9,98	10,74	10,33	16,5	7,23	23,7	24
C26	10,45	10,23	10,44	10,54	16,4	7,23	23,7	24
C27	10,65	10,19	10,81	10,53	16,6	7,23	23,8	24
C28 Straddle 5470MHz-5725MHz	11,04	10,26	10,71	10,49	16,7	7,23	23,9	24

9.5. CONCLUSION

Transmit Power Control measurement performed on the sample of the product **SAGEMCOM DCIW387 ATN**, SN: **617510000063**, in configuration and description presented in this test report, show levels **compliant** to the **47 CFR PART 15.407** limits.

10. AC POWER LINE CONDUCTED EMISSIONS

10.1. TEST CONDITIONS

Test performed by : Laurent DENEUX
Date of test : February 1, 2018
Ambient temperature : 21 °C
Relative humidity : 50 %

10.2. TEST SETUP

The product has been tested according to ANSI C63.10 (2013) method. The EUT is placed on the ground reference plane, at 80cm from the LISN. The distance between the EUT and the vertical ground plane is 40cm. Auxiliaries are powered by another LISN. The cable has been shorted to 1meter length. The EUT is powered through the LISN. Measurement is made with a receiver in peak mode. This was followed by a Quasi-Peak, i.e. CISPR measurement for any strong signal. If the average limit is met when using a Quasi-Peak detector, the EUT shall be deemed to meet both limits and measurement with the average detector is unnecessary. The LISN (measure) is $50\Omega / 50\mu\text{H}$. Interconnecting cables and equipment's were moved to position that maximized emission.



Photograph for AC Power Line Conducted Emissions (Front view)



L C I E



Photograph for AC Power Line Conducted Emissions (Rear view)



10.3. LIMIT

Quasi-Peak

0,15kHz to 0,5MHz: 66dB μ V to 56dB μ V*

0,5MHz to 5MHz: 56dB μ V

5MHz to 30MHz: 60dB μ V

Average

0,15kHz to 0,5MHz: 56dB μ V to 46dB μ V*

0,5MHz to 5MHz: 46dB μ V

5MHz to 30MHz: 50dB μ V

*Decreases with the logarithm of the frequency

10.4. TEST EQUIPMENT LIST

Test Equipment Used					
Description	Manufacturer	Model	Identifier	Cal. Date	Cal. Due
Receiver	RHODE & SCHWARZ	ESIB26	A2642021	2015/12	2017/12
V ISLN	ROHDE & SCHWARZ	ESH2-Z5	C2322001	2017/08	2018/08
Pulse limiter	ROHDE & SCHWARZ	ESH3-Z2	A2649008	2017/09	2018/09
Cable	-	-	A5329417	2017/10	2018/10
Cable	-	-	A5329589	2017/08	2018/08
Reference ground plan 2 x 3m	L.C.I.E.	-	-	-	-
Supplementary information:					

10.5. DIVERGENCE, ADDITION OR SUPPRESSION ON THE TEST SPECIFICATION

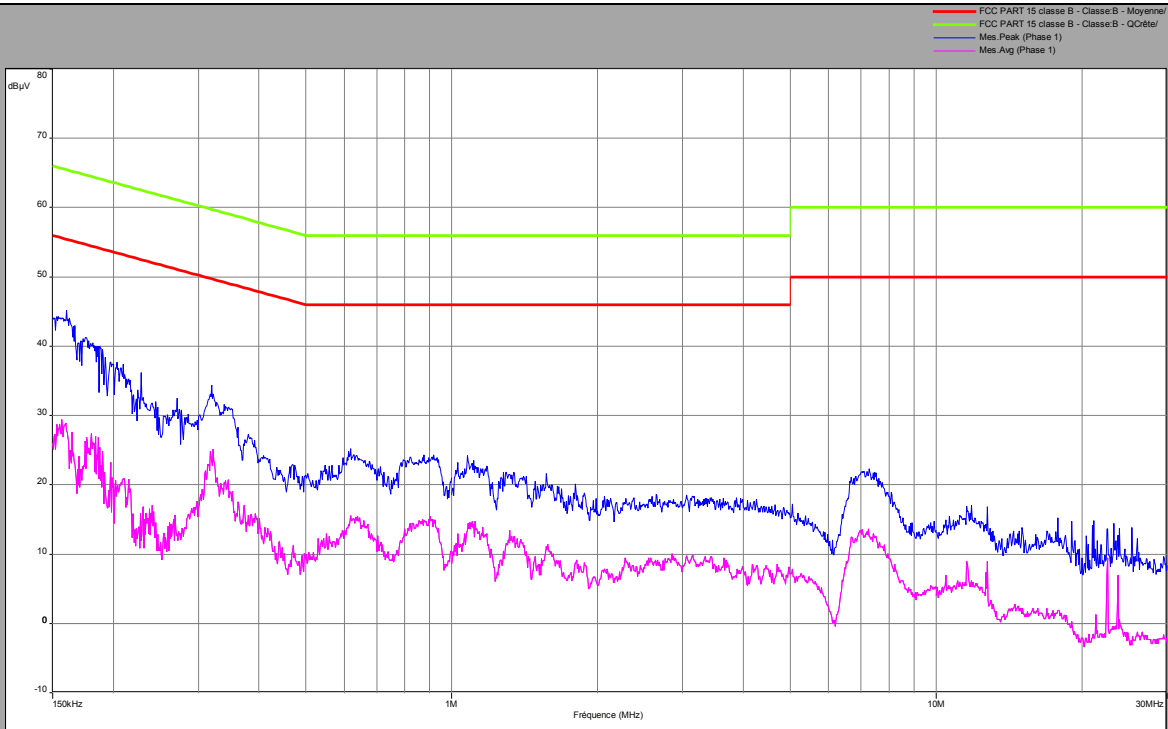
None Divergence:

10.6. RESULTS

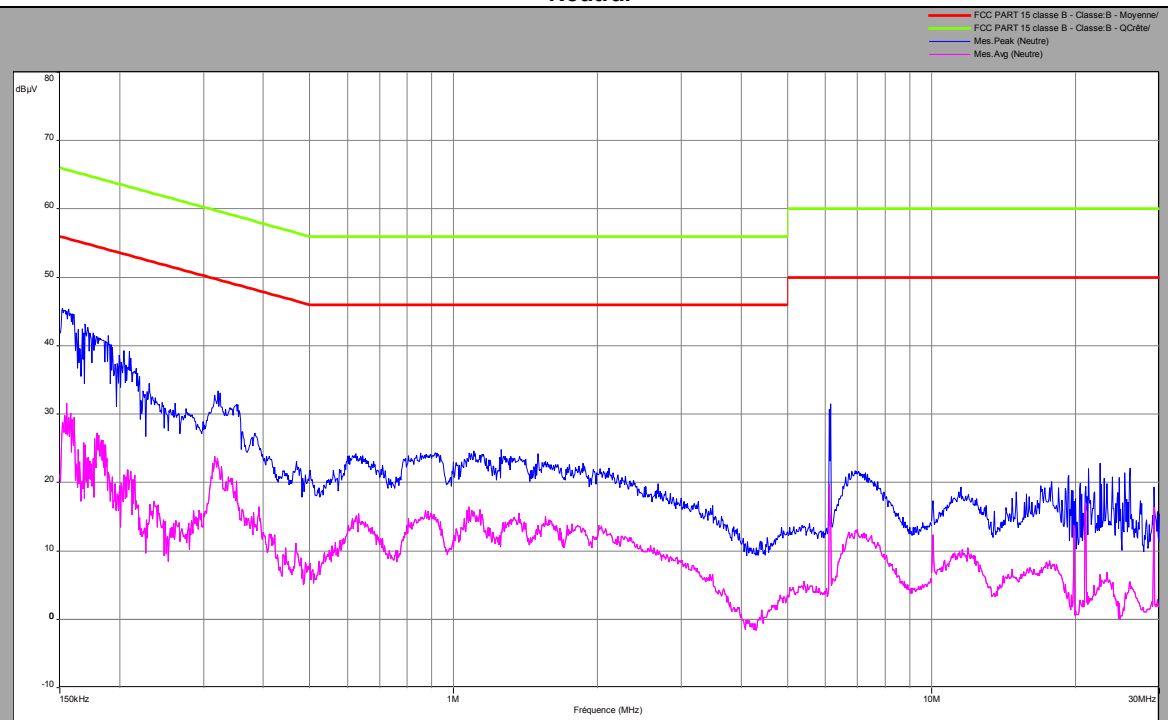
802.11a

C1

Phase



Neutral





Phase

Frequency (MHz)	Peak Level (dB μ V)	Quasi-Peak Limit (dB μ V)	Margin peak (dB μ V)	Average Level (dB μ V)	Average Limit (dB μ V)	Margin average (dB μ V)
0.156	45.2	65.6	20.4	29	55.6	26.6
0.324	34.4	59.5	25.1	24.8	49.5	24.7
1.078	24	56	32.0	14.7	46	31.3
7.41	21.6	60	38.4	13	50	37
22.58	13.5	60	46.5	9.3	50	40.7

Neutral

Frequency (MHz)	Peak Level (dB μ V)	Quasi-Peak Limit (dB μ V)	Margin peak (dB μ V)	Average Level (dB μ V)	Average Limit (dB μ V)	Margin average (dB μ V)
0.156	45.3	65.6	20.3	31.6	55.6	24.0
0.324	33	59.5	26.5	24	49.5	25.5
1.104	24.6	56	31.4	16	46	30.0
6.968	21.5	60	38.5	12	50	38.0
21	19.5	60	40.5	17	50	33.0

10.7. CONCLUSION

Ac Power Line Conducted Emission measurement performed on the sample of the product **SAGEMCOM DCIW387 ATN**, SN: **617510000063**, in configuration and description presented in this test report, show levels **compliant** to the 47 CFR PART 15.407 limits.