

Annex A: Photographs of the test set-up

Photo 1: setup of radiated emission



Photo 2: setup of radiated emission




Photo 3: setup of radiated emission < 1GHz




Photo 4: setup of radiated emission > 1 GHz



Photo 5: setup of conducted emission




Photo 6: s setup of conducted emission

