

Test Laboratory: UL CCS

GPRS 1900_Bottom Face

DUT: Panasonic; Type: N/A; Serial: N/A

Communication System: GSM 1900; Frequency: 1880 MHz; Duty Cycle: 1:4
 Medium parameters used: $f = 1880$ MHz; $\sigma = 1.54$ mho/m; $\epsilon_r = 53.8$; $\rho = 1000$ kg/m³
 Phantom section: Flat Section

Room Ambient Temperature: 24.0 deg. C; Liquid Temperature: 23.0 deg. C

DASY4 Configuration:

- Area Scan setting - Find Secondary Maximum Within: 2.0 dB and with a peak SAR value greater than 0.0012W/kg
- Probe: EX3DV4 - SN3749; ConvF(7.33, 7.33, 7.33); Calibrated: 12/13/2010
- Sensor-Surface: 3mm (Mechanical Surface Detection)
- Electronics: DAE3 Sn427; Calibrated: 7/21/2010
- Phantom: Flat Phantom ELI4.0; Type: QDOVA001BA; Serial: SN:1003
- Measurement SW: DASY4, V4.7 Build 80; Post processing SW: SEMCAD, V1.8 Build 186

Mode 2_M-Ch/Area Scan (11x15x1): Measurement grid: dx=15mm, dy=15mm

Maximum value of SAR (measured) = 0.052 mW/g


Mode 2_M-Ch/Zoom Scan (7x7x9)/Cube 0: Measurement grid: dx=5mm, dy=5mm, dz=3mm

Reference Value = 5.84 V/m; Power Drift = 0.011 dB

Peak SAR (extrapolated) = 0.238 W/kg

SAR(1 g) = 0.057 mW/g; SAR(10 g) = 0.025 mW/g

Maximum value of SAR (measured) = 0.053 mW/g



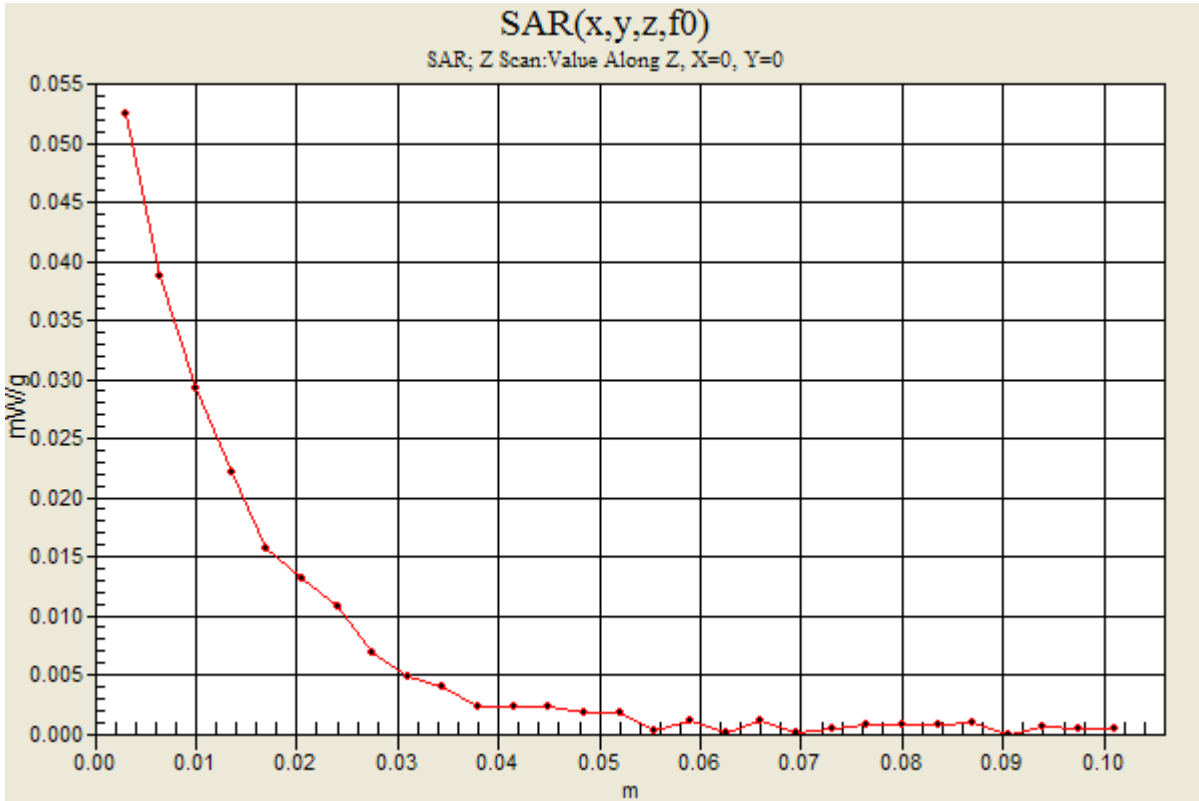
Test Laboratory: UL CCS

GPRS 1900_Bottom Face

DUT: Panasonic; Type: N/A; Serial: N/A

Communication System: GSM 1900; Frequency: 1880 MHz; Duty Cycle: 1:4

Mode 2_M-Ch/Z Scan (1x1x29): Measurement grid: dx=20mm, dy=20mm, dz=3.5mm
Maximum value of SAR (measured) = 0.052 mW/g



Test Laboratory: UL CCS

GPRS 1900_Secondary Portrait

DUT: Panasonic; Type: N/A; Serial: N/A

Communication System: GSM 1900; Frequency: 1880 MHz; Duty Cycle: 1:4
Medium parameters used: $f = 1880$ MHz; $\sigma = 1.54$ mho/m; $\epsilon_r = 53.8$; $\rho = 1000$ kg/m³
Phantom section: Flat Section

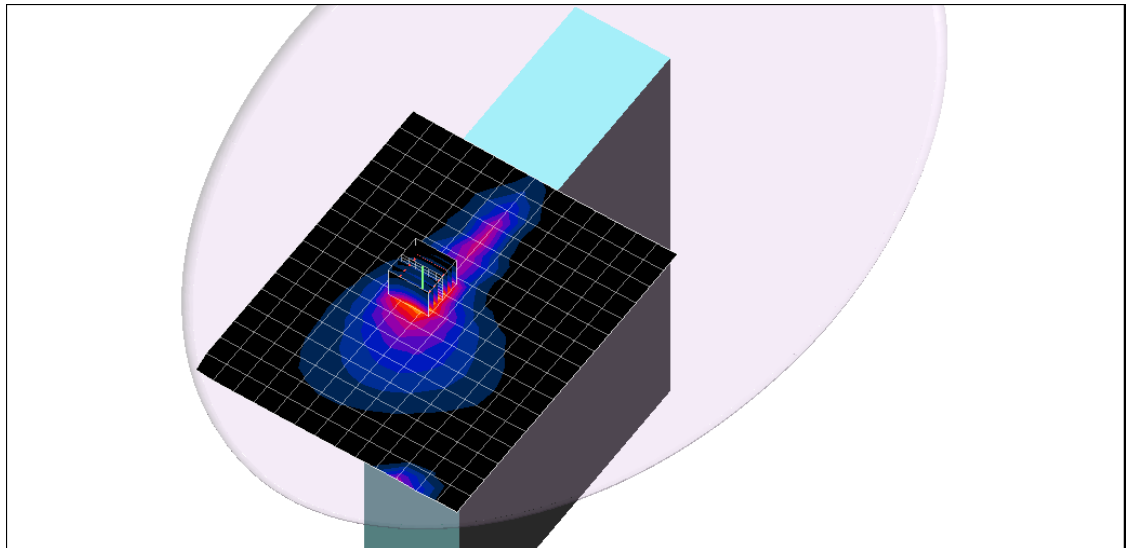
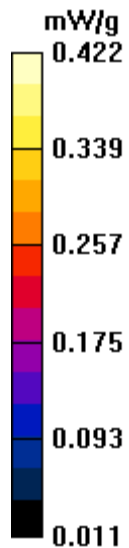
Room Ambient Temperature: 24.0 deg. C; Liquid Temperature: 23.0 deg. C

DASY4 Configuration:

- Area Scan setting - Find Secondary Maximum Within: 2.0 dB and with a peak SAR value greater than 0.0012W/kg
- Probe: EX3DV4 - SN3749; ConvF(7.33, 7.33, 7.33); Calibrated: 12/13/2010
- Sensor-Surface: 3mm (Mechanical Surface Detection)
- Electronics: DAE3 Sn427; Calibrated: 7/21/2010
- Phantom: Flat Phantom ELI4.0; Type: QDOVA001BA; Serial: SN:1003
- Measurement SW: DASY4, V4.7 Build 80; Post processing SW: SEMCAD, V1.8 Build 186

Mode 2_M-Ch/Area Scan (14x17x1): Measurement grid: dx=15mm, dy=15mm
Maximum value of SAR (measured) = 0.322 mW/g

Mode 2_M-Ch/Zoom Scan (7x7x9)/Cube 0: Measurement grid: dx=5mm, dy=5mm, dz=3mm
Reference Value = 14.6 V/m; Power Drift = 0.089 dB
Peak SAR (extrapolated) = 0.585 W/kg
SAR(1 g) = 0.344 mW/g; SAR(10 g) = 0.194 mW/g
Maximum value of SAR (measured) = 0.422 mW/g



Test Laboratory: UL CCS

GPRS 1900_Secondary Portrait

DUT: Panasonic; Type: N/A; Serial: N/A

Communication System: GSM 1900; Frequency: 1880 MHz; Duty Cycle: 1:4

Mode 2_M-Ch/Z Scan (1x1x29): Measurement grid: dx=20mm, dy=20mm, dz=3.5mm
Maximum value of SAR (measured) = 0.423 mW/g

