

Test Laboratory: UL CCS

## System Performance Check - D835V2

DUT: D835V2; Type: D835V2; Serial: 4d002

Communication System: System Check Signal - CW; Frequency: 835 MHz; Duty Cycle: 1:1  
 Medium parameters used:  $f = 835$  MHz;  $\sigma = 0.986$  mho/m;  $\epsilon_r = 54.6$ ;  $\rho = 1000$  kg/m<sup>3</sup>  
 Phantom section: Flat Section

Room Ambient Temperature: 24.0 deg. C; Liquid Temperature: 23.0 deg. C

DASY4 Configuration:

- Area Scan setting - Find Secondary Maximum Within: 2.0 dB and with a peak SAR value greater than 0.0012W/kg
- Probe: EX3DV4 - SN3749; ConvF(8.79, 8.79, 8.79); Calibrated: 12/13/2010
- Sensor-Surface: 3mm (Mechanical Surface Detection)
- Electronics: DAE3 Sn427; Calibrated: 7/21/2010
- Phantom: Flat Phantom ELI4.0; Type: QDOVA001BB; Serial: SN:1017
- Measurement SW: DASY4, V4.7 Build 80; Postprocessing SW: SEMCAD, V1.8 Build 186

**d=10mm, Pin=100mW/Area Scan (7x7x1):** Measurement grid: dx=15mm, dy=15mm

Maximum value of SAR (measured) = 0.996 mW/g

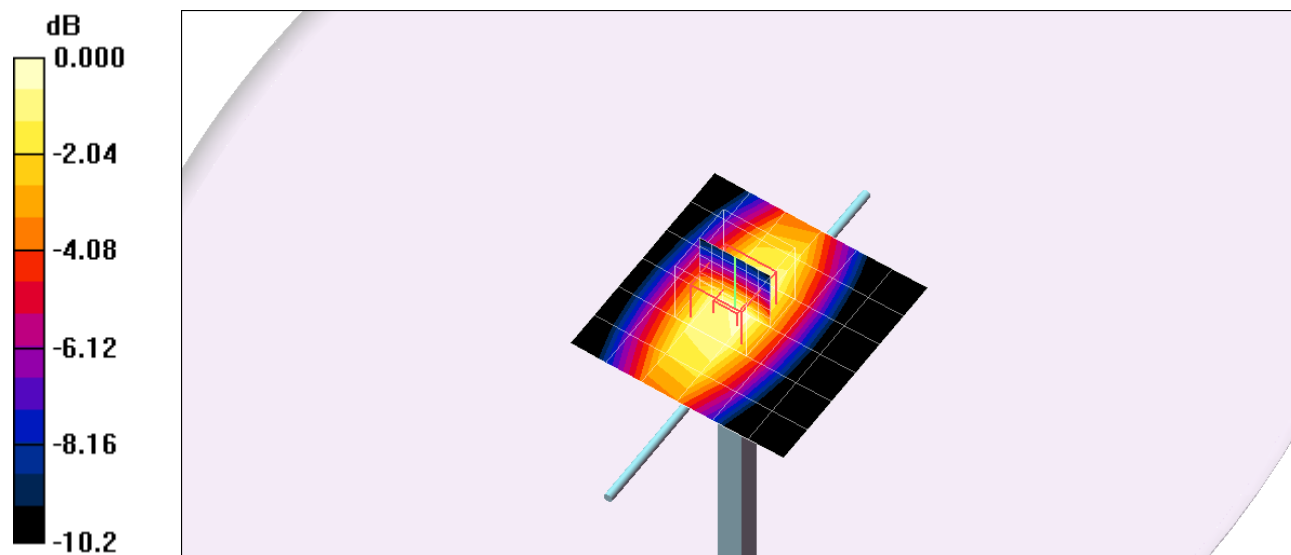
**d=10mm, Pin=100mW/Zoom Scan (7x7x7)/Cube 0:** Measurement grid: dx=5mm, dy=5mm, dz=5mm

Reference Value = 33.8 V/m; Power Drift = -0.095 dB

Peak SAR (extrapolated) = 1.41 W/kg

**SAR(1 g) = 0.944 mW/g; SAR(10 g) = 0.621 mW/g**

Maximum value of SAR (measured) = 1.10 mW/g



0 dB = 1.10mW/g

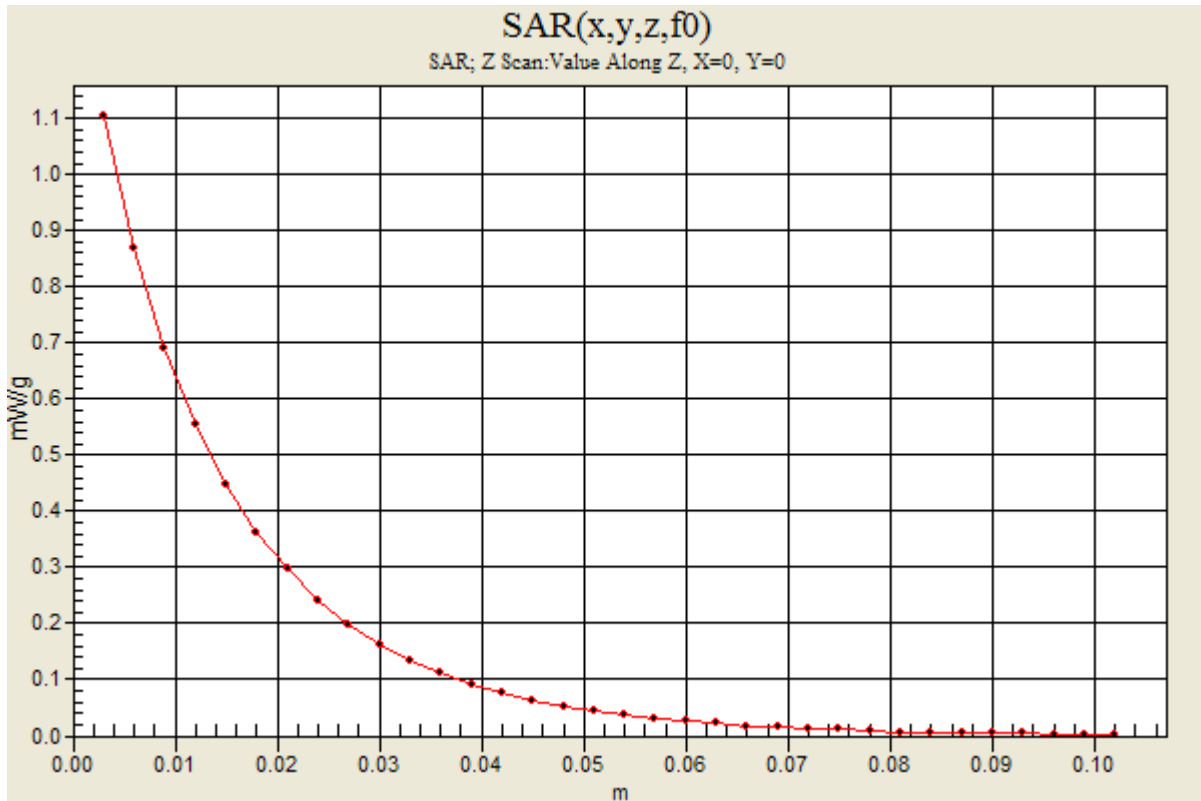
Test Laboratory: UL CCS

## System Performance Check - D835V2

DUT: D835V2; Type: D835V2; Serial: 4d002

Communication System: System Check Signal - CW; Frequency: 835 MHz; Duty Cycle: 1:1

**d=10mm, Pin=100mW/Z Scan (1x1x34):** Measurement grid: dx=20mm, dy=20mm, dz=3mm  
Maximum value of SAR (measured) = 1.10 mW/g



Test Laboratory: UL CCS

## System Performance Check - D1900V2

DUT: Dipole; Type: D1900V2; Serial: 5d043

Communication System: System Check Signal - CW; Frequency: 1900 MHz; Duty Cycle: 1:1  
 Medium parameters used:  $f = 1900$  MHz;  $\sigma = 1.56$  mho/m;  $\epsilon_r = 53.7$ ;  $\rho = 1000$  kg/m<sup>3</sup>  
 Phantom section: Flat Section

Room Ambient Temperature: 24.0 deg. C; Liquid Temperature: 23.0 deg. C

DASY4 Configuration:

- Area Scan setting - Find Secondary Maximum Within: 2.0 dB and with a peak SAR value greater than 0.0012W/kg
- Probe: EX3DV4 - SN3749; ConvF(7.33, 7.33, 7.33); Calibrated: 12/13/2010
- Sensor-Surface: 3mm (Mechanical Surface Detection)
- Electronics: DAE3 Sn427; Calibrated: 7/21/2010
- Phantom: Flat Phantom ELI4.0; Type: QDOVA001BA; Serial: SN:1003
- Measurement SW: DASY4, V4.7 Build 80; Post processing SW: SEMCAD, V1.8 Build 186

**d=10mm, Pin=100mW/Area Scan (7x7x1):** Measurement grid: dx=15mm, dy=15mm

Maximum value of SAR (measured) = 3.88 mW/g

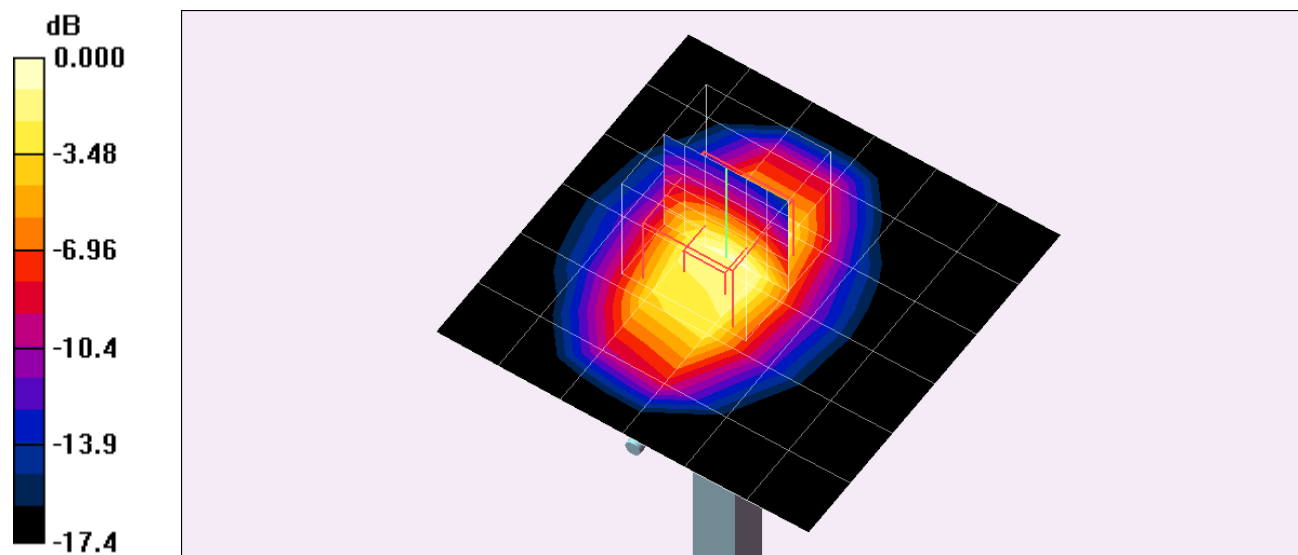
**d=10mm, Pin=100mW/Zoom Scan (7x7x7)/Cube 0:** Measurement grid: dx=5mm, dy=5mm, dz=5mm

Reference Value = 57.5 V/m; Power Drift = 0.156 dB

Peak SAR (extrapolated) = 7.58 W/kg

**SAR(1 g) = 4.17 mW/g; SAR(10 g) = 2.19 mW/g**

Maximum value of SAR (measured) = 5.25 mW/g



0 dB = 5.25mW/g

Test Laboratory: UL CCS

## System Performance Check - D1900V2

DUT: Dipole; Type: D1900V2; Serial: 5d043

Communication System: System Check Signal - CW; Frequency: 1900 MHz; Duty Cycle: 1:1

**d=10mm, Pin=100mW/Z Scan (1x1x34):** Measurement grid: dx=20mm, dy=20mm, dz=3mm  
Maximum value of SAR (measured) = 5.26 mW/g

