

# SAR TEST REPORT

Equipment Under Test	Notebook
Model Number of Host	IdeaPad S10-3t
FCC Model No. for WWAN Modular	F3607gw
IC Model No. for WWAN Modular	KRD 131 15
Company Name	Ericsson AB
Company Address	Lindholmspiren 11, 417 56 Gothenburg, Sweden
Date of Receipt	2009.10.22
Date of Test(s)	2009.11.10~2009.11.11;2009.12.10; 2009.12.30~2009.12.31
Date of Issue	2009.12.31

Standards:

**FCC OET Bulletin 65 supplement C,  
ANSI/IEEE C95.1 , C95.3, IEEE 1528,  
RSS102**

In the configuration tested, the EUT complied with the standards specified above.

### Remarks:

This report details the results of the testing carried out on one sample, the results contained in this test report do not relate to other samples of the same product. The manufacturer should ensure that all products in series production are in conformity with the product sample detailed in this report.

This report may only be reproduced and distributed in full. If the product in this report is used in any configuration other than that detailed in the report, the manufacturer must ensure the new system complies with all relevant standards. Any mention of SGS Taiwan Electronic & Communication Laboratory or testing done by SGS Taiwan Electronic & Communication Laboratory in connection with distribution or use of the product described in this report must be approved by SGS Taiwan Electronic & Communication Laboratory in writing.

Tested by : Ricky Huang Date : 2009.12.31  
Asst. Supervisor

Approved by : Robert Chang Date : 2009.12.31  
Tech Manager



Unless otherwise stated the results shown in this test report refer only to the sample(s) tested and such sample(s) are retained for 90 days or written permission of the Company. 除非另有說明，此報告結果僅對測試之樣品負責，同時此樣品僅保留90天。本報告未經本公司書面許可，不可部份複製。  
This document is issued by the Company subject to its General Conditions of Service ([www.sgs.com/terms\\_and\\_conditions.htm](http://www.sgs.com/terms_and_conditions.htm)) and Terms and Conditions for Electronic Documents ([www.sgs.com/terms\\_e-document.htm](http://www.sgs.com/terms_e-document.htm)). Attention is drawn to the limitations of liability, indemnification and jurisdictional issues established therein. Even if printed this electronic document is to be treated as an original within the meaning of UCP 600 article 20b. The authenticity of this document may be verified at [www.sgonsite.com/authentication](http://www.sgonsite.com/authentication). Any holder of this document is advised that information contained hereon reflects the Company's findings at the time of its intervention only and within the limits of client's instructions, if any. The Company's sole responsibility is to its Client and this document does not exonerate parties to a transaction from exercising all their rights and obligations under the transaction documents.

# Contents

1. General Information .....	3
1.1 Testing Laboratory .....	3
1.2 Details of Applicant .....	3
1.3 Description of EUT .....	3
1.4 Test Environment .....	6
1.5 Operation description .....	6
1.6 The SAR Measurement System .....	7
1.7 System Components .....	9
1.8 SAR System Verification .....	10
1.9 Tissue Simulant Fluid for the Frequency Band .....	12
1.10 EVALUATION PROCEDURES .....	13
1.11 Test Standards and Limits .....	14
2. Summary of Results .....	17
3. Instruments List .....	26
4. Measurements .....	27
5. SAR System Performance Verification .....	148
6. DAE & Probe Calibration certificate .....	154
7. Uncertainty Analysis .....	164
8. Phantom Description .....	165
9. System Validation from Original equipment supplier .....	166

Unless otherwise stated the results shown in this test report refer only to the sample(s) tested and such sample(s) are retained for 90 days only. This test report cannot be reproduced, except in full, without prior written permission of the Company. 除非另有說明，此報告結果僅對測試之樣品負責，同時此樣品僅保留90天。本報告未經本公司書面許可，不可部份複製。  
 This document is issued by the Company subject to its General Conditions of Service ([www.sgs.com/terms\\_and\\_conditions.htm](http://www.sgs.com/terms_and_conditions.htm)) and Terms and Conditions for Electronic Documents ([www.sgs.com/terms\\_e-document.htm](http://www.sgs.com/terms_e-document.htm)). Attention is drawn to the limitations of liability, indemnification and jurisdictional issues established therein. Even if printed this electronic document is to be treated as an original within the meaning of UCP 600 article 20b. The authenticity of this document may be verified at [www.sgsonsite.com/authentication](http://www.sgsonsite.com/authentication). Any holder of this document is advised that information contained hereon reflects the Company's findings at the time of its intervention only and within the limits of client's instructions, if any. The Company's sole responsibility is to its Client and this document does not exonerate parties to a transaction from exercising all their rights and obligations under the transaction documents.

## 1. General Information

### 1.1 Testing Laboratory

SGS Taiwan Ltd. Electronics & Communication Laboratory	
134, Wu Kung Road, Wuku industrial zone	
Taipei county, Taiwan, R.O.C.	
Telephone	+886-2-2299-3279
Fax	+886-2-2298-0488
Internet	<a href="http://www.tw.sgs.com">http://www.tw.sgs.com</a>

### 1.2 Details of Applicant

Name	Ericsson AB
Address	Lindholmospiren 11, 417 56 Gothenburg, Sweden
Telephone	+46317474371
Fax	+46317476033
Contact Person	Bernie Paul Fuller
E-mail	<a href="mailto:bernie.fuller@ericsson.com">bernie.fuller@ericsson.com</a>

### 1.3 Description of EUT

EUT Name	Notebook
Model number of host	IdeaPad S10-3t
FCC Model No. for WWAN Modular	F3607gw
IC Model No. for WWAN Modular	KRD 131 15
Brand Name	lenovo
IMEI code	004401700366350
FCC ID	VV7-MBMF3607GW1-L
IC ID	287AG-MBMF3607GW1

Unless otherwise stated the results shown in this test report refer only to the sample(s) tested and such sample(s) are retained for 90 days only. This test report cannot be reproduced, except in full, without prior written permission of the Company. 除非另有說明，此報告結果僅對測試之樣品負責，同時此樣品僅保留90天。本報告未經本公司書面許可，不可部份複製。  
 This document is issued by the Company subject to its General Conditions of Service ([www.sgs.com/terms\\_and\\_conditions.htm](http://www.sgs.com/terms_and_conditions.htm)) and Terms and Conditions for Electronic Documents ([www.sgs.com/terms\\_e-document.htm](http://www.sgs.com/terms_e-document.htm)). Attention is drawn to the limitations of liability, indemnification and jurisdictional issues established therein. Even if printed this electronic document is to be treated as an original within the meaning of UCP 600 article 20b. The authenticity of this document may be verified at [www.sgsonsite.com/authentication](http://www.sgsonsite.com/authentication). Any holder of this document is advised that information contained hereon reflects the Company's findings at the time of its intervention only and within the limits of client's instructions, if any. The Company's sole responsibility is to its Client and this document does not exonerate parties to a transaction from exercising all their rights and obligations under the transaction documents.

Definition	Production unit			
Mode of Operation	GPRS 850/GPRS 1900/WCDMA B2/WCDMA B5 /HSDPA/HSUPA band			
Duty Cycle	GPRS 850	GPRS 1900	WCDMA B2	WCDMA B5
	1/4	1/4	1	1
TX Frequency range (MHz)	GPRS 850	GPRS 1900	WCDMA B2	WCDMA B5
	824.2	1850	1852.4	826.4
	- 848.8	- 1910	- 1907.6	- 846.6
Channel Number (ARFCN)	GPRS 850	GPRS 1900	WCDMA B2	WCDMA B5
	128- 251	512- 810	9262-9538	4132-4233
Power Supply	7.4Vdc re-chargeable battery or 20Vdc by AC/DC power adapter			
Max. SAR Measured (1g)	<b>GPRS 850</b>			
	<b>1.05 W/kg</b> (CH128_ Configuration 4)			
	<b>GPRS 1900</b>			
	<b>1.44 W/kg</b> (CH810_ Configuration 3)			
	<b>WCDMA B2</b>			
	<b>1.35 W/kg</b> (CH9262_ Configuration 3)			
	<b>WCDMA B5</b>			
<b>0.556 W/kg</b> (CH4132_ Configuration 4)				

Unless otherwise stated the results shown in this test report refer only to the sample(s) tested and such sample(s) are retained for 90 days only. This test report cannot be reproduced, except in full, without prior written permission of the Company. 除非另有說明，此報告結果僅對測試之樣品負責，同時此樣品僅保留90天。本報告未經本公司書面許可，不可部份複製。  
This document is issued by the Company subject to its General Conditions of Service ([www.sgs.com/terms\\_and\\_conditions.htm](http://www.sgs.com/terms_and_conditions.htm)) and Terms and Conditions for Electronic Documents ([www.sgs.com/terms\\_e-document.htm](http://www.sgs.com/terms_e-document.htm)). Attention is drawn to the limitations of liability, indemnification and jurisdictional issues established therein. Even if printed this electronic document is to be treated as an original within the meaning of UCP 600 article 20b. The authenticity of this document may be verified at [www.sgsonsite.com/authentication](http://www.sgsonsite.com/authentication). Any holder of this document is advised that information contained hereon reflects the Company's findings at the time of its intervention only and within the limits of client's instructions, if any. The Company's sole responsibility is to its Client and this document does not exonerate parties to a transaction from exercising all their rights and obligations under the transaction documents.

**Note. Conducted power :**

Mode\ARFCN	GSM 850			GSM 1900		
	128	190	251	512	661	810
GSM	32.1	32.1	32.2	29.3	29.2	29.1
GPRS 10	32.67	32.71	32.84	29.81	29.73	29.14
EGPRS 10	27.5	27.6	27.6	26.7	26.4	26.1

WCDMA Band 2 Channel				
Mode	Subtest	9262	9400	9538
Rel99	R99	23.72	23.52	23.88
HSDPA	1	23.91	23.78	23.95
	2	23.50	23.38	23.53
	3	23.43	23.33	23.42
	4	23.50	23.34	23.54
HSUPA	1	23.54	23.50	23.62
	2	21.59	21.57	21.66
	3	22.60	22.52	22.70
	4	21.72	21.62	21.70
	5	23.43	23.36	23.53

WCDMA Band 5 Channel				
Mode	Subtest	4132	4183	4233
Rel99	R99	23.87	23.63	23.72
HSDPA	1	24.09	23.88	23.91
	2	23.80	23.52	23.59
	3	23.63	23.40	23.42
	4	23.68	23.44	23.48
HSUPA	1	23.83	23.56	23.64
	2	21.89	21.64	21.68
	3	22.87	22.62	22.72
	4	21.94	21.70	21.76
	5	23.69	23.39	23.53

Unless otherwise stated the results shown in this test report refer only to the sample(s) tested and such sample(s) are retained for 90 days only. This test report cannot be reproduced, except in full, without prior written permission of the Company. 除非另有說明，此報告結果僅對測試之樣品負責，同時此樣品僅保留90天。本報告未經本公司書面許可，不可部份複製。  
 This document is issued by the Company subject to its General Conditions of Service ([www.sgs.com/terms\\_and\\_conditions.htm](http://www.sgs.com/terms_and_conditions.htm)) and Terms and Conditions for Electronic Documents ([www.sgs.com/terms\\_e-document.htm](http://www.sgs.com/terms_e-document.htm)). Attention is drawn to the limitations of liability, indemnification and jurisdictional issues established therein. Even if printed this electronic document is to be treated as an original within the meaning of UCP 600 article 20b. The authenticity of this document may be verified at [www.sgsonsite.com/authentication](http://www.sgsonsite.com/authentication). Any holder of this document is advised that information contained hereon reflects the Company's findings at the time of its intervention only and within the limits of client's instructions, if any. The Company's sole responsibility is to its Client and this document does not exonerate parties to a transaction from exercising all their rights and obligations under the transaction documents.

## 1.4 Test Environment

Ambient Temperature:  $22 \pm 2^\circ \text{C}$

Tissue Simulating Liquid:  $22 \pm 2^\circ \text{C}$

## 1.5 Operation description

The EUT is controlled by using a Communication simulate Tester (R&S CMU200), and the communication between the EUT and the tester is established by air link.

The test configuration tested at the low, middle and high frequency channels. By using the program subordinated in the computer, and change into the written channel, and then test of set in highest power. Finally, we will test it by dividing into 5 configurations:

Configuration 1: Lap-held mode (WWAN/Main-to-user separation distance is 96 mm)  
(Appendix-Fig.4 )

Configuration 2: Tablet mode (WWAN/Main-to-user separation distance is 18 mm)  
(Appendix-Fig.5)

Configuration 3: Primary portrait mode (WWAN/main-to-edge of screen distance is 5 mm)  
(Appendix-Fig.6)

Configuration 4: Secondary landscape mode.( WWAN/main-to-edge of screen distance is 15mm)  
(Appendix-Fig.7)

Configuration 5: Secondary portrait mode. (WWAN/Main-to-user separation distance is 251 mm, so SAR test is not required.)  
(Appendix-Fig.8)

Configuration 6: Primary Landscape mode.( WWAN/main-to-edge of screen distance is 88 mm)  
(Appendix-Fig.9)



The highest stand alone SAR value for WLAN/HFS-AR5B95 @ primary portrait mode is 0.082 W/kg; the highest stand alone SAR value for WWAN/VV7-MBMF3607GW1-L @ primary portrait mode is 1.44 W/kg. Per KDB 447498 4/b/iii/1, when the antenna-to-user is less than 5 cm and the sum of individual SAR ( 0.082+1.44=1.522 W/kg) is less than 1.6 W/kg, simultaneous SAR

## 1.6 The SAR Measurement System

A photograph of the SAR measurement System is given in Fig. a. This SAR Measurement System uses a Computer-controlled 3-D stepper motor system ( SPEAG DASY 4 professional system ). A Model EX3DV4 field probe is used to determine the internal electric fields. The SAR can be obtained from the equation  $SAR = \sigma (|E_i|^2) / \rho$  where  $\sigma$  and  $\rho$  are the conductivity and mass density of the tissue-simulant.

The DASY4 system for performing compliance tests consists of the following items:

- A standard high precision 6-axis robot (Staubli RX family) with controller, teach pendant and software. An arm extension is for accommodating the data acquisition electronics (DAE).
- A dosimetric probe, i.e., an isotropic E-field probe optimized and calibrated for usage in tissue simulating liquid. The probe is equipped with an optical surface detector system.
- A data acquisition electronics (DAE) which performs the signal amplification, signal multiplexing, AD-conversion, offset measurements, mechanical surface detection, collision detection, etc.

The unit is battery powered with standard or rechargeable batteries. The signal is optically transmitted to the EOC.

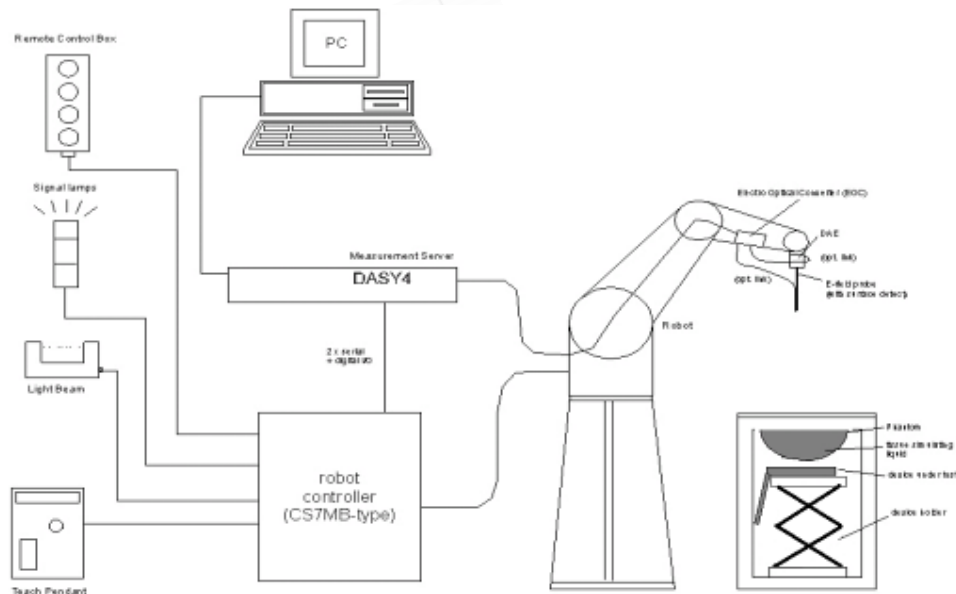


Fig.a The block diagram of SAR system


- The Electro-optical converter (EOC) performs the conversion between optical and electrical of the signals for the digital communication to the DAE and for the analog signal from the optical surface detection. The EOC is connected to the measurement server.
- The function of the measurement server is to perform the time critical tasks such as signal filtering, control of the robot operation and fast movement interrupts.
- A probe alignment unit which improves the (absolute) accuracy of the probe positioning.
  - A computer operating Windows 2000 or Windows XP.
  - DASY4 software.
- Remote control with teach pendant and additional circuitry for robot safety such as warning lamps, etc.
  - The SAM twin phantom enabling testing left-hand and right-hand usage.
  - The device holder for handheld mobile phones.
  - Tissue simulating liquid mixed according to the given recipes.
  - Validation dipole kits allowing to validate the proper functioning of the system.

Unless otherwise stated the results shown in this test report refer only to the sample(s) tested and such sample(s) are retained for 90 days only. This test report cannot be reproduced, except in full, without prior written permission of the Company. 除非另有說明，此報告結果僅對測試之樣品負責，同時此樣品僅保留90天。本報告未經本公司書面許可，不可部份複製。  
 This document is issued by the Company subject to its General Conditions of Service ([www.sgs.com/terms\\_and\\_conditions.htm](http://www.sgs.com/terms_and_conditions.htm)) and Terms and Conditions for Electronic Documents ([www.sgs.com/terms\\_e-document.htm](http://www.sgs.com/terms_e-document.htm)). Attention is drawn to the limitations of liability, indemnification and jurisdictional issues established therein. Even if printed this electronic document is to be treated as an original within the meaning of UCP 600 article 20b. The authenticity of this document may be verified at [www.sgsonsite.com/authentication](http://www.sgsonsite.com/authentication). Any holder of this document is advised that information contained hereon reflects the Company's findings at the time of its intervention only and within the limits of client's instructions, if any. The Company's sole responsibility is to its Client and this document does not exonerate parties to a transaction from exercising all their rights and obligations under the transaction documents.




## 1.7 System Components

### EX3DV3 E-Field Probe


Construction	Symmetrical design with triangular core Built-in shielding against static charges PEEK enclosure material (resistant to organic solvents, e.g., DGBE)	
Calibration	Basic Broad Band Calibration in air Conversion Factors (CF) for HSL835/1900 MHz Additional CF for other liquids and frequencies upon request	
Frequency	10 MHz to > 6 GHz, Linearity: $\pm 0.2$ dB (30 MHz to 6 GHz)	
Directivity	$\pm 0.3$ dB in HSL (rotation around probe axis) $\pm 0.5$ dB in tissue material (rotation normal to probe axis)	
Dynamic Range	10 $\mu$ W/g to > 100 mW/g Linearity: $\pm 0.2$ dB (noise: typically < 1 $\mu$ W/g)	
Dimensions	Overall length: 330 mm (Tip: 20 mm) Tip diameter: 2.5 mm (Body: 12 mm) Typical distance from probe tip to dipole centers: 1 mm	
Application	High precision dosimetric measurements in any exposure scenario (e.g., very strong gradient fields). Only probe which enables compliance testing for frequencies up to 6 GHz with precision of better 30%.	

### SAM PHANTOM V4.0C

Construction	The shell corresponds to the specifications of the Specific Anthropomorphic Mannequin (SAM) phantom defined in IEEE 1528-200X, CENELEC 50361 and IEC 62209. It enables the dosimetric evaluation of left and right hand phone usage as well as body mounted usage at the flat phantom region. A cover prevents evaporation of the liquid. Reference markings on the phantom allow the complete setup of all predefined phantom positions and measurement grids by manually teaching three points with the robot.
--------------	---

Shell Thickness	2 ± 0.2 mm	
Filling Volume	Approx. 25 liters	
Dimensions	Height: 251 mm; Length: 1000 mm; Width: 500 mm	

## DEVICE HOLDER

Construction	The device holder (Supporter) for Notebook is made by POM (polyoxymethylene resin) , which is non-metal and non-conductive. The height can be adjusted to fit varies kind of Notebooks.	 <p style="text-align: center;">Device Holder</p>
--------------	---	--

## 1.8 SAR System Verification

The microwave circuit arrangement for system verification is sketched in Fig. b. The daily system accuracy verification occurs within the flat section of the SAM phantom. A SAR measurement was performed to see if the measured SAR was within +/- 5% from the target SAR values. These tests were done at 835/1900 MHz. The tests were conducted on the same days as the measurement of the DUT. The obtained results from the system accuracy verification are displayed in the table 1 (SAR values are normalized to 1W forward power delivered to the dipole). During the tests, the ambient temperature of the laboratory was in the range 22.1°C, the relative humidity was in the range 62% and the liquid depth above the ear reference points was above 15 cm in all the cases. It is seen that the system is operating within its specification, as the results are within acceptable tolerance of the reference values.

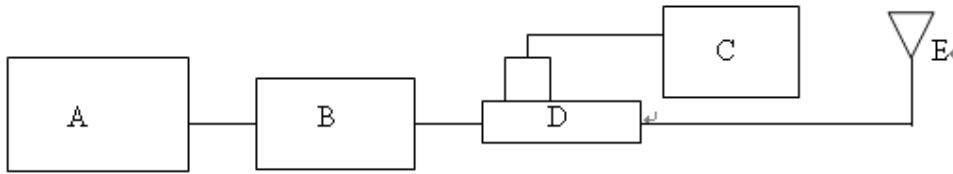


Fig.b The block diagram of system verification

- A. Agilent Model 8648D Signal Generator
- B. Mini circuits Model ZHL-42 Amplifier
- C. Agilent Model U2001B Power Sensor
- D. Agilent Model 778D Dual directional coupling
- E. Reference dipole antenna



Photograph of the dipole Antenna

Validation Kit	Frequency Hz	Target SAR (1g) (Pin=250mW)	Measured SAR (1g) (Pin=250mW)	Measured Date
D835V2 S/N:4d063	835 MHz (Body)	2.55 mW/g	2.43 mW/g	2009-11-10
D1900V2 S/N:5d027	1900 MHz (Body)	10.6 mW/g	10.3 mW/g	2009-11-11
D835V2 S/N:4d063	835 MHz (Body)	2.55 mW/g	2.45 mW/g	2009-12-10
D1900V2 S/N:5d027	1900 MHz (Body)	10.6 mW/g	10.4 mW/g	2009-12-10
D835V2 S/N:4d063	835 MHz (Body)	2.55 mW/g	2.61 mW/g	2009-12-30
D1900V2 S/N:5d027	1900 MHz (Body)	10.6 mW/g	11 mW/g	2009-12-30

Table 1. Results of system validation

Unless otherwise stated the results shown in this test report refer only to the sample(s) tested and such sample(s) are retained for 90 days only. This test report cannot be reproduced, except in full, without prior written permission of the Company. 除非另有說明，此報告結果僅對測試之樣品負責，同時此樣品僅保留90天。本報告未經本公司書面許可，不可部份複製。  
 This document is issued by the Company subject to its General Conditions of Service ([www.sgs.com/terms\\_and\\_conditions.htm](http://www.sgs.com/terms_and_conditions.htm)) and Terms and Conditions for Electronic Documents ([www.sgs.com/terms\\_e-document.htm](http://www.sgs.com/terms_e-document.htm)). Attention is drawn to the limitations of liability, indemnification and jurisdictional issues established therein. Even if printed this electronic document is to be treated as an original within the meaning of UCP 600 article 20b. The authenticity of this document may be verified at [www.sgs.com/authentication](http://www.sgs.com/authentication). Any holder of this document is advised that information contained hereon reflects the Company's findings at the time of its intervention only and within the limits of client's instructions, if any. The Company's sole responsibility is to its Client and this document does not exonerate parties to a transaction from exercising all their rights and obligations under the transaction documents.

### 1.9 Tissue Simulant Fluid for the Frequency Band

The dielectric properties for this body-simulant fluid were measured by using the Agilent Model 85070D Dielectric Probe (rates frequency band 200 MHz to 20 GHz) in conjunction with HP 8753D Network Analyzer (30 KHz-6000 MHz ) by using a procedure detailed in Section V.

All dielectric parameters of tissue simulates were measured within 24 hours of SAR measurements. The depth of the tissue simulant in the ear reference point of the phantom was  $15\text{cm}\pm 5\text{mm}$  during all tests. (Fig .2)

Frequency (MHz)	Tissue type	Measurement date/ Limits	Dielectric Parameters		
			$\rho$	$\sigma$ (S/m)	Simulated Tissue Temperature( $^{\circ}$ C)
835	Body	Measured, 2009.11.10	54.7	0.969	21.7
		Recommended Limits	51.11-56.49	0.96-1.06	20-24
1900	Body	Measured, 2009.11.11	54.6	1.63	21.7
		Recommended Limits	52.16-57.65	1.48-1.64	20-24
835	Body	Measured, 2009.12.10	55.6	0.991	21.7
		Recommended Limits	51.11-56.49	0.96-1.06	20-24
1900	Body	Measured, 2009.12.10	54.4	1.6	21.7
		Recommended Limits	52.16-57.65	1.48-1.64	20-24
835	Body	Measured, 2009.12.30	55.6	0.991	21.7
		Recommended Limits	51.11-56.49	0.96-1.06	20-24
1900	Body	Measured, 2009.12.30	54.4	1.61	21.7
		Recommended Limits	52.16-57.65	1.48-1.64	20-24

Table 2. Dielectric Parameters of Tissue Simulant Fluid

The composition of the body tissue simulating liquid is:

Ingredient	850MHz (Body)	1900MHz (Body)
DGMBE	X	300.67g
Water	631.68 g	716.56 g
Salt	11.72 g	4.0 g
Preventol D-7	1.2 g	X
Cellulose	X	X
Sugar	600 g	X
Total amount	1 L (1.0kg)	1 L (1.0kg)

Table 3. Recipes for tissue simulating liquid

### 1.10 EVALUATION PROCEDURES

The entire evaluation of the spatial peak values is performed within the Post-processing engine (SEMCAD). The system always gives the maximum values for the 1 g and 10 g cubes. The algorithm to find the cube with highest averaged SAR is divided into the following stages:

1. The extraction of the measured data (grid and values) from the Zoom Scan.
2. The calculation of the SAR value at every measurement point based on all stored data (A/D values and measurement parameters)
3. The generation of a high-resolution mesh within the measured volume
4. The interpolation of all measured values from the measurement grid to the high-resolution grid
5. The extrapolation of the entire 3-D field distribution to the phantom surface over the distance from sensor to surface
6. The calculation of the averaged SAR within masses of 1g and 10g.

The probe is calibrated at the center of the dipole sensors that is located 1 to 2.7mm away from the probe tip. During measurements, the probe stops shortly above the phantom surface, depending on the probe and the surface detecting system. Both distances are included as parameters in the probe configuration file. The software always knows exactly how far away the measured point is from the surface. As the probe cannot directly measure at the surface, the values between the deepest measured point and the surface must be extrapolated. The angle between the probe axis and the surface normal line is less than 30 degree.



In the Area Scan, the gradient of the interpolation function is evaluated to find all the extreme of the SAR distribution. The uncertainty on the locations of the extreme is less than 1/20 of the grid size. Only local maximum within -2 dB of the global maximum are searched and passed for the Cube Scan measurement. In the Cube Scan, the interpolation function is used to extrapolate the Peak SAR from the lowest measurement points to the inner phantom surface (the extrapolation distance). The uncertainty increases with the extrapolation distance. To keep the uncertainty within 1% for the 1 g and 10 g cubes, the extrapolation distance should not be larger than 5mm.

The maximum search is automatically performed after each area scan measurement. It is based on splines in two or three dimensions. The procedure can find the maximum for most SAR distributions even with relatively large grid spacing. After the area scanning measurement, the probe is automatically moved to a position at the interpolated maximum. The following scan can directly use this position for reference, e.g., for a finer resolution grid or the cube evaluations. The 1g and 10g peak evaluations are only available for the predefined cube 7x7x7 scans. The routines are verified and optimized for the grid dimensions used in these cube measurements. The measured volume of 30x30x30mm contains about 30g of tissue.

The first procedure is an extrapolation (incl. Boundary correction) to get the points between the lowest measured plane and the surface. The next step uses 3D interpolation to get all points within the measured volume. In the last step, a 1g cube is placed numerically into the volume and its averaged SAR is calculated. This cube is moved around until the highest averaged SAR is found. If the highest SAR is found at the edge of the measured volume, the system will issue a warning: higher SAR values might be found outside of the measured volume. In that case the cube measurement can be repeated, using the new interpolated maximum as the center.

### 1.11 Test Standards and Limits

According to FCC 47CFR §2.1093(d) The limits to be used for evaluation are based generally on criteria published by the American National Standards Institute (ANSI) for localized specific absorption rate ("SAR") in Section 4.2 of "IEEE Standard for Safety Levels with Respect to Human Exposure to Radio Frequency Electromagnetic Fields, 3 kHz to 300 GHz," ANSI/IEEE C95.1-1992, Copyright 1992 by the Institute of Electrical and Electronics Engineers, Inc., New York, New York 10017. These criteria for SAR evaluation are similar to those recommended by the National Council on Radiation Protection and Measurements (NCRP) in "Biological Effects and Exposure Criteria for Radio frequency Electromagnetic Fields," NCRP Report No. 86, Section 17.4.5. Copyright NCRP, 1986, Bethesda, Maryland 20814.



SAR is a measure of the rate of energy absorption due to exposure to an RF transmitting source. SAR values have been related to threshold levels for potential biological hazards. The criteria to be used are specified in paragraphs (d)(1) and (d)(2) of this section and shall apply for portable devices transmitting in the frequency range from 100 kHz to 6 GHz. Portable devices that transmit at frequencies above 6 GHz are to be evaluated in terms of the MPE limits specified in § 1.1310 of this chapter. Measurements and calculations to demonstrate compliance with MPE field strength or power density limits for devices operating above 6 GHz should be made at a minimum distance of 5 cm from the radiating source.

- (1) Limits for Occupational/Controlled exposure: 0.4 W/kg as averaged over the whole-body and spatial peak SAR not exceeding 8 W/kg as averaged over any 1 gram of tissue (defined as a tissue volume in the shape of a cube). Exceptions are the hands, wrists, feet and ankles where the spatial peak SAR shall not exceed 20 W/kg, as averaged over an 10 grams of tissue (defined as a tissue volume in the shape of a cube).
- (2) Occupational/Controlled limits apply when persons are exposed as a consequence of their employment provided these persons are fully aware of and exercise control over their exposure. Awareness of exposure can be accomplished by use of warning labels or by specific training or education through appropriate means, such as an RF safety program in a work environment.
- (3) Limits for General Population/Uncontrolled exposure: 0.08 W/kg as averaged over the whole-body and spatial peak SAR not exceeding 1.6 W/kg as averaged over any 1 gram of tissue (defined as a tissue volume in the shape of a cube). Exceptions are the hands, wrists, feet and ankles where the spatial peak SAR shall not exceed 4 W/kg, as averaged over any 10 grams of tissue (defined as a tissue volume in the shape of a cube). General Population/Uncontrolled limits apply when the general public may be exposed, or when persons that are exposed as a consequence of their employment may not be fully aware of the potential for exposure or do not exercise control over their exposure. Warning labels placed on consumer devices such as cellular telephones will not be sufficient reason to allow these devices to be evaluated subject to limits for occupational/controlled exposure in paragraph (d)(1) of this section.(Table .4)

Human Exposure	Uncontrolled Environment General Population	Controlled Environment Occupational
<b>Spatial Peak SAR</b> (Brain)	1.60 m W/g	8.00 m W/g
<b>Spatial Average SAR</b> (Whole Body)	0.08 m W/g	0.40 m W/g
<b>Spatial Peak SAR</b> (Hands/Feet/Ankle/Wrist)	4.00 m W/g	20.00 m W/g

Table .4 RF exposure limits

## Notes:

1. Uncontrolled environments are defined as locations where there is potential exposure of individuals who have no knowledge or control of their potential exposure.
2. Controlled environments are defined as locations where there is potential exposure of individuals who have knowledge of their potential exposure and can exercise control over their exposure.

## 2. Summary of Results

### GPRS 850

<b>Configuration 1:</b> Lap-held mode						
Frequency	Channel	MHz	Conducted Output Power(Average)	Measured(W/kg) 1g	Amb. Temp[°C]	Liquid Temp[°C]
850 MHz	128	824.2	32.67dmb	0.020	22.1	21.7
	190	836.6	32.71dbm	0.026	22.1	21.7
	251	848.8	32.84dbm	0.031	22.1	21.7
<b>Configuration 2:</b> Tablet mode						
Frequency	Channel	MHz	Conducted Output Power (Average)	Measured(W/kg) 1g	Amb. Temp[°C]	Liquid Temp[°C]
850 MHz	128	824.2	32.67dmb	0.330	22.1	21.7
	190	836.6	32.71dbm	0.253	22.1	21.7
	251	848.8	32.84dbm	0.232	22.1	21.7
<b>Configuration 3:</b> Primary portrait mode						
Frequency	Channel	MHz	Conducted Output Power (Average)	Measured(W/kg) 1g	Amb. Temp[°C]	Liquid Temp[°C]
850 MHz	128	824.2	32.67dmb	0.718	22.1	21.7
	190	836.6	32.71dbm	0.533	22.1	21.7
	251	848.8	32.84dbm	0.446	22.1	21.7
<b>Configuration 4:</b> Secondary landscape mode.						
Frequency	Channel	MHz	Conducted Output Power (Average)	Measured(W/kg) 1g	Amb. Temp[°C]	Liquid Temp[°C]
850 MHz	128	824.2	32.67dmb	1.05	22.1	21.7
	190	836.6	32.71dbm	0.818	22.1	21.7
	251	848.8	32.84dbm	0.759	22.1	21.7

Unless otherwise stated the results shown in this test report refer only to the sample(s) tested and such sample(s) are retained for 90 days only. This test report cannot be reproduced, except in full, without prior written permission of the Company. 除非另有說明，此報告結果僅對測試之樣品負責，同時此樣品僅保留90天。本報告未經本公司書面許可，不可部份複製。  
 This document is issued by the Company subject to its General Conditions of Service ([www.sgs.com/terms\\_and\\_conditions.htm](http://www.sgs.com/terms_and_conditions.htm)) and Terms and Conditions for Electronic Documents ([www.sgs.com/terms\\_e-document.htm](http://www.sgs.com/terms_e-document.htm)). Attention is drawn to the limitations of liability, indemnification and jurisdictional issues established therein. Even if printed this electronic document is to be treated as an original within the meaning of UCP 600 article 20b. The authenticity of this document may be verified at [www.sgonsite.com/authentication](http://www.sgonsite.com/authentication). Any holder of this document is advised that information contained hereon reflects the Company's findings at the time of its intervention only and within the limits of client's instructions, if any. The Company's sole responsibility is to its Client and this document does not exonerate parties to a transaction from exercising all their rights and obligations under the transaction documents.

**Configuration 6:** Primary Landscape mode.

Frequency	Channel	MHz	Conducted Output Power (Average)	Measured(W/kg) 1g	Amb. Temp[°C]	Liquid Temp[°C]
850 MHz	128	824.2	32.67dmb	0.095	22.1	21.7
	190	836.6	32.71dbm	0.071	22.1	21.7
	251	848.8	32.84dbm	0.063	22.1	21.7

Unless otherwise stated the results shown in this test report refer only to the sample(s) tested and such sample(s) are retained for 90 days only. This test report cannot be reproduced, except in full, without prior written permission of the Company. 除非另有說明，此報告結果僅對測試之樣品負責，同時此樣品僅保留90天。本報告未經本公司書面許可，不可部份複製。 This document is issued by the Company subject to its General Conditions of Service ([www.sgs.com/terms\\_and\\_conditions.htm](http://www.sgs.com/terms_and_conditions.htm)) and Terms and Conditions for Electronic Documents ([www.sgs.com/terms\\_e-document.htm](http://www.sgs.com/terms_e-document.htm)). Attention is drawn to the limitations of liability, indemnification and jurisdictional issues established therein. Even if printed this electronic document is to be treated as an original within the meaning of UCP 600 article 20b. The authenticity of this document may be verified at [www.sgsonsite.com/authentication](http://www.sgsonsite.com/authentication). Any holder of this document is advised that information contained hereon reflects the Company's findings at the time of its intervention only and within the limits of client's instructions, if any. The Company's sole responsibility is to its Client and this document does not exonerate parties to a transaction from exercising all their rights and obligations under the transaction documents.

## GPRS 1900

Configuration 1: Lap-held mode						
Frequency	Channel	MHz	Conducted Output Power (Average)	Measured(W/kg) 1g	Amb. Temp[°C]	Liquid Temp[°C]
1900 MHz	512	1850.2	29.81dbm	0.039	22.1	21.7
	661	1880	29.73dbm	0.046	22.1	21.7
	810	1909.8	29.14dbm	0.045	22.1	21.7
Configuration 2: Tablet mode						
Frequency	Channel	MHz	Conducted Output Power (Average)	Measured(W/kg) 1g	Amb. Temp[°C]	Liquid Temp[°C]
1900 MHz	512	1850.2	29.81dbm	0.057	22.1	21.7
	661	1880	29.73dbm	0.073	22.1	21.7
	810	1909.8	29.14dbm	0.074	22.1	21.7
Configuration 3: Primary portrait mode						
Frequency	Channel	MHz	Conducted Output Power (Average)	Measured(W/kg) 1g	Amb. Temp[°C]	Liquid Temp[°C]
1900 MHz	512	1850.2	29.81dbm	1.37	22.1	21.7
	661	1880	29.73dbm	1.36	22.1	21.7
	810	1909.8	29.14dbm	1.44	22.1	21.7
Configuration 4: Secondary landscape mode.						
Frequency	Channel	MHz	Conducted Output Power (Average)	Measured(W/kg) 1g	Amb. Temp[°C]	Liquid Temp[°C]
1900 MHz	512	1850.2	29.81dbm	0.118	22.1	21.7
	661	1880	29.73dbm	0.106	22.1	21.7
	810	1909.8	29.14dbm	0.173	22.1	21.7
Configuration 6: Primary Landscape mode.						
Frequency	Channel	MHz	Conducted Output Power (Average)	Measured(W/kg) 1g	Amb. Temp[°C]	Liquid Temp[°C]
1900 MHz	512	1850.2	29.81dbm	0.034	22.1	21.7
	661	1880	29.73dbm	0.024	22.1	21.7
	810	1909.8	29.14dbm	0.036	22.1	21.7

Unless otherwise stated the results shown in this test report refer only to the sample(s) tested and such sample(s) are retained for 90 days only. This test report cannot be reproduced, except in full, without prior written permission of the Company. 除非另有說明，此報告結果僅對測試之樣品負責，同時此樣品僅保留90天。本報告未經本公司書面許可，不可部份複製。  
 This document is issued by the Company subject to its General Conditions of Service ([www.sgs.com/terms\\_and\\_conditions.htm](http://www.sgs.com/terms_and_conditions.htm)) and Terms and Conditions for Electronic Documents ([www.sgs.com/terms\\_e-document.htm](http://www.sgs.com/terms_e-document.htm)). Attention is drawn to the limitations of liability, indemnification and jurisdictional issues established therein. Even if printed this electronic document is to be treated as an original within the meaning of UCP 600 article 20b. The authenticity of this document may be verified at [www.sgonsite.com/authentication](http://www.sgonsite.com/authentication). Any holder of this document is advised that information contained hereon reflects the Company's findings at the time of its intervention only and within the limits of client's instructions, if any. The Company's sole responsibility is to its Client and this document does not exonerate parties to a transaction from exercising all their rights and obligations under the transaction documents.

## WCDMA B2

Configuration 1: Lap-held mode						
Frequency	Channel	MHz	Conducted Output Power (Average)	Measured(W/kg) 1g	Amb. Temp[°C]	Liquid Temp[°C]
WCDMA B2	9262	1852.4	23.72dbm	0.043	22.1	21.7
	9400	1880.0	23.52dbm	0.055	22.1	21.7
	9538	1907.6	23.88dbm	0.055	22.1	21.7
Configuration 2: Tablet mode						
Frequency	Channel	MHz	Conducted Output Power (Average)	Measured(W/kg) 1g	Amb. Temp[°C]	Liquid Temp[°C]
WCDMA B2	9262	1852.4	23.72dbm	0.069	22.1	21.7
	9400	1880.0	23.52dbm	0.069	22.1	21.7
	9538	1907.6	23.88dbm	0.063	22.1	21.7
Configuration 3: Primary portrait mode						
Frequency	Channel	MHz	Conducted Output Power (Average)	Measured(W/kg) 1g	Amb. Temp[°C]	Liquid Temp[°C]
WCDMA B2	9262	1852.4	23.72dbm	1.35	22.1	21.7
	9400	1880.0	23.52dbm	1.32	22.1	21.7
	9538	1907.6	23.88dbm	1.12	22.1	21.7
Configuration 4: Secondary landscape mode.						
Frequency	Channel	MHz	Conducted Output Power (Average)	Measured(W/kg) 1g	Amb. Temp[°C]	Liquid Temp[°C]
WCDMA B2	9262	1852.4	23.72dbm	0.082	22.1	21.7
	9400	1880.0	23.52dbm	0.088	22.1	21.7
	9538	1907.6	23.88dbm	0.083	22.1	21.7
Configuration 6: Primary Landscape mode.						
Frequency	Channel	MHz	Conducted Output Power (Average)	Measured(W/kg) 1g	Amb. Temp[°C]	Liquid Temp[°C]
WCDMA B2	9262	1852.4	23.72dbm	0.055	22.1	21.7
	9400	1880.0	23.52dbm	0.080	22.1	21.7
	9538	1907.6	23.88dbm	0.082	22.1	21.7

Unless otherwise stated the results shown in this test report refer only to the sample(s) tested and such sample(s) are retained for 90 days only. This test report cannot be reproduced, except in full, without prior written permission of the Company. 除非另有說明，此報告結果僅對測試之樣品負責，同時此樣品僅保留90天。本報告未經本公司書面許可，不可部份複製。  
 This document is issued by the Company subject to its General Conditions of Service ([www.sgs.com/terms\\_and\\_conditions.htm](http://www.sgs.com/terms_and_conditions.htm)) and Terms and Conditions for Electronic Documents ([www.sgs.com/terms\\_e-document.htm](http://www.sgs.com/terms_e-document.htm)). Attention is drawn to the limitations of liability, indemnification and jurisdictional issues established therein. Even if printed this electronic document is to be treated as an original within the meaning of UCP 600 article 20b. The authenticity of this document may be verified at [www.sgs.com/authentication](http://www.sgs.com/authentication). Any holder of this document is advised that information contained hereon reflects the Company's findings at the time of its intervention only and within the limits of client's instructions, if any. The Company's sole responsibility is to its Client and this document does not exonerate parties to a transaction from exercising all their rights and obligations under the transaction documents.



## WCDMA B2\_HSDPA mode

<b>Configuration 1:</b> Lap-held mode						
Frequency	Channel	MHz	Conducted Output Power (Average)	Measured(W/kg) 1g	Amb. Temp[°C]	Liquid Temp[°C]
WCDMA B2	9262	1852.4	23.91dbm	0.040	22.1	21.7
	9400	1880.0	23.78dbm	0.052	22.1	21.7
	9538	1907.6	23.95dbm	0.053	22.1	21.7
<b>Configuration 2:</b> Tablet mode						
Frequency	Channel	MHz	Conducted Output Power (Average)	Measured(W/kg) 1g	Amb. Temp[°C]	Liquid Temp[°C]
WCDMA B2	9262	1852.4	23.91dbm	0.065	22.1	21.7
	9400	1880.0	23.78dbm	0.065	22.1	21.7
	9538	1907.6	23.95dbm	0.058	22.1	21.7
<b>Configuration 3:</b> Primary portrait mode						
Frequency	Channel	MHz	Conducted Output Power (Average)	Measured(W/kg) 1g	Amb. Temp[°C]	Liquid Temp[°C]
WCDMA B2	9262	1852.4	23.91dbm	1.18	22.1	21.7
	9400	1880.0	23.78dbm	1.19	22.1	21.7
	9538	1907.6	23.95dbm	1.03	22.1	21.7
<b>Configuration 4:</b> Secondary landscape mode.						
Frequency	Channel	MHz	Conducted Output Power (Average)	Measured(W/kg) 1g	Amb. Temp[°C]	Liquid Temp[°C]
WCDMA B2	9262	1852.4	23.72dbm	0.077	22.1	21.7
	9400	1880.0	23.52dbm	0.083	22.1	21.7
	9538	1907.6	23.88dbm	0.077	22.1	21.7
<b>Configuration 6:</b> Primary Landscape mode.						
Frequency	Channel	MHz	Conducted Output Power (Average)	Measured(W/kg) 1g	Amb. Temp[°C]	Liquid Temp[°C]
WCDMA B2	9262	1852.4	23.72dbm	0.051	22.1	21.7
	9400	1880.0	23.52dbm	0.074	22.1	21.7
	9538	1907.6	23.88dbm	0.079	22.1	21.7

Unless otherwise stated the results shown in this test report refer only to the sample(s) tested and such sample(s) are retained for 90 days only. This test report cannot be reproduced, except in full, without prior written permission of the Company. 除非另有說明，此報告結果僅對測試之樣品負責，同時此樣品僅保留90天。本報告未經本公司書面許可，不可部份複製。  
 This document is issued by the Company subject to its General Conditions of Service ([www.sgs.com/terms\\_and\\_conditions.htm](http://www.sgs.com/terms_and_conditions.htm)) and Terms and Conditions for Electronic Documents ([www.sgs.com/terms\\_e-document.htm](http://www.sgs.com/terms_e-document.htm)). Attention is drawn to the limitations of liability, indemnification and jurisdictional issues established therein. Even if printed this electronic document is to be treated as an original within the meaning of UCP 600 article 20b. The authenticity of this document may be verified at [www.sgonsite.com/authentication](http://www.sgonsite.com/authentication). Any holder of this document is advised that information contained hereon reflects the Company's findings at the time of its intervention only and within the limits of client's instructions, if any. The Company's sole responsibility is to its Client and this document does not exonerate parties to a transaction from exercising all their rights and obligations under the transaction documents.

## WCDMA B2\_HSUPA mode

<b>Configuration 1:</b> Lap-held mode						
Frequency	Channel	MHz	Conducted Output Power (Average)	Measured(W/kg) 1g	Amb. Temp[°C]	Liquid Temp[°C]
WCDMA B2	9262	1852.4	23.43dbm	0.037	22.1	21.7
	9400	1880.0	23.36dbm	0.047	22.1	21.7
	9538	1907.6	23.53dbm	0.048	22.1	21.7
<b>Configuration 2:</b> Tablet mode						
Frequency	Channel	MHz	Conducted Output Power (Average)	Measured(W/kg) 1g	Amb. Temp[°C]	Liquid Temp[°C]
WCDMA B2	9262	1852.4	23.43dbm	0.058	22.1	21.7
	9400	1880.0	23.36dbm	0.059	22.1	21.7
	9538	1907.6	23.53dbm	0.055	22.1	21.7
<b>Configuration 3:</b> Primary portrait mode						
Frequency	Channel	MHz	Conducted Output Power (Average)	Measured(W/kg) 1g	Amb. Temp[°C]	Liquid Temp[°C]
WCDMA B2	9262	1852.4	23.43dbm	1.06	22.1	21.7
	9400	1880.0	23.36dbm	1.04	22.1	21.7
	9538	1907.6	23.53dbm	0.848	22.1	21.7
<b>Configuration 4:</b> Secondary landscape mode.						
Frequency	Channel	MHz	Conducted Output Power (Average)	Measured(W/kg) 1g	Amb. Temp[°C]	Liquid Temp[°C]
WCDMA B2	9262	1852.4	23.72dbm	0.078	22.1	21.7
	9400	1880.0	23.52dbm	0.085	22.1	21.7
	9538	1907.6	23.88dbm	0.079	22.1	21.7
<b>Configuration 6:</b> Primary Landscape mode.						
Frequency	Channel	MHz	Conducted Output Power (Average)	Measured(W/kg) 1g	Amb. Temp[°C]	Liquid Temp[°C]
WCDMA B2	9262	1852.4	23.72dbm	0.050	22.1	21.7
	9400	1880.0	23.52dbm	0.074	22.1	21.7
	9538	1907.6	23.88dbm	0.081	22.1	21.7

Unless otherwise stated the results shown in this test report refer only to the sample(s) tested and such sample(s) are retained for 90 days only. This test report cannot be reproduced, except in full, without prior written permission of the Company. 除非另有說明，此報告結果僅對測試之樣品負責，同時此樣品僅保留90天。本報告未經本公司書面許可，不可部份複製。  
 This document is issued by the Company subject to its General Conditions of Service ([www.sgs.com/terms\\_and\\_conditions.htm](http://www.sgs.com/terms_and_conditions.htm)) and Terms and Conditions for Electronic Documents ([www.sgs.com/terms\\_e-document.htm](http://www.sgs.com/terms_e-document.htm)). Attention is drawn to the limitations of liability, indemnification and jurisdictional issues established therein. Even if printed this electronic document is to be treated as an original within the meaning of UCP 600 article 20b. The authenticity of this document may be verified at [www.sgonsite.com/authentication](http://www.sgonsite.com/authentication). Any holder of this document is advised that information contained hereon reflects the Company's findings at the time of its intervention only and within the limits of client's instructions, if any. The Company's sole responsibility is to its Client and this document does not exonerate parties to a transaction from exercising all their rights and obligations under the transaction documents.

## WCDMA B5

<b>Configuration 1:</b> Lap-held mode						
Frequency	Channel	MHz	Conducted Output Power (Average)	Measured(W/kg) 1g	Amb. Temp[°C]	Liquid Temp[°C]
WCDMA B5	4132	826.4	23.87dbm	0.014	22.1	21.7
	4183	836.6	23.63dbm	0.019	22.1	21.7
	4233	846.6	23.72dbm	0.018	22.1	21.7
<b>Configuration 2:</b> Tablet mode						
Frequency	Channel	MHz	Conducted Output Power (Average)	Measured(W/kg) 1g	Amb. Temp[°C]	Liquid Temp[°C]
WCDMA B5	4132	826.4	23.87dbm	0.067	22.1	21.7
	4183	836.6	23.63dbm	0.047	22.1	21.7
	4233	846.6	23.72dbm	0.055	22.1	21.7
<b>Configuration 3:</b> Primary portrait mode						
Frequency	Channel	MHz	Conducted Output Power (Average)	Measured(W/kg) 1g	Amb. Temp[°C]	Liquid Temp[°C]
WCDMA B5	4132	826.4	23.87dbm	0.351	22.1	21.7
	4183	836.6	23.63dbm	0.287	22.1	21.7
	4233	846.6	23.72dbm	0.286	22.1	21.7
<b>Configuration 4:</b> Secondary landscape mode.						
Frequency	Channel	MHz	Conducted Output Power (Average)	Measured(W/kg) 1g	Amb. Temp[°C]	Liquid Temp[°C]
WCDMA B2	4132	826.4	23.87dbm	0.556	22.1	21.7
	4183	836.6	23.63dbm	0.509	22.1	21.7
	4233	846.6	23.72dbm	0.513	22.1	21.7
<b>Configuration 6:</b> Primary Landscape mode.						
Frequency	Channel	MHz	Conducted Output Power (Average)	Measured(W/kg) 1g	Amb. Temp[°C]	Liquid Temp[°C]
WCDMA B2	4132	826.4	23.87dbm	0.049	22.1	21.7
	4183	836.6	23.63dbm	0.044	22.1	21.7
	4233	846.6	23.72dbm	0.042	22.1	21.7

Unless otherwise stated the results shown in this test report refer only to the sample(s) tested and such sample(s) are retained for 90 days only. This test report cannot be reproduced, except in full, without prior written permission of the Company. 除非另有說明，此報告結果僅對測試之樣品負責，同時此樣品僅保留90天。本報告未經本公司書面許可，不可部份複製。  
 This document is issued by the Company subject to its General Conditions of Service ([www.sgs.com/terms\\_and\\_conditions.htm](http://www.sgs.com/terms_and_conditions.htm)) and Terms and Conditions for Electronic Documents ([www.sgs.com/terms\\_e-document.htm](http://www.sgs.com/terms_e-document.htm)). Attention is drawn to the limitations of liability, indemnification and jurisdictional issues established therein. Even if printed this electronic document is to be treated as an original within the meaning of UCP 600 article 20b. The authenticity of this document may be verified at [www.sgonsite.com/authentication](http://www.sgonsite.com/authentication). Any holder of this document is advised that information contained hereon reflects the Company's findings at the time of its intervention only and within the limits of client's instructions, if any. The Company's sole responsibility is to its Client and this document does not exonerate parties to a transaction from exercising all their rights and obligations under the transaction documents.

## WCDMA B5\_HSDPA mode

Configuration 1: Lap-held mode						
Frequency	Channel	MHz	Conducted Output Power (Average)	Measured(W/kg) 1g	Amb. Temp[°C]	Liquid Temp[°C]
WCDMA B5	4132	826.4	24.09dbm	0.014	22.1	21.7
	4183	836.6	23.88dbm	0.018	22.1	21.7
	4233	846.6	23.91dbm	0.017	22.1	21.7
Configuration 2: Tablet mode						
Frequency	Channel	MHz	Conducted Output Power (Average)	Measured(W/kg) 1g	Amb. Temp[°C]	Liquid Temp[°C]
WCDMA B5	4132	826.4	24.09dbm	0.064	22.1	21.7
	4183	836.6	23.88dbm	0.043	22.1	21.7
	4233	846.6	23.91dbm	0.052	22.1	21.7
Configuration 3: Primary portrait mode						
Frequency	Channel	MHz	Conducted Output Power (Average)	Measured(W/kg) 1g	Amb. Temp[°C]	Liquid Temp[°C]
WCDMA B5	4132	826.4	24.09dbm	0.327	22.1	21.7
	4183	836.6	23.88dbm	0.271	22.1	21.7
	4233	846.6	23.91dbm	0.267	22.1	21.7
Configuration 4: Secondary landscape mode.						
Frequency	Channel	MHz	Conducted Output Power (Average)	Measured(W/kg) 1g	Amb. Temp[°C]	Liquid Temp[°C]
WCDMA B2	4132	826.4	23.87dbm	0.490	22.1	21.7
	4183	836.6	23.63dbm	0.487	22.1	21.7
	4233	846.6	23.72dbm	0.472	22.1	21.7
Configuration 6: Primary Landscape mode.						
Frequency	Channel	MHz	Conducted Output Power (Average)	Measured(W/kg) 1g	Amb. Temp[°C]	Liquid Temp[°C]
WCDMA B2	4132	826.4	23.87dbm	0.045	22.1	21.7
	4183	836.6	23.63dbm	0.042	22.1	21.7
	4233	846.6	23.72dbm	0.039	22.1	21.7

Unless otherwise stated the results shown in this test report refer only to the sample(s) tested and such sample(s) are retained for 90 days only. This test report cannot be reproduced, except in full, without prior written permission of the Company. 除非另有說明，此報告結果僅對測試之樣品負責，同時此樣品僅保留90天。本報告未經本公司書面許可，不可部份複製。  
 This document is issued by the Company subject to its General Conditions of Service ([www.sgs.com/terms\\_and\\_conditions.htm](http://www.sgs.com/terms_and_conditions.htm)) and Terms and Conditions for Electronic Documents ([www.sgs.com/terms\\_e-document.htm](http://www.sgs.com/terms_e-document.htm)). Attention is drawn to the limitations of liability, indemnification and jurisdictional issues established therein. Even if printed this electronic document is to be treated as an original within the meaning of UCP 600 article 20b. The authenticity of this document may be verified at [www.sgonsite.com/authentication](http://www.sgonsite.com/authentication). Any holder of this document is advised that information contained hereon reflects the Company's findings at the time of its intervention only and within the limits of client's instructions, if any. The Company's sole responsibility is to its Client and this document does not exonerate parties to a transaction from exercising all their rights and obligations under the transaction documents.

## WCDMA B5\_HSUPA mode

Configuration 1: Lap-held mode						
Frequency	Channel	MHz	Conducted Output Power (Average)	Measured(W/kg) 1g	Amb. Temp[°C]	Liquid Temp[°C]
WCDMA B5	4132	826.4	23.69dbm	0.012	22.1	21.7
	4183	836.6	23.39dbm	0.019	22.1	21.7
	4233	846.6	23.53dbm	0.018	22.1	21.7
Configuration 2: Tablet mode						
Frequency	Channel	MHz	Conducted Output Power (Average)	Measured(W/kg) 1g	Amb. Temp[°C]	Liquid Temp[°C]
WCDMA B5	4132	826.4	23.69dbm	0.058	22.1	21.7
	4183	836.6	23.39dbm	0.040	22.1	21.7
	4233	846.6	23.53dbm	0.049	22.1	21.7
Configuration 3: Primary portrait mode						
Frequency	Channel	MHz	Conducted Output Power (Average)	Measured(W/kg) 1g	Amb. Temp[°C]	Liquid Temp[°C]
WCDMA B5	4132	826.4	23.69dbm	0.295	22.1	21.7
	4183	836.6	23.39dbm	0.242	22.1	21.7
	4233	846.6	23.53dbm	0.240	22.1	21.7
Configuration 4: Secondary landscape mode.						
Frequency	Channel	MHz	Conducted Output Power (Average)	Measured(W/kg) 1g	Amb. Temp[°C]	Liquid Temp[°C]
WCDMA B2	4132	826.4	23.87dbm	0.444	22.1	21.7
	4183	836.6	23.63dbm	0.435	22.1	21.7
	4233	846.6	23.72dbm	0.428	22.1	21.7
Configuration 6: Primary Landscape mode.						
Frequency	Channel	MHz	Conducted Output Power (Average)	Measured(W/kg) 1g	Amb. Temp[°C]	Liquid Temp[°C]
WCDMA B2	4132	826.4	23.87dbm	0.043	22.1	21.7
	4183	836.6	23.63dbm	0.038	22.1	21.7
	4233	846.6	23.72dbm	0.035	22.1	21.7

Unless otherwise stated the results shown in this test report refer only to the sample(s) tested and such sample(s) are retained for 90 days only. This test report cannot be reproduced, except in full, without prior written permission of the Company. 除非另有說明，此報告結果僅對測試之樣品負責，同時此樣品僅保留90天。本報告未經本公司書面許可，不可部份複製。  
 This document is issued by the Company subject to its General Conditions of Service ([www.sgs.com/terms\\_and\\_conditions.htm](http://www.sgs.com/terms_and_conditions.htm)) and Terms and Conditions for Electronic Documents ([www.sgs.com/terms\\_e-document.htm](http://www.sgs.com/terms_e-document.htm)). Attention is drawn to the limitations of liability, indemnification and jurisdictional issues established therein. Even if printed this electronic document is to be treated as an original within the meaning of UCP 600 article 20b. The authenticity of this document may be verified at [www.sgonsite.com/authentication](http://www.sgonsite.com/authentication). Any holder of this document is advised that information contained hereon reflects the Company's findings at the time of its intervention only and within the limits of client's instructions, if any. The Company's sole responsibility is to its Client and this document does not exonerate parties to a transaction from exercising all their rights and obligations under the transaction documents.



### 3. Instruments List

Manufacturer	Device	Type	Serial number	Date of last calibration
Schmid & Partner Engineering AG	Dosimetric E-Field Probe	EX3DV3	3526	Aug.26.2009
Schmid & Partner Engineering AG	835/1900/2450 MHz System Validation Dipole	D835V2 D1900V2	4d063 5d027	Apr.22.2009 Apr.27.2009
Schmid & Partner Engineering AG	Data acquisition Electronics	DAE4	547	Jan.20.2009
Schmid & Partner Engineering AG	Software	DASY 4 V4.7 Build 80	N/A	Calibration not required
Schmid & Partner Engineering AG	Phantom	SAM	N/A	Calibration not required
Agilent	Network Analyzer	8753D	3410A05547	Mar.31.2009
Agilent	Dielectric Probe Kit	85070D	US01440168	Calibration not required
Agilent	Dual-directional coupler	778D	50313	Aug.26.2009
Agilent	RF Signal Generator	8648D	3847M00432	May.25.2009
Agilent	Power Sensor	U2001B	MY48100169	Apr.23.2009
R&S	Radio Communication Test	CMU200	109326	Mar.17.2009

Unless otherwise stated the results shown in this test report refer only to the sample(s) tested and such sample(s) are retained for 90 days only. This test report cannot be reproduced, except in full, without prior written permission of the Company. 除非另有說明，此報告結果僅對測試之樣品負責，同時此樣品僅保留90天。本報告未經本公司書面許可，不可部份複製。  
 This document is issued by the Company subject to its General Conditions of Service ([www.sgs.com/terms\\_and\\_conditions.htm](http://www.sgs.com/terms_and_conditions.htm)) and Terms and Conditions for Electronic Documents ([www.sgs.com/terms\\_e-document.htm](http://www.sgs.com/terms_e-document.htm)). Attention is drawn to the limitations of liability, indemnification and jurisdictional issues established therein. Even if printed this electronic document is to be treated as an original within the meaning of UCP 600 article 20b. The authenticity of this document may be verified at [www.sgs.com/authentication](http://www.sgs.com/authentication). Any holder of this document is advised that information contained hereon reflects the Company's findings at the time of its intervention only and within the limits of client's instructions, if any. The Company's sole responsibility is to its Client and this document does not exonerate parties to a transaction from exercising all their rights and obligations under the transaction documents.



## 4. Measurements

Date/Time: 2009/11/10 00:53:39

### Configuration 1\_CH128

DUT: IdeaPad S10-3t;

Communication System: GSM 850; Frequency: 824.2 MHz; Duty Cycle: 1:4  
 Medium: Muscle 900 MHz Medium parameters used (interpolated):  $f = 824.2 \text{ MHz}$ ;  $\sigma = 0.96 \text{ mho/m}$ ;  $\epsilon_r = 54.9$ ;  $\rho = 1000 \text{ kg/m}^3$   
 Phantom section: Flat Section

DASY4 Configuration:

- Probe: EX3DV3 - SN3526; ConvF(10.88, 10.88, 10.88); Calibrated: 2009/8/26
- Sensor-Surface: 4mm (Mechanical Surface Detection)
- Electronics: DAE4 Sn547; Calibrated: 2009/1/20
- Phantom: SAM1; Type: SAM 4.0; Serial: TP:1419
- Measurement SW: DASY4, V4.7 Build 80; Postprocessing SW: SEMCAD, V1.8 Build 186

**body/Area Scan (71x71x1):** Measurement grid: dx=15mm, dy=15mm

Maximum value of SAR (interpolated) = 0.021 mW/g


**body/Zoom Scan (5x5x7)/Cube 0:** Measurement grid: dx=8mm, dy=8mm, dz=5mm

Reference Value = 3.69 V/m; Power Drift = 0.126 dB

Peak SAR (extrapolated) = 0.029 W/kg

**SAR(1 g) = 0.020 mW/g; SAR(10 g) = 0.014 mW/g**

Maximum value of SAR (measured) = 0.022 mW/g



0 dB = 0.022mW/g

Unless otherwise stated the results shown in this test report refer only to the sample(s) tested and such sample(s) are retained for 90 days only. This test report cannot be reproduced, except in full, without prior written permission of the Company. 除非另有說明，此報告結果僅對測試之樣品負責，同時此樣品僅保留90天。本報告未經本公司書面許可，不可部份複製。  
 This document is issued by the Company subject to its General Conditions of Service ([www.sgs.com/terms\\_and\\_conditions.htm](http://www.sgs.com/terms_and_conditions.htm)) and Terms and Conditions for Electronic Documents ([www.sgs.com/terms\\_e-document.htm](http://www.sgs.com/terms_e-document.htm)). Attention is drawn to the limitations of liability, indemnification and jurisdictional issues established therein. Even if printed this electronic document is to be treated as an original within the meaning of UCP 600 article 20b. The authenticity of this document may be verified at [www.sgsonsite.com/authentication](http://www.sgsonsite.com/authentication). Any holder of this document is advised that information contained hereon reflects the Company's findings at the time of its intervention only and within the limits of client's instructions, if any. The Company's sole responsibility is to its Client and this document does not exonerate parties to a transaction from exercising all their rights and obligations under the transaction documents.

## Configuration 1\_CH190

DUT: IdeaPad S10-3t;

Communication System: GSM 850; Frequency: 836.6 MHz; Duty Cycle: 1:4  
 Medium: Muscle 900 MHz Medium parameters used:  $f = 837 \text{ MHz}$ ;  $\sigma = 0.971 \text{ mho/m}$ ;  $\epsilon_r = 54.8$ ;  $\rho = 1000 \text{ kg/m}^3$   
 Phantom section: Flat Section

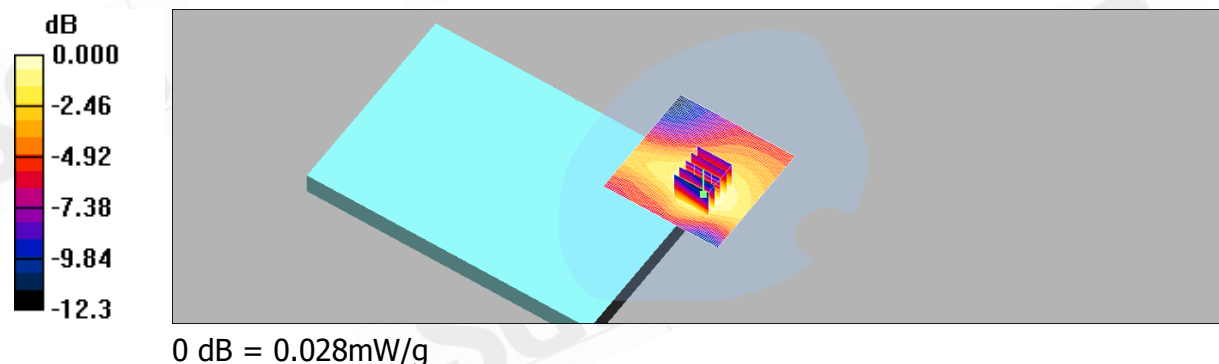
DASY4 Configuration:

- Probe: EX3DV3 - SN3526; ConvF(10.88, 10.88, 10.88); Calibrated: 2009/8/26
- Sensor-Surface: 4mm (Mechanical Surface Detection)
- Electronics: DAE4 Sn547; Calibrated: 2009/1/20
- Phantom: SAM1; Type: SAM 4.0; Serial: TP:1419
- Measurement SW: DASY4, V4.7 Build 80; Postprocessing SW: SEMCAD, V1.8 Build 186

**body/Area Scan (71x71x1):** Measurement grid:  $dx=15\text{mm}$ ,  $dy=15\text{mm}$   
 Maximum value of SAR (interpolated) = 0.028 mW/g

**body/Zoom Scan (5x5x7)/Cube 0:** Measurement grid:  $dx=8\text{mm}$ ,  $dy=8\text{mm}$ ,  
 $dz=5\text{mm}$   
 Reference Value = 4.35 V/m; Power Drift = -0.032 dB  
 Peak SAR (extrapolated) = 0.037 W/kg

**SAR(1 g) = 0.026 mW/g; SAR(10 g) = 0.018 mW/g**  
 Maximum value of SAR (measured) = 0.028 mW/g



Unless otherwise stated the results shown in this test report refer only to the sample(s) tested and such sample(s) are retained for 90 days only. This test report cannot be reproduced, except in full, without prior written permission of the Company. 除非另有說明，此報告結果僅對測試之樣品負責，同時此樣品僅保留90天。本報告未經本公司書面許可，不可部份複製。  
 This document is issued by the Company subject to its General Conditions of Service ([www.sgs.com/terms\\_and\\_conditions.htm](http://www.sgs.com/terms_and_conditions.htm)) and Terms and Conditions for Electronic Documents ([www.sgs.com/terms\\_e-document.htm](http://www.sgs.com/terms_e-document.htm)). Attention is drawn to the limitations of liability, indemnification and jurisdictional issues established therein. Even if printed this electronic document is to be treated as an original within the meaning of UCP 600 article 20b. The authenticity of this document may be verified at [www.sgsonsite.com/authentication](http://www.sgsonsite.com/authentication). Any holder of this document is advised that information contained hereon reflects the Company's findings at the time of its intervention only and within the limits of client's instructions, if any. The Company's sole responsibility is to its Client and this document does not exonerate parties to a transaction from exercising all their rights and obligations under the transaction documents.

## Configuration 1\_CH251

DUT: IdeaPad S10-3t;

Communication System: GSM 850; Frequency: 848.8 MHz; Duty Cycle: 1:4

Medium: Muscle 900 MHz Medium parameters used:  $f = 849 \text{ MHz}$ ;  $\sigma = 0.984 \text{ mho/m}$ ;  $\epsilon_r = 54.6$ ;  $\rho = 1000 \text{ kg/m}^3$

Phantom section: Flat Section

DASY4 Configuration:

- Probe: EX3DV3 - SN3526; ConvF(10.88, 10.88, 10.88); Calibrated: 2009/8/26
- Sensor-Surface: 4mm (Mechanical Surface Detection)
- Electronics: DAE4 Sn547; Calibrated: 2009/1/20
- Phantom: SAM1; Type: SAM 4.0; Serial: TP:1419
- Measurement SW: DASY4, V4.7 Build 80; Postprocessing SW: SEMCAD, V1.8 Build 186

**body/Area Scan (71x71x1):** Measurement grid:  $dx=15\text{mm}$ ,  $dy=15\text{mm}$

Maximum value of SAR (interpolated) = 0.036 mW/g

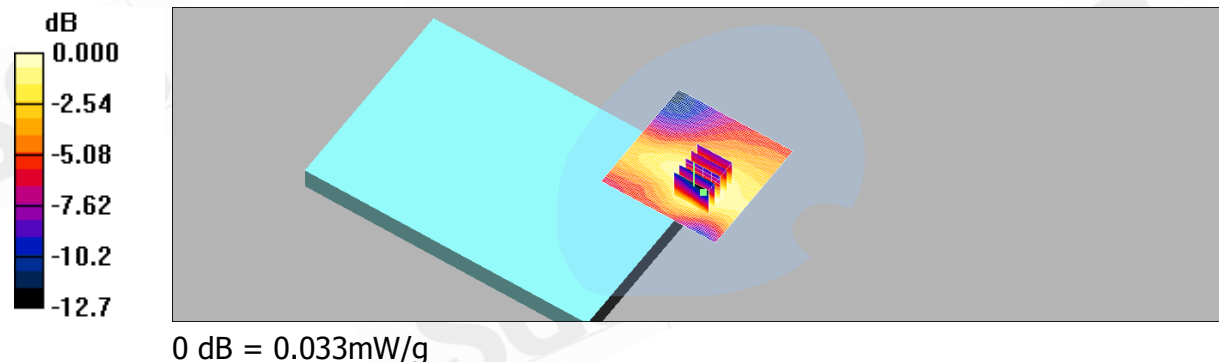
**body/Zoom Scan (5x5x7)/Cube 0:** Measurement grid:  $dx=8\text{mm}$ ,  $dy=8\text{mm}$ ,  $dz=5\text{mm}$

Reference Value = 5.10 V/m; Power Drift = -0.162 dB

Peak SAR (extrapolated) = 0.042 W/kg

**SAR(1 g) = 0.031 mW/g; SAR(10 g) = 0.021 mW/g**

Maximum value of SAR (measured) = 0.033 mW/g



## Configuration 2\_CH128

DUT: IdeaPad S10-3t;

Communication System: GSM 850; Frequency: 824.2 MHz; Duty Cycle: 1:4

Medium: Muscle 900 MHz Medium parameters used (interpolated):  $f = 824.2 \text{ MHz}$ ;  $\sigma = 0.96 \text{ mho/m}$ ;  $\epsilon_r = 54.9$ ;  $\rho = 1000 \text{ kg/m}^3$

Phantom section: Flat Section

DASY4 Configuration:

- Probe: EX3DV3 - SN3526; ConvF(10.88, 10.88, 10.88); Calibrated: 2009/8/26
- Sensor-Surface: 4mm (Mechanical Surface Detection)
- Electronics: DAE4 Sn547; Calibrated: 2009/1/20
- Phantom: SAM1; Type: SAM 4.0; Serial: TP:1419
- Measurement SW: DASY4, V4.7 Build 80; Postprocessing SW: SEMCAD, V1.8 Build 186

**body/Area Scan (71x81x1):** Measurement grid:  $dx=15\text{mm}$ ,  $dy=15\text{mm}$

Maximum value of SAR (interpolated) = 0.359 mW/g

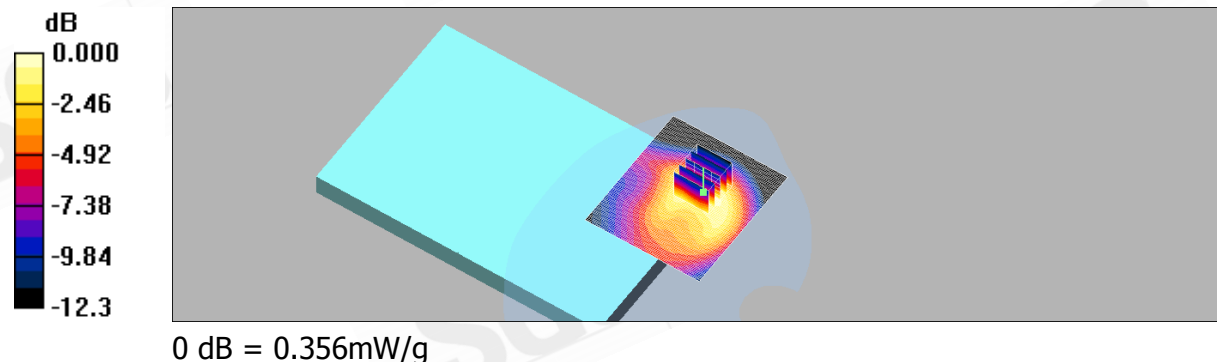
**body/Zoom Scan (5x5x7)/Cube 0:** Measurement grid:  $dx=8\text{mm}$ ,  $dy=8\text{mm}$ ,  $dz=5\text{mm}$

Reference Value = 10.9 V/m; Power Drift = -0.009 dB

Peak SAR (extrapolated) = 0.525 W/kg

**SAR(1 g) = 0.330 mW/g; SAR(10 g) = 0.205 mW/g**

Maximum value of SAR (measured) = 0.356 mW/g



## Configuration 2\_CH190

DUT: IdeaPad S10-3t;

Communication System: GSM 850; Frequency: 836.6 MHz; Duty Cycle: 1:4  
 Medium: Muscle 900 MHz Medium parameters used:  $f = 837 \text{ MHz}$ ;  $\sigma = 0.971 \text{ mho/m}$ ;  $\epsilon_r = 54.8$ ;  $\rho = 1000 \text{ kg/m}^3$   
 Phantom section: Flat Section

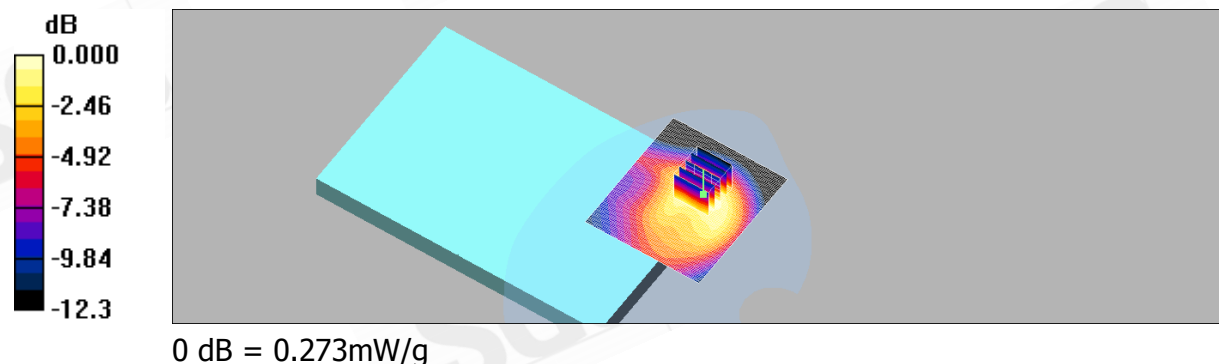
DASY4 Configuration:

- Probe: EX3DV3 - SN3526; ConvF(10.88, 10.88, 10.88); Calibrated: 2009/8/26
- Sensor-Surface: 4mm (Mechanical Surface Detection)
- Electronics: DAE4 Sn547; Calibrated: 2009/1/20
- Phantom: SAM1; Type: SAM 4.0; Serial: TP:1419
- Measurement SW: DASY4, V4.7 Build 80; Postprocessing SW: SEMCAD, V1.8 Build 186

**body/Area Scan (71x81x1):** Measurement grid:  $dx=15\text{mm}$ ,  $dy=15\text{mm}$   
 Maximum value of SAR (interpolated) = 0.277 mW/g

**body/Zoom Scan (5x5x7)/Cube 0:** Measurement grid:  $dx=8\text{mm}$ ,  $dy=8\text{mm}$ ,  
 $dz=5\text{mm}$   
 Reference Value = 9.98 V/m; Power Drift = 0.004 dB  
 Peak SAR (extrapolated) = 0.404 W/kg

**SAR(1 g) = 0.253 mW/g; SAR(10 g) = 0.158 mW/g**  
 Maximum value of SAR (measured) = 0.273 mW/g



Unless otherwise stated the results shown in this test report refer only to the sample(s) tested and such sample(s) are retained for 90 days only. This test report cannot be reproduced, except in full, without prior written permission of the Company. 除非另有說明，此報告結果僅對測試之樣品負責，同時此樣品僅保留90天。本報告未經本公司書面許可，不可部份複製。  
 This document is issued by the Company subject to its General Conditions of Service ([www.sgs.com/terms\\_and\\_conditions.htm](http://www.sgs.com/terms_and_conditions.htm)) and Terms and Conditions for Electronic Documents ([www.sgs.com/terms\\_e-document.htm](http://www.sgs.com/terms_e-document.htm)). Attention is drawn to the limitations of liability, indemnification and jurisdictional issues established therein. Even if printed this electronic document is to be treated as an original within the meaning of UCP 600 article 20b. The authenticity of this document may be verified at [www.sgonsite.com/authentication](http://www.sgonsite.com/authentication). Any holder of this document is advised that information contained hereon reflects the Company's findings at the time of its intervention only and within the limits of client's instructions, if any. The Company's sole responsibility is to its Client and this document does not exonerate parties to a transaction from exercising all their rights and obligations under the transaction documents.



## Configuration 2\_CH251

DUT: IdeaPad S10-3t;

Communication System: GSM 850; Frequency: 848.8 MHz; Duty Cycle: 1:4

Medium: Muscle 900 MHz Medium parameters used:  $f = 849 \text{ MHz}$ ;  $\sigma = 0.984 \text{ mho/m}$ ;  $\epsilon_r = 54.6$ ;  $\rho = 1000 \text{ kg/m}^3$

Phantom section: Flat Section

DASY4 Configuration:

- Probe: EX3DV3 - SN3526; ConvF(10.88, 10.88, 10.88); Calibrated: 2009/8/26
- Sensor-Surface: 4mm (Mechanical Surface Detection)
- Electronics: DAE4 Sn547; Calibrated: 2009/1/20
- Phantom: SAM1; Type: SAM 4.0; Serial: TP:1419
- Measurement SW: DASY4, V4.7 Build 80; Postprocessing SW: SEMCAD, V1.8 Build 186

**body/Area Scan (71x81x1):** Measurement grid:  $dx=15\text{mm}$ ,  $dy=15\text{mm}$

Maximum value of SAR (interpolated) = 0.252 mW/g

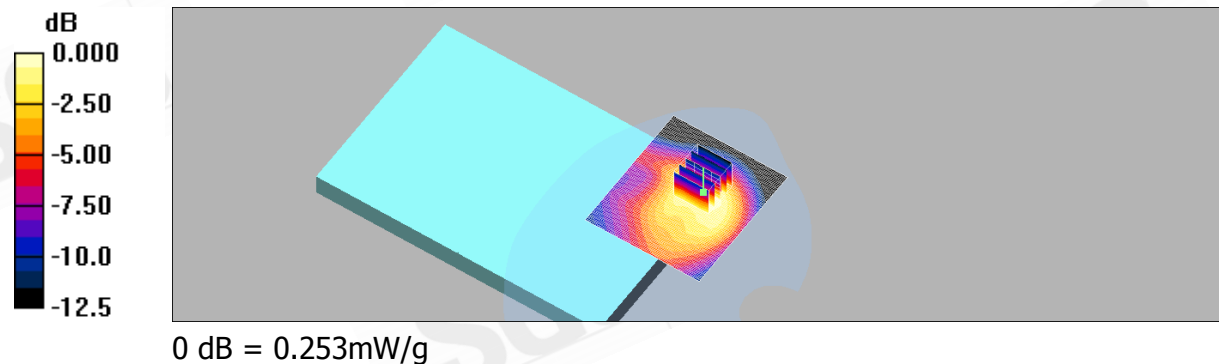
**body/Zoom Scan (5x5x7)/Cube 0:** Measurement grid:  $dx=8\text{mm}$ ,  $dy=8\text{mm}$ ,  $dz=5\text{mm}$

Reference Value = 9.89 V/m; Power Drift = -0.043 dB

Peak SAR (extrapolated) = 0.379 W/kg

**SAR(1 g) = 0.232 mW/g; SAR(10 g) = 0.145 mW/g**

Maximum value of SAR (measured) = 0.253 mW/g





## Configuration 3\_CH128

DUT: IdeaPad S10-3t;

Communication System: GSM 850; Frequency: 824.2 MHz; Duty Cycle: 1:4  
 Medium: Muscle 900 MHz Medium parameters used (interpolated):  $f = 824.2 \text{ MHz}$ ;  $\sigma = 0.96 \text{ mho/m}$ ;  $\epsilon_r = 54.9$ ;  $\rho = 1000 \text{ kg/m}^3$   
 Phantom section: Flat Section

**body/Area Scan (81x71x1):** Measurement grid:  $dx=15\text{mm}$ ,  $dy=15\text{mm}$

Maximum value of SAR (interpolated) = 0.825 mW/g

**body/Zoom Scan (5x5x7)/Cube 0:** Measurement grid:  $dx=8\text{mm}$ ,  $dy=8\text{mm}$ ,  $dz=5\text{mm}$

Reference Value = 26.8 V/m; Power Drift = -0.031 dB

Peak SAR (extrapolated) = 1.18 W/kg

**SAR(1 g) = 0.718 mW/g; SAR(10 g) = 0.449 mW/g**

Maximum value of SAR (measured) = 0.785 mW/g

**body/Zoom Scan (5x5x7)/Cube 1:** Measurement grid:  $dx=8\text{mm}$ ,  $dy=8\text{mm}$ ,  $dz=5\text{mm}$

Reference Value = 26.8 V/m; Power Drift = -0.031 dB

Peak SAR (extrapolated) = 0.990 W/kg

**SAR(1 g) = 0.703 mW/g; SAR(10 g) = 0.494 mW/g**

Maximum value of SAR (measured) = 0.748 mW/g

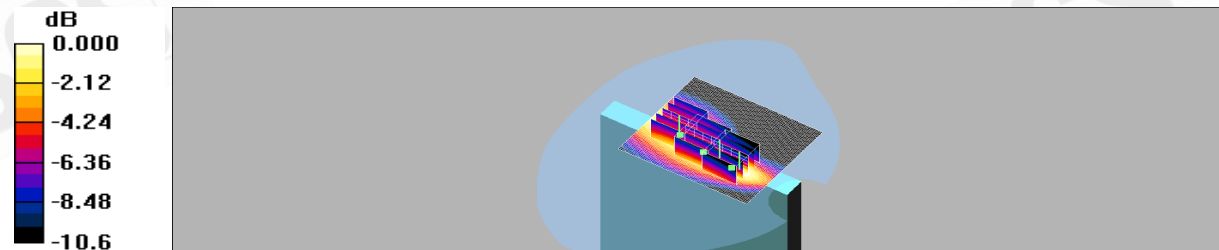
**body/Zoom Scan (5x5x7)/Cube 2:** Measurement grid:  $dx=8\text{mm}$ ,  $dy=8\text{mm}$ ,  $dz=5\text{mm}$

Reference Value = 26.8 V/m; Power Drift = -0.031 dB

Peak SAR (extrapolated) = 1.12 W/kg

**SAR(1 g) = 0.700 mW/g; SAR(10 g) = 0.471 mW/g**

Maximum value of SAR (measured) = 0.761 mW/g



0 dB = 0.761mW/g

Unless otherwise stated the results shown in this test report refer only to the sample(s) tested and such sample(s) are retained for 90 days only. This test report cannot be reproduced, except in full, without prior written permission of the Company. 除非另有說明，此報告結果僅對測試之樣品負責，同時此樣品僅保留90天。本報告未經本公司書面許可，不可部份複製。  
 This document is issued by the Company subject to its General Conditions of Service ([www.sgs.com/terms\\_and\\_conditions.htm](http://www.sgs.com/terms_and_conditions.htm)) and Terms and Conditions for Electronic Documents ([www.sgs.com/terms\\_e-document.htm](http://www.sgs.com/terms_e-document.htm)). Attention is drawn to the limitations of liability, indemnification and jurisdictional issues established therein. Even if printed this electronic document is to be treated as an original within the meaning of UCP 600 article 20b. The authenticity of this document may be verified at [www.sgsonsite.com/authentication](http://www.sgsonsite.com/authentication). Any holder of this document is advised that information contained hereon reflects the Company's findings at the time of its intervention only and within the limits of client's instructions, if any. The Company's sole responsibility is to its Client and this document does not exonerate parties to a transaction from exercising all their rights and obligations under the transaction documents.

## Configuration 3\_CH190

DUT: IdeaPad S10-3t;

Communication System: GSM 850; Frequency: 836.6 MHz; Duty Cycle: 1:4

Medium: Muscle 900 MHz Medium parameters used:  $f = 837 \text{ MHz}$ ;  $\sigma = 0.971 \text{ mho/m}$ ;  $\epsilon_r = 54.8$ ;  $\rho = 1000 \text{ kg/m}^3$

Phantom section: Flat Section

**body/Area Scan (81x71x1):** Measurement grid:  $dx=15\text{mm}$ ,  $dy=15\text{mm}$

Maximum value of SAR (interpolated) = 0.574 mW/g

**body/Zoom Scan (5x5x7)/Cube 0:** Measurement grid:  $dx=8\text{mm}$ ,  $dy=8\text{mm}$ ,  $dz=5\text{mm}$

Reference Value = 22.5 V/m; Power Drift = 0.067 dB

Peak SAR (extrapolated) = 0.740 W/kg

**SAR(1 g) = 0.533 mW/g; SAR(10 g) = 0.373 mW/g**

Maximum value of SAR (measured) = 0.567 mW/g

**body/Zoom Scan (5x5x7)/Cube 1:** Measurement grid:  $dx=8\text{mm}$ ,  $dy=8\text{mm}$ ,  $dz=5\text{mm}$

Reference Value = 22.5 V/m; Power Drift = 0.067 dB

Peak SAR (extrapolated) = 0.834 W/kg

**SAR(1 g) = 0.501 mW/g; SAR(10 g) = 0.315 mW/g**

Maximum value of SAR (measured) = 0.549 mW/g

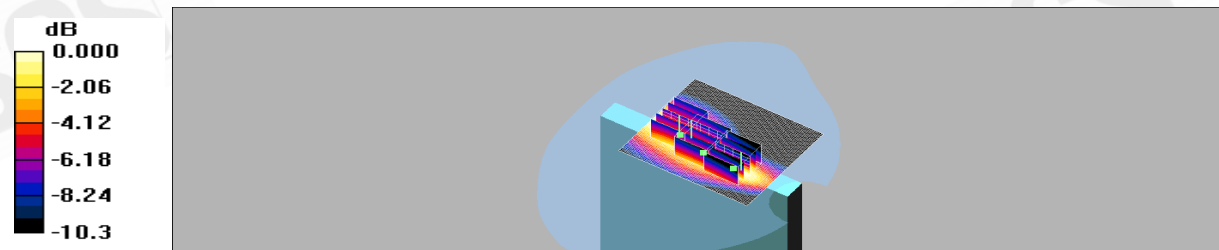
**body/Zoom Scan (5x5x7)/Cube 2:** Measurement grid:  $dx=8\text{mm}$ ,  $dy=8\text{mm}$ ,  $dz=5\text{mm}$

Reference Value = 22.5 V/m; Power Drift = 0.067 dB

Peak SAR (extrapolated) = 0.796 W/kg

**SAR(1 g) = 0.513 mW/g; SAR(10 g) = 0.351 mW/g**

Maximum value of SAR (measured) = 0.545 mW/g



0 dB = 0.545mW/g

## Configuration 3\_CH251

DUT: IdeaPad S10-3t;

Communication System: GSM 850; Frequency: 848.8 MHz; Duty Cycle: 1:4

Medium: Muscle 900 MHz Medium parameters used:  $f = 849 \text{ MHz}$ ;  $\sigma = 0.984 \text{ mho/m}$ ;  $\epsilon_r = 54.6$ ;  $\rho = 1000 \text{ kg/m}^3$

Phantom section: Flat Section

DASY4 Configuration:

- Probe: EX3DV3 - SN3526; ConvF(10.88, 10.88, 10.88); Calibrated: 2009/8/26
- Sensor-Surface: 4mm (Mechanical Surface Detection)
- Electronics: DAE4 Sn547; Calibrated: 2009/1/20
- Phantom: SAM1; Type: SAM 4.0; Serial: TP:1419
- Measurement SW: DASY4, V4.7 Build 80; Postprocessing SW: SEMCAD, V1.8 Build 186

**body/Area Scan (81x71x1):** Measurement grid:  $dx=15\text{mm}$ ,  $dy=15\text{mm}$

Maximum value of SAR (interpolated) = 0.480 mW/g

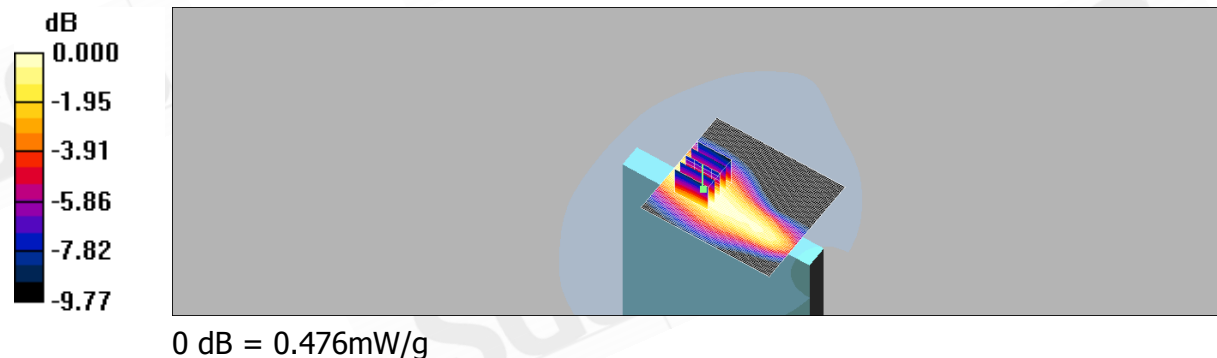
**body/Zoom Scan (5x5x7)/Cube 0:** Measurement grid:  $dx=8\text{mm}$ ,  $dy=8\text{mm}$ ,  $dz=5\text{mm}$

Reference Value = 20.2 V/m; Power Drift = 0.018 dB

Peak SAR (extrapolated) = 0.625 W/kg

**SAR(1 g) = 0.446 mW/g; SAR(10 g) = 0.310 mW/g**

Maximum value of SAR (measured) = 0.476 mW/g



## Configuration 4\_CH128

DUT: IdeaPad S10-3t;

Communication System: GSM 850; Frequency: 824.2 MHz; Duty Cycle: 1:4

Medium: Muscle 900 MHz Medium parameters used (interpolated):  $f = 824.2 \text{ MHz}$ ;  $\sigma = 0.98 \text{ mho/m}$ ;  $\epsilon_r = 55.7$ ;  $\rho = 1000 \text{ kg/m}^3$

Phantom section: Flat Section

DASY4 Configuration:

- Probe: EX3DV3 - SN3526; ConvF(10.88, 10.88, 10.88); Calibrated: 2009/8/26
- Sensor-Surface: 4mm (Mechanical Surface Detection)
- Electronics: DAE4 Sn547; Calibrated: 2009/1/20
- Phantom: SAM1; Type: SAM 4.0; Serial: TP:1419
- Measurement SW: DASY4, V4.7 Build 80; Postprocessing SW: SEMCAD, V1.8 Build 186

**body/Area Scan (61x61x1):** Measurement grid: dx=15mm, dy=15mm

Maximum value of SAR (interpolated) = 1.32 mW/g

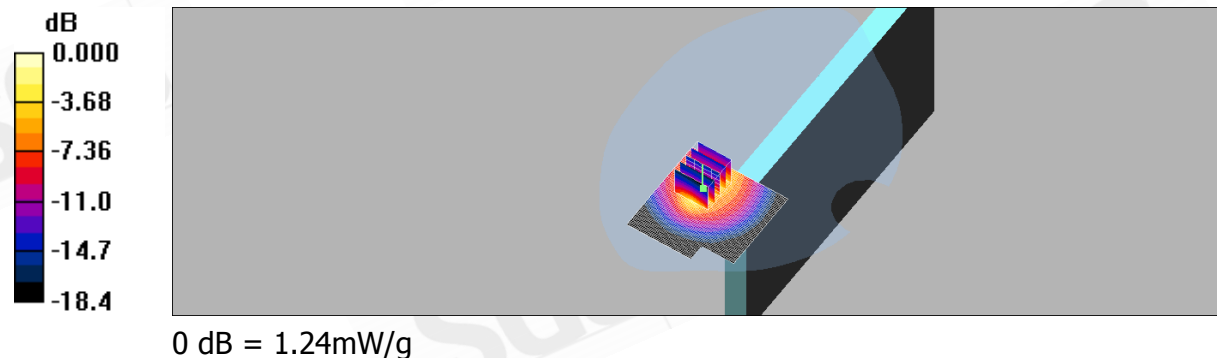
**body/Zoom Scan (5x5x7)/Cube 0:** Measurement grid: dx=8mm, dy=8mm, dz=5mm

Reference Value = 14.6 V/m; Power Drift = -0.023 dB

Peak SAR (extrapolated) = 3.02 W/kg

**SAR(1 g) = 1.05 mW/g; SAR(10 g) = 0.463 mW/g**

Maximum value of SAR (measured) = 1.24 mW/g



## Configuration 4\_CH190

DUT: IdeaPad S10-3t;

Communication System: GSM 850; Frequency: 836.6 MHz; Duty Cycle: 1:4  
 Medium: Muscle 900 MHz Medium parameters used:  $f = 837 \text{ MHz}$ ;  $\sigma = 0.992 \text{ mho/m}$ ;  $\epsilon_r = 55.5$ ;  $\rho = 1000 \text{ kg/m}^3$   
 Phantom section: Flat Section

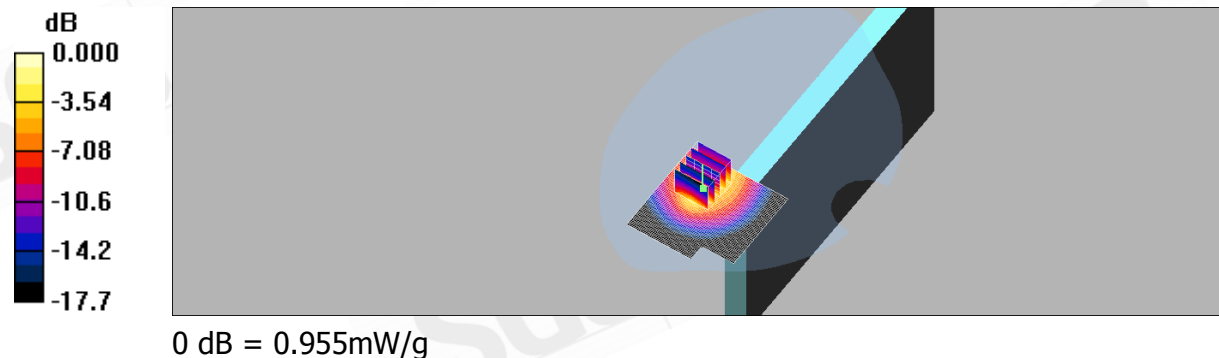
DASY4 Configuration:

- Probe: EX3DV3 - SN3526; ConvF(10.88, 10.88, 10.88); Calibrated: 2009/8/26
- Sensor-Surface: 4mm (Mechanical Surface Detection)
- Electronics: DAE4 Sn547; Calibrated: 2009/1/20
- Phantom: SAM1; Type: SAM 4.0; Serial: TP:1419
- Measurement SW: DASY4, V4.7 Build 80; Postprocessing SW: SEMCAD, V1.8 Build 186

**body/Area Scan (61x61x1):** Measurement grid:  $dx=15\text{mm}$ ,  $dy=15\text{mm}$   
 Maximum value of SAR (interpolated) = 1.01 mW/g

**body/Zoom Scan (5x5x7)/Cube 0:** Measurement grid:  $dx=8\text{mm}$ ,  $dy=8\text{mm}$ ,  
 $dz=5\text{mm}$   
 Reference Value = 13.9 V/m; Power Drift = 0.124 dB  
 Peak SAR (extrapolated) = 2.26 W/kg

**SAR(1 g) = 0.818 mW/g; SAR(10 g) = 0.384 mW/g**  
 Maximum value of SAR (measured) = 0.955 mW/g





## Configuration 4\_CH251

DUT: IdeaPad S10-3t;

Communication System: GSM 850; Frequency: 848.8 MHz; Duty Cycle: 1:4  
 Medium: Muscle 900 MHz Medium parameters used:  $f = 849 \text{ MHz}$ ;  $\sigma = 1.01 \text{ mho/m}$ ;  $\epsilon_r = 55.5$ ;  $\rho = 1000 \text{ kg/m}^3$   
 Phantom section: Flat Section

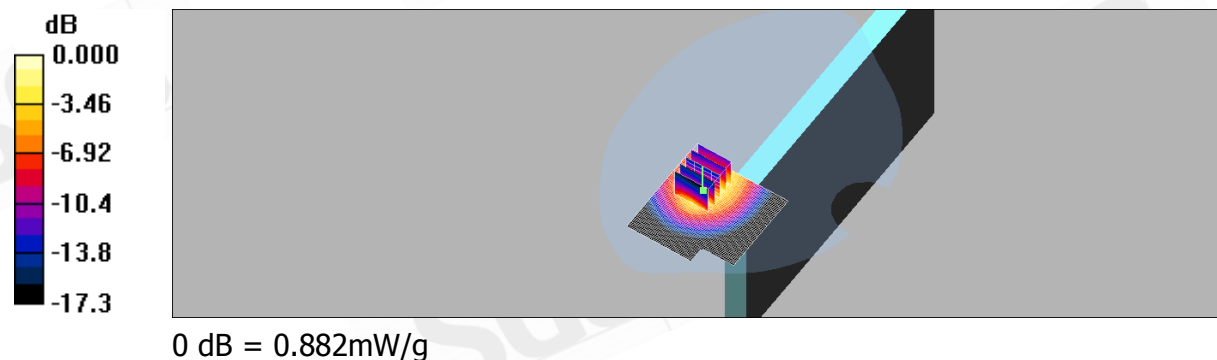
DASY4 Configuration:

- Probe: EX3DV3 - SN3526; ConvF(10.88, 10.88, 10.88); Calibrated: 2009/8/26
- Sensor-Surface: 4mm (Mechanical Surface Detection)
- Electronics: DAE4 Sn547; Calibrated: 2009/1/20
- Phantom: SAM1; Type: SAM 4.0; Serial: TP:1419
- Measurement SW: DASY4, V4.7 Build 80; Postprocessing SW: SEMCAD, V1.8 Build 186

**body/Area Scan (61x61x1):** Measurement grid:  $dx=15\text{mm}$ ,  $dy=15\text{mm}$   
 Maximum value of SAR (interpolated) = 0.919 mW/g

**body/Zoom Scan (5x5x7)/Cube 0:** Measurement grid:  $dx=8\text{mm}$ ,  $dy=8\text{mm}$ ,  
 $dz=5\text{mm}$   
 Reference Value = 14.3 V/m; Power Drift = 0.111 dB  
 Peak SAR (extrapolated) = 2.05 W/kg

**SAR(1 g) = 0.759 mW/g; SAR(10 g) = 0.377 mW/g**  
 Maximum value of SAR (measured) = 0.882 mW/g



Unless otherwise stated the results shown in this test report refer only to the sample(s) tested and such sample(s) are retained for 90 days only. This test report cannot be reproduced, except in full, without prior written permission of the Company. 除非另有說明，此報告結果僅對測試之樣品負責，同時此樣品僅保留90天。本報告未經本公司書面許可，不可部份複製。  
 This document is issued by the Company subject to its General Conditions of Service ([www.sgs.com/terms\\_and\\_conditions.htm](http://www.sgs.com/terms_and_conditions.htm)) and Terms and Conditions for Electronic Documents ([www.sgs.com/terms\\_e-document.htm](http://www.sgs.com/terms_e-document.htm)). Attention is drawn to the limitations of liability, indemnification and jurisdictional issues established therein. Even if printed this electronic document is to be treated as an original within the meaning of UCP 600 article 20b. The authenticity of this document may be verified at [www.sgonsite.com/authentication](http://www.sgonsite.com/authentication). Any holder of this document is advised that information contained hereon reflects the Company's findings at the time of its intervention only and within the limits of client's instructions, if any. The Company's sole responsibility is to its Client and this document does not exonerate parties to a transaction from exercising all their rights and obligations under the transaction documents.

## Configuration 6\_CH128

DUT: IdeaPad S10-3t;

Communication System: GSM 850; Frequency: 824.2 MHz; Duty Cycle: 1:4  
 Medium: Muscle 900 MHz Medium parameters used (interpolated):  $f = 824.2 \text{ MHz}$ ;  $\sigma = 0.98 \text{ mho/m}$ ;  $\epsilon_r = 55.7$ ;  $\rho = 1000 \text{ kg/m}^3$   
 Phantom section: Flat Section

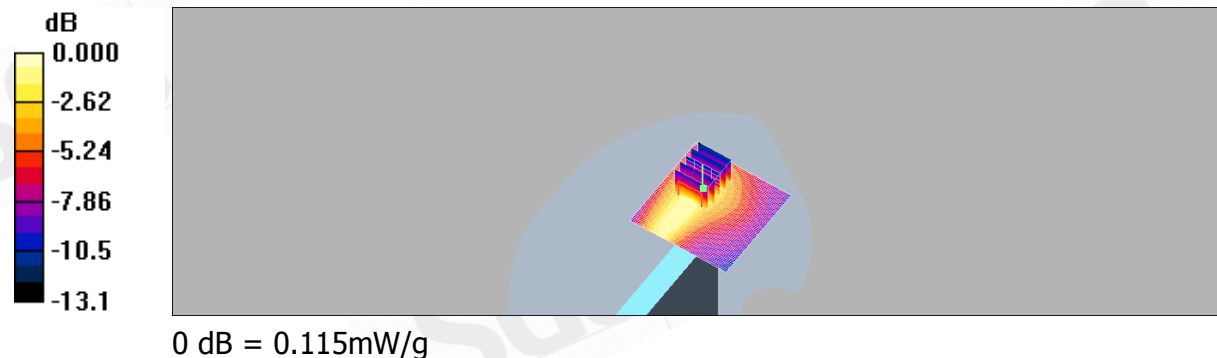
DASY4 Configuration:

- Probe: EX3DV3 - SN3526; ConvF(10.88, 10.88, 10.88); Calibrated: 2009/8/26
- Sensor-Surface: 4mm (Mechanical Surface Detection)
- Electronics: DAE4 Sn547; Calibrated: 2009/1/20
- Phantom: SAM1; Type: SAM 4.0; Serial: TP:1419
- Measurement SW: DASY4, V4.7 Build 80; Postprocessing SW: SEMCAD, V1.8 Build 186

**body/Area Scan (61x61x1):** Measurement grid:  $dx=15\text{mm}$ ,  $dy=15\text{mm}$   
 Maximum value of SAR (interpolated) = 0.116 mW/g

**body/Zoom Scan (5x5x7)/Cube 0:** Measurement grid:  $dx=8\text{mm}$ ,  $dy=8\text{mm}$ ,  
 $dz=5\text{mm}$   
 Reference Value = 6.06 V/m; Power Drift = 0.100 dB  
 Peak SAR (extrapolated) = 0.182 W/kg

**SAR(1 g) = 0.095 mW/g; SAR(10 g) = 0.057 mW/g**  
 Maximum value of SAR (measured) = 0.115 mW/g



## Configuration 6\_CH190

DUT: IdeaPad S10-3t;

Communication System: GSM 850; Frequency: 836.6 MHz; Duty Cycle: 1:4  
 Medium: Muscle 900 MHz Medium parameters used:  $f = 837 \text{ MHz}$ ;  $\sigma = 0.992 \text{ mho/m}$ ;  $\epsilon_r = 55.5$ ;  $\rho = 1000 \text{ kg/m}^3$   
 Phantom section: Flat Section

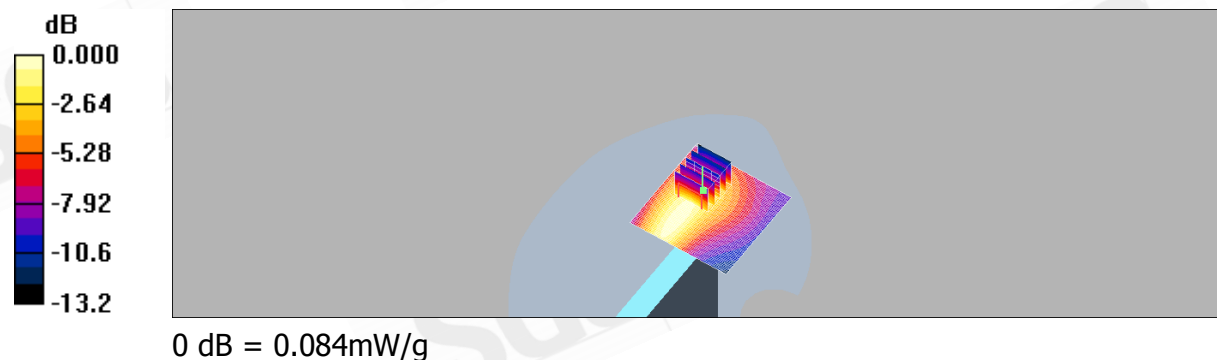
DASY4 Configuration:

- Probe: EX3DV3 - SN3526; ConvF(10.88, 10.88, 10.88); Calibrated: 2009/8/26
- Sensor-Surface: 4mm (Mechanical Surface Detection)
- Electronics: DAE4 Sn547; Calibrated: 2009/1/20
- Phantom: SAM1; Type: SAM 4.0; Serial: TP:1419
- Measurement SW: DASY4, V4.7 Build 80; Postprocessing SW: SEMCAD, V1.8 Build 186

**body/Area Scan (61x61x1):** Measurement grid:  $dx=15\text{mm}$ ,  $dy=15\text{mm}$   
 Maximum value of SAR (interpolated) = 0.086 mW/g

**body/Zoom Scan (5x5x7)/Cube 0:** Measurement grid:  $dx=8\text{mm}$ ,  $dy=8\text{mm}$ ,  
 $dz=5\text{mm}$   
 Reference Value = 5.82 V/m; Power Drift = 0.184 dB  
 Peak SAR (extrapolated) = 0.131 W/kg

**SAR(1 g) = 0.071 mW/g; SAR(10 g) = 0.044 mW/g**  
 Maximum value of SAR (measured) = 0.084 mW/g



Unless otherwise stated the results shown in this test report refer only to the sample(s) tested and such sample(s) are retained for 90 days only. This test report cannot be reproduced, except in full, without prior written permission of the Company. 除非另有說明，此報告結果僅對測試之樣品負責，同時此樣品僅保留90天。本報告未經本公司書面許可，不可部份複製。  
 This document is issued by the Company subject to its General Conditions of Service ([www.sgs.com/terms\\_and\\_conditions.htm](http://www.sgs.com/terms_and_conditions.htm)) and Terms and Conditions for Electronic Documents ([www.sgs.com/terms\\_e-document.htm](http://www.sgs.com/terms_e-document.htm)). Attention is drawn to the limitations of liability, indemnification and jurisdictional issues established therein. Even if printed this electronic document is to be treated as an original within the meaning of UCP 600 article 20b. The authenticity of this document may be verified at [www.sgsonsite.com/authentication](http://www.sgsonsite.com/authentication). Any holder of this document is advised that information contained hereon reflects the Company's findings at the time of its intervention only and within the limits of client's instructions, if any. The Company's sole responsibility is to its Client and this document does not exonerate parties to a transaction from exercising all their rights and obligations under the transaction documents.

## Configuration 6\_CH251

DUT: IdeaPad S10-3t;

Communication System: GSM 850; Frequency: 848.8 MHz; Duty Cycle: 1:4  
 Medium: Muscle 900 MHz Medium parameters used:  $f = 849 \text{ MHz}$ ;  $\sigma = 1.01 \text{ mho/m}$ ;  $\epsilon_r = 55.5$ ;  $\rho = 1000 \text{ kg/m}^3$   
 Phantom section: Flat Section

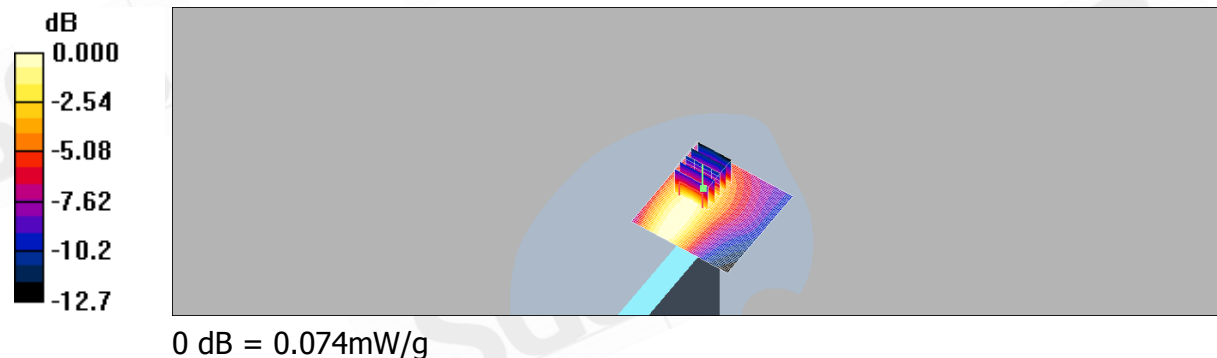
DASY4 Configuration:

- Probe: EX3DV3 - SN3526; ConvF(10.88, 10.88, 10.88); Calibrated: 2009/8/26
- Sensor-Surface: 4mm (Mechanical Surface Detection)
- Electronics: DAE4 Sn547; Calibrated: 2009/1/20
- Phantom: SAM1; Type: SAM 4.0; Serial: TP:1419
- Measurement SW: DASY4, V4.7 Build 80; Postprocessing SW: SEMCAD, V1.8 Build 186

**body/Area Scan (61x61x1):** Measurement grid:  $dx=15\text{mm}$ ,  $dy=15\text{mm}$   
 Maximum value of SAR (interpolated) = 0.077 mW/g

**body/Zoom Scan (5x5x7)/Cube 0:** Measurement grid:  $dx=8\text{mm}$ ,  $dy=8\text{mm}$ ,  
 $dz=5\text{mm}$   
 Reference Value = 6.04 V/m; Power Drift = 0.105 dB  
 Peak SAR (extrapolated) = 0.116 W/kg

**SAR(1 g) = 0.063 mW/g; SAR(10 g) = 0.039 mW/g**  
 Maximum value of SAR (measured) = 0.074 mW/g



Unless otherwise stated the results shown in this test report refer only to the sample(s) tested and such sample(s) are retained for 90 days only. This test report cannot be reproduced, except in full, without prior written permission of the Company. 除非另有說明，此報告結果僅對測試之樣品負責，同時此樣品僅保留90天。本報告未經本公司書面許可，不可部份複製。  
 This document is issued by the Company subject to its General Conditions of Service ([www.sgs.com/terms\\_and\\_conditions.htm](http://www.sgs.com/terms_and_conditions.htm)) and Terms and Conditions for Electronic Documents ([www.sgs.com/terms\\_e-document.htm](http://www.sgs.com/terms_e-document.htm)). Attention is drawn to the limitations of liability, indemnification and jurisdictional issues established therein. Even if printed this electronic document is to be treated as an original within the meaning of UCP 600 article 20b. The authenticity of this document may be verified at [www.sgonsite.com/authentication](http://www.sgonsite.com/authentication). Any holder of this document is advised that information contained hereon reflects the Company's findings at the time of its intervention only and within the limits of client's instructions, if any. The Company's sole responsibility is to its Client and this document does not exonerate parties to a transaction from exercising all their rights and obligations under the transaction documents.

## Configuration 1\_CH512

DUT: IdeaPad S10-3t;

Communication System: GSM1900; Frequency: 1850.2 MHz; Duty Cycle: 1:4  
 Medium: M1800 & 1900 Medium parameters used (interpolated):  $f = 1850.2 \text{ MHz}$ ;  $\sigma = 1.58 \text{ mho/m}$ ;  $\epsilon_r = 54.9$ ;  $\rho = 1000 \text{ kg/m}^3$   
 Phantom section: Flat Section


DASY4 Configuration:

- Probe: EX3DV3 - SN3526; ConvF(8.89, 8.89, 8.89); Calibrated: 2009/8/26
- Sensor-Surface: 4mm (Mechanical Surface Detection)
- Electronics: DAE4 Sn547; Calibrated: 2009/1/20
- Phantom: SAM1; Type: SAM 4.0; Serial: TP:1419
- Measurement SW: DASY4, V4.7 Build 80; Postprocessing SW: SEMCAD, V1.8 Build 186

**body/Area Scan (71x71x1):** Measurement grid:  $dx=15\text{mm}$ ,  $dy=15\text{mm}$   
 Maximum value of SAR (interpolated) = 0.040 mW/g

**body/Zoom Scan (5x5x7)/Cube 0:** Measurement grid:  $dx=8\text{mm}$ ,  $dy=8\text{mm}$ ,  
 $dz=5\text{mm}$   
 Reference Value = 4.50 V/m; Power Drift = -0.064 dB  
 Peak SAR (extrapolated) = 0.068 W/kg

**SAR(1 g) = 0.039 mW/g; SAR(10 g) = 0.022 mW/g**  
 Maximum value of SAR (measured) = 0.042 mW/g





## Configuration 1\_CH661

DUT: IdeaPad S10-3t;

Communication System: GSM1900; Frequency: 1880 MHz; Duty Cycle: 1:4

Medium: M1800 & 1900 Medium parameters used:  $f = 1880 \text{ MHz}$ ;  $\sigma = 1.6 \text{ mho/m}$ ;  $\epsilon_r = 54.7$ ;  
 $\rho = 1000 \text{ kg/m}^3$

Phantom section: Flat Section

DASY4 Configuration:

- Probe: EX3DV3 - SN3526; ConvF(8.89, 8.89, 8.89); Calibrated: 2009/8/26
- Sensor-Surface: 4mm (Mechanical Surface Detection)
- Electronics: DAE4 Sn547; Calibrated: 2009/1/20
- Phantom: SAM1; Type: SAM 4.0; Serial: TP:1419
- Measurement SW: DASY4, V4.7 Build 80; Postprocessing SW: SEMCAD, V1.8 Build 186

**body/Area Scan (71x71x1):** Measurement grid:  $dx=15\text{mm}$ ,  $dy=15\text{mm}$

Maximum value of SAR (interpolated) = 0.046 mW/g

**body/Zoom Scan (5x5x7)/Cube 0:** Measurement grid:  $dx=8\text{mm}$ ,  $dy=8\text{mm}$ ,


$dz=5\text{mm}$

Reference Value = 4.73 V/m; Power Drift = 0.130 dB

Peak SAR (extrapolated) = 0.077 W/kg

**SAR(1 g) = 0.046 mW/g; SAR(10 g) = 0.025 mW/g**

Maximum value of SAR (measured) = 0.049 mW/g



0 dB = 0.049mW/g

## Configuration 1\_CH810

DUT: IdeaPad S10-3t;

Communication System: GSM1900; Frequency: 1909.8 MHz; Duty Cycle: 1:4

Medium: M1800 & 1900 Medium parameters used:  $f = 1910 \text{ MHz}$ ;  $\sigma = 1.64 \text{ mho/m}$ ;  $\epsilon_r = 54.5$ ;  
 $\rho = 1000 \text{ kg/m}^3$

Phantom section: Flat Section

DASY4 Configuration:

- Probe: EX3DV3 - SN3526; ConvF(8.89, 8.89, 8.89); Calibrated: 2009/8/26
- Sensor-Surface: 4mm (Mechanical Surface Detection)
- Electronics: DAE4 Sn547; Calibrated: 2009/1/20
- Phantom: SAM1; Type: SAM 4.0; Serial: TP:1419
- Measurement SW: DASY4, V4.7 Build 80; Postprocessing SW: SEMCAD, V1.8 Build 186

**body/Area Scan (71x71x1):** Measurement grid:  $dx=15\text{mm}$ ,  $dy=15\text{mm}$

Maximum value of SAR (interpolated) = 0.049 mW/g


**body/Zoom Scan (5x5x7)/Cube 0:** Measurement grid:  $dx=8\text{mm}$ ,  $dy=8\text{mm}$ ,  
 $dz=5\text{mm}$

Reference Value = 4.76 V/m; Power Drift = -0.004 dB

Peak SAR (extrapolated) = 0.075 W/kg

**SAR(1 g) = 0.045 mW/g; SAR(10 g) = 0.025 mW/g**

Maximum value of SAR (measured) = 0.049 mW/g



0 dB = 0.049mW/g

## Configuration 2\_CH512

DUT: IdeaPad S10-3t;

Communication System: GSM1900; Frequency: 1850.2 MHz; Duty Cycle: 1:4  
 Medium: M1800 & 1900 Medium parameters used (interpolated):  $f = 1850.2 \text{ MHz}$ ;  $\sigma = 1.58 \text{ mho/m}$ ;  $\epsilon_r = 54.9$ ;  $\rho = 1000 \text{ kg/m}^3$   
 Phantom section: Flat Section

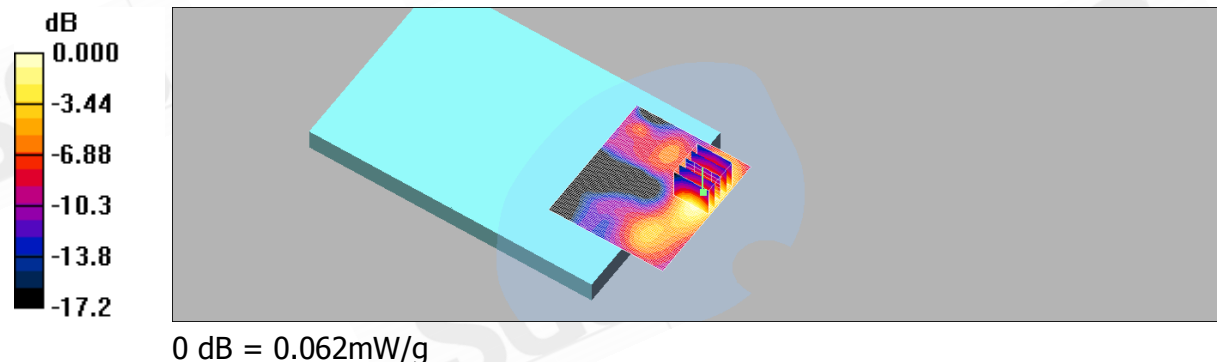
DASY4 Configuration:

- Probe: EX3DV3 - SN3526; ConvF(8.89, 8.89, 8.89); Calibrated: 2009/8/26
- Sensor-Surface: 4mm (Mechanical Surface Detection)
- Electronics: DAE4 Sn547; Calibrated: 2009/1/20
- Phantom: SAM1; Type: SAM 4.0; Serial: TP:1419
- Measurement SW: DASY4, V4.7 Build 80; Postprocessing SW: SEMCAD, V1.8 Build 186

**body/Area Scan (71x81x1):** Measurement grid:  $dx=15\text{mm}$ ,  $dy=15\text{mm}$   
 Maximum value of SAR (interpolated) = 0.063 mW/g

**body/Zoom Scan (5x5x7)/Cube 0:** Measurement grid:  $dx=8\text{mm}$ ,  $dy=8\text{mm}$ ,  
 $dz=5\text{mm}$   
 Reference Value = 1.25 V/m; Power Drift = -0.186 dB  
 Peak SAR (extrapolated) = 0.091 W/kg

**SAR(1 g) = 0.057 mW/g; SAR(10 g) = 0.033 mW/g**  
 Maximum value of SAR (measured) = 0.062 mW/g



Unless otherwise stated the results shown in this test report refer only to the sample(s) tested and such sample(s) are retained for 90 days only. This test report cannot be reproduced, except in full, without prior written permission of the Company. 除非另有說明，此報告結果僅對測試之樣品負責，同時此樣品僅保留90天。本報告未經本公司書面許可，不可部份複製。  
 This document is issued by the Company subject to its General Conditions of Service ([www.sgs.com/terms\\_and\\_conditions.htm](http://www.sgs.com/terms_and_conditions.htm)) and Terms and Conditions for Electronic Documents ([www.sgs.com/terms\\_e-document.htm](http://www.sgs.com/terms_e-document.htm)). Attention is drawn to the limitations of liability, indemnification and jurisdictional issues established therein. Even if printed this electronic document is to be treated as an original within the meaning of UCP 600 article 20b. The authenticity of this document may be verified at [www.sgsonsite.com/authentication](http://www.sgsonsite.com/authentication). Any holder of this document is advised that information contained hereon reflects the Company's findings at the time of its intervention only and within the limits of client's instructions, if any. The Company's sole responsibility is to its Client and this document does not exonerate parties to a transaction from exercising all their rights and obligations under the transaction documents.

## Configuration 2\_CH661

DUT: IdeaPad S10-3t;

Communication System: GSM1900; Frequency: 1880 MHz; Duty Cycle: 1:4

Medium: M1800 & 1900 Medium parameters used:  $f = 1880 \text{ MHz}$ ;  $\sigma = 1.6 \text{ mho/m}$ ;  $\epsilon_r = 54.7$ ;  
 $\rho = 1000 \text{ kg/m}^3$

Phantom section: Flat Section

DASY4 Configuration:

- Probe: EX3DV3 - SN3526; ConvF(8.89, 8.89, 8.89); Calibrated: 2009/8/26
- Sensor-Surface: 4mm (Mechanical Surface Detection)
- Electronics: DAE4 Sn547; Calibrated: 2009/1/20
- Phantom: SAM1; Type: SAM 4.0; Serial: TP:1419
- Measurement SW: DASY4, V4.7 Build 80; Postprocessing SW: SEMCAD, V1.8 Build 186

**body/Area Scan (71x81x1):** Measurement grid:  $dx=15\text{mm}$ ,  $dy=15\text{mm}$

Maximum value of SAR (interpolated) = 0.081 mW/g

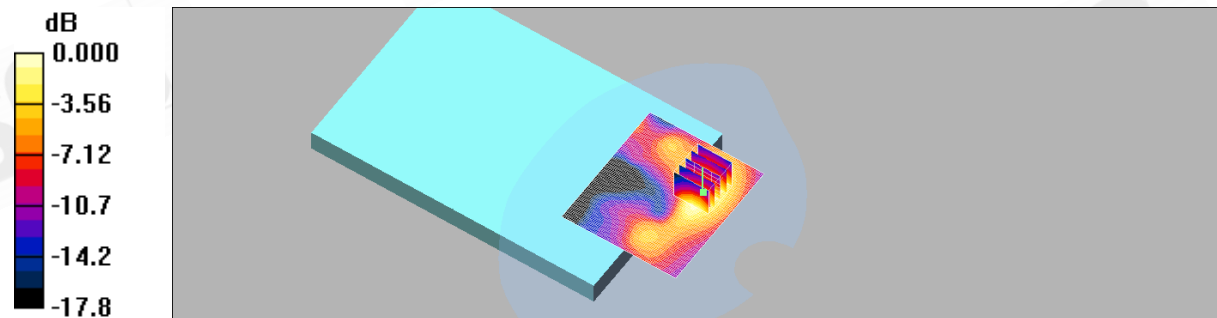
**body/Zoom Scan (5x5x7)/Cube 0:** Measurement grid:  $dx=8\text{mm}$ ,  $dy=8\text{mm}$ ,  
 $dz=5\text{mm}$

Reference Value = 0.704 V/m; Power Drift = 0.149 dB

Peak SAR (extrapolated) = 0.121 W/kg

**SAR(1 g) = 0.073 mW/g; SAR(10 g) = 0.043 mW/g**

Maximum value of SAR (measured) = 0.080 mW/g



0 dB = 0.080mW/g

## Configuration 2\_CH810

DUT: IdeaPad S10-3t;

Communication System: GSM1900; Frequency: 1909.8 MHz; Duty Cycle: 1:4

Medium: M1800 & 1900 Medium parameters used:  $f = 1910 \text{ MHz}$ ;  $\sigma = 1.64 \text{ mho/m}$ ;  $\epsilon_r = 54.5$ ;  
 $\rho = 1000 \text{ kg/m}^3$

Phantom section: Flat Section

DASY4 Configuration:

- Probe: EX3DV3 - SN3526; ConvF(8.89, 8.89, 8.89); Calibrated: 2009/8/26
- Sensor-Surface: 4mm (Mechanical Surface Detection)
- Electronics: DAE4 Sn547; Calibrated: 2009/1/20
- Phantom: SAM1; Type: SAM 4.0; Serial: TP:1419
- Measurement SW: DASY4, V4.7 Build 80; Postprocessing SW: SEMCAD, V1.8 Build 186

**body/Area Scan (71x81x1):** Measurement grid:  $dx=15\text{mm}$ ,  $dy=15\text{mm}$

Maximum value of SAR (interpolated) = 0.085 mW/g

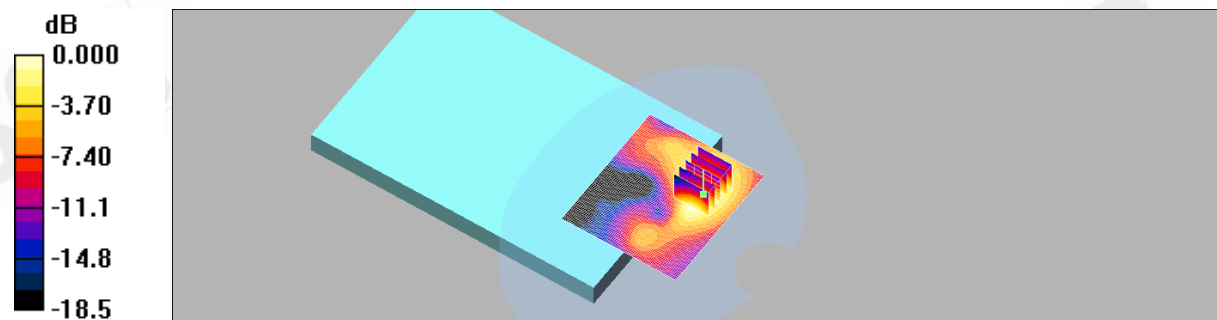
**body/Zoom Scan (5x5x7)/Cube 0:** Measurement grid:  $dx=8\text{mm}$ ,  $dy=8\text{mm}$ ,  
 $dz=5\text{mm}$

Reference Value = 1.12 V/m; Power Drift = 0.15 dB

Peak SAR (extrapolated) = 0.123 W/kg

**SAR(1 g) = 0.074 mW/g; SAR(10 g) = 0.044 mW/g**

Maximum value of SAR (measured) = 0.081 mW/g



0 dB = 0.081mW/g



## Configuration 3\_CH512

DUT: IdeaPad S10-3t;

Communication System: GSM1900; Frequency: 1850.2 MHz; Duty Cycle: 1:4  
 Medium: M1800 & 1900 Medium parameters used (interpolated):  $f = 1850.2 \text{ MHz}$ ;  $\sigma = 1.55 \text{ mho/m}$ ;  $\epsilon_r = 54.4$ ;  $\rho = 1000 \text{ kg/m}^3$   
 Phantom section: Flat Section

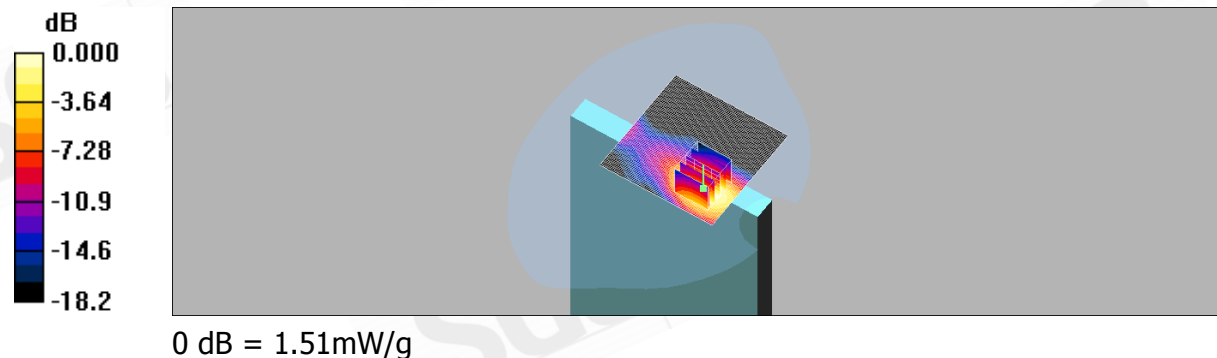
DASY4 Configuration:

- Probe: EX3DV3 - SN3526; ConvF(8.89, 8.89, 8.89); Calibrated: 2009/8/26
- Sensor-Surface: 4mm (Mechanical Surface Detection)
- Electronics: DAE4 Sn547; Calibrated: 2009/1/20
- Phantom: SAM1; Type: SAM 4.0; Serial: TP:1419
- Measurement SW: DASY4, V4.7 Build 80; Postprocessing SW: SEMCAD, V1.8 Build 186

**body/Area Scan (71x71x1):** Measurement grid:  $dx=15\text{mm}$ ,  $dy=15\text{mm}$   
 Maximum value of SAR (interpolated) = 1.60 mW/g

**body/Zoom Scan (5x5x7)/Cube 0:** Measurement grid:  $dx=8\text{mm}$ ,  $dy=8\text{mm}$ ,  
 $dz=5\text{mm}$   
 Reference Value = 11.1 V/m; Power Drift = -0.078 dB  
 Peak SAR (extrapolated) = 2.26 W/kg

**SAR(1 g) = 1.37 mW/g; SAR(10 g) = 0.779 mW/g**  
 Maximum value of SAR (measured) = 1.51 mW/g



## Configuration 3\_CH661

DUT: IdeaPad S10-3t;

Communication System: GSM1900; Frequency: 1880 MHz; Duty Cycle: 1:4

Medium: M1800 & 1900 Medium parameters used:  $f = 1880 \text{ MHz}$ ;  $\sigma = 1.58 \text{ mho/m}$ ;  $\epsilon_r = 54.4$ ;  
 $\rho = 1000 \text{ kg/m}^3$

Phantom section: Flat Section

DASY4 Configuration:

- Probe: EX3DV3 - SN3526; ConvF(8.89, 8.89, 8.89); Calibrated: 2009/8/26
- Sensor-Surface: 4mm (Mechanical Surface Detection)
- Electronics: DAE4 Sn547; Calibrated: 2009/1/20
- Phantom: SAM1; Type: SAM 4.0; Serial: TP:1419
- Measurement SW: DASY4, V4.7 Build 80; Postprocessing SW: SEMCAD, V1.8 Build 186

**body/Area Scan (71x71x1):** Measurement grid:  $dx=15\text{mm}$ ,  $dy=15\text{mm}$

Maximum value of SAR (interpolated) = 1.60 mW/g

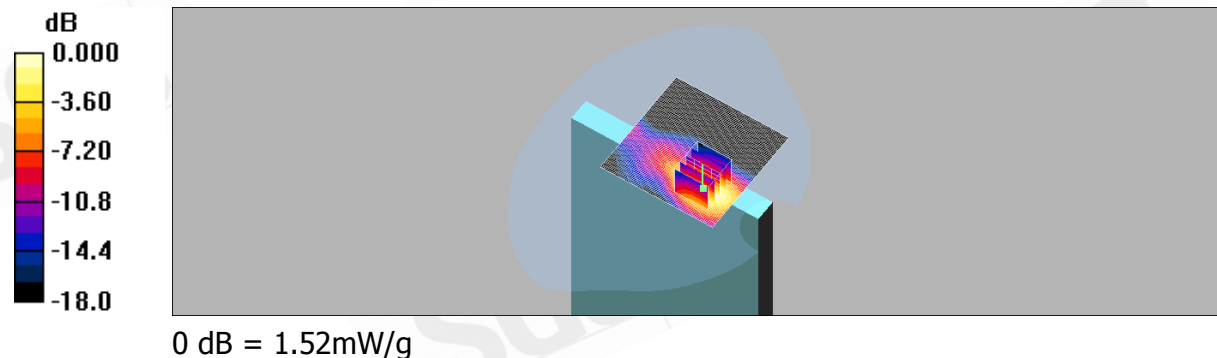
**body/Zoom Scan (5x5x7)/Cube 0:** Measurement grid:  $dx=8\text{mm}$ ,  $dy=8\text{mm}$ ,  
 $dz=5\text{mm}$

Reference Value = 13.1 V/m; Power Drift = -0.159 dB

Peak SAR (extrapolated) = 2.27 W/kg

**SAR(1 g) = 1.36 mW/g; SAR(10 g) = 0.758 mW/g**

Maximum value of SAR (measured) = 1.52 mW/g



## Configuration 3\_CH810

DUT: IdeaPad S10-3t;

Communication System: GSM1900; Frequency: 1909.8 MHz; Duty Cycle: 1:4

Medium: M1800 & 1900 Medium parameters used:  $f = 1910 \text{ MHz}$ ;  $\sigma = 1.61 \text{ mho/m}$ ;  $\epsilon_r = 54.4$ ;  
 $\rho = 1000 \text{ kg/m}^3$

Phantom section: Flat Section

DASY4 Configuration:

- Probe: EX3DV3 - SN3526; ConvF(8.89, 8.89, 8.89); Calibrated: 2009/8/26
- Sensor-Surface: 4mm (Mechanical Surface Detection)
- Electronics: DAE4 Sn547; Calibrated: 2009/1/20
- Phantom: SAM1; Type: SAM 4.0; Serial: TP:1419
- Measurement SW: DASY4, V4.7 Build 80; Postprocessing SW: SEMCAD, V1.8 Build 186

**body/Area Scan (71x71x1):** Measurement grid:  $dx=15\text{mm}$ ,  $dy=15\text{mm}$

Maximum value of SAR (interpolated) = 1.66 mW/g

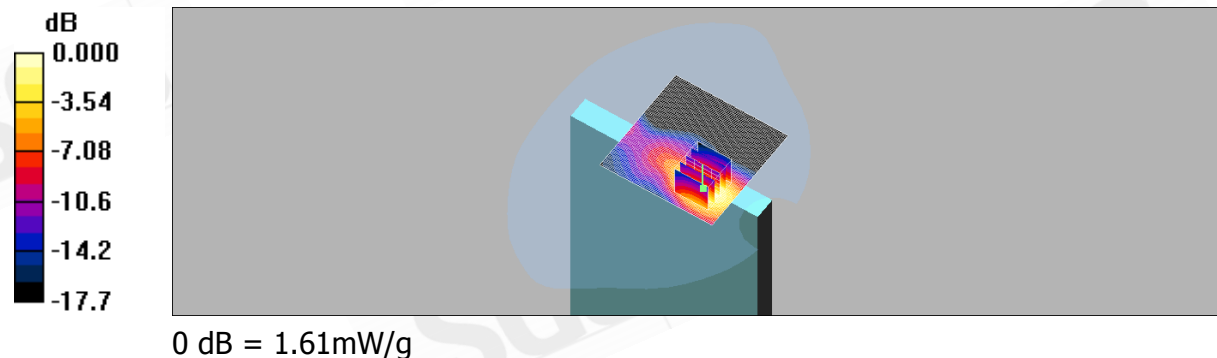
**body/Zoom Scan (5x5x7)/Cube 0:** Measurement grid:  $dx=8\text{mm}$ ,  $dy=8\text{mm}$ ,  
 $dz=5\text{mm}$

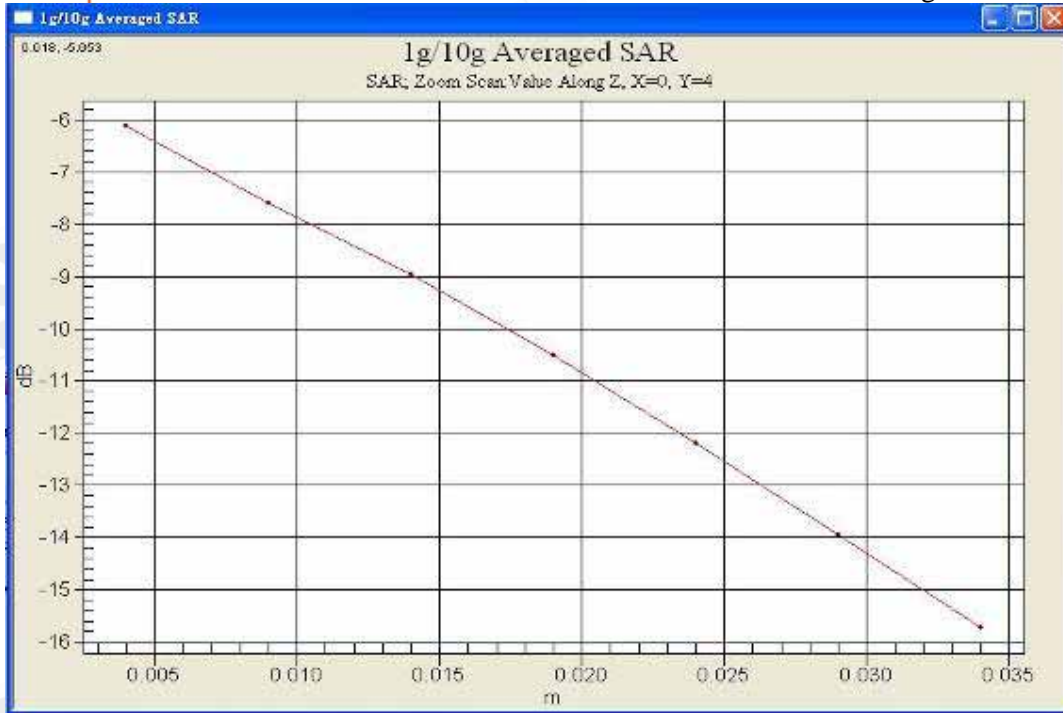
Reference Value = 13.7 V/m; Power Drift = -0.085 dB

Peak SAR (extrapolated) = 2.40 W/kg

**SAR(1 g) = 1.44 mW/g; SAR(10 g) = 0.812 mW/g**

Maximum value of SAR (measured) = 1.61 mW/g





Unless otherwise stated the results shown in this test report refer only to the sample(s) tested and such sample(s) are retained for 90 days only. This test report cannot be reproduced, except in full, without prior written permission of the Company. 除非另有說明，此報告結果僅對測試之樣品負責，同時此樣品僅保留90天。本報告未經本公司書面許可，不可部份複製。  
 This document is issued by the Company subject to its General Conditions of Service ([www.sgs.com/terms\\_and\\_conditions.htm](http://www.sgs.com/terms_and_conditions.htm)) and Terms and Conditions for Electronic Documents ([www.sgs.com/terms\\_e-document.htm](http://www.sgs.com/terms_e-document.htm)). Attention is drawn to the limitations of liability, indemnification and jurisdictional issues established therein. Even if printed this electronic document is to be treated as an original within the meaning of UCP 600 article 20b. The authenticity of this document may be verified at [www.sgsonsite.com/authentication](http://www.sgsonsite.com/authentication). Any holder of this document is advised that information contained hereon reflects the Company's findings at the time of its intervention only and within the limits of client's instructions, if any. The Company's sole responsibility is to its Client and this document does not exonerate parties to a transaction from exercising all their rights and obligations under the transaction documents.

## Configuration 4\_CH512

DUT: IdeaPad S10-3t;

Communication System: GSM1900; Frequency: 1850.2 MHz; Duty Cycle: 1:4  
 Medium: M1800 & 1900 Medium parameters used (interpolated):  $f = 1850.2 \text{ MHz}$ ;  $\sigma = 1.55 \text{ mho/m}$ ;  $\epsilon_r = 54.4$ ;  $\rho = 1000 \text{ kg/m}^3$   
 Phantom section: Flat Section


DASY4 Configuration:

- Probe: EX3DV3 - SN3526; ConvF(8.89, 8.89, 8.89); Calibrated: 2009/8/26
- Sensor-Surface: 4mm (Mechanical Surface Detection)
- Electronics: DAE4 Sn547; Calibrated: 2009/1/20
- Phantom: SAM2; Type: SAM 4.0; Serial: TP:1270
- Measurement SW: DASY4, V4.7 Build 80; Postprocessing SW: SEMCAD, V1.8 Build 186

**body/Area Scan (61x61x1):** Measurement grid:  $dx=15\text{mm}$ ,  $dy=15\text{mm}$   
 Maximum value of SAR (interpolated) = 0.123 mW/g

**body/Zoom Scan (5x5x7)/Cube 0:** Measurement grid:  $dx=8\text{mm}$ ,  $dy=8\text{mm}$ ,  
 $dz=5\text{mm}$   
 Reference Value = 4.96 V/m; Power Drift = -0.152 dB  
 Peak SAR (extrapolated) = 0.207 W/kg

**SAR(1 g) = 0.118 mW/g; SAR(10 g) = 0.064 mW/g**  
 Maximum value of SAR (measured) = 0.132 mW/g





## Configuration 4\_CH661

DUT: IdeaPad S10-3t;

Communication System: GSM1900; Frequency: 1880 MHz; Duty Cycle: 1:4

Medium: M1800 & 1900 Medium parameters used:  $f = 1880 \text{ MHz}$ ;  $\sigma = 1.59 \text{ mho/m}$ ;  $\epsilon_r = 54.4$ ;  
 $\rho = 1000 \text{ kg/m}^3$

Phantom section: Flat Section

DASY4 Configuration:

- Probe: EX3DV3 - SN3526; ConvF(8.89, 8.89, 8.89); Calibrated: 2009/8/26
- Sensor-Surface: 4mm (Mechanical Surface Detection)
- Electronics: DAE4 Sn547; Calibrated: 2009/1/20
- Phantom: SAM2; Type: SAM 4.0; Serial: TP:1270
- Measurement SW: DASY4, V4.7 Build 80; Postprocessing SW: SEMCAD, V1.8 Build 186

**body/Area Scan (61x61x1):** Measurement grid:  $dx=15\text{mm}$ ,  $dy=15\text{mm}$

Maximum value of SAR (interpolated) = 0.109 mW/g


**body/Zoom Scan (5x5x7)/Cube 0:** Measurement grid:  $dx=8\text{mm}$ ,  $dy=8\text{mm}$ ,  
 $dz=5\text{mm}$

Reference Value = 4.18 V/m; Power Drift = -0.150 dB

Peak SAR (extrapolated) = 0.182 W/kg

**SAR(1 g) = 0.106 mW/g; SAR(10 g) = 0.057 mW/g**

Maximum value of SAR (measured) = 0.117 mW/g



0 dB = 0.117mW/g

## Configuration 4\_CH810

DUT: IdeaPad S10-3t;

Communication System: GSM1900; Frequency: 1909.8 MHz; Duty Cycle: 1:4

Medium: M1800 & 1900 Medium parameters used:  $f = 1910 \text{ MHz}$ ;  $\sigma = 1.62 \text{ mho/m}$ ;  $\epsilon_r = 54.3$ ;  
 $\rho = 1000 \text{ kg/m}^3$

Phantom section: Flat Section

DASY4 Configuration:

- Probe: EX3DV3 - SN3526; ConvF(8.89, 8.89, 8.89); Calibrated: 2009/8/26
- Sensor-Surface: 4mm (Mechanical Surface Detection)
- Electronics: DAE4 Sn547; Calibrated: 2009/1/20
- Phantom: SAM2; Type: SAM 4.0; Serial: TP:1270
- Measurement SW: DASY4, V4.7 Build 80; Postprocessing SW: SEMCAD, V1.8 Build 186

**body/Area Scan (61x61x1):** Measurement grid:  $dx=15\text{mm}$ ,  $dy=15\text{mm}$

Maximum value of SAR (interpolated) = 0.187 mW/g

**body/Zoom Scan (5x5x7)/Cube 0:** Measurement grid:  $dx=8\text{mm}$ ,  $dy=8\text{mm}$ ,


$dz=5\text{mm}$

Reference Value = 4.89 V/m; Power Drift = -0.133 dB

Peak SAR (extrapolated) = 0.298 W/kg

**SAR(1 g) = 0.173 mW/g; SAR(10 g) = 0.096 mW/g**

Maximum value of SAR (measured) = 0.194 mW/g



0 dB = 0.194mW/g

## Configuration 6\_CH512

DUT: IdeaPad S10-3t;

Communication System: GSM1900; Frequency: 1850.2 MHz; Duty Cycle: 1:4  
 Medium: M1800 & 1900 Medium parameters used (interpolated):  $f = 1850.2 \text{ MHz}$ ;  $\sigma = 1.55 \text{ mho/m}$ ;  $\epsilon_r = 54.4$ ;  $\rho = 1000 \text{ kg/m}^3$   
 Phantom section: Flat Section


DASY4 Configuration:

- Probe: EX3DV3 - SN3526; ConvF(8.89, 8.89, 8.89); Calibrated: 2009/8/26
- Sensor-Surface: 4mm (Mechanical Surface Detection)
- Electronics: DAE4 Sn547; Calibrated: 2009/1/20
- Phantom: SAM2; Type: SAM 4.0; Serial: TP:1270
- Measurement SW: DASY4, V4.7 Build 80; Postprocessing SW: SEMCAD, V1.8 Build 186

**body/Area Scan (61x61x1):** Measurement grid:  $dx=15\text{mm}$ ,  $dy=15\text{mm}$   
 Maximum value of SAR (interpolated) = 0.041 mW/g

**body/Zoom Scan (5x5x7)/Cube 0:** Measurement grid:  $dx=8\text{mm}$ ,  $dy=8\text{mm}$ ,  
 $dz=5\text{mm}$   
 Reference Value = 1.28 V/m; Power Drift = -0.11 dB  
 Peak SAR (extrapolated) = 0.062 W/kg

**SAR(1 g) = 0.034 mW/g; SAR(10 g) = 0.019 mW/g**  
 Maximum value of SAR (measured) = 0.038 mW/g



Unless otherwise stated the results shown in this test report refer only to the sample(s) tested and such sample(s) are retained for 90 days only. This test report cannot be reproduced, except in full, without prior written permission of the Company. 除非另有說明，此報告結果僅對測試之樣品負責，同時此樣品僅保留90天。本報告未經本公司書面許可，不可部份複製。  
 This document is issued by the Company subject to its General Conditions of Service ([www.sgs.com/terms\\_and\\_conditions.htm](http://www.sgs.com/terms_and_conditions.htm)) and Terms and Conditions for Electronic Documents ([www.sgs.com/terms\\_e-document.htm](http://www.sgs.com/terms_e-document.htm)). Attention is drawn to the limitations of liability, indemnification and jurisdictional issues established therein. Even if printed this electronic document is to be treated as an original within the meaning of UCP 600 article 20b. The authenticity of this document may be verified at [www.sgonsite.com/authentication](http://www.sgonsite.com/authentication). Any holder of this document is advised that information contained hereon reflects the Company's findings at the time of its intervention only and within the limits of client's instructions, if any. The Company's sole responsibility is to its Client and this document does not exonerate parties to a transaction from exercising all their rights and obligations under the transaction documents.

## Configuration 6\_CH661

DUT: IdeaPad S10-3t;

Communication System: GSM1900; Frequency: 1880 MHz; Duty Cycle: 1:4

Medium: M1800 & 1900 Medium parameters used:  $f = 1880 \text{ MHz}$ ;  $\sigma = 1.59 \text{ mho/m}$ ;  $\epsilon_r = 54.4$ ;  
 $\rho = 1000 \text{ kg/m}^3$

Phantom section: Flat Section

DASY4 Configuration:

- Probe: EX3DV3 - SN3526; ConvF(8.89, 8.89, 8.89); Calibrated: 2009/8/26
- Sensor-Surface: 4mm (Mechanical Surface Detection)
- Electronics: DAE4 Sn547; Calibrated: 2009/1/20
- Phantom: SAM2; Type: SAM 4.0; Serial: TP:1270
- Measurement SW: DASY4, V4.7 Build 80; Postprocessing SW: SEMCAD, V1.8 Build 186

**body/Area Scan (61x61x1):** Measurement grid:  $dx=15\text{mm}$ ,  $dy=15\text{mm}$

Maximum value of SAR (interpolated) = 0.029 mW/g


**body/Zoom Scan (5x5x7)/Cube 0:** Measurement grid:  $dx=8\text{mm}$ ,  $dy=8\text{mm}$ ,  
 $dz=5\text{mm}$

Reference Value = 1.01 V/m; Power Drift = -0.023 dB

Peak SAR (extrapolated) = 0.047 W/kg

**SAR(1 g) = 0.024 mW/g; SAR(10 g) = 0.013 mW/g**

Maximum value of SAR (measured) = 0.027 mW/g



Unless otherwise stated the results shown in this test report refer only to the sample(s) tested and such sample(s) are retained for 90 days only. This test report cannot be reproduced, except in full, without prior written permission of the Company. 除非另有說明，此報告結果僅對測試之樣品負責，同時此樣品僅保留90天。本報告未經本公司書面許可，不可部份複製。  
 This document is issued by the Company subject to its General Conditions of Service ([www.sgs.com/terms\\_and\\_conditions.htm](http://www.sgs.com/terms_and_conditions.htm)) and Terms and Conditions for Electronic Documents ([www.sgs.com/terms\\_e-document.htm](http://www.sgs.com/terms_e-document.htm)). Attention is drawn to the limitations of liability, indemnification and jurisdictional issues established therein. Even if printed this electronic document is to be treated as an original within the meaning of UCP 600 article 20b. The authenticity of this document may be verified at [www.sgonsite.com/authentication](http://www.sgonsite.com/authentication). Any holder of this document is advised that information contained hereon reflects the Company's findings at the time of its intervention only and within the limits of client's instructions, if any. The Company's sole responsibility is to its Client and this document does not exonerate parties to a transaction from exercising all their rights and obligations under the transaction documents.

## Configuration 6\_CH810

DUT: IdeaPad S10-3t;

Communication System: GSM1900; Frequency: 1909.8 MHz; Duty Cycle: 1:4

Medium: M1800 & 1900 Medium parameters used:  $f = 1910 \text{ MHz}$ ;  $\sigma = 1.62 \text{ mho/m}$ ;  $\epsilon_r = 54.3$ ;  
 $\rho = 1000 \text{ kg/m}^3$

Phantom section: Flat Section

DASY4 Configuration:

- Probe: EX3DV3 - SN3526; ConvF(8.89, 8.89, 8.89); Calibrated: 2009/8/26
- Sensor-Surface: 4mm (Mechanical Surface Detection)
- Electronics: DAE4 Sn547; Calibrated: 2009/1/20
- Phantom: SAM2; Type: SAM 4.0; Serial: TP:1270
- Measurement SW: DASY4, V4.7 Build 80; Postprocessing SW: SEMCAD, V1.8 Build 186

**body/Area Scan (61x61x1):** Measurement grid:  $dx=15\text{mm}$ ,  $dy=15\text{mm}$

Maximum value of SAR (interpolated) = 0.044 mW/g


**body/Zoom Scan (5x5x7)/Cube 0:** Measurement grid:  $dx=8\text{mm}$ ,  $dy=8\text{mm}$ ,  
 $dz=5\text{mm}$

Reference Value = 0.977 V/m; Power Drift = 0.17 dB

Peak SAR (extrapolated) = 0.071 W/kg

**SAR(1 g) = 0.036 mW/g; SAR(10 g) = 0.020 mW/g**

Maximum value of SAR (measured) = 0.040 mW/g



0 dB = 0.040mW/g

Unless otherwise stated the results shown in this test report refer only to the sample(s) tested and such sample(s) are retained for 90 days only. This test report cannot be reproduced, except in full, without prior written permission of the Company. 除非另有說明，此報告結果僅對測試之樣品負責，同時此樣品僅保留90天。本報告未經本公司書面許可，不可部份複製。  
 This document is issued by the Company subject to its General Conditions of Service ([www.sgs.com/terms\\_and\\_conditions.htm](http://www.sgs.com/terms_and_conditions.htm)) and Terms and Conditions for Electronic Documents ([www.sgs.com/terms\\_e-document.htm](http://www.sgs.com/terms_e-document.htm)). Attention is drawn to the limitations of liability, indemnification and jurisdictional issues established therein. Even if printed this electronic document is to be treated as an original within the meaning of UCP 600 article 20b. The authenticity of this document may be verified at [www.sgsonsite.com/authentication](http://www.sgsonsite.com/authentication). Any holder of this document is advised that information contained hereon reflects the Company's findings at the time of its intervention only and within the limits of client's instructions, if any. The Company's sole responsibility is to its Client and this document does not exonerate parties to a transaction from exercising all their rights and obligations under the transaction documents.



## Configuration 1\_CH9262

DUT: IdeaPad S10-3t;

Communication System: WCDMA BAND2; Frequency: 1852.4 MHz; Duty Cycle: 1:1  
 Medium: M1800 & 1900 Medium parameters used (interpolated):  $f = 1852.4 \text{ MHz}$ ;  $\sigma = 1.58 \text{ mho/m}$ ;  $\epsilon_r = 54.9$ ;  $\rho = 1000 \text{ kg/m}^3$   
 Phantom section: Flat Section


DASY4 Configuration:

- Probe: EX3DV3 - SN3526; ConvF(8.89, 8.89, 8.89); Calibrated: 2009/8/26
- Sensor-Surface: 4mm (Mechanical Surface Detection)
- Electronics: DAE4 Sn547; Calibrated: 2009/1/20
- Phantom: SAM1; Type: SAM 4.0; Serial: TP:1419
- Measurement SW: DASY4, V4.7 Build 80; Postprocessing SW: SEMCAD, V1.8 Build 186

**body/Area Scan (71x71x1):** Measurement grid:  $dx=15\text{mm}$ ,  $dy=15\text{mm}$   
 Maximum value of SAR (interpolated) = 0.048 mW/g

**body/Zoom Scan (5x5x7)/Cube 0:** Measurement grid:  $dx=8\text{mm}$ ,  $dy=8\text{mm}$ ,  
 $dz=5\text{mm}$   
 Reference Value = 4.25 V/m; Power Drift = 0.050 dB  
 Peak SAR (extrapolated) = 0.073 W/kg

**SAR(1 g) = 0.043 mW/g; SAR(10 g) = 0.025 mW/g**  
 Maximum value of SAR (measured) = 0.047 mW/g



Unless otherwise stated the results shown in this test report refer only to the sample(s) tested and such sample(s) are retained for 90 days only. This test report cannot be reproduced, except in full, without prior written permission of the Company. 除非另有說明，此報告結果僅對測試之樣品負責，同時此樣品僅保留90天。本報告未經本公司書面許可，不可部份複製。  
 This document is issued by the Company subject to its General Conditions of Service ([www.sgs.com/terms\\_and\\_conditions.htm](http://www.sgs.com/terms_and_conditions.htm)) and Terms and Conditions for Electronic Documents ([www.sgs.com/terms\\_e-document.htm](http://www.sgs.com/terms_e-document.htm)). Attention is drawn to the limitations of liability, indemnification and jurisdictional issues established therein. Even if printed this electronic document is to be treated as an original within the meaning of UCP 600 article 20b. The authenticity of this document may be verified at [www.sgsonsite.com/authentication](http://www.sgsonsite.com/authentication). Any holder of this document is advised that information contained hereon reflects the Company's findings at the time of its intervention only and within the limits of client's instructions, if any. The Company's sole responsibility is to its Client and this document does not exonerate parties to a transaction from exercising all their rights and obligations under the transaction documents.

## Configuration 1\_CH9400

DUT: IdeaPad S10-3t;

Communication System: WCDMA BAND2; Frequency: 1880 MHz; Duty Cycle: 1:1  
 Medium: M1800 & 1900 Medium parameters used:  $f = 1880 \text{ MHz}$ ;  $\sigma = 1.6 \text{ mho/m}$ ;  $\epsilon_r = 54.7$ ;  
 $\rho = 1000 \text{ kg/m}^3$   
 Phantom section: Flat Section


DASY4 Configuration:

- Probe: EX3DV3 - SN3526; ConvF(8.89, 8.89, 8.89); Calibrated: 2009/8/26
- Sensor-Surface: 4mm (Mechanical Surface Detection)
- Electronics: DAE4 Sn547; Calibrated: 2009/1/20
- Phantom: SAM1; Type: SAM 4.0; Serial: TP:1419
- Measurement SW: DASY4, V4.7 Build 80; Postprocessing SW: SEMCAD, V1.8 Build 186

**body/Area Scan (71x71x1):** Measurement grid:  $dx=15\text{mm}$ ,  $dy=15\text{mm}$   
 Maximum value of SAR (interpolated) = 0.062 mW/g

**body/Zoom Scan (5x5x7)/Cube 0:** Measurement grid:  $dx=8\text{mm}$ ,  $dy=8\text{mm}$ ,  
 $dz=5\text{mm}$   
 Reference Value = 4.99 V/m; Power Drift = 0.086 dB  
 Peak SAR (extrapolated) = 0.093 W/kg

**SAR(1 g) = 0.055 mW/g; SAR(10 g) = 0.032 mW/g**  
 Maximum value of SAR (measured) = 0.061 mW/g



Unless otherwise stated the results shown in this test report refer only to the sample(s) tested and such sample(s) are retained for 90 days only. This test report cannot be reproduced, except in full, without prior written permission of the Company. 除非另有說明，此報告結果僅對測試之樣品負責，同時此樣品僅保留90天。本報告未經本公司書面許可，不可部份複製。  
 This document is issued by the Company subject to its General Conditions of Service ([www.sgs.com/terms\\_and\\_conditions.htm](http://www.sgs.com/terms_and_conditions.htm)) and Terms and Conditions for Electronic Documents ([www.sgs.com/terms\\_e-document.htm](http://www.sgs.com/terms_e-document.htm)). Attention is drawn to the limitations of liability, indemnification and jurisdictional issues established therein. Even if printed this electronic document is to be treated as an original within the meaning of UCP 600 article 20b. The authenticity of this document may be verified at [www.sgsonsite.com/authentication](http://www.sgsonsite.com/authentication). Any holder of this document is advised that information contained hereon reflects the Company's findings at the time of its intervention only and within the limits of client's instructions, if any. The Company's sole responsibility is to its Client and this document does not exonerate parties to a transaction from exercising all their rights and obligations under the transaction documents.

## Configuration 1\_CH9538

DUT: IdeaPad S10-3t;

Communication System: WCDMA BAND2; Frequency: 1907.6 MHz; Duty Cycle: 1:1  
 Medium: M1800 & 1900 Medium parameters used:  $f = 1908 \text{ MHz}$ ;  $\sigma = 1.64 \text{ mho/m}$ ;  $\epsilon_r = 54.5$ ;  
 $\rho = 1000 \text{ kg/m}^3$   
 Phantom section: Flat Section


DASY4 Configuration:

- Probe: EX3DV3 - SN3526; ConvF(8.89, 8.89, 8.89); Calibrated: 2009/8/26
- Sensor-Surface: 4mm (Mechanical Surface Detection)
- Electronics: DAE4 Sn547; Calibrated: 2009/1/20
- Phantom: SAM1; Type: SAM 4.0; Serial: TP:1419
- Measurement SW: DASY4, V4.7 Build 80; Postprocessing SW: SEMCAD, V1.8 Build 186

**body/Area Scan (71x71x1):** Measurement grid:  $dx=15\text{mm}$ ,  $dy=15\text{mm}$   
 Maximum value of SAR (interpolated) = 0.063 mW/g

**body/Zoom Scan (5x5x7)/Cube 0:** Measurement grid:  $dx=8\text{mm}$ ,  $dy=8\text{mm}$ ,  
 $dz=5\text{mm}$   
 Reference Value = 5.19 V/m; Power Drift = 0.017 dB  
 Peak SAR (extrapolated) = 0.094 W/kg

**SAR(1 g) = 0.055 mW/g; SAR(10 g) = 0.032 mW/g**  
 Maximum value of SAR (measured) = 0.061 mW/g



Unless otherwise stated the results shown in this test report refer only to the sample(s) tested and such sample(s) are retained for 90 days only. This test report cannot be reproduced, except in full, without prior written permission of the Company. 除非另有說明，此報告結果僅對測試之樣品負責，同時此樣品僅保留90天。本報告未經本公司書面許可，不可部份複製。  
 This document is issued by the Company subject to its General Conditions of Service ([www.sgs.com/terms\\_and\\_conditions.htm](http://www.sgs.com/terms_and_conditions.htm)) and Terms and Conditions for Electronic Documents ([www.sgs.com/terms\\_e-document.htm](http://www.sgs.com/terms_e-document.htm)). Attention is drawn to the limitations of liability, indemnification and jurisdictional issues established therein. Even if printed this electronic document is to be treated as an original within the meaning of UCP 600 article 20b. The authenticity of this document may be verified at [www.sgsonsite.com/authentication](http://www.sgsonsite.com/authentication). Any holder of this document is advised that information contained hereon reflects the Company's findings at the time of its intervention only and within the limits of client's instructions, if any. The Company's sole responsibility is to its Client and this document does not exonerate parties to a transaction from exercising all their rights and obligations under the transaction documents.

## Configuration 2\_CH9262

DUT: IdeaPad S10-3t;

Communication System: WCDMA BAND2; Frequency: 1852.4 MHz; Duty Cycle: 1:1  
 Medium: M1800 & 1900 Medium parameters used (interpolated):  $f = 1852.4 \text{ MHz}$ ;  $\sigma = 1.58 \text{ mho/m}$ ;  $\epsilon_r = 54.9$ ;  $\rho = 1000 \text{ kg/m}^3$   
 Phantom section: Flat Section

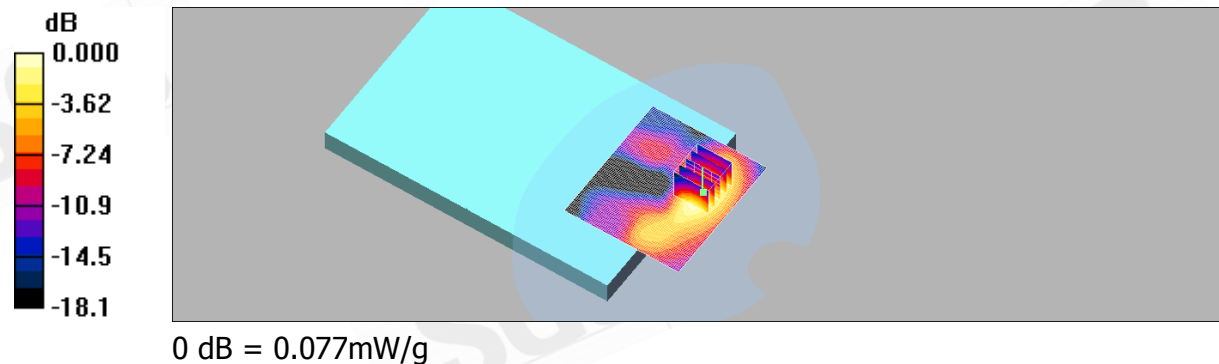
DASY4 Configuration:

- Probe: EX3DV3 - SN3526; ConvF(8.89, 8.89, 8.89); Calibrated: 2009/8/26
- Sensor-Surface: 4mm (Mechanical Surface Detection)
- Electronics: DAE4 Sn547; Calibrated: 2009/1/20
- Phantom: SAM1; Type: SAM 4.0; Serial: TP:1419
- Measurement SW: DASY4, V4.7 Build 80; Postprocessing SW: SEMCAD, V1.8 Build 186

**body/Area Scan (71x81x1):** Measurement grid:  $dx=15\text{mm}$ ,  $dy=15\text{mm}$   
 Maximum value of SAR (interpolated) = 0.078 mW/g

**body/Zoom Scan (5x5x7)/Cube 0:** Measurement grid:  $dx=8\text{mm}$ ,  $dy=8\text{mm}$ ,  
 $dz=5\text{mm}$   
 Reference Value = 3.13 V/m; Power Drift = -0.188 dB  
 Peak SAR (extrapolated) = 0.115 W/kg

**SAR(1 g) = 0.069 mW/g; SAR(10 g) = 0.040 mW/g**  
 Maximum value of SAR (measured) = 0.077 mW/g



Unless otherwise stated the results shown in this test report refer only to the sample(s) tested and such sample(s) are retained for 90 days only. This test report cannot be reproduced, except in full, without prior written permission of the Company. 除非另有說明，此報告結果僅對測試之樣品負責，同時此樣品僅保留90天。本報告未經本公司書面許可，不可部份複製。  
 This document is issued by the Company subject to its General Conditions of Service ([www.sgs.com/terms\\_and\\_conditions.htm](http://www.sgs.com/terms_and_conditions.htm)) and Terms and Conditions for Electronic Documents ([www.sgs.com/terms\\_e-document.htm](http://www.sgs.com/terms_e-document.htm)). Attention is drawn to the limitations of liability, indemnification and jurisdictional issues established therein. Even if printed this electronic document is to be treated as an original within the meaning of UCP 600 article 20b. The authenticity of this document may be verified at [www.sgsonsite.com/authentication](http://www.sgsonsite.com/authentication). Any holder of this document is advised that information contained hereon reflects the Company's findings at the time of its intervention only and within the limits of client's instructions, if any. The Company's sole responsibility is to its Client and this document does not exonerate parties to a transaction from exercising all their rights and obligations under the transaction documents.

## Configuration 2\_CH9400

DUT: IdeaPad S10-3t;

Communication System: WCDMA BAND2; Frequency: 1880 MHz; Duty Cycle: 1:1  
 Medium: M1800 & 1900 Medium parameters used:  $f = 1880 \text{ MHz}$ ;  $\sigma = 1.6 \text{ mho/m}$ ;  $\epsilon_r = 54.7$ ;  
 $\rho = 1000 \text{ kg/m}^3$   
 Phantom section: Flat Section

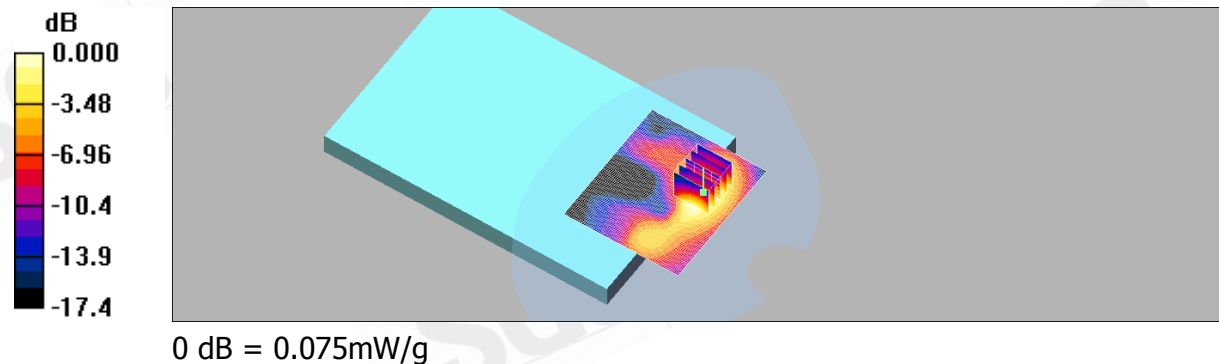
DASY4 Configuration:

- Probe: EX3DV3 - SN3526; ConvF(8.89, 8.89, 8.89); Calibrated: 2009/8/26
- Sensor-Surface: 4mm (Mechanical Surface Detection)
- Electronics: DAE4 Sn547; Calibrated: 2009/1/20
- Phantom: SAM1; Type: SAM 4.0; Serial: TP:1419
- Measurement SW: DASY4, V4.7 Build 80; Postprocessing SW: SEMCAD, V1.8 Build 186

**body/Area Scan (71x81x1):** Measurement grid:  $dx=15\text{mm}$ ,  $dy=15\text{mm}$   
 Maximum value of SAR (interpolated) = 0.077 mW/g

**body/Zoom Scan (5x5x7)/Cube 0:** Measurement grid:  $dx=8\text{mm}$ ,  $dy=8\text{mm}$ ,  
 $dz=5\text{mm}$   
 Reference Value = 2.49 V/m; Power Drift = -0.173 dB  
 Peak SAR (extrapolated) = 0.115 W/kg

**SAR(1 g) = 0.069 mW/g; SAR(10 g) = 0.040 mW/g**  
 Maximum value of SAR (measured) = 0.075 mW/g



Unless otherwise stated the results shown in this test report refer only to the sample(s) tested and such sample(s) are retained for 90 days only. This test report cannot be reproduced, except in full, without prior written permission of the Company. 除非另有說明，此報告結果僅對測試之樣品負責，同時此樣品僅保留90天。本報告未經本公司書面許可，不可部份複製。  
 This document is issued by the Company subject to its General Conditions of Service ([www.sgs.com/terms\\_and\\_conditions.htm](http://www.sgs.com/terms_and_conditions.htm)) and Terms and Conditions for Electronic Documents ([www.sgs.com/terms\\_e-document.htm](http://www.sgs.com/terms_e-document.htm)). Attention is drawn to the limitations of liability, indemnification and jurisdictional issues established therein. Even if printed this electronic document is to be treated as an original within the meaning of UCP 600 article 20b. The authenticity of this document may be verified at [www.sgs.com/site/authentication](http://www.sgs.com/site/authentication). Any holder of this document is advised that information contained hereon reflects the Company's findings at the time of its intervention only and within the limits of client's instructions, if any. The Company's sole responsibility is to its Client and this document does not exonerate parties to a transaction from exercising all their rights and obligations under the transaction documents.



## Configuration 2\_CH9538

DUT: IdeaPad S10-3t;

Communication System: WCDMA BAND2; Frequency: 1907.6 MHz; Duty Cycle: 1:1  
 Medium: M1800 & 1900 Medium parameters used:  $f = 1908 \text{ MHz}$ ;  $\sigma = 1.64 \text{ mho/m}$ ;  $\epsilon_r = 54.5$ ;  
 $\rho = 1000 \text{ kg/m}^3$   
 Phantom section: Flat Section

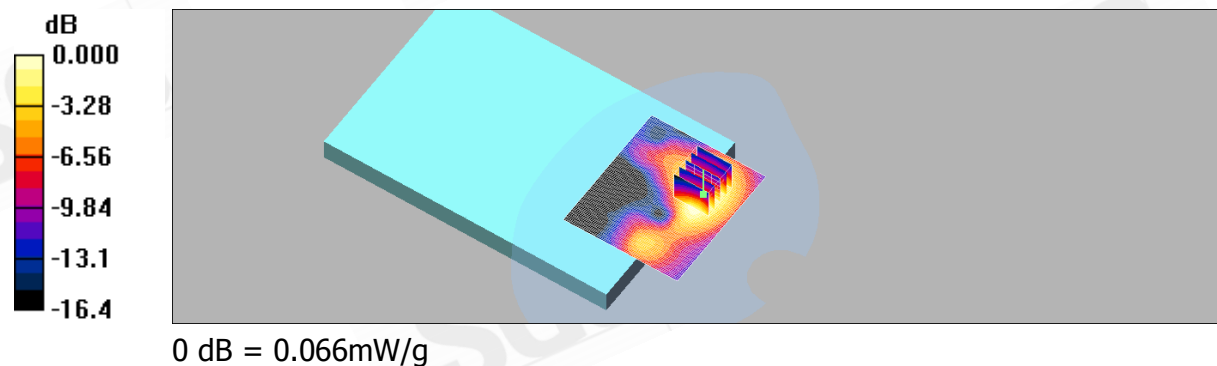
DASY4 Configuration:

- Probe: EX3DV3 - SN3526; ConvF(8.89, 8.89, 8.89); Calibrated: 2009/8/26
- Sensor-Surface: 4mm (Mechanical Surface Detection)
- Electronics: DAE4 Sn547; Calibrated: 2009/1/20
- Phantom: SAM1; Type: SAM 4.0; Serial: TP:1419
- Measurement SW: DASY4, V4.7 Build 80; Postprocessing SW: SEMCAD, V1.8 Build 186

**body/Area Scan (71x81x1):** Measurement grid:  $dx=15\text{mm}$ ,  $dy=15\text{mm}$   
 Maximum value of SAR (interpolated) = 0.070 mW/g

**body/Zoom Scan (5x5x7)/Cube 0:** Measurement grid:  $dx=8\text{mm}$ ,  $dy=8\text{mm}$ ,  
 $dz=5\text{mm}$   
 Reference Value = 2.27 V/m; Power Drift = -0.083 dB  
 Peak SAR (extrapolated) = 0.106 W/kg

**SAR(1 g) = 0.063 mW/g; SAR(10 g) = 0.037 mW/g**  
 Maximum value of SAR (measured) = 0.066 mW/g



Unless otherwise stated the results shown in this test report refer only to the sample(s) tested and such sample(s) are retained for 90 days only. This test report cannot be reproduced, except in full, without prior written permission of the Company. 除非另有說明，此報告結果僅對測試之樣品負責，同時此樣品僅保留90天。本報告未經本公司書面許可，不可部份複製。  
 This document is issued by the Company subject to its General Conditions of Service ([www.sgs.com/terms\\_and\\_conditions.htm](http://www.sgs.com/terms_and_conditions.htm)) and Terms and Conditions for Electronic Documents ([www.sgs.com/terms\\_e-document.htm](http://www.sgs.com/terms_e-document.htm)). Attention is drawn to the limitations of liability, indemnification and jurisdictional issues established therein. Even if printed this electronic document is to be treated as an original within the meaning of UCP 600 article 20b. The authenticity of this document may be verified at [www.sgsonsite.com/authentication](http://www.sgsonsite.com/authentication). Any holder of this document is advised that information contained hereon reflects the Company's findings at the time of its intervention only and within the limits of client's instructions, if any. The Company's sole responsibility is to its Client and this document does not exonerate parties to a transaction from exercising all their rights and obligations under the transaction documents.

## Configuration 3\_CH9262

DUT: IdeaPad S10-3t;

Communication System: WCDMA BAND2; Frequency: 1852.4 MHz; Duty Cycle: 1:1  
 Medium: M1800 & 1900 Medium parameters used (interpolated):  $f = 1852.4 \text{ MHz}$ ;  $\sigma = 1.56 \text{ mho/m}$ ;  $\epsilon_r = 54.5$ ;  $\rho = 1000 \text{ kg/m}^3$   
 Phantom section: Flat Section

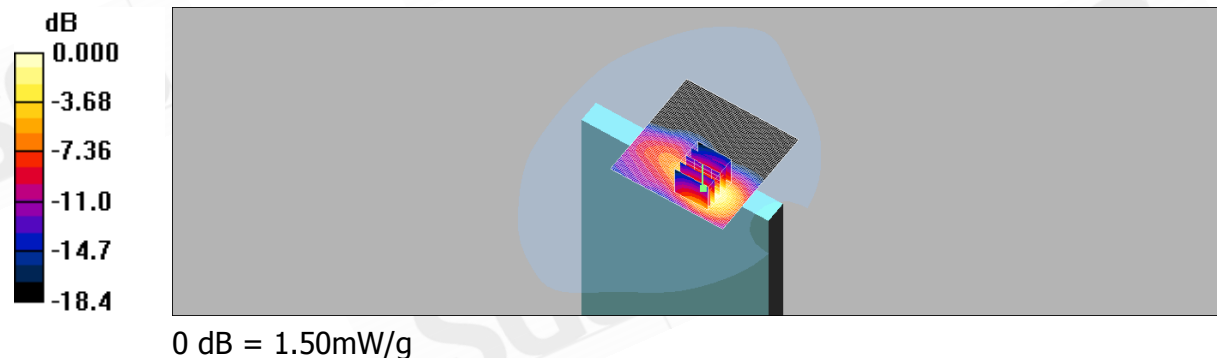
DASY4 Configuration:

- Probe: EX3DV3 - SN3526; ConvF(8.89, 8.89, 8.89); Calibrated: 2009/8/26
- Sensor-Surface: 4mm (Mechanical Surface Detection)
- Electronics: DAE4 Sn547; Calibrated: 2009/1/20
- Phantom: SAM1; Type: SAM 4.0; Serial: TP:1419
- Measurement SW: DASY4, V4.7 Build 80; Postprocessing SW: SEMCAD, V1.8 Build 186

**body/Area Scan (71x71x1):** Measurement grid:  $dx=15\text{mm}$ ,  $dy=15\text{mm}$   
 Maximum value of SAR (interpolated) = 1.55 mW/g

**body/Zoom Scan (5x5x7)/Cube 0:** Measurement grid:  $dx=8\text{mm}$ ,  $dy=8\text{mm}$ ,  
 $dz=5\text{mm}$   
 Reference Value = 16.4 V/m; Power Drift = -0.026 dB  
 Peak SAR (extrapolated) = 2.33 W/kg

**SAR(1 g) = 1.35 mW/g; SAR(10 g) = 0.727 mW/g**  
 Maximum value of SAR (measured) = 1.50 mW/g



Unless otherwise stated the results shown in this test report refer only to the sample(s) tested and such sample(s) are retained for 90 days only. This test report cannot be reproduced, except in full, without prior written permission of the Company. 除非另有說明，此報告結果僅對測試之樣品負責，同時此樣品僅保留90天。本報告未經本公司書面許可，不可部份複製。  
 This document is issued by the Company subject to its General Conditions of Service ([www.sgs.com/terms\\_and\\_conditions.htm](http://www.sgs.com/terms_and_conditions.htm)) and Terms and Conditions for Electronic Documents ([www.sgs.com/terms\\_e-document.htm](http://www.sgs.com/terms_e-document.htm)). Attention is drawn to the limitations of liability, indemnification and jurisdictional issues established therein. Even if printed this electronic document is to be treated as an original within the meaning of UCP 600 article 20b. The authenticity of this document may be verified at [www.sgsonsite.com/authentication](http://www.sgsonsite.com/authentication). Any holder of this document is advised that information contained hereon reflects the Company's findings at the time of its intervention only and within the limits of client's instructions, if any. The Company's sole responsibility is to its Client and this document does not exonerate parties to a transaction from exercising all their rights and obligations under the transaction documents.

## Configuration 3\_CH9400

DUT: IdeaPad S10-3t;

Communication System: WCDMA BAND2; Frequency: 1880 MHz; Duty Cycle: 1:1  
 Medium: M1800 & 1900 Medium parameters used:  $f = 1880 \text{ MHz}$ ;  $\sigma = 1.58 \text{ mho/m}$ ;  $\epsilon_r = 54.4$ ;  
 $\rho = 1000 \text{ kg/m}^3$   
 Phantom section: Flat Section

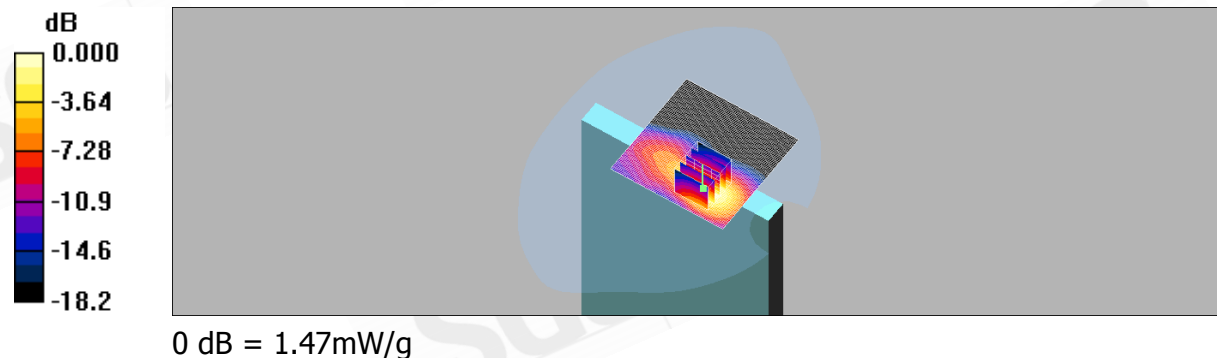
DASY4 Configuration:

- Probe: EX3DV3 - SN3526; ConvF(8.89, 8.89, 8.89); Calibrated: 2009/8/26
- Sensor-Surface: 4mm (Mechanical Surface Detection)
- Electronics: DAE4 Sn547; Calibrated: 2009/1/20
- Phantom: SAM1; Type: SAM 4.0; Serial: TP:1419
- Measurement SW: DASY4, V4.7 Build 80; Postprocessing SW: SEMCAD, V1.8 Build 186

**body/Area Scan (71x71x1):** Measurement grid:  $dx=15\text{mm}$ ,  $dy=15\text{mm}$   
 Maximum value of SAR (interpolated) = 1.50 mW/g

**body/Zoom Scan (5x5x7)/Cube 0:** Measurement grid:  $dx=8\text{mm}$ ,  $dy=8\text{mm}$ ,  
 $dz=5\text{mm}$   
 Reference Value = 16.7 V/m; Power Drift = -0.118 dB  
 Peak SAR (extrapolated) = 2.28 W/kg

**SAR(1 g) = 1.32 mW/g; SAR(10 g) = 0.714 mW/g**  
 Maximum value of SAR (measured) = 1.47 mW/g



Unless otherwise stated the results shown in this test report refer only to the sample(s) tested and such sample(s) are retained for 90 days only. This test report cannot be reproduced, except in full, without prior written permission of the Company. 除非另有說明，此報告結果僅對測試之樣品負責，同時此樣品僅保留90天。本報告未經本公司書面許可，不可部份複製。  
 This document is issued by the Company subject to its General Conditions of Service ([www.sgs.com/terms\\_and\\_conditions.htm](http://www.sgs.com/terms_and_conditions.htm)) and Terms and Conditions for Electronic Documents ([www.sgs.com/terms\\_e-document.htm](http://www.sgs.com/terms_e-document.htm)). Attention is drawn to the limitations of liability, indemnification and jurisdictional issues established therein. Even if printed this electronic document is to be treated as an original within the meaning of UCP 600 article 20b. The authenticity of this document may be verified at [www.sgsonsite.com/authentication](http://www.sgsonsite.com/authentication). Any holder of this document is advised that information contained hereon reflects the Company's findings at the time of its intervention only and within the limits of client's instructions, if any. The Company's sole responsibility is to its Client and this document does not exonerate parties to a transaction from exercising all their rights and obligations under the transaction documents.

## Configuration 3\_CH9538

DUT: IdeaPad S10-3t;

Communication System: WCDMA BAND2; Frequency: 1907.6 MHz; Duty Cycle: 1:1  
 Medium: M1800 & 1900 Medium parameters used:  $f = 1908$  MHz;  $\sigma = 1.61$  mho/m;  $\epsilon_r = 54.4$ ;  
 $\rho = 1000$  kg/m<sup>3</sup>  
 Phantom section: Flat Section

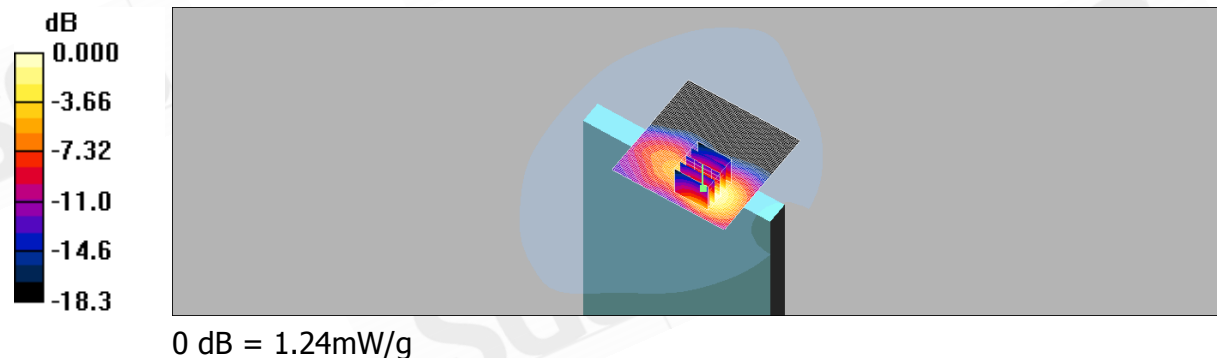
DASY4 Configuration:

- Probe: EX3DV3 - SN3526; ConvF(8.89, 8.89, 8.89); Calibrated: 2009/8/26
- Sensor-Surface: 4mm (Mechanical Surface Detection)
- Electronics: DAE4 Sn547; Calibrated: 2009/1/20
- Phantom: SAM1; Type: SAM 4.0; Serial: TP:1419
- Measurement SW: DASY4, V4.7 Build 80; Postprocessing SW: SEMCAD, V1.8 Build 186

**body/Area Scan (71x71x1):** Measurement grid: dx=15mm, dy=15mm  
 Maximum value of SAR (interpolated) = 1.24 mW/g

**body/Zoom Scan (5x5x7)/Cube 0:** Measurement grid: dx=8mm, dy=8mm,  
 dz=5mm  
 Reference Value = 16.0 V/m; Power Drift = -0.174 dB  
 Peak SAR (extrapolated) = 1.95 W/kg

**SAR(1 g) = 1.12 mW/g; SAR(10 g) = 0.605 mW/g**  
 Maximum value of SAR (measured) = 1.24 mW/g



Unless otherwise stated the results shown in this test report refer only to the sample(s) tested and such sample(s) are retained for 90 days only. This test report cannot be reproduced, except in full, without prior written permission of the Company. 除非另有說明，此報告結果僅對測試之樣品負責，同時此樣品僅保留90天。本報告未經本公司書面許可，不可部份複製。  
 This document is issued by the Company subject to its General Conditions of Service ([www.sgs.com/terms\\_and\\_conditions.htm](http://www.sgs.com/terms_and_conditions.htm)) and Terms and Conditions for Electronic Documents ([www.sgs.com/terms\\_e-document.htm](http://www.sgs.com/terms_e-document.htm)). Attention is drawn to the limitations of liability, indemnification and jurisdictional issues established therein. Even if printed this electronic document is to be treated as an original within the meaning of UCP 600 article 20b. The authenticity of this document may be verified at [www.sgsonsite.com/authentication](http://www.sgsonsite.com/authentication). Any holder of this document is advised that information contained hereon reflects the Company's findings at the time of its intervention only and within the limits of client's instructions, if any. The Company's sole responsibility is to its Client and this document does not exonerate parties to a transaction from exercising all their rights and obligations under the transaction documents.

## Configuration 4\_CH9262

DUT: IdeaPad S10-3t;

Communication System: WCDMA BAND2; Frequency: 1852.4 MHz; Duty Cycle: 1:1  
 Medium: M1800 & 1900 Medium parameters used (interpolated):  $f = 1852.4 \text{ MHz}$ ;  $\sigma = 1.56 \text{ mho/m}$ ;  $\epsilon_r = 54.4$ ;  $\rho = 1000 \text{ kg/m}^3$   
 Phantom section: Flat Section


DASY4 Configuration:

- Probe: EX3DV3 - SN3526; ConvF(8.89, 8.89, 8.89); Calibrated: 2009/8/26
- Sensor-Surface: 4mm (Mechanical Surface Detection)
- Electronics: DAE4 Sn547; Calibrated: 2009/1/20
- Phantom: SAM2; Type: SAM 4.0; Serial: TP:1270
- Measurement SW: DASY4, V4.7 Build 80; Postprocessing SW: SEMCAD, V1.8 Build 186

**body/Area Scan (61x61x1):** Measurement grid:  $dx=15\text{mm}$ ,  $dy=15\text{mm}$   
 Maximum value of SAR (interpolated) = 0.089 mW/g

**body/Zoom Scan (5x5x7)/Cube 0:** Measurement grid:  $dx=8\text{mm}$ ,  $dy=8\text{mm}$ ,  
 $dz=5\text{mm}$   
 Reference Value = 4.61 V/m; Power Drift = -0.002 dB  
 Peak SAR (extrapolated) = 0.127 W/kg

**SAR(1 g) = 0.082 mW/g; SAR(10 g) = 0.054 mW/g**  
 Maximum value of SAR (measured) = 0.088 mW/g





## Configuration 4\_CH9400

DUT: IdeaPad S10-3t;

Communication System: WCDMA BAND2; Frequency: 1880 MHz; Duty Cycle: 1:1  
 Medium: M1800 & 1900 Medium parameters used:  $f = 1880 \text{ MHz}$ ;  $\sigma = 1.59 \text{ mho/m}$ ;  $\epsilon_r = 54.4$ ;  
 $\rho = 1000 \text{ kg/m}^3$   
 Phantom section: Flat Section

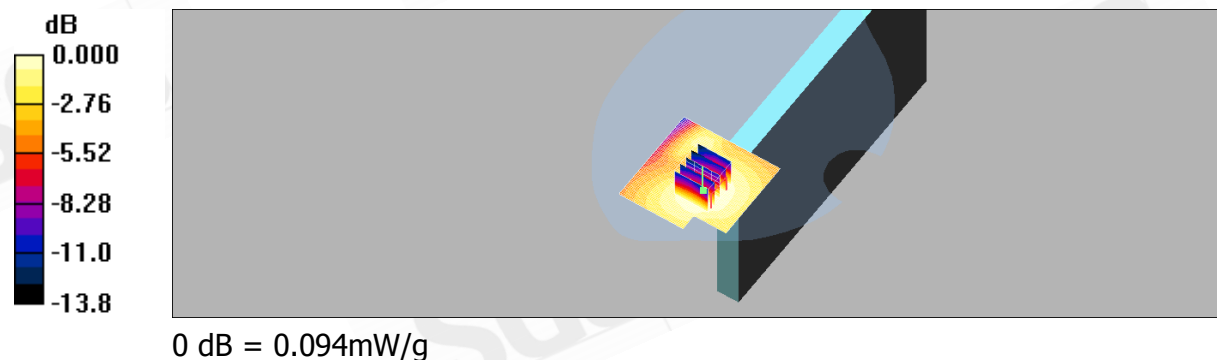
DASY4 Configuration:

- Probe: EX3DV3 - SN3526; ConvF(8.89, 8.89, 8.89); Calibrated: 2009/8/26
- Sensor-Surface: 4mm (Mechanical Surface Detection)
- Electronics: DAE4 Sn547; Calibrated: 2009/1/20
- Phantom: SAM2; Type: SAM 4.0; Serial: TP:1270
- Measurement SW: DASY4, V4.7 Build 80; Postprocessing SW: SEMCAD, V1.8 Build 186

**body/Area Scan (61x61x1):** Measurement grid:  $dx=15\text{mm}$ ,  $dy=15\text{mm}$   
 Maximum value of SAR (interpolated) = 0.096 mW/g

**body/Zoom Scan (5x5x7)/Cube 0:** Measurement grid:  $dx=8\text{mm}$ ,  $dy=8\text{mm}$ ,  
 $dz=5\text{mm}$   
 Reference Value = 4.64 V/m; Power Drift = 0.138 dB  
 Peak SAR (extrapolated) = 0.136 W/kg

**SAR(1 g) = 0.088 mW/g; SAR(10 g) = 0.058 mW/g**  
 Maximum value of SAR (measured) = 0.094 mW/g



Unless otherwise stated the results shown in this test report refer only to the sample(s) tested and such sample(s) are retained for 90 days only. This test report cannot be reproduced, except in full, without prior written permission of the Company. 除非另有說明，此報告結果僅對測試之樣品負責，同時此樣品僅保留90天。本報告未經本公司書面許可，不可部份複製。  
 This document is issued by the Company subject to its General Conditions of Service ([www.sgs.com/terms\\_and\\_conditions.htm](http://www.sgs.com/terms_and_conditions.htm)) and Terms and Conditions for Electronic Documents ([www.sgs.com/terms\\_e-document.htm](http://www.sgs.com/terms_e-document.htm)). Attention is drawn to the limitations of liability, indemnification and jurisdictional issues established therein. Even if printed this electronic document is to be treated as an original within the meaning of UCP 600 article 20b. The authenticity of this document may be verified at [www.sgsonsite.com/authentication](http://www.sgsonsite.com/authentication). Any holder of this document is advised that information contained hereon reflects the Company's findings at the time of its intervention only and within the limits of client's instructions, if any. The Company's sole responsibility is to its Client and this document does not exonerate parties to a transaction from exercising all their rights and obligations under the transaction documents.

## Configuration 4\_CH9538

DUT: IdeaPad S10-3t;

Communication System: WCDMA BAND2; Frequency: 1907.6 MHz; Duty Cycle: 1:1  
 Medium: M1800 & 1900 Medium parameters used:  $f = 1908 \text{ MHz}$ ;  $\sigma = 1.62 \text{ mho/m}$ ;  $\epsilon_r = 54.3$ ;  
 $\rho = 1000 \text{ kg/m}^3$   
 Phantom section: Flat Section


DASY4 Configuration:

- Probe: EX3DV3 - SN3526; ConvF(8.89, 8.89, 8.89); Calibrated: 2009/8/26
- Sensor-Surface: 4mm (Mechanical Surface Detection)
- Electronics: DAE4 Sn547; Calibrated: 2009/1/20
- Phantom: SAM2; Type: SAM 4.0; Serial: TP:1270
- Measurement SW: DASY4, V4.7 Build 80; Postprocessing SW: SEMCAD, V1.8 Build 186

**body/Area Scan (61x61x1):** Measurement grid:  $dx=15\text{mm}$ ,  $dy=15\text{mm}$   
 Maximum value of SAR (interpolated) = 0.088 mW/g

**body/Zoom Scan (5x5x7)/Cube 0:** Measurement grid:  $dx=8\text{mm}$ ,  $dy=8\text{mm}$ ,  
 $dz=5\text{mm}$   
 Reference Value = 4.14 V/m; Power Drift = 0.081 dB  
 Peak SAR (extrapolated) = 0.129 W/kg

**SAR(1 g) = 0.083 mW/g; SAR(10 g) = 0.053 mW/g**  
 Maximum value of SAR (measured) = 0.088 mW/g



Unless otherwise stated the results shown in this test report refer only to the sample(s) tested and such sample(s) are retained for 90 days only. This test report cannot be reproduced, except in full, without prior written permission of the Company. 除非另有說明，此報告結果僅對測試之樣品負責，同時此樣品僅保留90天。本報告未經本公司書面許可，不可部份複製。  
 This document is issued by the Company subject to its General Conditions of Service ([www.sgs.com/terms\\_and\\_conditions.htm](http://www.sgs.com/terms_and_conditions.htm)) and Terms and Conditions for Electronic Documents ([www.sgs.com/terms\\_e-document.htm](http://www.sgs.com/terms_e-document.htm)). Attention is drawn to the limitations of liability, indemnification and jurisdictional issues established therein. Even if printed this electronic document is to be treated as an original within the meaning of UCP 600 article 20b. The authenticity of this document may be verified at [www.sgsonsite.com/authentication](http://www.sgsonsite.com/authentication). Any holder of this document is advised that information contained hereon reflects the Company's findings at the time of its intervention only and within the limits of client's instructions, if any. The Company's sole responsibility is to its Client and this document does not exonerate parties to a transaction from exercising all their rights and obligations under the transaction documents.

## Configuration 6\_CH9262

DUT: IdeaPad S10-3t;

Communication System: WCDMA BAND2; Frequency: 1852.4 MHz; Duty Cycle: 1:1  
 Medium: M1800 & 1900 Medium parameters used (interpolated):  $f = 1852.4 \text{ MHz}$ ;  $\sigma = 1.56 \text{ mho/m}$ ;  $\epsilon_r = 54.4$ ;  $\rho = 1000 \text{ kg/m}^3$   
 Phantom section: Flat Section


DASY4 Configuration:

- Probe: EX3DV3 - SN3526; ConvF(8.89, 8.89, 8.89); Calibrated: 2009/8/26
- Sensor-Surface: 4mm (Mechanical Surface Detection)
- Electronics: DAE4 Sn547; Calibrated: 2009/1/20
- Phantom: SAM2; Type: SAM 4.0; Serial: TP:1270
- Measurement SW: DASY4, V4.7 Build 80; Postprocessing SW: SEMCAD, V1.8 Build 186

**body/Area Scan (61x61x1):** Measurement grid:  $dx=15\text{mm}$ ,  $dy=15\text{mm}$   
 Maximum value of SAR (interpolated) = 0.064 mW/g

**body/Zoom Scan (5x5x7)/Cube 0:** Measurement grid:  $dx=8\text{mm}$ ,  $dy=8\text{mm}$ ,  
 $dz=5\text{mm}$   
 Reference Value = 1.21 V/m; Power Drift = 0.13 dB  
 Peak SAR (extrapolated) = 0.105 W/kg

**SAR(1 g) = 0.055 mW/g; SAR(10 g) = 0.030 mW/g**  
 Maximum value of SAR (measured) = 0.061 mW/g



Unless otherwise stated the results shown in this test report refer only to the sample(s) tested and such sample(s) are retained for 90 days only. This test report cannot be reproduced, except in full, without prior written permission of the Company. 除非另有說明，此報告結果僅對測試之樣品負責，同時此樣品僅保留90天。本報告未經本公司書面許可，不可部份複製。  
 This document is issued by the Company subject to its General Conditions of Service ([www.sgs.com/terms\\_and\\_conditions.htm](http://www.sgs.com/terms_and_conditions.htm)) and Terms and Conditions for Electronic Documents ([www.sgs.com/terms\\_e-document.htm](http://www.sgs.com/terms_e-document.htm)). Attention is drawn to the limitations of liability, indemnification and jurisdictional issues established therein. Even if printed this electronic document is to be treated as an original within the meaning of UCP 600 article 20b. The authenticity of this document may be verified at [www.sgsonsite.com/authentication](http://www.sgsonsite.com/authentication). Any holder of this document is advised that information contained hereon reflects the Company's findings at the time of its intervention only and within the limits of client's instructions, if any. The Company's sole responsibility is to its Client and this document does not exonerate parties to a transaction from exercising all their rights and obligations under the transaction documents.

## Configuration 6\_CH9400

DUT: IdeaPad S10-3t;

Communication System: WCDMA BAND2; Frequency: 1880 MHz; Duty Cycle: 1:1  
 Medium: M1800 & 1900 Medium parameters used:  $f = 1880 \text{ MHz}$ ;  $\sigma = 1.59 \text{ mho/m}$ ;  $\epsilon_r = 54.4$ ;  
 $\rho = 1000 \text{ kg/m}^3$   
 Phantom section: Flat Section


DASY4 Configuration:

- Probe: EX3DV3 - SN3526; ConvF(8.89, 8.89, 8.89); Calibrated: 2009/8/26
- Sensor-Surface: 4mm (Mechanical Surface Detection)
- Electronics: DAE4 Sn547; Calibrated: 2009/1/20
- Phantom: SAM2; Type: SAM 4.0; Serial: TP:1270
- Measurement SW: DASY4, V4.7 Build 80; Postprocessing SW: SEMCAD, V1.8 Build 186

**body/Area Scan (61x61x1):** Measurement grid:  $dx=15\text{mm}$ ,  $dy=15\text{mm}$   
 Maximum value of SAR (interpolated) = 0.096 mW/g

**body/Zoom Scan (5x5x7)/Cube 0:** Measurement grid:  $dx=8\text{mm}$ ,  $dy=8\text{mm}$ ,  
 $dz=5\text{mm}$   
 Reference Value = 1.54 V/m; Power Drift = 0.125 dB  
 Peak SAR (extrapolated) = 0.152 W/kg

**SAR(1 g) = 0.080 mW/g; SAR(10 g) = 0.043 mW/g**  
 Maximum value of SAR (measured) = 0.090 mW/g



Unless otherwise stated the results shown in this test report refer only to the sample(s) tested and such sample(s) are retained for 90 days only. This test report cannot be reproduced, except in full, without prior written permission of the Company. 除非另有說明，此報告結果僅對測試之樣品負責，同時此樣品僅保留90天。本報告未經本公司書面許可，不可部份複製。  
 This document is issued by the Company subject to its General Conditions of Service ([www.sgs.com/terms\\_and\\_conditions.htm](http://www.sgs.com/terms_and_conditions.htm)) and Terms and Conditions for Electronic Documents ([www.sgs.com/terms\\_e-document.htm](http://www.sgs.com/terms_e-document.htm)). Attention is drawn to the limitations of liability, indemnification and jurisdictional issues established therein. Even if printed this electronic document is to be treated as an original within the meaning of UCP 600 article 20b. The authenticity of this document may be verified at [www.sgonsite.com/authentication](http://www.sgonsite.com/authentication). Any holder of this document is advised that information contained hereon reflects the Company's findings at the time of its intervention only and within the limits of client's instructions, if any. The Company's sole responsibility is to its Client and this document does not exonerate parties to a transaction from exercising all their rights and obligations under the transaction documents.

## Configuration 6\_CH9538

DUT: IdeaPad S10-3t;

Communication System: WCDMA BAND2; Frequency: 1907.6 MHz; Duty Cycle: 1:1  
 Medium: M1800 & 1900 Medium parameters used:  $f = 1908 \text{ MHz}$ ;  $\sigma = 1.62 \text{ mho/m}$ ;  $\epsilon_r = 54.3$ ;  
 $\rho = 1000 \text{ kg/m}^3$   
 Phantom section: Flat Section


DASY4 Configuration:

- Probe: EX3DV3 - SN3526; ConvF(8.89, 8.89, 8.89); Calibrated: 2009/8/26
- Sensor-Surface: 4mm (Mechanical Surface Detection)
- Electronics: DAE4 Sn547; Calibrated: 2009/1/20
- Phantom: SAM2; Type: SAM 4.0; Serial: TP:1270
- Measurement SW: DASY4, V4.7 Build 80; Postprocessing SW: SEMCAD, V1.8 Build 186

**body/Area Scan (61x61x1):** Measurement grid:  $dx=15\text{mm}$ ,  $dy=15\text{mm}$   
 Maximum value of SAR (interpolated) = 0.099 mW/g

**body/Zoom Scan (5x5x7)/Cube 0:** Measurement grid:  $dx=8\text{mm}$ ,  $dy=8\text{mm}$ ,  
 $dz=5\text{mm}$   
 Reference Value = 1.55 V/m; Power Drift = 0.125 dB  
 Peak SAR (extrapolated) = 0.156 W/kg

**SAR(1 g) = 0.082 mW/g; SAR(10 g) = 0.044 mW/g**  
 Maximum value of SAR (measured) = 0.092 mW/g



Unless otherwise stated the results shown in this test report refer only to the sample(s) tested and such sample(s) are retained for 90 days only. This test report cannot be reproduced, except in full, without prior written permission of the Company. 除非另有說明，此報告結果僅對測試之樣品負責，同時此樣品僅保留90天。本報告未經本公司書面許可，不可部份複製。  
 This document is issued by the Company subject to its General Conditions of Service ([www.sgs.com/terms\\_and\\_conditions.htm](http://www.sgs.com/terms_and_conditions.htm)) and Terms and Conditions for Electronic Documents ([www.sgs.com/terms\\_e-document.htm](http://www.sgs.com/terms_e-document.htm)). Attention is drawn to the limitations of liability, indemnification and jurisdictional issues established therein. Even if printed this electronic document is to be treated as an original within the meaning of UCP 600 article 20b. The authenticity of this document may be verified at [www.sgonsite.com/authentication](http://www.sgonsite.com/authentication). Any holder of this document is advised that information contained hereon reflects the Company's findings at the time of its intervention only and within the limits of client's instructions, if any. The Company's sole responsibility is to its Client and this document does not exonerate parties to a transaction from exercising all their rights and obligations under the transaction documents.



## Configuration 1\_CH9262\_HSDPA mode

DUT: IdeaPad S10-3t;

Communication System: WCDMA BAND2; Frequency: 1852.4 MHz; Duty Cycle: 1:1  
 Medium: M1800 & 1900 Medium parameters used (interpolated):  $f = 1852.4 \text{ MHz}$ ;  $\sigma = 1.58 \text{ mho/m}$ ;  $\epsilon_r = 54.9$ ;  $\rho = 1000 \text{ kg/m}^3$   
 Phantom section: Flat Section


DASY4 Configuration:

- Probe: EX3DV3 - SN3526; ConvF(8.89, 8.89, 8.89); Calibrated: 2009/8/26
- Sensor-Surface: 4mm (Mechanical Surface Detection)
- Electronics: DAE4 Sn547; Calibrated: 2009/1/20
- Phantom: SAM1; Type: SAM 4.0; Serial: TP:1419
- Measurement SW: DASY4, V4.7 Build 80; Postprocessing SW: SEMCAD, V1.8 Build 186

**body/Area Scan (71x71x1):** Measurement grid:  $dx=15\text{mm}$ ,  $dy=15\text{mm}$   
 Maximum value of SAR (interpolated) = 0.044 mW/g

**body/Zoom Scan (5x5x7)/Cube 0:** Measurement grid:  $dx=8\text{mm}$ ,  $dy=8\text{mm}$ ,  
 $dz=5\text{mm}$   
 Reference Value = 4.06 V/m; Power Drift = 0.063 dB  
 Peak SAR (extrapolated) = 0.068 W/kg

**SAR(1 g) = 0.040 mW/g; SAR(10 g) = 0.023 mW/g**  
 Maximum value of SAR (measured) = 0.044 mW/g



Unless otherwise stated the results shown in this test report refer only to the sample(s) tested and such sample(s) are retained for 90 days only. This test report cannot be reproduced, except in full, without prior written permission of the Company. 除非另有說明，此報告結果僅對測試之樣品負責，同時此樣品僅保留90天。本報告未經本公司書面許可，不可部份複製。  
 This document is issued by the Company subject to its General Conditions of Service ([www.sgs.com/terms\\_and\\_conditions.htm](http://www.sgs.com/terms_and_conditions.htm)) and Terms and Conditions for Electronic Documents ([www.sgs.com/terms\\_e-document.htm](http://www.sgs.com/terms_e-document.htm)). Attention is drawn to the limitations of liability, indemnification and jurisdictional issues established therein. Even if printed this electronic document is to be treated as an original within the meaning of UCP 600 article 20b. The authenticity of this document may be verified at [www.sgsonsite.com/authentication](http://www.sgsonsite.com/authentication). Any holder of this document is advised that information contained hereon reflects the Company's findings at the time of its intervention only and within the limits of client's instructions, if any. The Company's sole responsibility is to its Client and this document does not exonerate parties to a transaction from exercising all their rights and obligations under the transaction documents.

## Configuration 1\_CH9400\_HSDPA mode

DUT: IdeaPad S10-3t;

Communication System: WCDMA BAND2; Frequency: 1880 MHz; Duty Cycle: 1:1  
 Medium: M1800 & 1900 Medium parameters used:  $f = 1880 \text{ MHz}$ ;  $\sigma = 1.6 \text{ mho/m}$ ;  $\epsilon_r = 54.7$ ;  
 $\rho = 1000 \text{ kg/m}^3$   
 Phantom section: Flat Section


DASY4 Configuration:

- Probe: EX3DV3 - SN3526; ConvF(8.89, 8.89, 8.89); Calibrated: 2009/8/26
- Sensor-Surface: 4mm (Mechanical Surface Detection)
- Electronics: DAE4 Sn547; Calibrated: 2009/1/20
- Phantom: SAM1; Type: SAM 4.0; Serial: TP:1419
- Measurement SW: DASY4, V4.7 Build 80; Postprocessing SW: SEMCAD, V1.8 Build 186

**body/Area Scan (71x71x1):** Measurement grid:  $dx=15\text{mm}$ ,  $dy=15\text{mm}$   
 Maximum value of SAR (interpolated) = 0.059 mW/g

**body/Zoom Scan (5x5x7)/Cube 0:** Measurement grid:  $dx=8\text{mm}$ ,  $dy=8\text{mm}$ ,  
 $dz=5\text{mm}$   
 Reference Value = 4.86 V/m; Power Drift = 0.068 dB  
 Peak SAR (extrapolated) = 0.090 W/kg

**SAR(1 g) = 0.052 mW/g; SAR(10 g) = 0.030 mW/g**  
 Maximum value of SAR (measured) = 0.058 mW/g



Unless otherwise stated the results shown in this test report refer only to the sample(s) tested and such sample(s) are retained for 90 days only. This test report cannot be reproduced, except in full, without prior written permission of the Company. 除非另有說明，此報告結果僅對測試之樣品負責，同時此樣品僅保留90天。本報告未經本公司書面許可，不可部份複製。  
 This document is issued by the Company subject to its General Conditions of Service ([www.sgs.com/terms\\_and\\_conditions.htm](http://www.sgs.com/terms_and_conditions.htm)) and Terms and Conditions for Electronic Documents ([www.sgs.com/terms\\_e-document.htm](http://www.sgs.com/terms_e-document.htm)). Attention is drawn to the limitations of liability, indemnification and jurisdictional issues established therein. Even if printed this electronic document is to be treated as an original within the meaning of UCP 600 article 20b. The authenticity of this document may be verified at [www.sgsonsite.com/authentication](http://www.sgsonsite.com/authentication). Any holder of this document is advised that information contained hereon reflects the Company's findings at the time of its intervention only and within the limits of client's instructions, if any. The Company's sole responsibility is to its Client and this document does not exonerate parties to a transaction from exercising all their rights and obligations under the transaction documents.

## Configuration 1\_CH9538\_HSDPA mode

DUT: IdeaPad S10-3t;

Communication System: WCDMA BAND2; Frequency: 1907.6 MHz; Duty Cycle: 1:1  
 Medium: M1800 & 1900 Medium parameters used:  $f = 1908 \text{ MHz}$ ;  $\sigma = 1.64 \text{ mho/m}$ ;  $\epsilon_r = 54.5$ ;  
 $\rho = 1000 \text{ kg/m}^3$   
 Phantom section: Flat Section


DASY4 Configuration:

- Probe: EX3DV3 - SN3526; ConvF(8.89, 8.89, 8.89); Calibrated: 2009/8/26
- Sensor-Surface: 4mm (Mechanical Surface Detection)
- Electronics: DAE4 Sn547; Calibrated: 2009/1/20
- Phantom: SAM1; Type: SAM 4.0; Serial: TP:1419
- Measurement SW: DASY4, V4.7 Build 80; Postprocessing SW: SEMCAD, V1.8 Build 186

**body/Area Scan (71x71x1):** Measurement grid:  $dx=15\text{mm}$ ,  $dy=15\text{mm}$   
 Maximum value of SAR (interpolated) = 0.060 mW/g

**body/Zoom Scan (5x5x7)/Cube 0:** Measurement grid:  $dx=8\text{mm}$ ,  $dy=8\text{mm}$ ,  
 $dz=5\text{mm}$   
 Reference Value = 5.01 V/m; Power Drift = 0.041 dB  
 Peak SAR (extrapolated) = 0.090 W/kg

**SAR(1 g) = 0.053 mW/g; SAR(10 g) = 0.031 mW/g**  
 Maximum value of SAR (measured) = 0.058 mW/g



Unless otherwise stated the results shown in this test report refer only to the sample(s) tested and such sample(s) are retained for 90 days only. This test report cannot be reproduced, except in full, without prior written permission of the Company. 除非另有說明，此報告結果僅對測試之樣品負責，同時此樣品僅保留90天。本報告未經本公司書面許可，不可部份複製。  
 This document is issued by the Company subject to its General Conditions of Service ([www.sgs.com/terms\\_and\\_conditions.htm](http://www.sgs.com/terms_and_conditions.htm)) and Terms and Conditions for Electronic Documents ([www.sgs.com/terms\\_e-document.htm](http://www.sgs.com/terms_e-document.htm)). Attention is drawn to the limitations of liability, indemnification and jurisdictional issues established therein. Even if printed this electronic document is to be treated as an original within the meaning of UCP 600 article 20b. The authenticity of this document may be verified at [www.sgsonsite.com/authentication](http://www.sgsonsite.com/authentication). Any holder of this document is advised that information contained hereon reflects the Company's findings at the time of its intervention only and within the limits of client's instructions, if any. The Company's sole responsibility is to its Client and this document does not exonerate parties to a transaction from exercising all their rights and obligations under the transaction documents.

## Configuration 2\_CH9262\_HSDPA mode

DUT: IdeaPad S10-3t;

Communication System: WCDMA BAND2; Frequency: 1852.4 MHz; Duty Cycle: 1:1  
 Medium: M1800 & 1900 Medium parameters used (interpolated):  $f = 1852.4 \text{ MHz}$ ;  $\sigma = 1.58 \text{ mho/m}$ ;  $\epsilon_r = 54.9$ ;  $\rho = 1000 \text{ kg/m}^3$   
 Phantom section: Flat Section

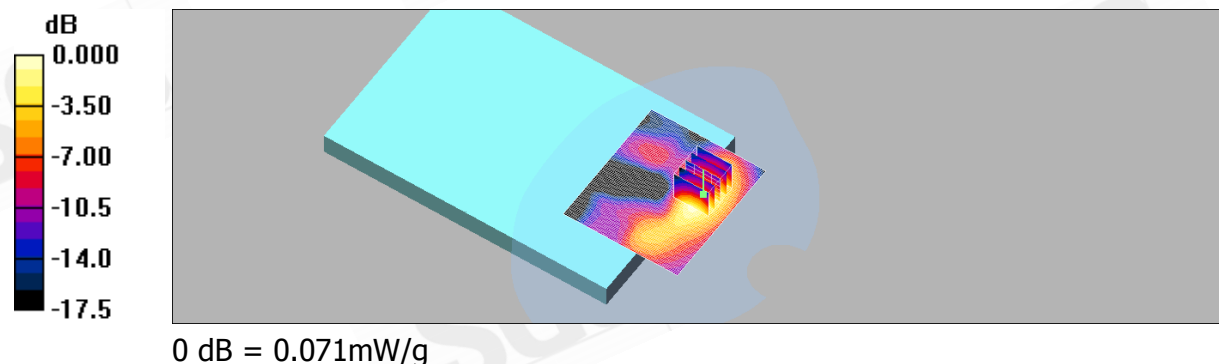
DASY4 Configuration:

- Probe: EX3DV3 - SN3526; ConvF(8.89, 8.89, 8.89); Calibrated: 2009/8/26
- Sensor-Surface: 4mm (Mechanical Surface Detection)
- Electronics: DAE4 Sn547; Calibrated: 2009/1/20
- Phantom: SAM1; Type: SAM 4.0; Serial: TP:1419
- Measurement SW: DASY4, V4.7 Build 80; Postprocessing SW: SEMCAD, V1.8 Build 186

**body/Area Scan (71x81x1):** Measurement grid:  $dx=15\text{mm}$ ,  $dy=15\text{mm}$   
 Maximum value of SAR (interpolated) = 0.072 mW/g

**body/Zoom Scan (5x5x7)/Cube 0:** Measurement grid:  $dx=8\text{mm}$ ,  $dy=8\text{mm}$ ,  
 $dz=5\text{mm}$   
 Reference Value = 2.98 V/m; Power Drift = -0.123 dB  
 Peak SAR (extrapolated) = 0.106 W/kg

**SAR(1 g) = 0.065 mW/g; SAR(10 g) = 0.038 mW/g**  
 Maximum value of SAR (measured) = 0.071 mW/g



Unless otherwise stated the results shown in this test report refer only to the sample(s) tested and such sample(s) are retained for 90 days only. This test report cannot be reproduced, except in full, without prior written permission of the Company. 除非另有說明，此報告結果僅對測試之樣品負責，同時此樣品僅保留90天。本報告未經本公司書面許可，不可部份複製。  
 This document is issued by the Company subject to its General Conditions of Service ([www.sgs.com/terms\\_and\\_conditions.htm](http://www.sgs.com/terms_and_conditions.htm)) and Terms and Conditions for Electronic Documents ([www.sgs.com/terms\\_e-document.htm](http://www.sgs.com/terms_e-document.htm)). Attention is drawn to the limitations of liability, indemnification and jurisdictional issues established therein. Even if printed this electronic document is to be treated as an original within the meaning of UCP 600 article 20b. The authenticity of this document may be verified at [www.sgs.com/site.com/authentication](http://www.sgs.com/site.com/authentication). Any holder of this document is advised that information contained hereon reflects the Company's findings at the time of its intervention only and within the limits of client's instructions, if any. The Company's sole responsibility is to its Client and this document does not exonerate parties to a transaction from exercising all their rights and obligations under the transaction documents.

## Configuration 2\_CH9400\_HSDPA mode

DUT: IdeaPad S10-3t;

Communication System: WCDMA BAND2; Frequency: 1880 MHz; Duty Cycle: 1:1  
 Medium: M1800 & 1900 Medium parameters used:  $f = 1880 \text{ MHz}$ ;  $\sigma = 1.6 \text{ mho/m}$ ;  $\epsilon_r = 54.7$ ;  
 $\rho = 1000 \text{ kg/m}^3$   
 Phantom section: Flat Section

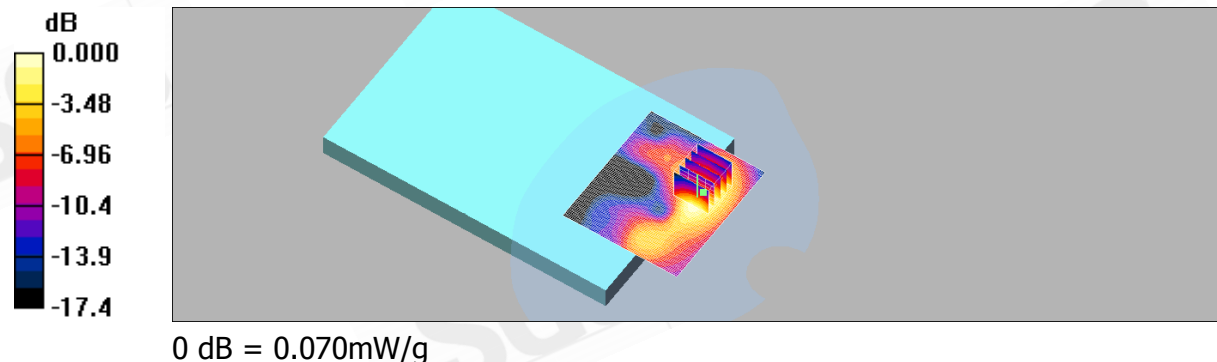
DASY4 Configuration:

- Probe: EX3DV3 - SN3526; ConvF(8.89, 8.89, 8.89); Calibrated: 2009/8/26
- Sensor-Surface: 4mm (Mechanical Surface Detection)
- Electronics: DAE4 Sn547; Calibrated: 2009/1/20
- Phantom: SAM1; Type: SAM 4.0; Serial: TP:1419
- Measurement SW: DASY4, V4.7 Build 80; Postprocessing SW: SEMCAD, V1.8 Build 186

**body/Area Scan (71x81x1):** Measurement grid:  $dx=15\text{mm}$ ,  $dy=15\text{mm}$   
 Maximum value of SAR (interpolated) = 0.071 mW/g

**body/Zoom Scan (5x5x7)/Cube 0:** Measurement grid:  $dx=8\text{mm}$ ,  $dy=8\text{mm}$ ,  
 $dz=5\text{mm}$   
 Reference Value = 2.36 V/m; Power Drift = -0.165 dB  
 Peak SAR (extrapolated) = 0.110 W/kg

**SAR(1 g) = 0.065 mW/g; SAR(10 g) = 0.038 mW/g**  
 Maximum value of SAR (measured) = 0.070 mW/g



Unless otherwise stated the results shown in this test report refer only to the sample(s) tested and such sample(s) are retained for 90 days only. This test report cannot be reproduced, except in full, without prior written permission of the Company. 除非另有說明，此報告結果僅對測試之樣品負責，同時此樣品僅保留90天。本報告未經本公司書面許可，不可部份複製。  
 This document is issued by the Company subject to its General Conditions of Service ([www.sgs.com/terms\\_and\\_conditions.htm](http://www.sgs.com/terms_and_conditions.htm)) and Terms and Conditions for Electronic Documents ([www.sgs.com/terms\\_e-document.htm](http://www.sgs.com/terms_e-document.htm)). Attention is drawn to the limitations of liability, indemnification and jurisdictional issues established therein. Even if printed this electronic document is to be treated as an original within the meaning of UCP 600 article 20b. The authenticity of this document may be verified at [www.sgsonsite.com/authentication](http://www.sgsonsite.com/authentication). Any holder of this document is advised that information contained hereon reflects the Company's findings at the time of its intervention only and within the limits of client's instructions, if any. The Company's sole responsibility is to its Client and this document does not exonerate parties to a transaction from exercising all their rights and obligations under the transaction documents.



## Configuration 2\_CH9538\_HSDPA mode

DUT: IdeaPad S10-3t;

Communication System: WCDMA BAND2; Frequency: 1907.6 MHz; Duty Cycle: 1:1  
 Medium: M1800 & 1900 Medium parameters used:  $f = 1908 \text{ MHz}$ ;  $\sigma = 1.64 \text{ mho/m}$ ;  $\epsilon_r = 54.5$ ;  
 $\rho = 1000 \text{ kg/m}^3$   
 Phantom section: Flat Section

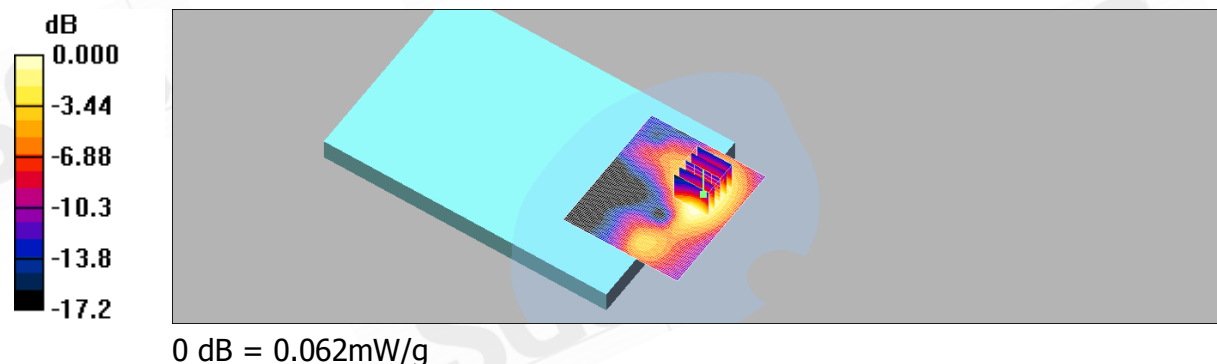
DASY4 Configuration:

- Probe: EX3DV3 - SN3526; ConvF(8.89, 8.89, 8.89); Calibrated: 2009/8/26
- Sensor-Surface: 4mm (Mechanical Surface Detection)
- Electronics: DAE4 Sn547; Calibrated: 2009/1/20
- Phantom: SAM1; Type: SAM 4.0; Serial: TP:1419
- Measurement SW: DASY4, V4.7 Build 80; Postprocessing SW: SEMCAD, V1.8 Build 186

**body/Area Scan (71x81x1):** Measurement grid:  $dx=15\text{mm}$ ,  $dy=15\text{mm}$   
 Maximum value of SAR (interpolated) = 0.065 mW/g

**body/Zoom Scan (5x5x7)/Cube 0:** Measurement grid:  $dx=8\text{mm}$ ,  $dy=8\text{mm}$ ,  
 $dz=5\text{mm}$   
 Reference Value = 2.22 V/m; Power Drift = -0.160 dB  
 Peak SAR (extrapolated) = 0.099 W/kg

**SAR(1 g) = 0.058 mW/g; SAR(10 g) = 0.034 mW/g**  
 Maximum value of SAR (measured) = 0.062 mW/g



Unless otherwise stated the results shown in this test report refer only to the sample(s) tested and such sample(s) are retained for 90 days only. This test report cannot be reproduced, except in full, without prior written permission of the Company. 除非另有說明，此報告結果僅對測試之樣品負責，同時此樣品僅保留90天。本報告未經本公司書面許可，不可部份複製。  
 This document is issued by the Company subject to its General Conditions of Service ([www.sgs.com/terms\\_and\\_conditions.htm](http://www.sgs.com/terms_and_conditions.htm)) and Terms and Conditions for Electronic Documents ([www.sgs.com/terms\\_e-document.htm](http://www.sgs.com/terms_e-document.htm)). Attention is drawn to the limitations of liability, indemnification and jurisdictional issues established therein. Even if printed this electronic document is to be treated as an original within the meaning of UCP 600 article 20b. The authenticity of this document may be verified at [www.sgsonsite.com/authentication](http://www.sgsonsite.com/authentication). Any holder of this document is advised that information contained hereon reflects the Company's findings at the time of its intervention only and within the limits of client's instructions, if any. The Company's sole responsibility is to its Client and this document does not exonerate parties to a transaction from exercising all their rights and obligations under the transaction documents.

### Configuration 3\_CH9262\_HSDPA mode

DUT: IdeaPad S10-3t;

Communication System: WCDMA BAND2; Frequency: 1852.4 MHz; Duty Cycle: 1:1  
 Medium: M1800 & 1900 Medium parameters used (interpolated):  $f = 1852.4 \text{ MHz}$ ;  $\sigma = 1.56 \text{ mho/m}$ ;  $\epsilon_r = 54.5$ ;  $\rho = 1000 \text{ kg/m}^3$   
 Phantom section: Flat Section

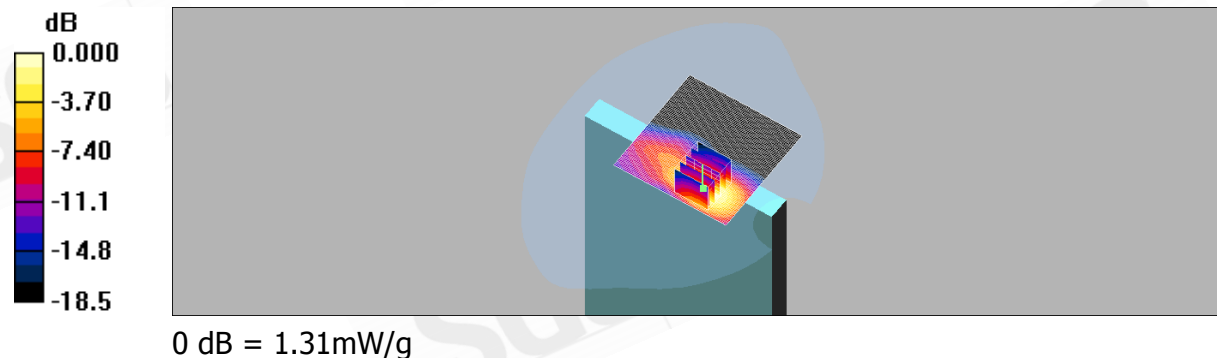
DASY4 Configuration:

- Probe: EX3DV3 - SN3526; ConvF(8.89, 8.89, 8.89); Calibrated: 2009/8/26
- Sensor-Surface: 4mm (Mechanical Surface Detection)
- Electronics: DAE4 Sn547; Calibrated: 2009/1/20
- Phantom: SAM1; Type: SAM 4.0; Serial: TP:1419
- Measurement SW: DASY4, V4.7 Build 80; Postprocessing SW: SEMCAD, V1.8 Build 186

**body/Area Scan (71x71x1):** Measurement grid:  $dx=15\text{mm}$ ,  $dy=15\text{mm}$   
 Maximum value of SAR (interpolated) = 1.35 mW/g

**body/Zoom Scan (5x5x7)/Cube 0:** Measurement grid:  $dx=8\text{mm}$ ,  $dy=8\text{mm}$ ,  
 $dz=5\text{mm}$   
 Reference Value = 13.0 V/m; Power Drift = -0.166 dB  
 Peak SAR (extrapolated) = 2.03 W/kg

**SAR(1 g) = 1.18 mW/g; SAR(10 g) = 0.637 mW/g**  
 Maximum value of SAR (measured) = 1.31 mW/g



Unless otherwise stated the results shown in this test report refer only to the sample(s) tested and such sample(s) are retained for 90 days only. This test report cannot be reproduced, except in full, without prior written permission of the Company. 除非另有說明，此報告結果僅對測試之樣品負責，同時此樣品僅保留90天。本報告未經本公司書面許可，不可部份複製。  
 This document is issued by the Company subject to its General Conditions of Service ([www.sgs.com/terms\\_and\\_conditions.htm](http://www.sgs.com/terms_and_conditions.htm)) and Terms and Conditions for Electronic Documents ([www.sgs.com/terms\\_e-document.htm](http://www.sgs.com/terms_e-document.htm)). Attention is drawn to the limitations of liability, indemnification and jurisdictional issues established therein. Even if printed this electronic document is to be treated as an original within the meaning of UCP 600 article 20b. The authenticity of this document may be verified at [www.sgs.com/site/authentication](http://www.sgs.com/site/authentication). Any holder of this document is advised that information contained hereon reflects the Company's findings at the time of its intervention only and within the limits of client's instructions, if any. The Company's sole responsibility is to its Client and this document does not exonerate parties to a transaction from exercising all their rights and obligations under the transaction documents.

## Configuration 3\_CH9400\_HSDPA mode

DUT: IdeaPad S10-3t;

Communication System: WCDMA BAND2; Frequency: 1880 MHz; Duty Cycle: 1:1  
 Medium: M1800 & 1900 Medium parameters used:  $f = 1880 \text{ MHz}$ ;  $\sigma = 1.58 \text{ mho/m}$ ;  $\epsilon_r = 54.4$ ;  
 $\rho = 1000 \text{ kg/m}^3$   
 Phantom section: Flat Section

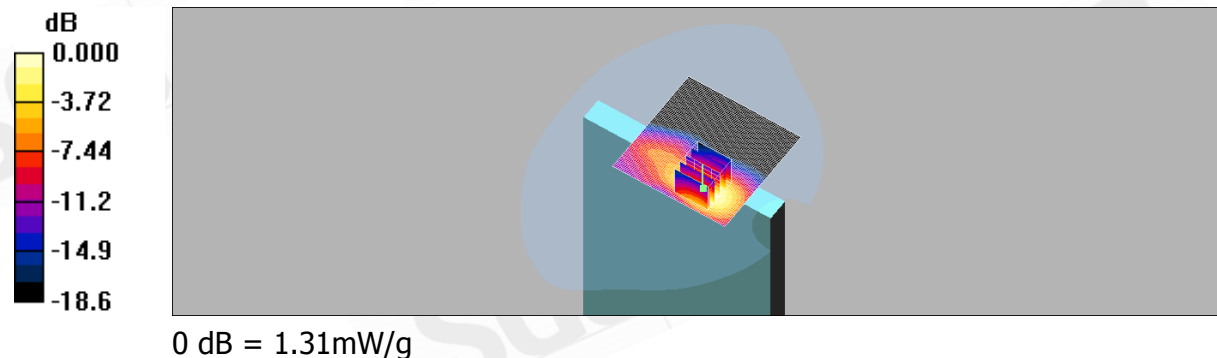
DASY4 Configuration:

- Probe: EX3DV3 - SN3526; ConvF(8.89, 8.89, 8.89); Calibrated: 2009/8/26
- Sensor-Surface: 4mm (Mechanical Surface Detection)
- Electronics: DAE4 Sn547; Calibrated: 2009/1/20
- Phantom: SAM1; Type: SAM 4.0; Serial: TP:1419
- Measurement SW: DASY4, V4.7 Build 80; Postprocessing SW: SEMCAD, V1.8 Build 186

**body/Area Scan (71x71x1):** Measurement grid:  $dx=15\text{mm}$ ,  $dy=15\text{mm}$   
 Maximum value of SAR (interpolated) = 1.33 mW/g

**body/Zoom Scan (5x5x7)/Cube 0:** Measurement grid:  $dx=8\text{mm}$ ,  $dy=8\text{mm}$ ,  
 $dz=5\text{mm}$   
 Reference Value = 13.4 V/m; Power Drift = -0.165 dB  
 Peak SAR (extrapolated) = 2.06 W/kg

**SAR(1 g) = 1.19 mW/g; SAR(10 g) = 0.642 mW/g**  
 Maximum value of SAR (measured) = 1.31 mW/g



Unless otherwise stated the results shown in this test report refer only to the sample(s) tested and such sample(s) are retained for 90 days only. This test report cannot be reproduced, except in full, without prior written permission of the Company. 除非另有說明，此報告結果僅對測試之樣品負責，同時此樣品僅保留90天。本報告未經本公司書面許可，不可部份複製。  
 This document is issued by the Company subject to its General Conditions of Service ([www.sgs.com/terms\\_and\\_conditions.htm](http://www.sgs.com/terms_and_conditions.htm)) and Terms and Conditions for Electronic Documents ([www.sgs.com/terms\\_e-document.htm](http://www.sgs.com/terms_e-document.htm)). Attention is drawn to the limitations of liability, indemnification and jurisdictional issues established therein. Even if printed this electronic document is to be treated as an original within the meaning of UCP 600 article 20b. The authenticity of this document may be verified at [www.sgsonsite.com/authentication](http://www.sgsonsite.com/authentication). Any holder of this document is advised that information contained hereon reflects the Company's findings at the time of its intervention only and within the limits of client's instructions, if any. The Company's sole responsibility is to its Client and this document does not exonerate parties to a transaction from exercising all their rights and obligations under the transaction documents.

## Configuration 3\_CH9538\_HSDPA mode

DUT: IdeaPad S10-3t;

Communication System: WCDMA BAND2; Frequency: 1907.6 MHz; Duty Cycle: 1:1  
 Medium: M1800 & 1900 Medium parameters used:  $f = 1908 \text{ MHz}$ ;  $\sigma = 1.61 \text{ mho/m}$ ;  $\epsilon_r = 54.4$ ;  
 $\rho = 1000 \text{ kg/m}^3$   
 Phantom section: Flat Section

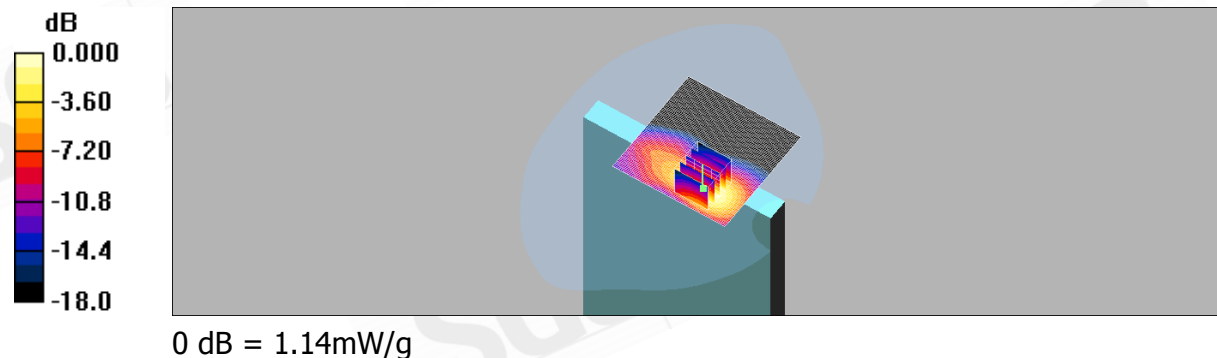
DASY4 Configuration:

- Probe: EX3DV3 - SN3526; ConvF(8.89, 8.89, 8.89); Calibrated: 2009/8/26
- Sensor-Surface: 4mm (Mechanical Surface Detection)
- Electronics: DAE4 Sn547; Calibrated: 2009/1/20
- Phantom: SAM1; Type: SAM 4.0; Serial: TP:1419
- Measurement SW: DASY4, V4.7 Build 80; Postprocessing SW: SEMCAD, V1.8 Build 186

**body/Area Scan (71x71x1):** Measurement grid:  $dx=15\text{mm}$ ,  $dy=15\text{mm}$   
 Maximum value of SAR (interpolated) = 1.15 mW/g

**body/Zoom Scan (5x5x7)/Cube 0:** Measurement grid:  $dx=8\text{mm}$ ,  $dy=8\text{mm}$ ,  
 $dz=5\text{mm}$   
 Reference Value = 13.9 V/m; Power Drift = -0.160 dB  
 Peak SAR (extrapolated) = 1.78 W/kg

**SAR(1 g) = 1.03 mW/g; SAR(10 g) = 0.558 mW/g**  
 Maximum value of SAR (measured) = 1.14 mW/g



Unless otherwise stated the results shown in this test report refer only to the sample(s) tested and such sample(s) are retained for 90 days only. This test report cannot be reproduced, except in full, without prior written permission of the Company. 除非另有說明，此報告結果僅對測試之樣品負責，同時此樣品僅保留90天。本報告未經本公司書面許可，不可部份複製。  
 This document is issued by the Company subject to its General Conditions of Service ([www.sgs.com/terms\\_and\\_conditions.htm](http://www.sgs.com/terms_and_conditions.htm)) and Terms and Conditions for Electronic Documents ([www.sgs.com/terms\\_e-document.htm](http://www.sgs.com/terms_e-document.htm)). Attention is drawn to the limitations of liability, indemnification and jurisdictional issues established therein. Even if printed this electronic document is to be treated as an original within the meaning of UCP 600 article 20b. The authenticity of this document may be verified at [www.sgs.com/verification](http://www.sgs.com/verification). Any holder of this document is advised that information contained hereon reflects the Company's findings at the time of its intervention only and within the limits of client's instructions, if any. The Company's sole responsibility is to its Client and this document does not exonerate parties to a transaction from exercising all their rights and obligations under the transaction documents.

## Configuration 4\_CH9262\_HSDPA mode

DUT: IdeaPad S10-3t;

Communication System: WCDMA BAND2; Frequency: 1852.4 MHz; Duty Cycle: 1:1  
 Medium: M1800 & 1900 Medium parameters used (interpolated):  $f = 1852.4 \text{ MHz}$ ;  $\sigma = 1.56 \text{ mho/m}$ ;  $\epsilon_r = 54.4$ ;  $\rho = 1000 \text{ kg/m}^3$   
 Phantom section: Flat Section


DASY4 Configuration:

- Probe: EX3DV3 - SN3526; ConvF(8.89, 8.89, 8.89); Calibrated: 2009/8/26
- Sensor-Surface: 4mm (Mechanical Surface Detection)
- Electronics: DAE4 Sn547; Calibrated: 2009/1/20
- Phantom: SAM2; Type: SAM 4.0; Serial: TP:1270
- Measurement SW: DASY4, V4.7 Build 80; Postprocessing SW: SEMCAD, V1.8 Build 186

**body/Area Scan (61x61x1):** Measurement grid:  $dx=15\text{mm}$ ,  $dy=15\text{mm}$   
 Maximum value of SAR (interpolated) = 0.084 mW/g

**body/Zoom Scan (5x5x7)/Cube 0:** Measurement grid:  $dx=8\text{mm}$ ,  $dy=8\text{mm}$ ,  
 $dz=5\text{mm}$   
 Reference Value = 4.38 V/m; Power Drift = 0.133 dB  
 Peak SAR (extrapolated) = 0.117 W/kg

**SAR(1 g) = 0.077 mW/g; SAR(10 g) = 0.051 mW/g**  
 Maximum value of SAR (measured) = 0.083 mW/g





## Configuration 4\_CH9400\_HSDPA mode

DUT: IdeaPad S10-3t;

Communication System: WCDMA BAND2; Frequency: 1880 MHz; Duty Cycle: 1:1  
 Medium: M1800 & 1900 Medium parameters used:  $f = 1880 \text{ MHz}$ ;  $\sigma = 1.59 \text{ mho/m}$ ;  $\epsilon_r = 54.4$ ;  
 $\rho = 1000 \text{ kg/m}^3$   
 Phantom section: Flat Section


DASY4 Configuration:

- Probe: EX3DV3 - SN3526; ConvF(8.89, 8.89, 8.89); Calibrated: 2009/8/26
- Sensor-Surface: 4mm (Mechanical Surface Detection)
- Electronics: DAE4 Sn547; Calibrated: 2009/1/20
- Phantom: SAM2; Type: SAM 4.0; Serial: TP:1270
- Measurement SW: DASY4, V4.7 Build 80; Postprocessing SW: SEMCAD, V1.8 Build 186

**body/Area Scan (61x61x1):** Measurement grid:  $dx=15\text{mm}$ ,  $dy=15\text{mm}$   
 Maximum value of SAR (interpolated) = 0.091 mW/g

**body/Zoom Scan (5x5x7)/Cube 0:** Measurement grid:  $dx=8\text{mm}$ ,  $dy=8\text{mm}$ ,  
 $dz=5\text{mm}$   
 Reference Value = 4.48 V/m; Power Drift = 0.129 dB  
 Peak SAR (extrapolated) = 0.132 W/kg

**SAR(1 g) = 0.083 mW/g; SAR(10 g) = 0.054 mW/g**  
 Maximum value of SAR (measured) = 0.089 mW/g



Unless otherwise stated the results shown in this test report refer only to the sample(s) tested and such sample(s) are retained for 90 days only. This test report cannot be reproduced, except in full, without prior written permission of the Company. 除非另有說明，此報告結果僅對測試之樣品負責，同時此樣品僅保留90天。本報告未經本公司書面許可，不可部份複製。  
 This document is issued by the Company subject to its General Conditions of Service ([www.sgs.com/terms\\_and\\_conditions.htm](http://www.sgs.com/terms_and_conditions.htm)) and Terms and Conditions for Electronic Documents ([www.sgs.com/terms\\_e-document.htm](http://www.sgs.com/terms_e-document.htm)). Attention is drawn to the limitations of liability, indemnification and jurisdictional issues established therein. Even if printed this electronic document is to be treated as an original within the meaning of UCP 600 article 20b. The authenticity of this document may be verified at [www.sgsonsite.com/authentication](http://www.sgsonsite.com/authentication). Any holder of this document is advised that information contained hereon reflects the Company's findings at the time of its intervention only and within the limits of client's instructions, if any. The Company's sole responsibility is to its Client and this document does not exonerate parties to a transaction from exercising all their rights and obligations under the transaction documents.

## Configuration 4\_CH9538\_HSDPA mode

DUT: IdeaPad S10-3t;

Communication System: WCDMA BAND2; Frequency: 1907.6 MHz; Duty Cycle: 1:1  
 Medium: M1800 & 1900 Medium parameters used:  $f = 1908 \text{ MHz}$ ;  $\sigma = 1.62 \text{ mho/m}$ ;  $\epsilon_r = 54.3$ ;  
 $\rho = 1000 \text{ kg/m}^3$   
 Phantom section: Flat Section


DASY4 Configuration:

- Probe: EX3DV3 - SN3526; ConvF(8.89, 8.89, 8.89); Calibrated: 2009/8/26
- Sensor-Surface: 4mm (Mechanical Surface Detection)
- Electronics: DAE4 Sn547; Calibrated: 2009/1/20
- Phantom: SAM2; Type: SAM 4.0; Serial: TP:1270
- Measurement SW: DASY4, V4.7 Build 80; Postprocessing SW: SEMCAD, V1.8 Build 186

**body/Area Scan (61x61x1):** Measurement grid:  $dx=15\text{mm}$ ,  $dy=15\text{mm}$   
 Maximum value of SAR (interpolated) = 0.083 mW/g

**body/Zoom Scan (5x5x7)/Cube 0:** Measurement grid:  $dx=8\text{mm}$ ,  $dy=8\text{mm}$ ,  
 $dz=5\text{mm}$   
 Reference Value = 3.96 V/m; Power Drift = 0.050 dB  
 Peak SAR (extrapolated) = 0.120 W/kg

**SAR(1 g) = 0.077 mW/g; SAR(10 g) = 0.050 mW/g**  
 Maximum value of SAR (measured) = 0.083 mW/g



Unless otherwise stated the results shown in this test report refer only to the sample(s) tested and such sample(s) are retained for 90 days only. This test report cannot be reproduced, except in full, without prior written permission of the Company. 除非另有說明，此報告結果僅對測試之樣品負責，同時此樣品僅保留90天。本報告未經本公司書面許可，不可部份複製。  
 This document is issued by the Company subject to its General Conditions of Service ([www.sgs.com/terms\\_and\\_conditions.htm](http://www.sgs.com/terms_and_conditions.htm)) and Terms and Conditions for Electronic Documents ([www.sgs.com/terms\\_e-document.htm](http://www.sgs.com/terms_e-document.htm)). Attention is drawn to the limitations of liability, indemnification and jurisdictional issues established therein. Even if printed this electronic document is to be treated as an original within the meaning of UCP 600 article 20b. The authenticity of this document may be verified at [www.sgsonsite.com/authentication](http://www.sgsonsite.com/authentication). Any holder of this document is advised that information contained hereon reflects the Company's findings at the time of its intervention only and within the limits of client's instructions, if any. The Company's sole responsibility is to its Client and this document does not exonerate parties to a transaction from exercising all their rights and obligations under the transaction documents.

## Configuration 6\_CH9262\_HSDPA mode

DUT: IdeaPad S10-3t;

Communication System: WCDMA BAND2; Frequency: 1852.4 MHz; Duty Cycle: 1:1  
 Medium: M1800 & 1900 Medium parameters used (interpolated):  $f = 1852.4 \text{ MHz}$ ;  $\sigma = 1.56 \text{ mho/m}$ ;  $\epsilon_r = 54.4$ ;  $\rho = 1000 \text{ kg/m}^3$   
 Phantom section: Flat Section

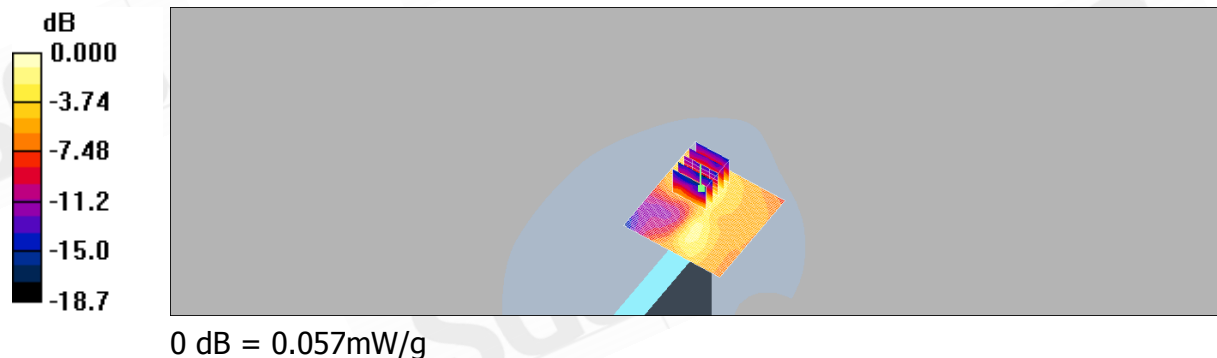
DASY4 Configuration:

- Probe: EX3DV3 - SN3526; ConvF(8.89, 8.89, 8.89); Calibrated: 2009/8/26
- Sensor-Surface: 4mm (Mechanical Surface Detection)
- Electronics: DAE4 Sn547; Calibrated: 2009/1/20
- Phantom: SAM2; Type: SAM 4.0; Serial: TP:1270
- Measurement SW: DASY4, V4.7 Build 80; Postprocessing SW: SEMCAD, V1.8 Build 186

**body/Area Scan (61x61x1):** Measurement grid:  $dx=15\text{mm}$ ,  $dy=15\text{mm}$   
 Maximum value of SAR (interpolated) = 0.062 mW/g

**body/Zoom Scan (5x5x7)/Cube 0:** Measurement grid:  $dx=8\text{mm}$ ,  $dy=8\text{mm}$ ,  
 $dz=5\text{mm}$   
 Reference Value = 0.798 V/m; Power Drift = 0.12 dB  
 Peak SAR (extrapolated) = 0.096 W/kg

**SAR(1 g) = 0.051 mW/g; SAR(10 g) = 0.028 mW/g**  
 Maximum value of SAR (measured) = 0.057 mW/g



Unless otherwise stated the results shown in this test report refer only to the sample(s) tested and such sample(s) are retained for 90 days only. This test report cannot be reproduced, except in full, without prior written permission of the Company. 除非另有說明，此報告結果僅對測試之樣品負責，同時此樣品僅保留90天。本報告未經本公司書面許可，不可部份複製。  
 This document is issued by the Company subject to its General Conditions of Service ([www.sgs.com/terms\\_and\\_conditions.htm](http://www.sgs.com/terms_and_conditions.htm)) and Terms and Conditions for Electronic Documents ([www.sgs.com/terms\\_e-document.htm](http://www.sgs.com/terms_e-document.htm)). Attention is drawn to the limitations of liability, indemnification and jurisdictional issues established therein. Even if printed this electronic document is to be treated as an original within the meaning of UCP 600 article 20b. The authenticity of this document may be verified at [www.sgsonsite.com/authentication](http://www.sgsonsite.com/authentication). Any holder of this document is advised that information contained hereon reflects the Company's findings at the time of its intervention only and within the limits of client's instructions, if any. The Company's sole responsibility is to its Client and this document does not exonerate parties to a transaction from exercising all their rights and obligations under the transaction documents.

## Configuration 6\_CH9400\_HSDPA mode

DUT: IdeaPad S10-3t;

Communication System: WCDMA BAND2; Frequency: 1880 MHz; Duty Cycle: 1:1  
 Medium: M1800 & 1900 Medium parameters used:  $f = 1880 \text{ MHz}$ ;  $\sigma = 1.59 \text{ mho/m}$ ;  $\epsilon_r = 54.4$ ;  
 $\rho = 1000 \text{ kg/m}^3$   
 Phantom section: Flat Section

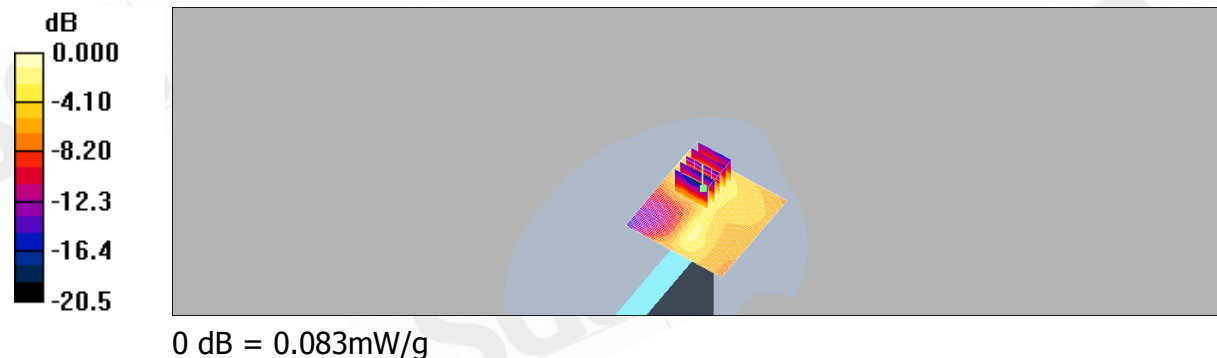
DASY4 Configuration:

- Probe: EX3DV3 - SN3526; ConvF(8.89, 8.89, 8.89); Calibrated: 2009/8/26
- Sensor-Surface: 4mm (Mechanical Surface Detection)
- Electronics: DAE4 Sn547; Calibrated: 2009/1/20
- Phantom: SAM2; Type: SAM 4.0; Serial: TP:1270
- Measurement SW: DASY4, V4.7 Build 80; Postprocessing SW: SEMCAD, V1.8 Build 186

**body/Area Scan (61x61x1):** Measurement grid:  $dx=15\text{mm}$ ,  $dy=15\text{mm}$   
 Maximum value of SAR (interpolated) = 0.090 mW/g

**body/Zoom Scan (5x5x7)/Cube 0:** Measurement grid:  $dx=8\text{mm}$ ,  $dy=8\text{mm}$ ,  
 $dz=5\text{mm}$   
 Reference Value = 1.35 V/m; Power Drift = 0.153 dB  
 Peak SAR (extrapolated) = 0.143 W/kg

**SAR(1 g) = 0.074 mW/g; SAR(10 g) = 0.040 mW/g**  
 Maximum value of SAR (measured) = 0.083 mW/g



Unless otherwise stated the results shown in this test report refer only to the sample(s) tested and such sample(s) are retained for 90 days only. This test report cannot be reproduced, except in full, without prior written permission of the Company. 除非另有說明，此報告結果僅對測試之樣品負責，同時此樣品僅保留90天。本報告未經本公司書面許可，不可部份複製。  
 This document is issued by the Company subject to its General Conditions of Service ([www.sgs.com/terms\\_and\\_conditions.htm](http://www.sgs.com/terms_and_conditions.htm)) and Terms and Conditions for Electronic Documents ([www.sgs.com/terms\\_e-document.htm](http://www.sgs.com/terms_e-document.htm)). Attention is drawn to the limitations of liability, indemnification and jurisdictional issues established therein. Even if printed this electronic document is to be treated as an original within the meaning of UCP 600 article 20b. The authenticity of this document may be verified at [www.sgonsite.com/authentication](http://www.sgonsite.com/authentication). Any holder of this document is advised that information contained hereon reflects the Company's findings at the time of its intervention only and within the limits of client's instructions, if any. The Company's sole responsibility is to its Client and this document does not exonerate parties to a transaction from exercising all their rights and obligations under the transaction documents.

## Configuration 6\_CH9538\_HSDPA mode

DUT: IdeaPad S10-3t;

Communication System: WCDMA BAND2; Frequency: 1907.6 MHz; Duty Cycle: 1:1  
 Medium: M1800 & 1900 Medium parameters used:  $f = 1908 \text{ MHz}$ ;  $\sigma = 1.62 \text{ mho/m}$ ;  $\epsilon_r = 54.3$ ;  
 $\rho = 1000 \text{ kg/m}^3$   
 Phantom section: Flat Section


DASY4 Configuration:

- Probe: EX3DV3 - SN3526; ConvF(8.89, 8.89, 8.89); Calibrated: 2009/8/26
- Sensor-Surface: 4mm (Mechanical Surface Detection)
- Electronics: DAE4 Sn547; Calibrated: 2009/1/20
- Phantom: SAM2; Type: SAM 4.0; Serial: TP:1270
- Measurement SW: DASY4, V4.7 Build 80; Postprocessing SW: SEMCAD, V1.8 Build 186

**body/Area Scan (61x61x1):** Measurement grid:  $dx=15\text{mm}$ ,  $dy=15\text{mm}$   
 Maximum value of SAR (interpolated) = 0.096 mW/g

**body/Zoom Scan (5x5x7)/Cube 0:** Measurement grid:  $dx=8\text{mm}$ ,  $dy=8\text{mm}$ ,  
 $dz=5\text{mm}$   
 Reference Value = 1.91 V/m; Power Drift = -0.157 dB  
 Peak SAR (extrapolated) = 0.149 W/kg

**SAR(1 g) = 0.079 mW/g; SAR(10 g) = 0.042 mW/g**  
 Maximum value of SAR (measured) = 0.089 mW/g



Unless otherwise stated the results shown in this test report refer only to the sample(s) tested and such sample(s) are retained for 90 days only. This test report cannot be reproduced, except in full, without prior written permission of the Company. 除非另有說明，此報告結果僅對測試之樣品負責，同時此樣品僅保留90天。本報告未經本公司書面許可，不可部份複製。  
 This document is issued by the Company subject to its General Conditions of Service ([www.sgs.com/terms\\_and\\_conditions.htm](http://www.sgs.com/terms_and_conditions.htm)) and Terms and Conditions for Electronic Documents ([www.sgs.com/terms\\_e-document.htm](http://www.sgs.com/terms_e-document.htm)). Attention is drawn to the limitations of liability, indemnification and jurisdictional issues established therein. Even if printed this electronic document is to be treated as an original within the meaning of UCP 600 article 20b. The authenticity of this document may be verified at [www.sgsonsite.com/authentication](http://www.sgsonsite.com/authentication). Any holder of this document is advised that information contained hereon reflects the Company's findings at the time of its intervention only and within the limits of client's instructions, if any. The Company's sole responsibility is to its Client and this document does not exonerate parties to a transaction from exercising all their rights and obligations under the transaction documents.



## Configuration 1\_CH9262\_HSUPA mode

DUT: IdeaPad S10-3t;

Communication System: WCDMA BAND2; Frequency: 1852.4 MHz; Duty Cycle: 1:1  
 Medium: M1800 & 1900 Medium parameters used (interpolated):  $f = 1852.4 \text{ MHz}$ ;  $\sigma = 1.58 \text{ mho/m}$ ;  $\epsilon_r = 54.9$ ;  $\rho = 1000 \text{ kg/m}^3$   
 Phantom section: Flat Section


DASY4 Configuration:

- Probe: EX3DV3 - SN3526; ConvF(8.89, 8.89, 8.89); Calibrated: 2009/8/26
- Sensor-Surface: 4mm (Mechanical Surface Detection)
- Electronics: DAE4 Sn547; Calibrated: 2009/1/20
- Phantom: SAM1; Type: SAM 4.0; Serial: TP:1419
- Measurement SW: DASY4, V4.7 Build 80; Postprocessing SW: SEMCAD, V1.8 Build 186

**body/Area Scan (71x71x1):** Measurement grid:  $dx=15\text{mm}$ ,  $dy=15\text{mm}$   
 Maximum value of SAR (interpolated) = 0.042 mW/g

**body/Zoom Scan (5x5x7)/Cube 0:** Measurement grid:  $dx=8\text{mm}$ ,  $dy=8\text{mm}$ ,  
 $dz=5\text{mm}$   
 Reference Value = 3.90 V/m; Power Drift = 0.038 dB  
 Peak SAR (extrapolated) = 0.066 W/kg

**SAR(1 g) = 0.037 mW/g; SAR(10 g) = 0.022 mW/g**  
 Maximum value of SAR (measured) = 0.042 mW/g



Unless otherwise stated the results shown in this test report refer only to the sample(s) tested and such sample(s) are retained for 90 days only. This test report cannot be reproduced, except in full, without prior written permission of the Company. 除非另有說明，此報告結果僅對測試之樣品負責，同時此樣品僅保留90天。本報告未經本公司書面許可，不可部份複製。  
 This document is issued by the Company subject to its General Conditions of Service ([www.sgs.com/terms\\_and\\_conditions.htm](http://www.sgs.com/terms_and_conditions.htm)) and Terms and Conditions for Electronic Documents ([www.sgs.com/terms\\_e-document.htm](http://www.sgs.com/terms_e-document.htm)). Attention is drawn to the limitations of liability, indemnification and jurisdictional issues established therein. Even if printed this electronic document is to be treated as an original within the meaning of UCP 600 article 20b. The authenticity of this document may be verified at [www.sgsonsite.com/authentication](http://www.sgsonsite.com/authentication). Any holder of this document is advised that information contained hereon reflects the Company's findings at the time of its intervention only and within the limits of client's instructions, if any. The Company's sole responsibility is to its Client and this document does not exonerate parties to a transaction from exercising all their rights and obligations under the transaction documents.

## Configuration 1\_CH9400\_HSUPA mode

DUT: IdeaPad S10-3t;

Communication System: WCDMA BAND2; Frequency: 1880 MHz; Duty Cycle: 1:1  
 Medium: M1800 & 1900 Medium parameters used:  $f = 1880 \text{ MHz}$ ;  $\sigma = 1.6 \text{ mho/m}$ ;  $\epsilon_r = 54.7$ ;  
 $\rho = 1000 \text{ kg/m}^3$   
 Phantom section: Flat Section


DASY4 Configuration:

- Probe: EX3DV3 - SN3526; ConvF(8.89, 8.89, 8.89); Calibrated: 2009/8/26
- Sensor-Surface: 4mm (Mechanical Surface Detection)
- Electronics: DAE4 Sn547; Calibrated: 2009/1/20
- Phantom: SAM1; Type: SAM 4.0; Serial: TP:1419
- Measurement SW: DASY4, V4.7 Build 80; Postprocessing SW: SEMCAD, V1.8 Build 186

**body/Area Scan (71x71x1):** Measurement grid:  $dx=15\text{mm}$ ,  $dy=15\text{mm}$   
 Maximum value of SAR (interpolated) = 0.054 mW/g

**body/Zoom Scan (5x5x7)/Cube 0:** Measurement grid:  $dx=8\text{mm}$ ,  $dy=8\text{mm}$ ,  
 $dz=5\text{mm}$   
 Reference Value = 4.60 V/m; Power Drift = 0.070 dB  
 Peak SAR (extrapolated) = 0.080 W/kg

**SAR(1 g) = 0.047 mW/g; SAR(10 g) = 0.027 mW/g**  
 Maximum value of SAR (measured) = 0.052 mW/g



Unless otherwise stated the results shown in this test report refer only to the sample(s) tested and such sample(s) are retained for 90 days only. This test report cannot be reproduced, except in full, without prior written permission of the Company. 除非另有說明，此報告結果僅對測試之樣品負責，同時此樣品僅保留90天。本報告未經本公司書面許可，不可部份複製。  
 This document is issued by the Company subject to its General Conditions of Service ([www.sgs.com/terms\\_and\\_conditions.htm](http://www.sgs.com/terms_and_conditions.htm)) and Terms and Conditions for Electronic Documents ([www.sgs.com/terms\\_e-document.htm](http://www.sgs.com/terms_e-document.htm)). Attention is drawn to the limitations of liability, indemnification and jurisdictional issues established therein. Even if printed this electronic document is to be treated as an original within the meaning of UCP 600 article 20b. The authenticity of this document may be verified at [www.sgsonsite.com/authentication](http://www.sgsonsite.com/authentication). Any holder of this document is advised that information contained hereon reflects the Company's findings at the time of its intervention only and within the limits of client's instructions, if any. The Company's sole responsibility is to its Client and this document does not exonerate parties to a transaction from exercising all their rights and obligations under the transaction documents.

## Configuration 1\_CH9538\_HSUPA mode

DUT: IdeaPad S10-3t;

Communication System: WCDMA BAND2; Frequency: 1907.6 MHz; Duty Cycle: 1:1  
 Medium: M1800 & 1900 Medium parameters used:  $f = 1908 \text{ MHz}$ ;  $\sigma = 1.64 \text{ mho/m}$ ;  $\epsilon_r = 54.5$ ;  
 $\rho = 1000 \text{ kg/m}^3$   
 Phantom section: Flat Section


DASY4 Configuration:

- Probe: EX3DV3 - SN3526; ConvF(8.89, 8.89, 8.89); Calibrated: 2009/8/26
- Sensor-Surface: 4mm (Mechanical Surface Detection)
- Electronics: DAE4 Sn547; Calibrated: 2009/1/20
- Phantom: SAM1; Type: SAM 4.0; Serial: TP:1419
- Measurement SW: DASY4, V4.7 Build 80; Postprocessing SW: SEMCAD, V1.8 Build 186

**body/Area Scan (71x71x1):** Measurement grid:  $dx=15\text{mm}$ ,  $dy=15\text{mm}$   
 Maximum value of SAR (interpolated) = 0.054 mW/g

**body/Zoom Scan (5x5x7)/Cube 0:** Measurement grid:  $dx=8\text{mm}$ ,  $dy=8\text{mm}$ ,  
 $dz=5\text{mm}$   
 Reference Value = 4.69 V/m; Power Drift = 0.143 dB  
 Peak SAR (extrapolated) = 0.080 W/kg

**SAR(1 g) = 0.048 mW/g; SAR(10 g) = 0.028 mW/g**  
 Maximum value of SAR (measured) = 0.052 mW/g



Unless otherwise stated the results shown in this test report refer only to the sample(s) tested and such sample(s) are retained for 90 days only. This test report cannot be reproduced, except in full, without prior written permission of the Company. 除非另有說明，此報告結果僅對測試之樣品負責，同時此樣品僅保留90天。本報告未經本公司書面許可，不可部份複製。  
 This document is issued by the Company subject to its General Conditions of Service ([www.sgs.com/terms\\_and\\_conditions.htm](http://www.sgs.com/terms_and_conditions.htm)) and Terms and Conditions for Electronic Documents ([www.sgs.com/terms\\_e-document.htm](http://www.sgs.com/terms_e-document.htm)). Attention is drawn to the limitations of liability, indemnification and jurisdictional issues established therein. Even if printed this electronic document is to be treated as an original within the meaning of UCP 600 article 20b. The authenticity of this document may be verified at [www.sgsonsite.com/authentication](http://www.sgsonsite.com/authentication). Any holder of this document is advised that information contained hereon reflects the Company's findings at the time of its intervention only and within the limits of client's instructions, if any. The Company's sole responsibility is to its Client and this document does not exonerate parties to a transaction from exercising all their rights and obligations under the transaction documents.

## Configuration 2\_CH9262\_HSUPA mode

DUT: IdeaPad S10-3t;

Communication System: WCDMA BAND2; Frequency: 1852.4 MHz; Duty Cycle: 1:1  
 Medium: M1800 & 1900 Medium parameters used (interpolated):  $f = 1852.4 \text{ MHz}$ ;  $\sigma = 1.58 \text{ mho/m}$ ;  $\epsilon_r = 54.9$ ;  $\rho = 1000 \text{ kg/m}^3$   
 Phantom section: Flat Section

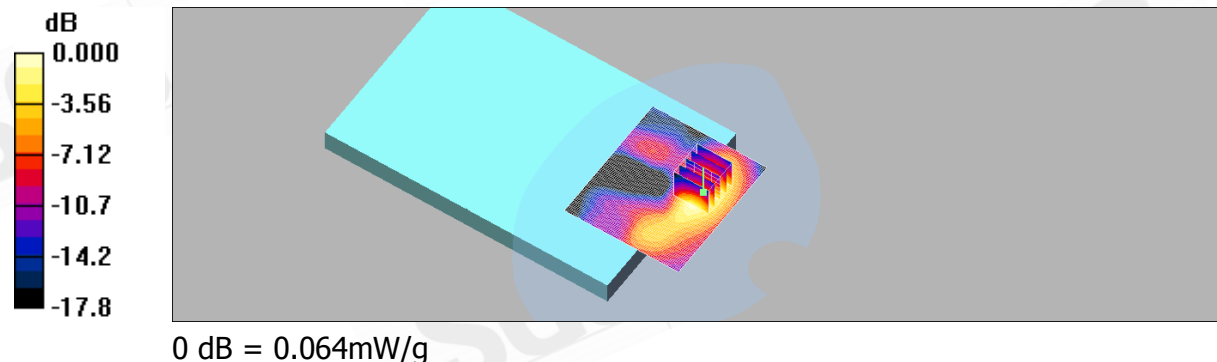
DASY4 Configuration:

- Probe: EX3DV3 - SN3526; ConvF(8.89, 8.89, 8.89); Calibrated: 2009/8/26
- Sensor-Surface: 4mm (Mechanical Surface Detection)
- Electronics: DAE4 Sn547; Calibrated: 2009/1/20
- Phantom: SAM1; Type: SAM 4.0; Serial: TP:1419
- Measurement SW: DASY4, V4.7 Build 80; Postprocessing SW: SEMCAD, V1.8 Build 186

**body/Area Scan (71x81x1):** Measurement grid:  $dx=15\text{mm}$ ,  $dy=15\text{mm}$   
 Maximum value of SAR (interpolated) = 0.066 mW/g

**body/Zoom Scan (5x5x7)/Cube 0:** Measurement grid:  $dx=8\text{mm}$ ,  $dy=8\text{mm}$ ,  
 $dz=5\text{mm}$   
 Reference Value = 2.82 V/m; Power Drift = -0.131 dB  
 Peak SAR (extrapolated) = 0.095 W/kg

**SAR(1 g) = 0.058 mW/g; SAR(10 g) = 0.034 mW/g**  
 Maximum value of SAR (measured) = 0.064 mW/g



## Configuration 2\_CH9400\_HSUPA mode

DUT: IdeaPad S10-3t;

Communication System: WCDMA BAND2; Frequency: 1880 MHz; Duty Cycle: 1:1  
 Medium: M1800 & 1900 Medium parameters used:  $f = 1880 \text{ MHz}$ ;  $\sigma = 1.6 \text{ mho/m}$ ;  $\epsilon_r = 54.7$ ;  
 $\rho = 1000 \text{ kg/m}^3$   
 Phantom section: Flat Section

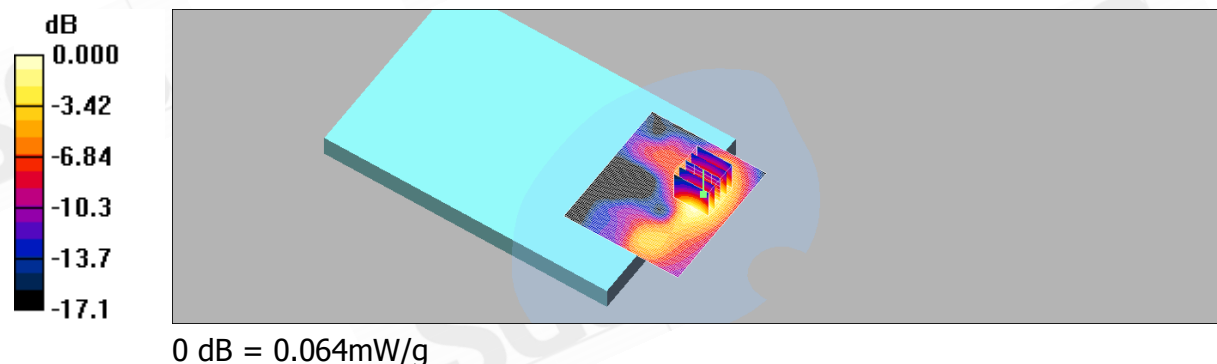
DASY4 Configuration:

- Probe: EX3DV3 - SN3526; ConvF(8.89, 8.89, 8.89); Calibrated: 2009/8/26
- Sensor-Surface: 4mm (Mechanical Surface Detection)
- Electronics: DAE4 Sn547; Calibrated: 2009/1/20
- Phantom: SAM1; Type: SAM 4.0; Serial: TP:1419
- Measurement SW: DASY4, V4.7 Build 80; Postprocessing SW: SEMCAD, V1.8 Build 186

**body/Area Scan (71x81x1):** Measurement grid:  $dx=15\text{mm}$ ,  $dy=15\text{mm}$   
 Maximum value of SAR (interpolated) = 0.065 mW/g

**body/Zoom Scan (5x5x7)/Cube 0:** Measurement grid:  $dx=8\text{mm}$ ,  $dy=8\text{mm}$ ,  
 $dz=5\text{mm}$   
 Reference Value = 2.22 V/m; Power Drift = -0.165 dB  
 Peak SAR (extrapolated) = 0.099 W/kg

**SAR(1 g) = 0.059 mW/g; SAR(10 g) = 0.034 mW/g**  
 Maximum value of SAR (measured) = 0.064 mW/g



Unless otherwise stated the results shown in this test report refer only to the sample(s) tested and such sample(s) are retained for 90 days only. This test report cannot be reproduced, except in full, without prior written permission of the Company. 除非另有說明，此報告結果僅對測試之樣品負責，同時此樣品僅保留90天。本報告未經本公司書面許可，不可部份複製。  
 This document is issued by the Company subject to its General Conditions of Service ([www.sgs.com/terms\\_and\\_conditions.htm](http://www.sgs.com/terms_and_conditions.htm)) and Terms and Conditions for Electronic Documents ([www.sgs.com/terms\\_e-document.htm](http://www.sgs.com/terms_e-document.htm)). Attention is drawn to the limitations of liability, indemnification and jurisdictional issues established therein. Even if printed this electronic document is to be treated as an original within the meaning of UCP 600 article 20b. The authenticity of this document may be verified at [www.sgsonsite.com/authentication](http://www.sgsonsite.com/authentication). Any holder of this document is advised that information contained hereon reflects the Company's findings at the time of its intervention only and within the limits of client's instructions, if any. The Company's sole responsibility is to its Client and this document does not exonerate parties to a transaction from exercising all their rights and obligations under the transaction documents.



## Configuration 2\_CH9538\_HSUPA mode

DUT: IdeaPad S10-3t;

Communication System: WCDMA BAND2; Frequency: 1907.6 MHz; Duty Cycle: 1:1  
 Medium: M1800 & 1900 Medium parameters used:  $f = 1908 \text{ MHz}$ ;  $\sigma = 1.64 \text{ mho/m}$ ;  $\epsilon_r = 54.5$ ;  
 $\rho = 1000 \text{ kg/m}^3$   
 Phantom section: Flat Section

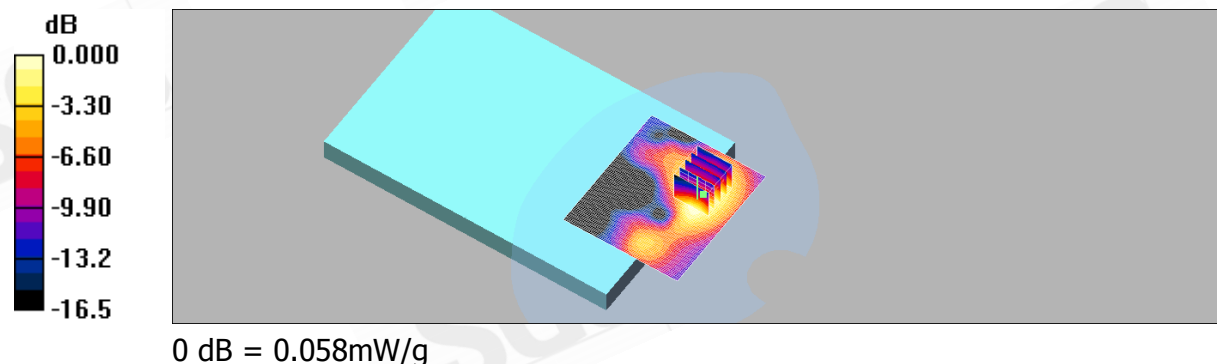
DASY4 Configuration:

- Probe: EX3DV3 - SN3526; ConvF(8.89, 8.89, 8.89); Calibrated: 2009/8/26
- Sensor-Surface: 4mm (Mechanical Surface Detection)
- Electronics: DAE4 Sn547; Calibrated: 2009/1/20
- Phantom: SAM1; Type: SAM 4.0; Serial: TP:1419
- Measurement SW: DASY4, V4.7 Build 80; Postprocessing SW: SEMCAD, V1.8 Build 186

**body/Area Scan (71x81x1):** Measurement grid:  $dx=15\text{mm}$ ,  $dy=15\text{mm}$   
 Maximum value of SAR (interpolated) = 0.061 mW/g

**body/Zoom Scan (5x5x7)/Cube 0:** Measurement grid:  $dx=8\text{mm}$ ,  $dy=8\text{mm}$ ,  
 $dz=5\text{mm}$   
 Reference Value = 2.13 V/m; Power Drift = -0.074 dB  
 Peak SAR (extrapolated) = 0.091 W/kg

**SAR(1 g) = 0.055 mW/g; SAR(10 g) = 0.032 mW/g**  
 Maximum value of SAR (measured) = 0.058 mW/g



Unless otherwise stated the results shown in this test report refer only to the sample(s) tested and such sample(s) are retained for 90 days only. This test report cannot be reproduced, except in full, without prior written permission of the Company. 除非另有說明，此報告結果僅對測試之樣品負責，同時此樣品僅保留90天。本報告未經本公司書面許可，不可部份複製。  
 This document is issued by the Company subject to its General Conditions of Service ([www.sgs.com/terms\\_and\\_conditions.htm](http://www.sgs.com/terms_and_conditions.htm)) and Terms and Conditions for Electronic Documents ([www.sgs.com/terms\\_e-document.htm](http://www.sgs.com/terms_e-document.htm)). Attention is drawn to the limitations of liability, indemnification and jurisdictional issues established therein. Even if printed this electronic document is to be treated as an original within the meaning of UCP 600 article 20b. The authenticity of this document may be verified at [www.sgsonsite.com/authentication](http://www.sgsonsite.com/authentication). Any holder of this document is advised that information contained hereon reflects the Company's findings at the time of its intervention only and within the limits of client's instructions, if any. The Company's sole responsibility is to its Client and this document does not exonerate parties to a transaction from exercising all their rights and obligations under the transaction documents.

## Configuration 3\_CH9262\_HSUPA mode

DUT: IdeaPad S10-3t;

Communication System: WCDMA BAND2; Frequency: 1852.4 MHz; Duty Cycle: 1:1  
 Medium: M1800 & 1900 Medium parameters used (interpolated):  $f = 1852.4 \text{ MHz}$ ;  $\sigma = 1.56 \text{ mho/m}$ ;  $\epsilon_r = 54.5$ ;  $\rho = 1000 \text{ kg/m}^3$   
 Phantom section: Flat Section

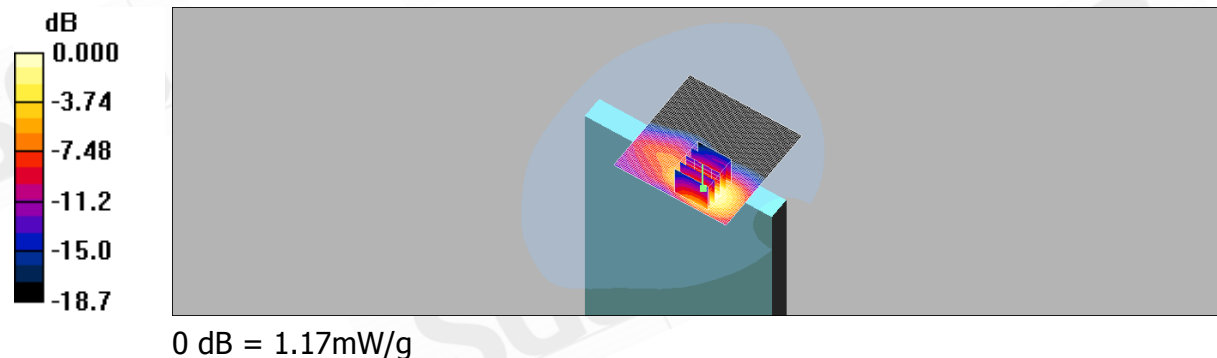
DASY4 Configuration:

- Probe: EX3DV3 - SN3526; ConvF(8.89, 8.89, 8.89); Calibrated: 2009/8/26
- Sensor-Surface: 4mm (Mechanical Surface Detection)
- Electronics: DAE4 Sn547; Calibrated: 2009/1/20
- Phantom: SAM1; Type: SAM 4.0; Serial: TP:1419
- Measurement SW: DASY4, V4.7 Build 80; Postprocessing SW: SEMCAD, V1.8 Build 186

**body/Area Scan (71x71x1):** Measurement grid:  $dx=15\text{mm}$ ,  $dy=15\text{mm}$   
 Maximum value of SAR (interpolated) = 1.17 mW/g

**body/Zoom Scan (5x5x7)/Cube 0:** Measurement grid:  $dx=8\text{mm}$ ,  $dy=8\text{mm}$ ,  
 $dz=5\text{mm}$   
 Reference Value = 11.9 V/m; Power Drift = -0.082 dB  
 Peak SAR (extrapolated) = 1.82 W/kg

**SAR(1 g) = 1.06 mW/g; SAR(10 g) = 0.574 mW/g**  
 Maximum value of SAR (measured) = 1.17 mW/g



Unless otherwise stated the results shown in this test report refer only to the sample(s) tested and such sample(s) are retained for 90 days only. This test report cannot be reproduced, except in full, without prior written permission of the Company. 除非另有說明，此報告結果僅對測試之樣品負責，同時此樣品僅保留90天。本報告未經本公司書面許可，不可部份複製。  
 This document is issued by the Company subject to its General Conditions of Service ([www.sgs.com/terms\\_and\\_conditions.htm](http://www.sgs.com/terms_and_conditions.htm)) and Terms and Conditions for Electronic Documents ([www.sgs.com/terms\\_e-document.htm](http://www.sgs.com/terms_e-document.htm)). Attention is drawn to the limitations of liability, indemnification and jurisdictional issues established therein. Even if printed this electronic document is to be treated as an original within the meaning of UCP 600 article 20b. The authenticity of this document may be verified at [www.sgsonsite.com/authentication](http://www.sgsonsite.com/authentication). Any holder of this document is advised that information contained hereon reflects the Company's findings at the time of its intervention only and within the limits of client's instructions, if any. The Company's sole responsibility is to its Client and this document does not exonerate parties to a transaction from exercising all their rights and obligations under the transaction documents.

## Configuration 3\_CH9400\_HSUPA mode

DUT: IdeaPad S10-3t;

Communication System: WCDMA BAND2; Frequency: 1880 MHz; Duty Cycle: 1:1  
 Medium: M1800 & 1900 Medium parameters used:  $f = 1880 \text{ MHz}$ ;  $\sigma = 1.58 \text{ mho/m}$ ;  $\epsilon_r = 54.4$ ;  
 $\rho = 1000 \text{ kg/m}^3$   
 Phantom section: Flat Section

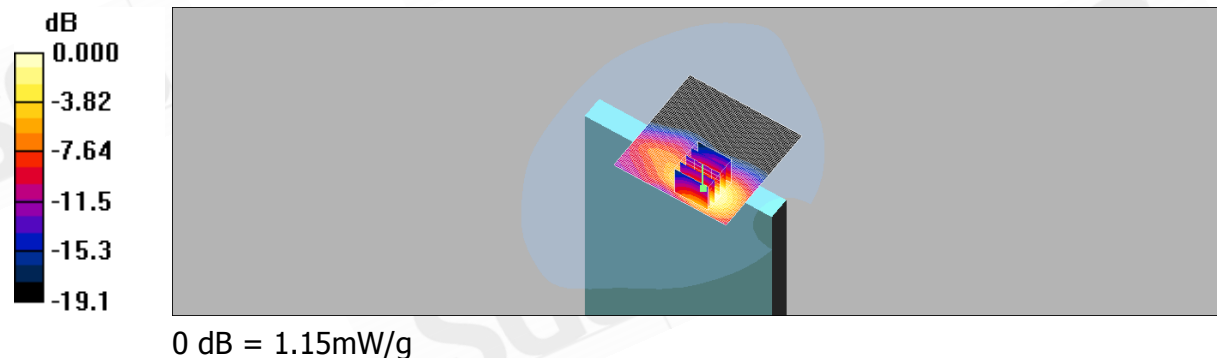
DASY4 Configuration:

- Probe: EX3DV3 - SN3526; ConvF(8.89, 8.89, 8.89); Calibrated: 2009/8/26
- Sensor-Surface: 4mm (Mechanical Surface Detection)
- Electronics: DAE4 Sn547; Calibrated: 2009/1/20
- Phantom: SAM1; Type: SAM 4.0; Serial: TP:1419
- Measurement SW: DASY4, V4.7 Build 80; Postprocessing SW: SEMCAD, V1.8 Build 186

**body/Area Scan (71x71x1):** Measurement grid:  $dx=15\text{mm}$ ,  $dy=15\text{mm}$   
 Maximum value of SAR (interpolated) = 1.16 mW/g

**body/Zoom Scan (5x5x7)/Cube 0:** Measurement grid:  $dx=8\text{mm}$ ,  $dy=8\text{mm}$ ,  
 $dz=5\text{mm}$   
 Reference Value = 11.8 V/m; Power Drift = -0.138 dB  
 Peak SAR (extrapolated) = 1.80 W/kg

**SAR(1 g) = 1.04 mW/g; SAR(10 g) = 0.563 mW/g**  
 Maximum value of SAR (measured) = 1.15 mW/g



Unless otherwise stated the results shown in this test report refer only to the sample(s) tested and such sample(s) are retained for 90 days only. This test report cannot be reproduced, except in full, without prior written permission of the Company. 除非另有說明，此報告結果僅對測試之樣品負責，同時此樣品僅保留90天。本報告未經本公司書面許可，不可部份複製。  
 This document is issued by the Company subject to its General Conditions of Service ([www.sgs.com/terms\\_and\\_conditions.htm](http://www.sgs.com/terms_and_conditions.htm)) and Terms and Conditions for Electronic Documents ([www.sgs.com/terms\\_e-document.htm](http://www.sgs.com/terms_e-document.htm)). Attention is drawn to the limitations of liability, indemnification and jurisdictional issues established therein. Even if printed this electronic document is to be treated as an original within the meaning of UCP 600 article 20b. The authenticity of this document may be verified at [www.sgsonsite.com/authentication](http://www.sgsonsite.com/authentication). Any holder of this document is advised that information contained hereon reflects the Company's findings at the time of its intervention only and within the limits of client's instructions, if any. The Company's sole responsibility is to its Client and this document does not exonerate parties to a transaction from exercising all their rights and obligations under the transaction documents.

## Configuration 3\_CH9538\_HSUPA mode

DUT: IdeaPad S10-3t;

Communication System: WCDMA BAND2; Frequency: 1907.6 MHz; Duty Cycle: 1:1  
 Medium: M1800 & 1900 Medium parameters used:  $f = 1908 \text{ MHz}$ ;  $\sigma = 1.61 \text{ mho/m}$ ;  $\epsilon_r = 54.4$ ;  
 $\rho = 1000 \text{ kg/m}^3$   
 Phantom section: Flat Section

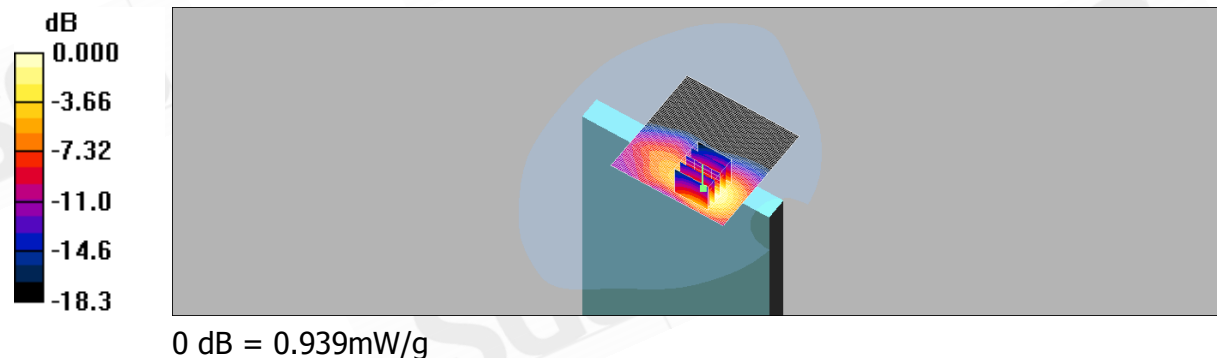
DASY4 Configuration:

- Probe: EX3DV3 - SN3526; ConvF(8.89, 8.89, 8.89); Calibrated: 2009/8/26
- Sensor-Surface: 4mm (Mechanical Surface Detection)
- Electronics: DAE4 Sn547; Calibrated: 2009/1/20
- Phantom: SAM1; Type: SAM 4.0; Serial: TP:1419
- Measurement SW: DASY4, V4.7 Build 80; Postprocessing SW: SEMCAD, V1.8 Build 186

**body/Area Scan (71x71x1):** Measurement grid:  $dx=15\text{mm}$ ,  $dy=15\text{mm}$   
 Maximum value of SAR (interpolated) = 0.941 mW/g

**body/Zoom Scan (5x5x7)/Cube 0:** Measurement grid:  $dx=8\text{mm}$ ,  $dy=8\text{mm}$ ,  
 $dz=5\text{mm}$   
 Reference Value = 11.9 V/m; Power Drift = -0.107 dB  
 Peak SAR (extrapolated) = 1.47 W/kg

**SAR(1 g) = 0.848 mW/g; SAR(10 g) = 0.463 mW/g**  
 Maximum value of SAR (measured) = 0.939 mW/g



Unless otherwise stated the results shown in this test report refer only to the sample(s) tested and such sample(s) are retained for 90 days only. This test report cannot be reproduced, except in full, without prior written permission of the Company. 除非另有說明，此報告結果僅對測試之樣品負責，同時此樣品僅保留90天。本報告未經本公司書面許可，不可部份複製。  
 This document is issued by the Company subject to its General Conditions of Service ([www.sgs.com/terms\\_and\\_conditions.htm](http://www.sgs.com/terms_and_conditions.htm)) and Terms and Conditions for Electronic Documents ([www.sgs.com/terms\\_e-document.htm](http://www.sgs.com/terms_e-document.htm)). Attention is drawn to the limitations of liability, indemnification and jurisdictional issues established therein. Even if printed this electronic document is to be treated as an original within the meaning of UCP 600 article 20b. The authenticity of this document may be verified at [www.sgsonsite.com/authentication](http://www.sgsonsite.com/authentication). Any holder of this document is advised that information contained hereon reflects the Company's findings at the time of its intervention only and within the limits of client's instructions, if any. The Company's sole responsibility is to its Client and this document does not exonerate parties to a transaction from exercising all their rights and obligations under the transaction documents.

## Configuration 4\_CH9262\_HSUPA mode

DUT: IdeaPad S10-3t;

Communication System: WCDMA BAND2; Frequency: 1852.4 MHz; Duty Cycle: 1:1  
 Medium: M1800 & 1900 Medium parameters used (interpolated):  $f = 1852.4 \text{ MHz}$ ;  $\sigma = 1.56 \text{ mho/m}$ ;  $\epsilon_r = 54.4$ ;  $\rho = 1000 \text{ kg/m}^3$   
 Phantom section: Flat Section


DASY4 Configuration:

- Probe: EX3DV3 - SN3526; ConvF(8.89, 8.89, 8.89); Calibrated: 2009/8/26
- Sensor-Surface: 4mm (Mechanical Surface Detection)
- Electronics: DAE4 Sn547; Calibrated: 2009/1/20
- Phantom: SAM2; Type: SAM 4.0; Serial: TP:1270
- Measurement SW: DASY4, V4.7 Build 80; Postprocessing SW: SEMCAD, V1.8 Build 186

**body/Area Scan (61x61x1):** Measurement grid:  $dx=15\text{mm}$ ,  $dy=15\text{mm}$   
 Maximum value of SAR (interpolated) = 0.084 mW/g

**body/Zoom Scan (5x5x7)/Cube 0:** Measurement grid:  $dx=8\text{mm}$ ,  $dy=8\text{mm}$ ,  
 $dz=5\text{mm}$   
 Reference Value = 4.49 V/m; Power Drift = -0.096 dB  
 Peak SAR (extrapolated) = 0.120 W/kg

**SAR(1 g) = 0.078 mW/g; SAR(10 g) = 0.051 mW/g**  
 Maximum value of SAR (measured) = 0.084 mW/g



Unless otherwise stated the results shown in this test report refer only to the sample(s) tested and such sample(s) are retained for 90 days only. This test report cannot be reproduced, except in full, without prior written permission of the Company. 除非另有說明，此報告結果僅對測試之樣品負責，同時此樣品僅保留90天。本報告未經本公司書面許可，不可部份複製。  
 This document is issued by the Company subject to its General Conditions of Service ([www.sgs.com/terms\\_and\\_conditions.htm](http://www.sgs.com/terms_and_conditions.htm)) and Terms and Conditions for Electronic Documents ([www.sgs.com/terms\\_e-document.htm](http://www.sgs.com/terms_e-document.htm)). Attention is drawn to the limitations of liability, indemnification and jurisdictional issues established therein. Even if printed this electronic document is to be treated as an original within the meaning of UCP 600 article 20b. The authenticity of this document may be verified at [www.sgsonsite.com/authentication](http://www.sgsonsite.com/authentication). Any holder of this document is advised that information contained hereon reflects the Company's findings at the time of its intervention only and within the limits of client's instructions, if any. The Company's sole responsibility is to its Client and this document does not exonerate parties to a transaction from exercising all their rights and obligations under the transaction documents.



## Configuration 4\_CH9400\_HSUPA mode

DUT: IdeaPad S10-3t;

Communication System: WCDMA BAND2; Frequency: 1880 MHz; Duty Cycle: 1:1  
 Medium: M1800 & 1900 Medium parameters used:  $f = 1880 \text{ MHz}$ ;  $\sigma = 1.59 \text{ mho/m}$ ;  $\epsilon_r = 54.4$ ;  
 $\rho = 1000 \text{ kg/m}^3$   
 Phantom section: Flat Section


DASY4 Configuration:

- Probe: EX3DV3 - SN3526; ConvF(8.89, 8.89, 8.89); Calibrated: 2009/8/26
- Sensor-Surface: 4mm (Mechanical Surface Detection)
- Electronics: DAE4 Sn547; Calibrated: 2009/1/20
- Phantom: SAM2; Type: SAM 4.0; Serial: TP:1270
- Measurement SW: DASY4, V4.7 Build 80; Postprocessing SW: SEMCAD, V1.8 Build 186

**body/Area Scan (61x61x1):** Measurement grid:  $dx=15\text{mm}$ ,  $dy=15\text{mm}$   
 Maximum value of SAR (interpolated) = 0.091 mW/g

**body/Zoom Scan (5x5x7)/Cube 0:** Measurement grid:  $dx=8\text{mm}$ ,  $dy=8\text{mm}$ ,  
 $dz=5\text{mm}$   
 Reference Value = 4.44 V/m; Power Drift = 0.003 dB  
 Peak SAR (extrapolated) = 0.133 W/kg

**SAR(1 g) = 0.085 mW/g; SAR(10 g) = 0.055 mW/g**  
 Maximum value of SAR (measured) = 0.090 mW/g



Unless otherwise stated the results shown in this test report refer only to the sample(s) tested and such sample(s) are retained for 90 days only. This test report cannot be reproduced, except in full, without prior written permission of the Company. 除非另有說明，此報告結果僅對測試之樣品負責，同時此樣品僅保留90天。本報告未經本公司書面許可，不可部份複製。  
 This document is issued by the Company subject to its General Conditions of Service ([www.sgs.com/terms\\_and\\_conditions.htm](http://www.sgs.com/terms_and_conditions.htm)) and Terms and Conditions for Electronic Documents ([www.sgs.com/terms\\_e-document.htm](http://www.sgs.com/terms_e-document.htm)). Attention is drawn to the limitations of liability, indemnification and jurisdictional issues established therein. Even if printed this electronic document is to be treated as an original within the meaning of UCP 600 article 20b. The authenticity of this document may be verified at [www.sgsonsite.com/authentication](http://www.sgsonsite.com/authentication). Any holder of this document is advised that information contained hereon reflects the Company's findings at the time of its intervention only and within the limits of client's instructions, if any. The Company's sole responsibility is to its Client and this document does not exonerate parties to a transaction from exercising all their rights and obligations under the transaction documents.

## Configuration 4\_CH9538\_HSUPA mode

DUT: IdeaPad S10-3t;

Communication System: WCDMA BAND2; Frequency: 1907.6 MHz; Duty Cycle: 1:1  
 Medium: M1800 & 1900 Medium parameters used:  $f = 1908 \text{ MHz}$ ;  $\sigma = 1.62 \text{ mho/m}$ ;  $\epsilon_r = 54.3$ ;  
 $\rho = 1000 \text{ kg/m}^3$   
 Phantom section: Flat Section

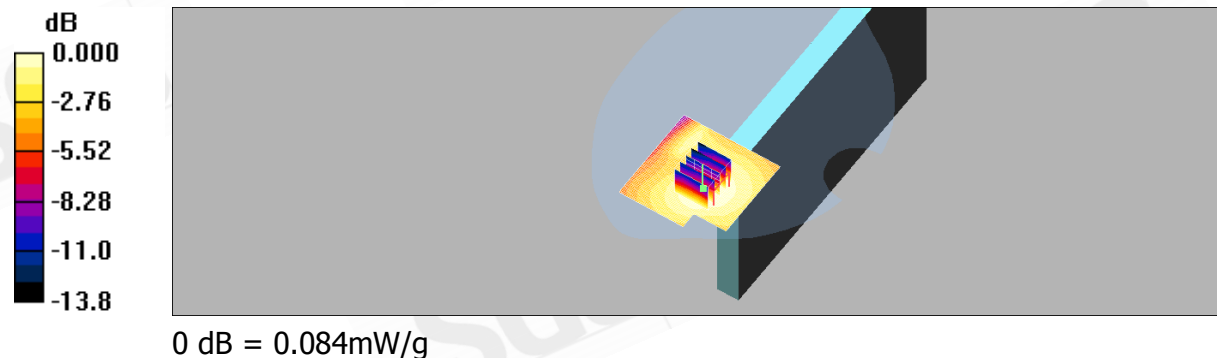
DASY4 Configuration:

- Probe: EX3DV3 - SN3526; ConvF(8.89, 8.89, 8.89); Calibrated: 2009/8/26
- Sensor-Surface: 4mm (Mechanical Surface Detection)
- Electronics: DAE4 Sn547; Calibrated: 2009/1/20
- Phantom: SAM2; Type: SAM 4.0; Serial: TP:1270
- Measurement SW: DASY4, V4.7 Build 80; Postprocessing SW: SEMCAD, V1.8 Build 186

**body/Area Scan (61x61x1):** Measurement grid:  $dx=15\text{mm}$ ,  $dy=15\text{mm}$   
 Maximum value of SAR (interpolated) = 0.083 mW/g

**body/Zoom Scan (5x5x7)/Cube 0:** Measurement grid:  $dx=8\text{mm}$ ,  $dy=8\text{mm}$ ,  
 $dz=5\text{mm}$   
 Reference Value = 4.03 V/m; Power Drift = -0.112 dB  
 Peak SAR (extrapolated) = 0.126 W/kg

**SAR(1 g) = 0.079 mW/g; SAR(10 g) = 0.051 mW/g**  
 Maximum value of SAR (measured) = 0.084 mW/g



Unless otherwise stated the results shown in this test report refer only to the sample(s) tested and such sample(s) are retained for 90 days only. This test report cannot be reproduced, except in full, without prior written permission of the Company. 除非另有說明，此報告結果僅對測試之樣品負責，同時此樣品僅保留90天。本報告未經本公司書面許可，不可部份複製。  
 This document is issued by the Company subject to its General Conditions of Service ([www.sgs.com/terms\\_and\\_conditions.htm](http://www.sgs.com/terms_and_conditions.htm)) and Terms and Conditions for Electronic Documents ([www.sgs.com/terms\\_e-document.htm](http://www.sgs.com/terms_e-document.htm)). Attention is drawn to the limitations of liability, indemnification and jurisdictional issues established therein. Even if printed this electronic document is to be treated as an original within the meaning of UCP 600 article 20b. The authenticity of this document may be verified at [www.sgsonsite.com/authentication](http://www.sgsonsite.com/authentication). Any holder of this document is advised that information contained hereon reflects the Company's findings at the time of its intervention only and within the limits of client's instructions, if any. The Company's sole responsibility is to its Client and this document does not exonerate parties to a transaction from exercising all their rights and obligations under the transaction documents.

## Configuration 6\_CH9262\_HSUPA mode

DUT: IdeaPad S10-3t;

Communication System: WCDMA BAND2; Frequency: 1852.4 MHz; Duty Cycle: 1:1  
 Medium: M1800 & 1900 Medium parameters used (interpolated):  $f = 1852.4 \text{ MHz}$ ;  $\sigma = 1.56 \text{ mho/m}$ ;  $\epsilon_r = 54.4$ ;  $\rho = 1000 \text{ kg/m}^3$   
 Phantom section: Flat Section


DASY4 Configuration:

- Probe: EX3DV3 - SN3526; ConvF(8.89, 8.89, 8.89); Calibrated: 2009/8/26
- Sensor-Surface: 4mm (Mechanical Surface Detection)
- Electronics: DAE4 Sn547; Calibrated: 2009/1/20
- Phantom: SAM2; Type: SAM 4.0; Serial: TP:1270
- Measurement SW: DASY4, V4.7 Build 80; Postprocessing SW: SEMCAD, V1.8 Build 186

**body/Area Scan (61x61x1):** Measurement grid:  $dx=15\text{mm}$ ,  $dy=15\text{mm}$   
 Maximum value of SAR (interpolated) = 0.061 mW/g

**body/Zoom Scan (5x5x7)/Cube 0:** Measurement grid:  $dx=8\text{mm}$ ,  $dy=8\text{mm}$ ,  
 $dz=5\text{mm}$   
 Reference Value = 1.04 V/m; Power Drift = 0.15 dB  
 Peak SAR (extrapolated) = 0.093 W/kg

**SAR(1 g) = 0.050 mW/g; SAR(10 g) = 0.027 mW/g**  
 Maximum value of SAR (measured) = 0.056 mW/g



Unless otherwise stated the results shown in this test report refer only to the sample(s) tested and such sample(s) are retained for 90 days only. This test report cannot be reproduced, except in full, without prior written permission of the Company. 除非另有說明，此報告結果僅對測試之樣品負責，同時此樣品僅保留90天。本報告未經本公司書面許可，不可部份複製。  
 This document is issued by the Company subject to its General Conditions of Service ([www.sgs.com/terms\\_and\\_conditions.htm](http://www.sgs.com/terms_and_conditions.htm)) and Terms and Conditions for Electronic Documents ([www.sgs.com/terms\\_e-document.htm](http://www.sgs.com/terms_e-document.htm)). Attention is drawn to the limitations of liability, indemnification and jurisdictional issues established therein. Even if printed this electronic document is to be treated as an original within the meaning of UCP 600 article 20b. The authenticity of this document may be verified at [www.sgonsite.com/authentication](http://www.sgonsite.com/authentication). Any holder of this document is advised that information contained hereon reflects the Company's findings at the time of its intervention only and within the limits of client's instructions, if any. The Company's sole responsibility is to its Client and this document does not exonerate parties to a transaction from exercising all their rights and obligations under the transaction documents.

## Configuration 6\_CH9400\_HSUPA mode

DUT: IdeaPad S10-3t;

Communication System: WCDMA BAND2; Frequency: 1880 MHz; Duty Cycle: 1:1  
 Medium: M1800 & 1900 Medium parameters used:  $f = 1880 \text{ MHz}$ ;  $\sigma = 1.59 \text{ mho/m}$ ;  $\epsilon_r = 54.4$ ;  
 $\rho = 1000 \text{ kg/m}^3$   
 Phantom section: Flat Section


DASY4 Configuration:

- Probe: EX3DV3 - SN3526; ConvF(8.89, 8.89, 8.89); Calibrated: 2009/8/26
- Sensor-Surface: 4mm (Mechanical Surface Detection)
- Electronics: DAE4 Sn547; Calibrated: 2009/1/20
- Phantom: SAM2; Type: SAM 4.0; Serial: TP:1270
- Measurement SW: DASY4, V4.7 Build 80; Postprocessing SW: SEMCAD, V1.8 Build 186

**body/Area Scan (61x61x1):** Measurement grid:  $dx=15\text{mm}$ ,  $dy=15\text{mm}$   
 Maximum value of SAR (interpolated) = 0.090 mW/g

**body/Zoom Scan (5x5x7)/Cube 0:** Measurement grid:  $dx=8\text{mm}$ ,  $dy=8\text{mm}$ ,  
 $dz=5\text{mm}$   
 Reference Value = 1.31 V/m; Power Drift = 0.175 dB  
 Peak SAR (extrapolated) = 0.139 W/kg

**SAR(1 g) = 0.074 mW/g; SAR(10 g) = 0.040 mW/g**  
 Maximum value of SAR (measured) = 0.083 mW/g



Unless otherwise stated the results shown in this test report refer only to the sample(s) tested and such sample(s) are retained for 90 days only. This test report cannot be reproduced, except in full, without prior written permission of the Company. 除非另有說明，此報告結果僅對測試之樣品負責，同時此樣品僅保留90天。本報告未經本公司書面許可，不可部份複製。  
 This document is issued by the Company subject to its General Conditions of Service ([www.sgs.com/terms\\_and\\_conditions.htm](http://www.sgs.com/terms_and_conditions.htm)) and Terms and Conditions for Electronic Documents ([www.sgs.com/terms\\_e-document.htm](http://www.sgs.com/terms_e-document.htm)). Attention is drawn to the limitations of liability, indemnification and jurisdictional issues established therein. Even if printed this electronic document is to be treated as an original within the meaning of UCP 600 article 20b. The authenticity of this document may be verified at [www.sgonsite.com/authentication](http://www.sgonsite.com/authentication). Any holder of this document is advised that information contained hereon reflects the Company's findings at the time of its intervention only and within the limits of client's instructions, if any. The Company's sole responsibility is to its Client and this document does not exonerate parties to a transaction from exercising all their rights and obligations under the transaction documents.

## Configuration 6\_CH9538\_HSUPA mode

DUT: IdeaPad S10-3t;

Communication System: WCDMA BAND2; Frequency: 1907.6 MHz; Duty Cycle: 1:1  
 Medium: M1800 & 1900 Medium parameters used:  $f = 1908 \text{ MHz}$ ;  $\sigma = 1.62 \text{ mho/m}$ ;  $\epsilon_r = 54.3$ ;  
 $\rho = 1000 \text{ kg/m}^3$   
 Phantom section: Flat Section


DASY4 Configuration:

- Probe: EX3DV3 - SN3526; ConvF(8.89, 8.89, 8.89); Calibrated: 2009/8/26
- Sensor-Surface: 4mm (Mechanical Surface Detection)
- Electronics: DAE4 Sn547; Calibrated: 2009/1/20
- Phantom: SAM2; Type: SAM 4.0; Serial: TP:1270
- Measurement SW: DASY4, V4.7 Build 80; Postprocessing SW: SEMCAD, V1.8 Build 186

**body/Area Scan (61x61x1):** Measurement grid:  $dx=15\text{mm}$ ,  $dy=15\text{mm}$   
 Maximum value of SAR (interpolated) = 0.096 mW/g

**body/Zoom Scan (5x5x7)/Cube 0:** Measurement grid:  $dx=8\text{mm}$ ,  $dy=8\text{mm}$ ,  
 $dz=5\text{mm}$   
 Reference Value = 1.83 V/m; Power Drift = -0.120 dB  
 Peak SAR (extrapolated) = 0.150 W/kg

**SAR(1 g) = 0.081 mW/g; SAR(10 g) = 0.043 mW/g**  
 Maximum value of SAR (measured) = 0.091 mW/g



Unless otherwise stated the results shown in this test report refer only to the sample(s) tested and such sample(s) are retained for 90 days only. This test report cannot be reproduced, except in full, without prior written permission of the Company. 除非另有說明，此報告結果僅對測試之樣品負責，同時此樣品僅保留90天。本報告未經本公司書面許可，不可部份複製。  
 This document is issued by the Company subject to its General Conditions of Service ([www.sgs.com/terms\\_and\\_conditions.htm](http://www.sgs.com/terms_and_conditions.htm)) and Terms and Conditions for Electronic Documents ([www.sgs.com/terms\\_e-document.htm](http://www.sgs.com/terms_e-document.htm)). Attention is drawn to the limitations of liability, indemnification and jurisdictional issues established therein. Even if printed this electronic document is to be treated as an original within the meaning of UCP 600 article 20b. The authenticity of this document may be verified at [www.sgonsite.com/authentication](http://www.sgonsite.com/authentication). Any holder of this document is advised that information contained hereon reflects the Company's findings at the time of its intervention only and within the limits of client's instructions, if any. The Company's sole responsibility is to its Client and this document does not exonerate parties to a transaction from exercising all their rights and obligations under the transaction documents.



## Configuration 1\_CH4132

DUT: IdeaPad S10-3t;

Communication System: WCDMA BAND5; Frequency: 826.4 MHz; Duty Cycle: 1:1  
 Medium: Muscle 900 MHz Medium parameters used (interpolated):  $f = 826.4 \text{ MHz}$ ;  $\sigma = 0.962 \text{ mho/m}$ ;  $\epsilon_r = 54.9$ ;  $\rho = 1000 \text{ kg/m}^3$   
 Phantom section: Flat Section


DASY4 Configuration:

- Probe: EX3DV3 - SN3526; ConvF(10.88, 10.88, 10.88); Calibrated: 2009/8/26
- Sensor-Surface: 4mm (Mechanical Surface Detection)
- Electronics: DAE4 Sn547; Calibrated: 2009/1/20
- Phantom: SAM1; Type: SAM 4.0; Serial: TP:1419
- Measurement SW: DASY4, V4.7 Build 80; Postprocessing SW: SEMCAD, V1.8 Build 186

**body/Area Scan (71x71x1):** Measurement grid:  $dx=15\text{mm}$ ,  $dy=15\text{mm}$   
 Maximum value of SAR (interpolated) = 0.016 mW/g

**body/Zoom Scan (5x5x7)/Cube 0:** Measurement grid:  $dx=8\text{mm}$ ,  $dy=8\text{mm}$ ,  
 $dz=5\text{mm}$   
 Reference Value = 3.52 V/m; Power Drift = -0.154 dB  
 Peak SAR (extrapolated) = 0.019 W/kg

**SAR(1 g) = 0.014 mW/g; SAR(10 g) = 0.00983 mW/g**  
 Maximum value of SAR (measured) = 0.015 mW/g



Unless otherwise stated the results shown in this test report refer only to the sample(s) tested and such sample(s) are retained for 90 days only. This test report cannot be reproduced, except in full, without prior written permission of the Company. 除非另有說明，此報告結果僅對測試之樣品負責，同時此樣品僅保留90天。本報告未經本公司書面許可，不可部份複製。  
 This document is issued by the Company subject to its General Conditions of Service ([www.sgs.com/terms\\_and\\_conditions.htm](http://www.sgs.com/terms_and_conditions.htm)) and Terms and Conditions for Electronic Documents ([www.sgs.com/terms\\_e-document.htm](http://www.sgs.com/terms_e-document.htm)). Attention is drawn to the limitations of liability, indemnification and jurisdictional issues established therein. Even if printed this electronic document is to be treated as an original within the meaning of UCP 600 article 20b. The authenticity of this document may be verified at [www.sgsonsite.com/authentication](http://www.sgsonsite.com/authentication). Any holder of this document is advised that information contained hereon reflects the Company's findings at the time of its intervention only and within the limits of client's instructions, if any. The Company's sole responsibility is to its Client and this document does not exonerate parties to a transaction from exercising all their rights and obligations under the transaction documents.

## Configuration 1\_CH4183

DUT: IdeaPad S10-3t;

Communication System: WCDMA BAND5; Frequency: 836.6 MHz; Duty Cycle: 1:1  
 Medium: Muscle 900 MHz Medium parameters used:  $f = 837 \text{ MHz}$ ;  $\sigma = 0.971 \text{ mho/m}$ ;  $\epsilon_r = 54.8$ ;  $\rho = 1000 \text{ kg/m}^3$   
 Phantom section: Flat Section

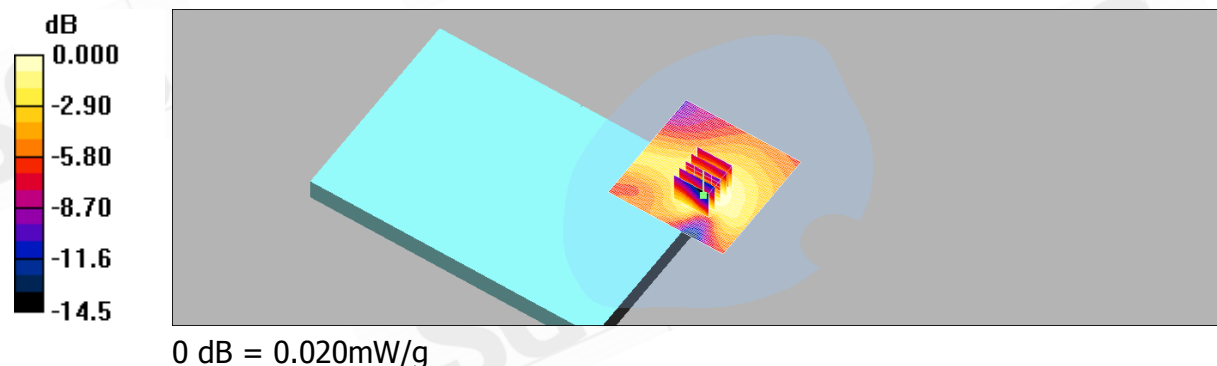
DASY4 Configuration:

- Probe: EX3DV3 - SN3526; ConvF(10.88, 10.88, 10.88); Calibrated: 2009/8/26
- Sensor-Surface: 4mm (Mechanical Surface Detection)
- Electronics: DAE4 Sn547; Calibrated: 2009/1/20
- Phantom: SAM1; Type: SAM 4.0; Serial: TP:1419
- Measurement SW: DASY4, V4.7 Build 80; Postprocessing SW: SEMCAD, V1.8 Build 186

**body/Area Scan (71x71x1):** Measurement grid:  $dx=15\text{mm}$ ,  $dy=15\text{mm}$   
 Maximum value of SAR (interpolated) = 0.020 mW/g

**body/Zoom Scan (5x5x7)/Cube 0:** Measurement grid:  $dx=8\text{mm}$ ,  $dy=8\text{mm}$ ,  
 $dz=5\text{mm}$   
 Reference Value = 3.95 V/m; Power Drift = 0.081 dB  
 Peak SAR (extrapolated) = 0.026 W/kg

**SAR(1 g) = 0.019 mW/g; SAR(10 g) = 0.013 mW/g**  
 Maximum value of SAR (measured) = 0.020 mW/g



## Configuration 1\_CH4233

DUT: IdeaPad S10-3t;

Communication System: WCDMA BAND5; Frequency: 846.6 MHz; Duty Cycle: 1:1  
 Medium: Muscle 900 MHz Medium parameters used:  $f = 847 \text{ MHz}$ ;  $\sigma = 0.983 \text{ mho/m}$ ;  $\epsilon_r = 54.7$ ;  $\rho = 1000 \text{ kg/m}^3$   
 Phantom section: Flat Section

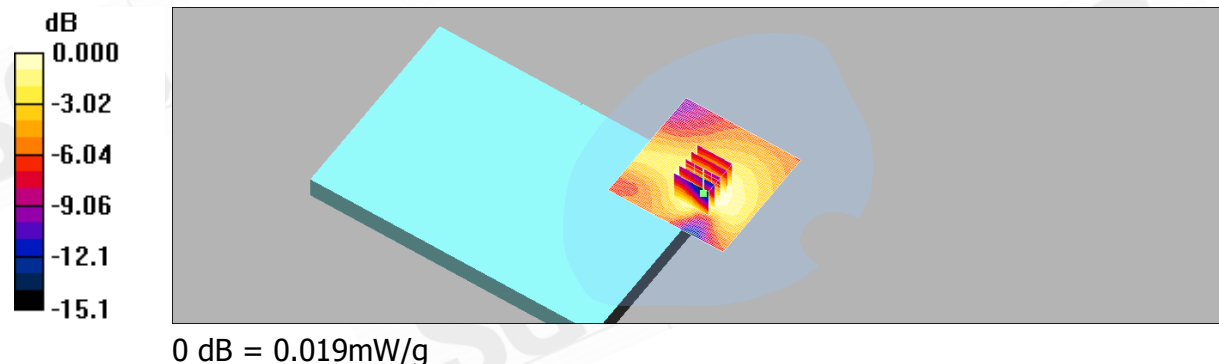
DASY4 Configuration:

- Probe: EX3DV3 - SN3526; ConvF(10.88, 10.88, 10.88); Calibrated: 2009/8/26
- Sensor-Surface: 4mm (Mechanical Surface Detection)
- Electronics: DAE4 Sn547; Calibrated: 2009/1/20
- Phantom: SAM1; Type: SAM 4.0; Serial: TP:1419
- Measurement SW: DASY4, V4.7 Build 80; Postprocessing SW: SEMCAD, V1.8 Build 186

**body/Area Scan (71x71x1):** Measurement grid:  $dx=15\text{mm}$ ,  $dy=15\text{mm}$   
 Maximum value of SAR (interpolated) = 0.020 mW/g

**body/Zoom Scan (5x5x7)/Cube 0:** Measurement grid:  $dx=8\text{mm}$ ,  $dy=8\text{mm}$ ,  
 $dz=5\text{mm}$   
 Reference Value = 3.83 V/m; Power Drift = 0.020 dB  
 Peak SAR (extrapolated) = 0.025 W/kg

**SAR(1 g) = 0.018 mW/g; SAR(10 g) = 0.013 mW/g**  
 Maximum value of SAR (measured) = 0.019 mW/g



Unless otherwise stated the results shown in this test report refer only to the sample(s) tested and such sample(s) are retained for 90 days only. This test report cannot be reproduced, except in full, without prior written permission of the Company. 除非另有說明，此報告結果僅對測試之樣品負責，同時此樣品僅保留90天。本報告未經本公司書面許可，不可部份複製。  
 This document is issued by the Company subject to its General Conditions of Service ([www.sgs.com/terms\\_and\\_conditions.htm](http://www.sgs.com/terms_and_conditions.htm)) and Terms and Conditions for Electronic Documents ([www.sgs.com/terms\\_e-document.htm](http://www.sgs.com/terms_e-document.htm)). Attention is drawn to the limitations of liability, indemnification and jurisdictional issues established therein. Even if printed this electronic document is to be treated as an original within the meaning of UCP 600 article 20b. The authenticity of this document may be verified at [www.sgsonsite.com/authentication](http://www.sgsonsite.com/authentication). Any holder of this document is advised that information contained hereon reflects the Company's findings at the time of its intervention only and within the limits of client's instructions, if any. The Company's sole responsibility is to its Client and this document does not exonerate parties to a transaction from exercising all their rights and obligations under the transaction documents.

## Configuration 2\_CH4132

DUT: IdeaPad S10-3t;

Communication System: WCDMA BAND5; Frequency: 826.4 MHz; Duty Cycle: 1:1  
 Medium: Muscle 900 MHz Medium parameters used (interpolated):  $f = 826.4 \text{ MHz}$ ;  $\sigma = 0.962 \text{ mho/m}$ ;  $\epsilon_r = 54.9$ ;  $\rho = 1000 \text{ kg/m}^3$   
 Phantom section: Flat Section

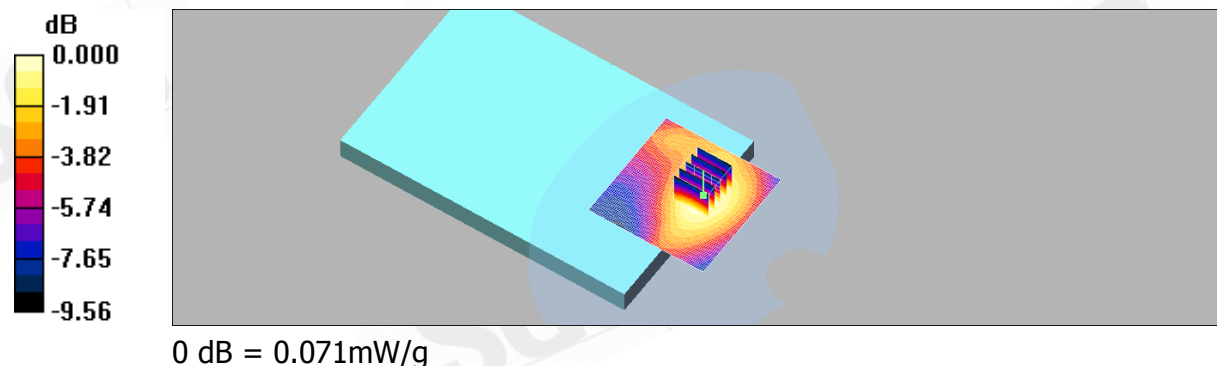
DASY4 Configuration:

- Probe: EX3DV3 - SN3526; ConvF(10.88, 10.88, 10.88); Calibrated: 2009/8/26
- Sensor-Surface: 4mm (Mechanical Surface Detection)
- Electronics: DAE4 Sn547; Calibrated: 2009/1/20
- Phantom: SAM1; Type: SAM 4.0; Serial: TP:1419
- Measurement SW: DASY4, V4.7 Build 80; Postprocessing SW: SEMCAD, V1.8 Build 186

**body/Area Scan (71x71x1):** Measurement grid:  $dx=15\text{mm}$ ,  $dy=15\text{mm}$   
 Maximum value of SAR (interpolated) = 0.072 mW/g

**body/Zoom Scan (5x5x7)/Cube 0:** Measurement grid:  $dx=8\text{mm}$ ,  $dy=8\text{mm}$ ,  
 $dz=5\text{mm}$   
 Reference Value = 7.88 V/m; Power Drift = -0.013 dB  
 Peak SAR (extrapolated) = 0.094 W/kg

**SAR(1 g) = 0.067 mW/g; SAR(10 g) = 0.046 mW/g**  
 Maximum value of SAR (measured) = 0.071 mW/g



## Configuration 2\_CH4183

DUT: IdeaPad S10-3t;

Communication System: WCDMA BAND5; Frequency: 836.6 MHz; Duty Cycle: 1:1  
 Medium: Muscle 900 MHz Medium parameters used:  $f = 837 \text{ MHz}$ ;  $\sigma = 0.971 \text{ mho/m}$ ;  $\epsilon_r = 54.8$ ;  $\rho = 1000 \text{ kg/m}^3$   
 Phantom section: Flat Section

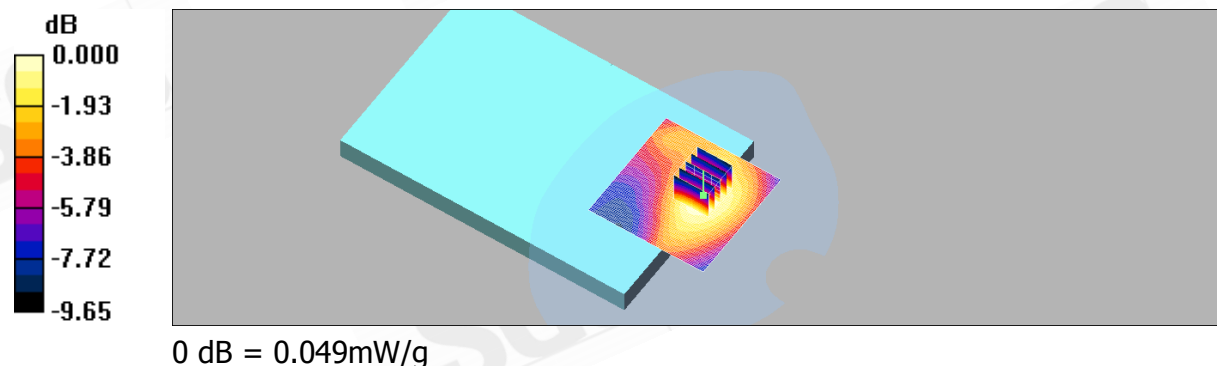
DASY4 Configuration:

- Probe: EX3DV3 - SN3526; ConvF(10.88, 10.88, 10.88); Calibrated: 2009/8/26
- Sensor-Surface: 4mm (Mechanical Surface Detection)
- Electronics: DAE4 Sn547; Calibrated: 2009/1/20
- Phantom: SAM1; Type: SAM 4.0; Serial: TP:1419
- Measurement SW: DASY4, V4.7 Build 80; Postprocessing SW: SEMCAD, V1.8 Build 186

**body/Area Scan (71x71x1):** Measurement grid:  $dx=15\text{mm}$ ,  $dy=15\text{mm}$   
 Maximum value of SAR (interpolated) = 0.050 mW/g

**body/Zoom Scan (5x5x7)/Cube 0:** Measurement grid:  $dx=8\text{mm}$ ,  $dy=8\text{mm}$ ,  
 $dz=5\text{mm}$   
 Reference Value = 6.55 V/m; Power Drift = 0.014 dB  
 Peak SAR (extrapolated) = 0.066 W/kg

**SAR(1 g) = 0.047 mW/g; SAR(10 g) = 0.032 mW/g**  
 Maximum value of SAR (measured) = 0.049 mW/g





## Configuration 2\_CH4233

DUT: IdeaPad S10-3t;

Communication System: WCDMA BAND5; Frequency: 846.6 MHz; Duty Cycle: 1:1  
 Medium: Muscle 900 MHz Medium parameters used:  $f = 847 \text{ MHz}$ ;  $\sigma = 0.983 \text{ mho/m}$ ;  $\epsilon_r = 54.7$ ;  $\rho = 1000 \text{ kg/m}^3$   
 Phantom section: Flat Section

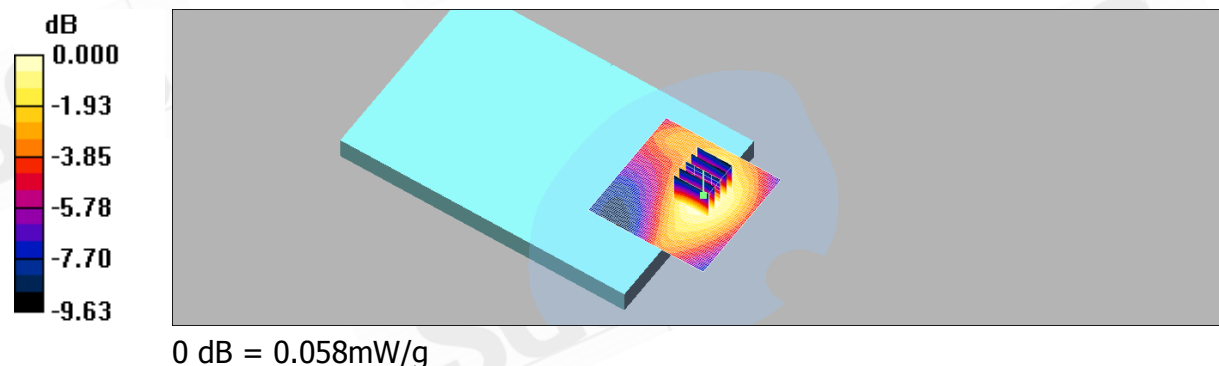
DASY4 Configuration:

- Probe: EX3DV3 - SN3526; ConvF(10.88, 10.88, 10.88); Calibrated: 2009/8/26
- Sensor-Surface: 4mm (Mechanical Surface Detection)
- Electronics: DAE4 Sn547; Calibrated: 2009/1/20
- Phantom: SAM1; Type: SAM 4.0; Serial: TP:1419
- Measurement SW: DASY4, V4.7 Build 80; Postprocessing SW: SEMCAD, V1.8 Build 186

**body/Area Scan (71x71x1):** Measurement grid:  $dx=15\text{mm}$ ,  $dy=15\text{mm}$   
 Maximum value of SAR (interpolated) = 0.059 mW/g

**body/Zoom Scan (5x5x7)/Cube 0:** Measurement grid:  $dx=8\text{mm}$ ,  $dy=8\text{mm}$ ,  
 $dz=5\text{mm}$   
 Reference Value = 7.08 V/m; Power Drift = 0.000 dB  
 Peak SAR (extrapolated) = 0.078 W/kg

**SAR(1 g) = 0.055 mW/g; SAR(10 g) = 0.038 mW/g**  
 Maximum value of SAR (measured) = 0.058 mW/g



Unless otherwise stated the results shown in this test report refer only to the sample(s) tested and such sample(s) are retained for 90 days only. This test report cannot be reproduced, except in full, without prior written permission of the Company. 除非另有說明，此報告結果僅對測試之樣品負責，同時此樣品僅保留90天。本報告未經本公司書面許可，不可部份複製。  
 This document is issued by the Company subject to its General Conditions of Service ([www.sgs.com/terms\\_and\\_conditions.htm](http://www.sgs.com/terms_and_conditions.htm)) and Terms and Conditions for Electronic Documents ([www.sgs.com/terms\\_e-document.htm](http://www.sgs.com/terms_e-document.htm)). Attention is drawn to the limitations of liability, indemnification and jurisdictional issues established therein. Even if printed this electronic document is to be treated as an original within the meaning of UCP 600 article 20b. The authenticity of this document may be verified at [www.sgsonsite.com/authentication](http://www.sgsonsite.com/authentication). Any holder of this document is advised that information contained hereon reflects the Company's findings at the time of its intervention only and within the limits of client's instructions, if any. The Company's sole responsibility is to its Client and this document does not exonerate parties to a transaction from exercising all their rights and obligations under the transaction documents.

## Configuration 3\_CH4132

DUT: IdeaPad S10-3t;

Communication System: WCDMA BAND5; Frequency: 826.4 MHz; Duty Cycle: 1:1  
 Medium: Muscle 900 MHz Medium parameters used (interpolated):  $f = 826.4 \text{ MHz}$ ;  $\sigma = 0.962 \text{ mho/m}$ ;  $\epsilon_r = 54.9$ ;  $\rho = 1000 \text{ kg/m}^3$   
 Phantom section: Flat Section

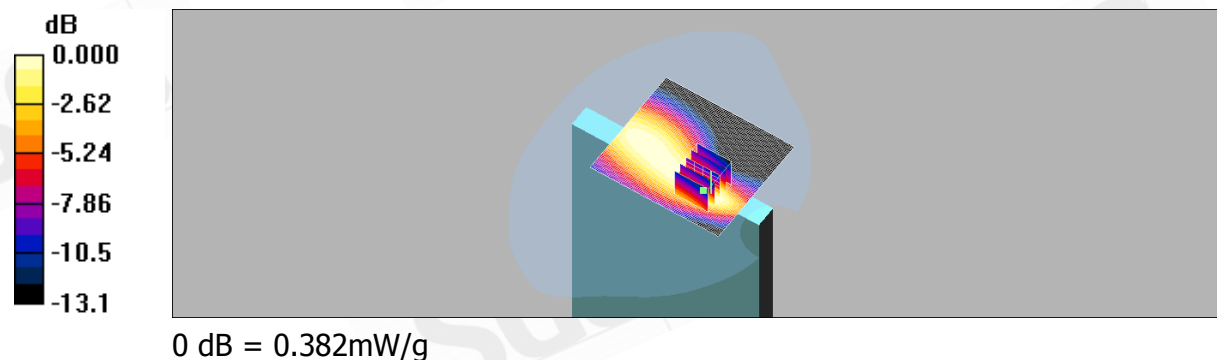
DASY4 Configuration:

- Probe: EX3DV3 - SN3526; ConvF(10.88, 10.88, 10.88); Calibrated: 2009/8/26
- Sensor-Surface: 4mm (Mechanical Surface Detection)
- Electronics: DAE4 Sn547; Calibrated: 2009/1/20
- Phantom: SAM1; Type: SAM 4.0; Serial: TP:1419
- Measurement SW: DASY4, V4.7 Build 80; Postprocessing SW: SEMCAD, V1.8 Build 186

**body/Area Scan (81x71x1):** Measurement grid: dx=15mm, dy=15mm  
 Maximum value of SAR (interpolated) = 0.404 mW/g

**body/Zoom Scan (5x5x7)/Cube 0:** Measurement grid: dx=8mm, dy=8mm, dz=5mm  
 Reference Value = 19.1 V/m; Power Drift = -0.156 dB  
 Peak SAR (extrapolated) = 0.578 W/kg

**SAR(1 g) = 0.351 mW/g; SAR(10 g) = 0.221 mW/g**  
 Maximum value of SAR (measured) = 0.382 mW/g



Unless otherwise stated the results shown in this test report refer only to the sample(s) tested and such sample(s) are retained for 90 days only. This test report cannot be reproduced, except in full, without prior written permission of the Company. 除非另有說明，此報告結果僅對測試之樣品負責，同時此樣品僅保留90天。本報告未經本公司書面許可，不可部份複製。  
 This document is issued by the Company subject to its General Conditions of Service ([www.sgs.com/terms\\_and\\_conditions.htm](http://www.sgs.com/terms_and_conditions.htm)) and Terms and Conditions for Electronic Documents ([www.sgs.com/terms\\_e-document.htm](http://www.sgs.com/terms_e-document.htm)). Attention is drawn to the limitations of liability, indemnification and jurisdictional issues established therein. Even if printed this electronic document is to be treated as an original within the meaning of UCP 600 article 20b. The authenticity of this document may be verified at [www.sgonsite.com/authentication](http://www.sgonsite.com/authentication). Any holder of this document is advised that information contained hereon reflects the Company's findings at the time of its intervention only and within the limits of client's instructions, if any. The Company's sole responsibility is to its Client and this document does not exonerate parties to a transaction from exercising all their rights and obligations under the transaction documents.

## Configuration 3\_CH4183

DUT: IdeaPad S10-3t;

Communication System: WCDMA BAND5; Frequency: 836.6 MHz; Duty Cycle: 1:1  
 Medium: Muscle 900 MHz Medium parameters used:  $f = 837 \text{ MHz}$ ;  $\sigma = 0.971 \text{ mho/m}$ ;  $\epsilon_r = 54.8$ ;  $\rho = 1000 \text{ kg/m}^3$   
 Phantom section: Flat Section

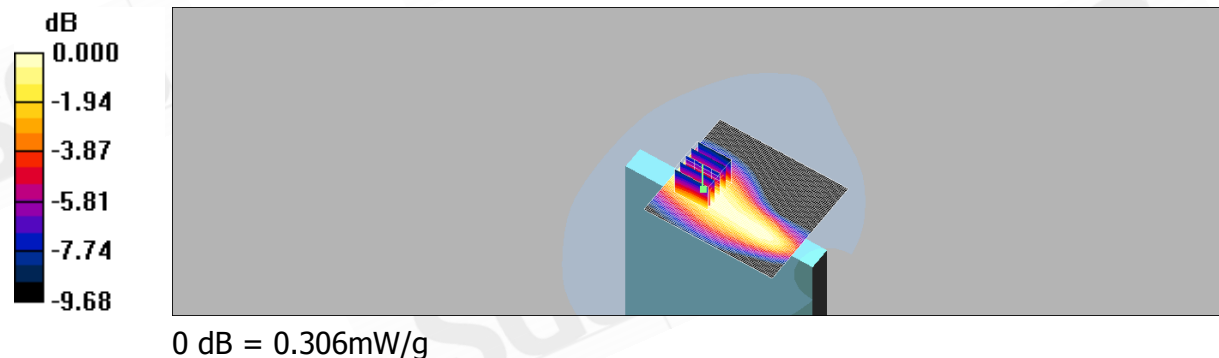
DASY4 Configuration:

- Probe: EX3DV3 - SN3526; ConvF(10.88, 10.88, 10.88); Calibrated: 2009/8/26
- Sensor-Surface: 4mm (Mechanical Surface Detection)
- Electronics: DAE4 Sn547; Calibrated: 2009/1/20
- Phantom: SAM1; Type: SAM 4.0; Serial: TP:1419
- Measurement SW: DASY4, V4.7 Build 80; Postprocessing SW: SEMCAD, V1.8 Build 186

**body/Area Scan (81x71x1):** Measurement grid:  $dx=15\text{mm}$ ,  $dy=15\text{mm}$   
 Maximum value of SAR (interpolated) = 0.308 mW/g

**body/Zoom Scan (5x5x7)/Cube 0:** Measurement grid:  $dx=8\text{mm}$ ,  $dy=8\text{mm}$ ,  
 $dz=5\text{mm}$   
 Reference Value = 16.6 V/m; Power Drift = -0.003 dB  
 Peak SAR (extrapolated) = 0.402 W/kg

**SAR(1 g) = 0.287 mW/g; SAR(10 g) = 0.200 mW/g**  
 Maximum value of SAR (measured) = 0.306 mW/g



Unless otherwise stated the results shown in this test report refer only to the sample(s) tested and such sample(s) are retained for 90 days only. This test report cannot be reproduced, except in full, without prior written permission of the Company. 除非另有說明，此報告結果僅對測試之樣品負責，同時此樣品僅保留90天。本報告未經本公司書面許可，不可部份複製。  
 This document is issued by the Company subject to its General Conditions of Service ([www.sgs.com/terms\\_and\\_conditions.htm](http://www.sgs.com/terms_and_conditions.htm)) and Terms and Conditions for Electronic Documents ([www.sgs.com/terms\\_e-document.htm](http://www.sgs.com/terms_e-document.htm)). Attention is drawn to the limitations of liability, indemnification and jurisdictional issues established therein. Even if printed this electronic document is to be treated as an original within the meaning of UCP 600 article 20b. The authenticity of this document may be verified at [www.sgsonsite.com/authentication](http://www.sgsonsite.com/authentication). Any holder of this document is advised that information contained hereon reflects the Company's findings at the time of its intervention only and within the limits of client's instructions, if any. The Company's sole responsibility is to its Client and this document does not exonerate parties to a transaction from exercising all their rights and obligations under the transaction documents.

## Configuration 3\_CH4233

DUT: IdeaPad S10-3t;

Communication System: WCDMA BAND5; Frequency: 846.6 MHz; Duty Cycle: 1:1  
 Medium: Muscle 900 MHz Medium parameters used:  $f = 847 \text{ MHz}$ ;  $\sigma = 0.983 \text{ mho/m}$ ;  $\epsilon_r = 54.7$ ;  $\rho = 1000 \text{ kg/m}^3$   
 Phantom section: Flat Section

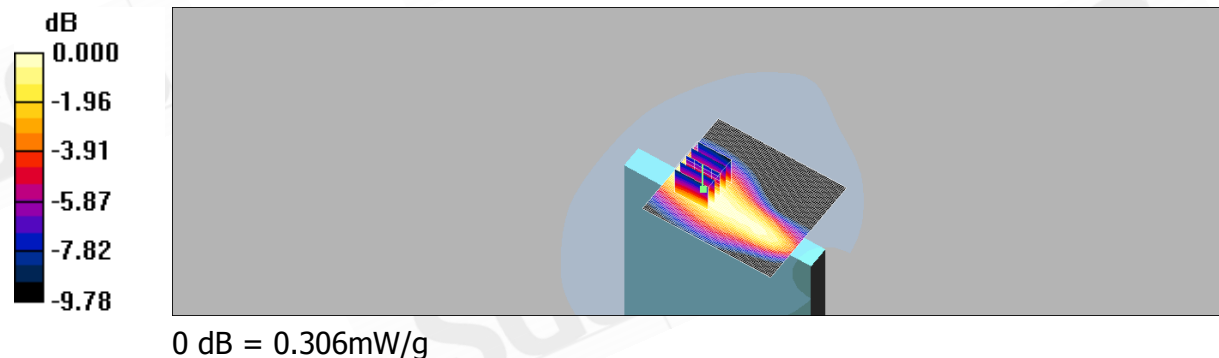
DASY4 Configuration:

- Probe: EX3DV3 - SN3526; ConvF(10.88, 10.88, 10.88); Calibrated: 2009/8/26
- Sensor-Surface: 4mm (Mechanical Surface Detection)
- Electronics: DAE4 Sn547; Calibrated: 2009/1/20
- Phantom: SAM1; Type: SAM 4.0; Serial: TP:1419
- Measurement SW: DASY4, V4.7 Build 80; Postprocessing SW: SEMCAD, V1.8 Build 186

**body/Area Scan (81x71x1):** Measurement grid:  $dx=15\text{mm}$ ,  $dy=15\text{mm}$   
 Maximum value of SAR (interpolated) = 0.307 mW/g

**body/Zoom Scan (5x5x7)/Cube 0:** Measurement grid:  $dx=8\text{mm}$ ,  $dy=8\text{mm}$ ,  
 $dz=5\text{mm}$   
 Reference Value = 16.3 V/m; Power Drift = 0.029 dB  
 Peak SAR (extrapolated) = 0.403 W/kg

**SAR(1 g) = 0.286 mW/g; SAR(10 g) = 0.199 mW/g**  
 Maximum value of SAR (measured) = 0.306 mW/g



## Configuration 4\_CH4132

DUT: IdeaPad S10-3t;

Communication System: WCDMA BAND5; Frequency: 826.4 MHz; Duty Cycle: 1:1  
 Medium: Muscle 900 MHz Medium parameters used (interpolated):  $f = 826.4 \text{ MHz}$ ;  $\sigma = 0.982 \text{ mho/m}$ ;  $\epsilon_r = 55.7$ ;  $\rho = 1000 \text{ kg/m}^3$   
 Phantom section: Flat Section

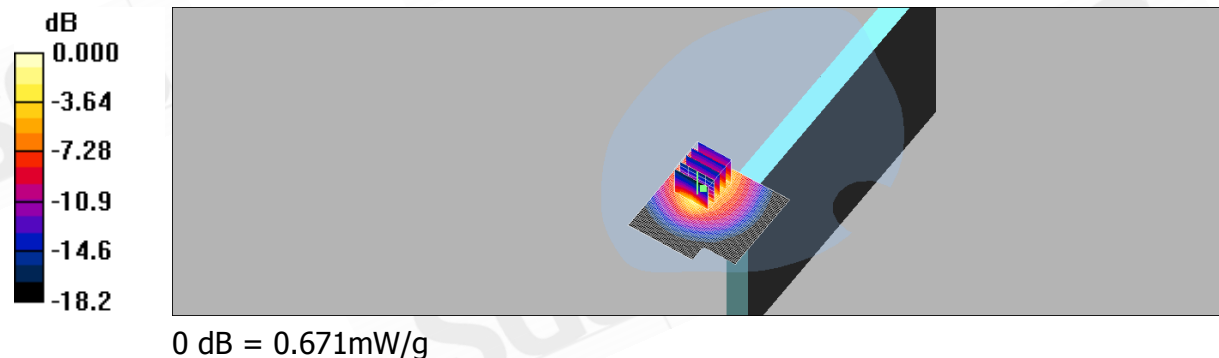
DASY4 Configuration:

- Probe: EX3DV3 - SN3526; ConvF(10.88, 10.88, 10.88); Calibrated: 2009/8/26
- Sensor-Surface: 4mm (Mechanical Surface Detection)
- Electronics: DAE4 Sn547; Calibrated: 2009/1/20
- Phantom: SAM1; Type: SAM 4.0; Serial: TP:1419
- Measurement SW: DASY4, V4.7 Build 80; Postprocessing SW: SEMCAD, V1.8 Build 186

**body/Area Scan (61x61x1):** Measurement grid:  $dx=15\text{mm}$ ,  $dy=15\text{mm}$   
 Maximum value of SAR (interpolated) = 0.603 mW/g

**body/Zoom Scan (5x5x7)/Cube 0:** Measurement grid:  $dx=8\text{mm}$ ,  $dy=8\text{mm}$ ,  
 $dz=5\text{mm}$   
 Reference Value = 9.52 V/m; Power Drift = 0.190 dB  
 Peak SAR (extrapolated) = 1.59 W/kg

**SAR(1 g) = 0.556 mW/g; SAR(10 g) = 0.247 mW/g**  
 Maximum value of SAR (measured) = 0.671 mW/g



Unless otherwise stated the results shown in this test report refer only to the sample(s) tested and such sample(s) are retained for 90 days only. This test report cannot be reproduced, except in full, without prior written permission of the Company. 除非另有說明，此報告結果僅對測試之樣品負責，同時此樣品僅保留90天。本報告未經本公司書面許可，不可部份複製。  
 This document is issued by the Company subject to its General Conditions of Service ([www.sgs.com/terms\\_and\\_conditions.htm](http://www.sgs.com/terms_and_conditions.htm)) and Terms and Conditions for Electronic Documents ([www.sgs.com/terms\\_e-document.htm](http://www.sgs.com/terms_e-document.htm)). Attention is drawn to the limitations of liability, indemnification and jurisdictional issues established therein. Even if printed this electronic document is to be treated as an original within the meaning of UCP 600 article 20b. The authenticity of this document may be verified at [www.sgsonsite.com/authentication](http://www.sgsonsite.com/authentication). Any holder of this document is advised that information contained hereon reflects the Company's findings at the time of its intervention only and within the limits of client's instructions, if any. The Company's sole responsibility is to its Client and this document does not exonerate parties to a transaction from exercising all their rights and obligations under the transaction documents.



## Configuration 4\_CH4183

DUT: IdeaPad S10-3t;

Communication System: WCDMA BAND5; Frequency: 836.6 MHz; Duty Cycle: 1:1  
 Medium: Muscle 900 MHz Medium parameters used:  $f = 837 \text{ MHz}$ ;  $\sigma = 0.992 \text{ mho/m}$ ;  $\epsilon_r = 55.5$ ;  $\rho = 1000 \text{ kg/m}^3$   
 Phantom section: Flat Section


DASY4 Configuration:

- Probe: EX3DV3 - SN3526; ConvF(10.88, 10.88, 10.88); Calibrated: 2009/8/26
- Sensor-Surface: 4mm (Mechanical Surface Detection)
- Electronics: DAE4 Sn547; Calibrated: 2009/1/20
- Phantom: SAM1; Type: SAM 4.0; Serial: TP:1419
- Measurement SW: DASY4, V4.7 Build 80; Postprocessing SW: SEMCAD, V1.8 Build 186

**body/Area Scan (61x61x1):** Measurement grid:  $dx=15\text{mm}$ ,  $dy=15\text{mm}$   
 Maximum value of SAR (interpolated) = 0.553 mW/g

**body/Zoom Scan (5x5x7)/Cube 0:** Measurement grid:  $dx=8\text{mm}$ ,  $dy=8\text{mm}$ ,  
 $dz=5\text{mm}$   
 Reference Value = 9.91 V/m; Power Drift = 0.132 dB  
 Peak SAR (extrapolated) = 1.41 W/kg

**SAR(1 g) = 0.509 mW/g; SAR(10 g) = 0.238 mW/g**  
 Maximum value of SAR (measured) = 0.595 mW/g



Unless otherwise stated the results shown in this test report refer only to the sample(s) tested and such sample(s) are retained for 90 days only. This test report cannot be reproduced, except in full, without prior written permission of the Company. 除非另有說明，此報告結果僅對測試之樣品負責，同時此樣品僅保留90天。本報告未經本公司書面許可，不可部份複製。  
 This document is issued by the Company subject to its General Conditions of Service ([www.sgs.com/terms\\_and\\_conditions.htm](http://www.sgs.com/terms_and_conditions.htm)) and Terms and Conditions for Electronic Documents ([www.sgs.com/terms\\_e-document.htm](http://www.sgs.com/terms_e-document.htm)). Attention is drawn to the limitations of liability, indemnification and jurisdictional issues established therein. Even if printed this electronic document is to be treated as an original within the meaning of UCP 600 article 20b. The authenticity of this document may be verified at [www.sgsonsite.com/authentication](http://www.sgsonsite.com/authentication). Any holder of this document is advised that information contained hereon reflects the Company's findings at the time of its intervention only and within the limits of client's instructions, if any. The Company's sole responsibility is to its Client and this document does not exonerate parties to a transaction from exercising all their rights and obligations under the transaction documents.

## Configuration 4\_CH4233

DUT: IdeaPad S10-3t;

Communication System: WCDMA BAND5; Frequency: 846.6 MHz; Duty Cycle: 1:1  
 Medium: Muscle 900 MHz Medium parameters used:  $f = 847 \text{ MHz}$ ;  $\sigma = 1 \text{ mho/m}$ ;  $\epsilon_r = 55.5$ ;  
 $\rho = 1000 \text{ kg/m}^3$   
 Phantom section: Flat Section

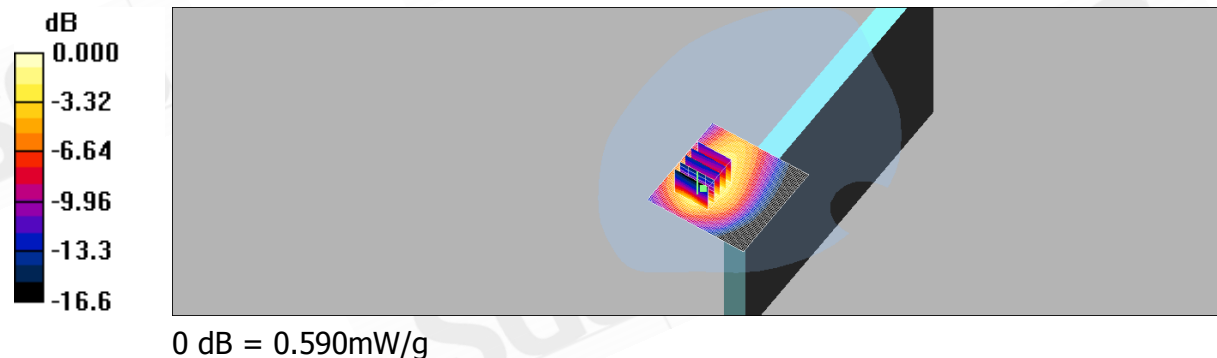
DASY4 Configuration:

- Probe: EX3DV3 - SN3526; ConvF(10.88, 10.88, 10.88); Calibrated: 2009/8/26
- Sensor-Surface: 4mm (Mechanical Surface Detection)
- Electronics: DAE4 Sn547; Calibrated: 2009/1/20
- Phantom: SAM1; Type: SAM 4.0; Serial: TP:1419
- Measurement SW: DASY4, V4.7 Build 80; Postprocessing SW: SEMCAD, V1.8 Build 186

**body/Area Scan (61x61x1):** Measurement grid:  $dx=15\text{mm}$ ,  $dy=15\text{mm}$   
 Maximum value of SAR (interpolated) = 0.549 mW/g

**body/Zoom Scan (5x5x7)/Cube 0:** Measurement grid:  $dx=8\text{mm}$ ,  $dy=8\text{mm}$ ,  
 $dz=5\text{mm}$   
 Reference Value = 12.2 V/m; Power Drift = 0.081 dB  
 Peak SAR (extrapolated) = 1.44 W/kg

**SAR(1 g) = 0.513 mW/g; SAR(10 g) = 0.257 mW/g**  
 Maximum value of SAR (measured) = 0.590 mW/g



Unless otherwise stated the results shown in this test report refer only to the sample(s) tested and such sample(s) are retained for 90 days only. This test report cannot be reproduced, except in full, without prior written permission of the Company. 除非另有說明，此報告結果僅對測試之樣品負責，同時此樣品僅保留90天。本報告未經本公司書面許可，不可部份複製。  
 This document is issued by the Company subject to its General Conditions of Service ([www.sgs.com/terms\\_and\\_conditions.htm](http://www.sgs.com/terms_and_conditions.htm)) and Terms and Conditions for Electronic Documents ([www.sgs.com/terms\\_e-document.htm](http://www.sgs.com/terms_e-document.htm)). Attention is drawn to the limitations of liability, indemnification and jurisdictional issues established therein. Even if printed this electronic document is to be treated as an original within the meaning of UCP 600 article 20b. The authenticity of this document may be verified at [www.sgsonsite.com/authentication](http://www.sgsonsite.com/authentication). Any holder of this document is advised that information contained hereon reflects the Company's findings at the time of its intervention only and within the limits of client's instructions, if any. The Company's sole responsibility is to its Client and this document does not exonerate parties to a transaction from exercising all their rights and obligations under the transaction documents.

## Configuration 6\_CH4132

DUT: IdeaPad S10-3t;

Communication System: WCDMA BAND5; Frequency: 826.4 MHz; Duty Cycle: 1:1  
 Medium: Muscle 900 MHz Medium parameters used (interpolated):  $f = 826.4 \text{ MHz}$ ;  $\sigma = 0.982 \text{ mho/m}$ ;  $\epsilon_r = 55.7$ ;  $\rho = 1000 \text{ kg/m}^3$   
 Phantom section: Flat Section

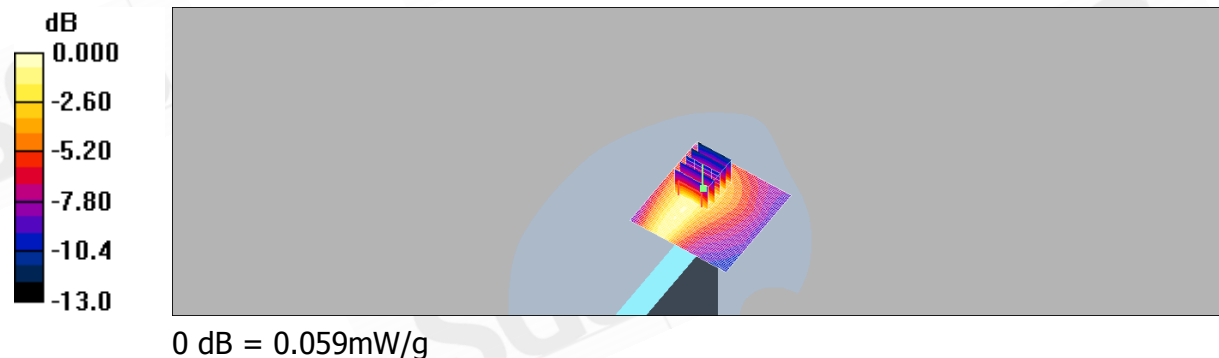
DASY4 Configuration:

- Probe: EX3DV3 - SN3526; ConvF(10.88, 10.88, 10.88); Calibrated: 2009/8/26
- Sensor-Surface: 4mm (Mechanical Surface Detection)
- Electronics: DAE4 Sn547; Calibrated: 2009/1/20
- Phantom: SAM1; Type: SAM 4.0; Serial: TP:1419
- Measurement SW: DASY4, V4.7 Build 80; Postprocessing SW: SEMCAD, V1.8 Build 186

**body/Area Scan (61x61x1):** Measurement grid:  $dx=15\text{mm}$ ,  $dy=15\text{mm}$   
 Maximum value of SAR (interpolated) = 0.060 mW/g

**body/Zoom Scan (5x5x7)/Cube 0:** Measurement grid:  $dx=8\text{mm}$ ,  $dy=8\text{mm}$ ,  
 $dz=5\text{mm}$   
 Reference Value = 4.41 V/m; Power Drift = 0.164 dB  
 Peak SAR (extrapolated) = 0.091 W/kg

**SAR(1 g) = 0.049 mW/g; SAR(10 g) = 0.029 mW/g**  
 Maximum value of SAR (measured) = 0.059 mW/g



Unless otherwise stated the results shown in this test report refer only to the sample(s) tested and such sample(s) are retained for 90 days only. This test report cannot be reproduced, except in full, without prior written permission of the Company. 除非另有說明，此報告結果僅對測試之樣品負責，同時此樣品僅保留90天。本報告未經本公司書面許可，不可部份複製。  
 This document is issued by the Company subject to its General Conditions of Service ([www.sgs.com/terms\\_and\\_conditions.htm](http://www.sgs.com/terms_and_conditions.htm)) and Terms and Conditions for Electronic Documents ([www.sgs.com/terms\\_e-document.htm](http://www.sgs.com/terms_e-document.htm)). Attention is drawn to the limitations of liability, indemnification and jurisdictional issues established therein. Even if printed this electronic document is to be treated as an original within the meaning of UCP 600 article 20b. The authenticity of this document may be verified at [www.sgsonsite.com/authentication](http://www.sgsonsite.com/authentication). Any holder of this document is advised that information contained hereon reflects the Company's findings at the time of its intervention only and within the limits of client's instructions, if any. The Company's sole responsibility is to its Client and this document does not exonerate parties to a transaction from exercising all their rights and obligations under the transaction documents.

## Configuration 6\_CH4183

DUT: IdeaPad S10-3t;

Communication System: WCDMA BAND5; Frequency: 836.6 MHz; Duty Cycle: 1:1  
 Medium: Muscle 900 MHz Medium parameters used:  $f = 837 \text{ MHz}$ ;  $\sigma = 0.992 \text{ mho/m}$ ;  $\epsilon_r = 55.5$ ;  $\rho = 1000 \text{ kg/m}^3$   
 Phantom section: Flat Section

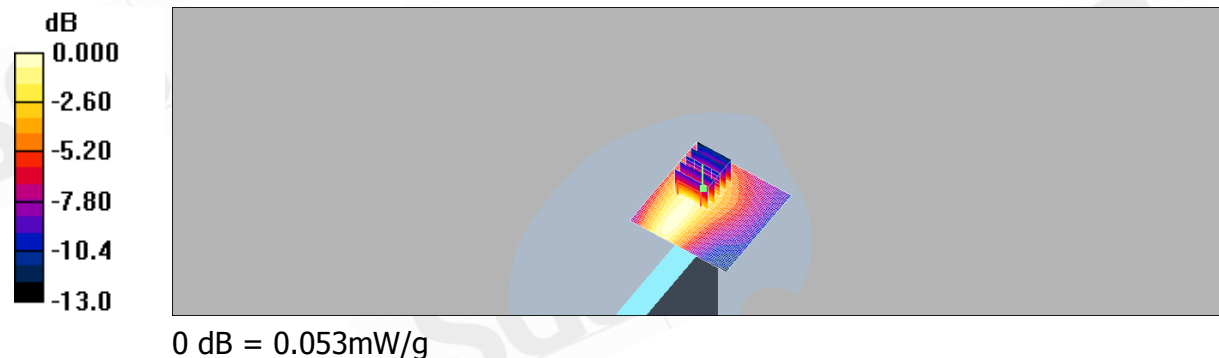
DASY4 Configuration:

- Probe: EX3DV3 - SN3526; ConvF(10.88, 10.88, 10.88); Calibrated: 2009/8/26
- Sensor-Surface: 4mm (Mechanical Surface Detection)
- Electronics: DAE4 Sn547; Calibrated: 2009/1/20
- Phantom: SAM1; Type: SAM 4.0; Serial: TP:1419
- Measurement SW: DASY4, V4.7 Build 80; Postprocessing SW: SEMCAD, V1.8 Build 186

**body/Area Scan (61x61x1):** Measurement grid:  $dx=15\text{mm}$ ,  $dy=15\text{mm}$   
 Maximum value of SAR (interpolated) = 0.054 mW/g

**body/Zoom Scan (5x5x7)/Cube 0:** Measurement grid:  $dx=8\text{mm}$ ,  $dy=8\text{mm}$ ,  
 $dz=5\text{mm}$   
 Reference Value = 4.56 V/m; Power Drift = 0.143 dB  
 Peak SAR (extrapolated) = 0.083 W/kg

**SAR(1 g) = 0.044 mW/g; SAR(10 g) = 0.027 mW/g**  
 Maximum value of SAR (measured) = 0.053 mW/g



Unless otherwise stated the results shown in this test report refer only to the sample(s) tested and such sample(s) are retained for 90 days only. This test report cannot be reproduced, except in full, without prior written permission of the Company. 除非另有說明，此報告結果僅對測試之樣品負責，同時此樣品僅保留90天。本報告未經本公司書面許可，不可部份複製。  
 This document is issued by the Company subject to its General Conditions of Service ([www.sgs.com/terms\\_and\\_conditions.htm](http://www.sgs.com/terms_and_conditions.htm)) and Terms and Conditions for Electronic Documents ([www.sgs.com/terms\\_e-document.htm](http://www.sgs.com/terms_e-document.htm)). Attention is drawn to the limitations of liability, indemnification and jurisdictional issues established therein. Even if printed this electronic document is to be treated as an original within the meaning of UCP 600 article 20b. The authenticity of this document may be verified at [www.sgsonsite.com/authentication](http://www.sgsonsite.com/authentication). Any holder of this document is advised that information contained hereon reflects the Company's findings at the time of its intervention only and within the limits of client's instructions, if any. The Company's sole responsibility is to its Client and this document does not exonerate parties to a transaction from exercising all their rights and obligations under the transaction documents.

## Configuration 6\_CH4233

DUT: IdeaPad S10-3t;

Communication System: WCDMA BAND5; Frequency: 846.6 MHz; Duty Cycle: 1:1  
 Medium: Muscle 900 MHz Medium parameters used:  $f = 847 \text{ MHz}$ ;  $\sigma = 1 \text{ mho/m}$ ;  $\epsilon_r = 55.5$ ;  
 $\rho = 1000 \text{ kg/m}^3$   
 Phantom section: Flat Section

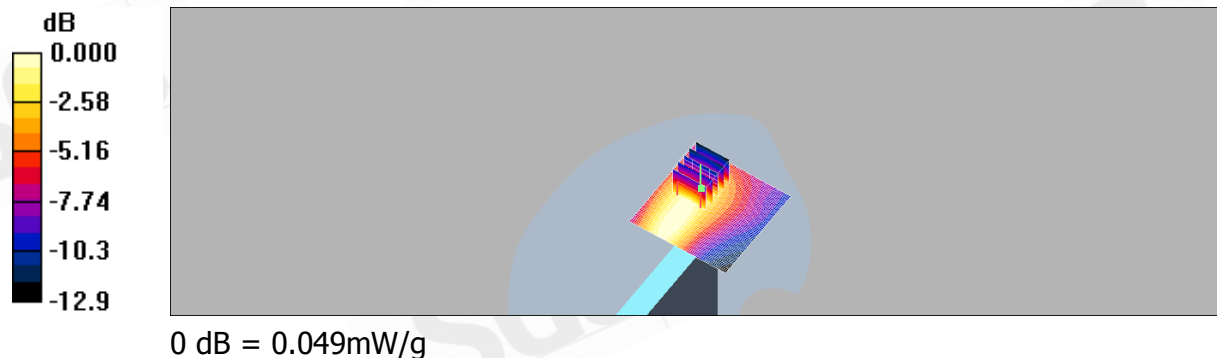
DASY4 Configuration:

- Probe: EX3DV3 - SN3526; ConvF(10.88, 10.88, 10.88); Calibrated: 2009/8/26
- Sensor-Surface: 4mm (Mechanical Surface Detection)
- Electronics: DAE4 Sn547; Calibrated: 2009/1/20
- Phantom: SAM1; Type: SAM 4.0; Serial: TP:1419
- Measurement SW: DASY4, V4.7 Build 80; Postprocessing SW: SEMCAD, V1.8 Build 186

**body/Area Scan (61x61x1):** Measurement grid:  $dx=15\text{mm}$ ,  $dy=15\text{mm}$   
 Maximum value of SAR (interpolated) = 0.051 mW/g

**body/Zoom Scan (5x5x7)/Cube 0:** Measurement grid:  $dx=8\text{mm}$ ,  $dy=8\text{mm}$ ,  
 $dz=5\text{mm}$   
 Reference Value = 4.85 V/m; Power Drift = 0.170 dB  
 Peak SAR (extrapolated) = 0.076 W/kg

**SAR(1 g) = 0.042 mW/g; SAR(10 g) = 0.026 mW/g**  
 Maximum value of SAR (measured) = 0.049 mW/g



Unless otherwise stated the results shown in this test report refer only to the sample(s) tested and such sample(s) are retained for 90 days only. This test report cannot be reproduced, except in full, without prior written permission of the Company. 除非另有說明，此報告結果僅對測試之樣品負責，同時此樣品僅保留90天。本報告未經本公司書面許可，不可部份複製。  
 This document is issued by the Company subject to its General Conditions of Service ([www.sgs.com/terms\\_and\\_conditions.htm](http://www.sgs.com/terms_and_conditions.htm)) and Terms and Conditions for Electronic Documents ([www.sgs.com/terms\\_e-document.htm](http://www.sgs.com/terms_e-document.htm)). Attention is drawn to the limitations of liability, indemnification and jurisdictional issues established therein. Even if printed this electronic document is to be treated as an original within the meaning of UCP 600 article 20b. The authenticity of this document may be verified at [www.sgonsite.com/authentication](http://www.sgonsite.com/authentication). Any holder of this document is advised that information contained hereon reflects the Company's findings at the time of its intervention only and within the limits of client's instructions, if any. The Company's sole responsibility is to its Client and this document does not exonerate parties to a transaction from exercising all their rights and obligations under the transaction documents.



## Configuration 1\_CH4132\_HSDPA mode

DUT: IdeaPad S10-3t;

Communication System: WCDMA BAND5; Frequency: 826.4 MHz; Duty Cycle: 1:1  
 Medium: Muscle 900 MHz Medium parameters used (interpolated):  $f = 826.4 \text{ MHz}$ ;  $\sigma = 0.962 \text{ mho/m}$ ;  $\epsilon_r = 54.9$ ;  $\rho = 1000 \text{ kg/m}^3$   
 Phantom section: Flat Section

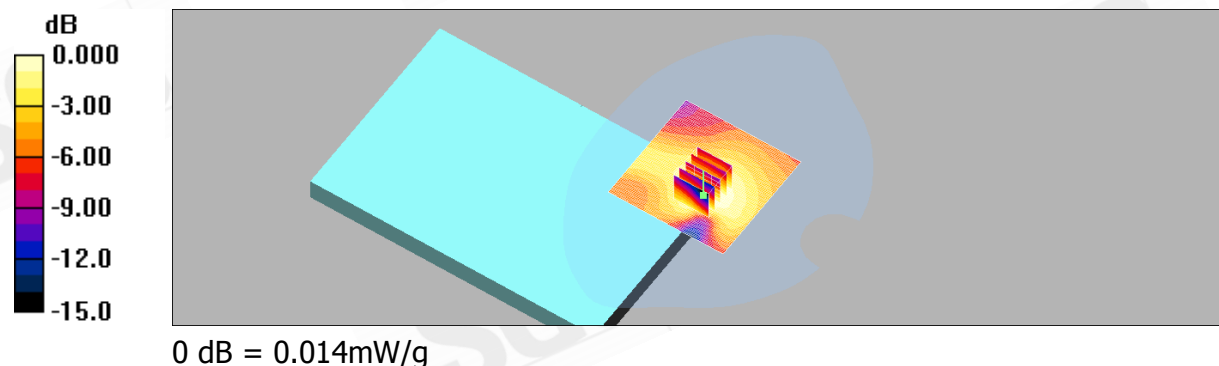
DASY4 Configuration:

- Probe: EX3DV3 - SN3526; ConvF(10.88, 10.88, 10.88); Calibrated: 2009/8/26
- Sensor-Surface: 4mm (Mechanical Surface Detection)
- Electronics: DAE4 Sn547; Calibrated: 2009/1/20
- Phantom: SAM1; Type: SAM 4.0; Serial: TP:1419
- Measurement SW: DASY4, V4.7 Build 80; Postprocessing SW: SEMCAD, V1.8 Build 186

**body/Area Scan (71x71x1):** Measurement grid:  $dx=15\text{mm}$ ,  $dy=15\text{mm}$   
 Maximum value of SAR (interpolated) = 0.015 mW/g

**body/Zoom Scan (5x5x7)/Cube 0:** Measurement grid:  $dx=8\text{mm}$ ,  $dy=8\text{mm}$ ,  
 $dz=5\text{mm}$   
 Reference Value = 3.41 V/m; Power Drift = -0.009 dB  
 Peak SAR (extrapolated) = 0.019 W/kg

**SAR(1 g) = 0.014 mW/g; SAR(10 g) = 0.00949 mW/g**  
 Maximum value of SAR (measured) = 0.014 mW/g



Unless otherwise stated the results shown in this test report refer only to the sample(s) tested and such sample(s) are retained for 90 days only. This test report cannot be reproduced, except in full, without prior written permission of the Company. 除非另有說明，此報告結果僅對測試之樣品負責，同時此樣品僅保留90天。本報告未經本公司書面許可，不可部份複製。  
 This document is issued by the Company subject to its General Conditions of Service ([www.sgs.com/terms\\_and\\_conditions.htm](http://www.sgs.com/terms_and_conditions.htm)) and Terms and Conditions for Electronic Documents ([www.sgs.com/terms\\_e-document.htm](http://www.sgs.com/terms_e-document.htm)). Attention is drawn to the limitations of liability, indemnification and jurisdictional issues established therein. Even if printed this electronic document is to be treated as an original within the meaning of UCP 600 article 20b. The authenticity of this document may be verified at [www.sgsonsite.com/authentication](http://www.sgsonsite.com/authentication). Any holder of this document is advised that information contained hereon reflects the Company's findings at the time of its intervention only and within the limits of client's instructions, if any. The Company's sole responsibility is to its Client and this document does not exonerate parties to a transaction from exercising all their rights and obligations under the transaction documents.

## Configuration 1\_CH4183\_HSDPA mode

DUT: IdeaPad S10-3t;

Communication System: WCDMA BAND5; Frequency: 836.6 MHz; Duty Cycle: 1:1  
 Medium: Muscle 900 MHz Medium parameters used:  $f = 837 \text{ MHz}$ ;  $\sigma = 0.971 \text{ mho/m}$ ;  $\epsilon_r = 54.8$ ;  $\rho = 1000 \text{ kg/m}^3$   
 Phantom section: Flat Section

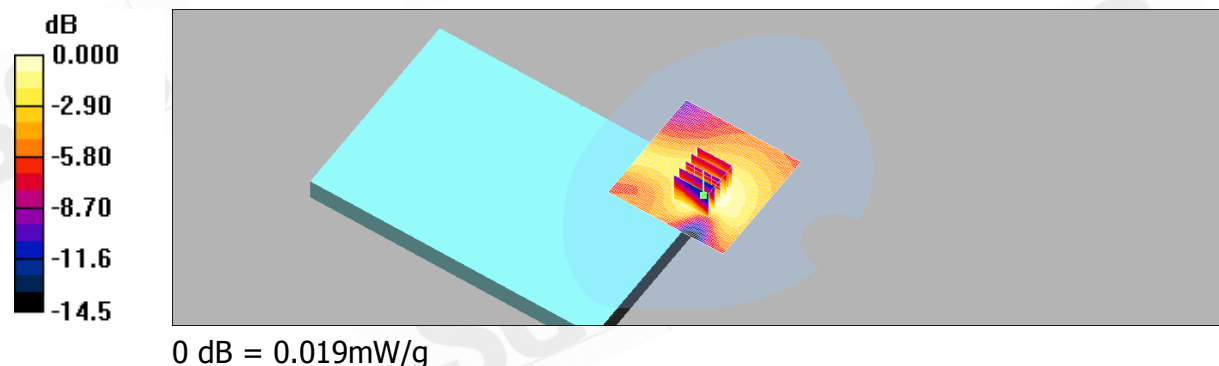
DASY4 Configuration:

- Probe: EX3DV3 - SN3526; ConvF(10.88, 10.88, 10.88); Calibrated: 2009/8/26
- Sensor-Surface: 4mm (Mechanical Surface Detection)
- Electronics: DAE4 Sn547; Calibrated: 2009/1/20
- Phantom: SAM1; Type: SAM 4.0; Serial: TP:1419
- Measurement SW: DASY4, V4.7 Build 80; Postprocessing SW: SEMCAD, V1.8 Build 186

**body/Area Scan (71x71x1):** Measurement grid:  $dx=15\text{mm}$ ,  $dy=15\text{mm}$   
 Maximum value of SAR (interpolated) = 0.020 mW/g

**body/Zoom Scan (5x5x7)/Cube 0:** Measurement grid:  $dx=8\text{mm}$ ,  $dy=8\text{mm}$ ,  
 $dz=5\text{mm}$   
 Reference Value = 3.89 V/m; Power Drift = 0.006 dB  
 Peak SAR (extrapolated) = 0.024 W/kg

**SAR(1 g) = 0.018 mW/g; SAR(10 g) = 0.012 mW/g**  
 Maximum value of SAR (measured) = 0.019 mW/g



Unless otherwise stated the results shown in this test report refer only to the sample(s) tested and such sample(s) are retained for 90 days only. This test report cannot be reproduced, except in full, without prior written permission of the Company. 除非另有說明，此報告結果僅對測試之樣品負責，同時此樣品僅保留90天。本報告未經本公司書面許可，不可部份複製。  
 This document is issued by the Company subject to its General Conditions of Service ([www.sgs.com/terms\\_and\\_conditions.htm](http://www.sgs.com/terms_and_conditions.htm)) and Terms and Conditions for Electronic Documents ([www.sgs.com/terms\\_e-document.htm](http://www.sgs.com/terms_e-document.htm)). Attention is drawn to the limitations of liability, indemnification and jurisdictional issues established therein. Even if printed this electronic document is to be treated as an original within the meaning of UCP 600 article 20b. The authenticity of this document may be verified at [www.sgsonsite.com/authentication](http://www.sgsonsite.com/authentication). Any holder of this document is advised that information contained hereon reflects the Company's findings at the time of its intervention only and within the limits of client's instructions, if any. The Company's sole responsibility is to its Client and this document does not exonerate parties to a transaction from exercising all their rights and obligations under the transaction documents.

## Configuration 1\_CH4233\_HSDPA mode

DUT: IdeaPad S10-3t;

Communication System: WCDMA BAND5; Frequency: 846.6 MHz; Duty Cycle: 1:1  
 Medium: Muscle 900 MHz Medium parameters used:  $f = 847 \text{ MHz}$ ;  $\sigma = 0.983 \text{ mho/m}$ ;  $\epsilon_r = 54.7$ ;  $\rho = 1000 \text{ kg/m}^3$   
 Phantom section: Flat Section

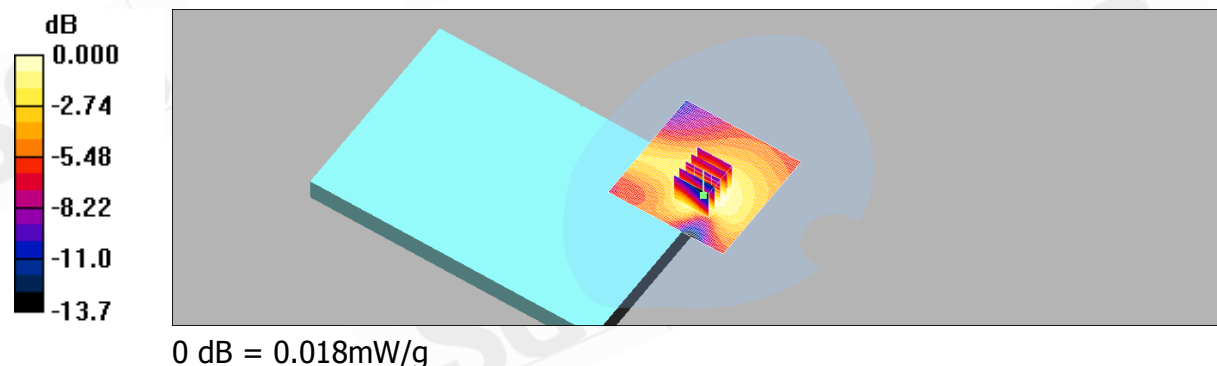
DASY4 Configuration:

- Probe: EX3DV3 - SN3526; ConvF(10.88, 10.88, 10.88); Calibrated: 2009/8/26
- Sensor-Surface: 4mm (Mechanical Surface Detection)
- Electronics: DAE4 Sn547; Calibrated: 2009/1/20
- Phantom: SAM1; Type: SAM 4.0; Serial: TP:1419
- Measurement SW: DASY4, V4.7 Build 80; Postprocessing SW: SEMCAD, V1.8 Build 186

**body/Area Scan (71x71x1):** Measurement grid:  $dx=15\text{mm}$ ,  $dy=15\text{mm}$   
 Maximum value of SAR (interpolated) = 0.018 mW/g

**body/Zoom Scan (5x5x7)/Cube 0:** Measurement grid:  $dx=8\text{mm}$ ,  $dy=8\text{mm}$ ,  
 $dz=5\text{mm}$   
 Reference Value = 3.73 V/m; Power Drift = -0.028 dB  
 Peak SAR (extrapolated) = 0.023 W/kg

**SAR(1 g) = 0.017 mW/g; SAR(10 g) = 0.012 mW/g**  
 Maximum value of SAR (measured) = 0.018 mW/g



Unless otherwise stated the results shown in this test report refer only to the sample(s) tested and such sample(s) are retained for 90 days only. This test report cannot be reproduced, except in full, without prior written permission of the Company. 除非另有說明，此報告結果僅對測試之樣品負責，同時此樣品僅保留90天。本報告未經本公司書面許可，不可部份複製。  
 This document is issued by the Company subject to its General Conditions of Service ([www.sgs.com/terms\\_and\\_conditions.htm](http://www.sgs.com/terms_and_conditions.htm)) and Terms and Conditions for Electronic Documents ([www.sgs.com/terms\\_e-document.htm](http://www.sgs.com/terms_e-document.htm)). Attention is drawn to the limitations of liability, indemnification and jurisdictional issues established therein. Even if printed this electronic document is to be treated as an original within the meaning of UCP 600 article 20b. The authenticity of this document may be verified at [www.sgsonsite.com/authentication](http://www.sgsonsite.com/authentication). Any holder of this document is advised that information contained hereon reflects the Company's findings at the time of its intervention only and within the limits of client's instructions, if any. The Company's sole responsibility is to its Client and this document does not exonerate parties to a transaction from exercising all their rights and obligations under the transaction documents.

## Configuration 2\_CH4132\_HSDPA mode

DUT: IdeaPad S10-3t;

Communication System: WCDMA BAND5; Frequency: 826.4 MHz; Duty Cycle: 1:1  
 Medium: Muscle 900 MHz Medium parameters used (interpolated):  $f = 826.4 \text{ MHz}$ ;  $\sigma = 0.962 \text{ mho/m}$ ;  $\epsilon_r = 54.9$ ;  $\rho = 1000 \text{ kg/m}^3$   
 Phantom section: Flat Section

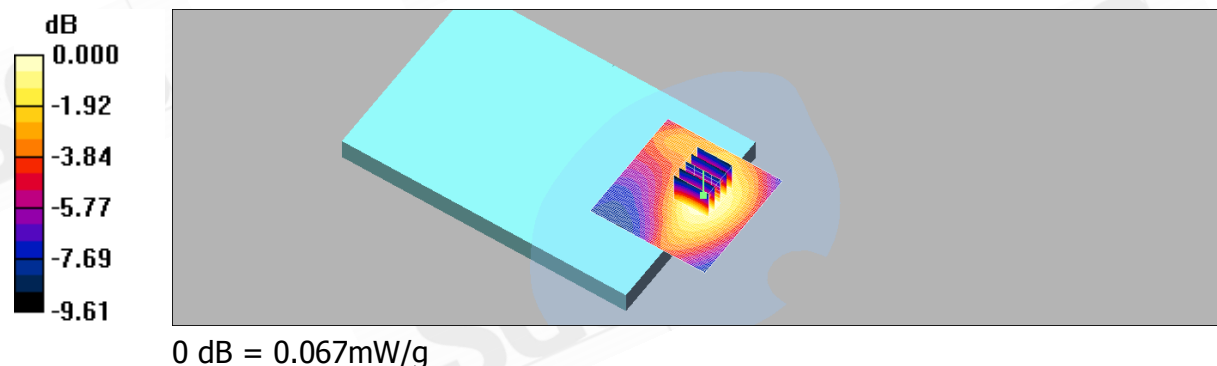
DASY4 Configuration:

- Probe: EX3DV3 - SN3526; ConvF(10.88, 10.88, 10.88); Calibrated: 2009/8/26
- Sensor-Surface: 4mm (Mechanical Surface Detection)
- Electronics: DAE4 Sn547; Calibrated: 2009/1/20
- Phantom: SAM1; Type: SAM 4.0; Serial: TP:1419
- Measurement SW: DASY4, V4.7 Build 80; Postprocessing SW: SEMCAD, V1.8 Build 186

**body/Area Scan (71x71x1):** Measurement grid:  $dx=15\text{mm}$ ,  $dy=15\text{mm}$   
 Maximum value of SAR (interpolated) = 0.068 mW/g

**body/Zoom Scan (5x5x7)/Cube 0:** Measurement grid:  $dx=8\text{mm}$ ,  $dy=8\text{mm}$ ,  
 $dz=5\text{mm}$   
 Reference Value = 7.58 V/m; Power Drift = 0.123 dB  
 Peak SAR (extrapolated) = 0.090 W/kg

**SAR(1 g) = 0.064 mW/g; SAR(10 g) = 0.044 mW/g**  
 Maximum value of SAR (measured) = 0.067 mW/g



## Configuration 2\_CH4183\_HSDPA mode

DUT: IdeaPad S10-3t;

Communication System: WCDMA BAND5; Frequency: 836.6 MHz; Duty Cycle: 1:1  
 Medium: Muscle 900 MHz Medium parameters used:  $f = 837 \text{ MHz}$ ;  $\sigma = 0.971 \text{ mho/m}$ ;  $\epsilon_r = 54.8$ ;  $\rho = 1000 \text{ kg/m}^3$   
 Phantom section: Flat Section

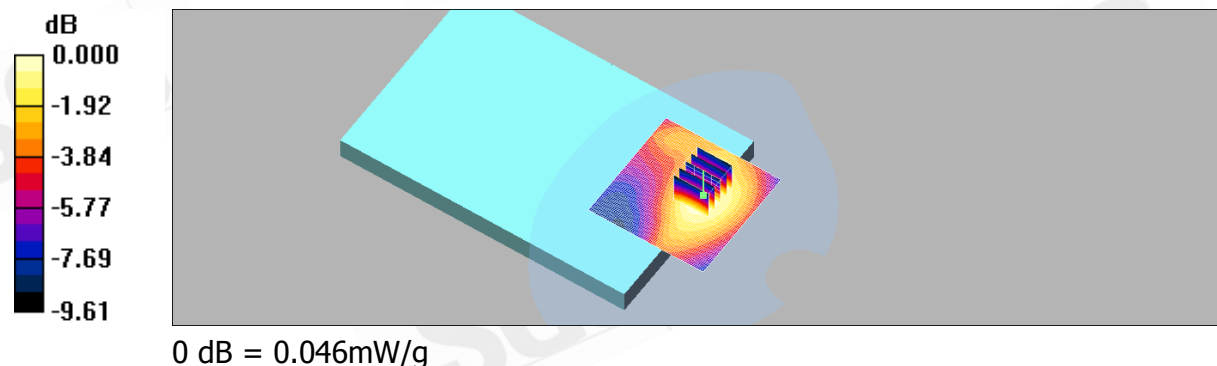
DASY4 Configuration:

- Probe: EX3DV3 - SN3526; ConvF(10.88, 10.88, 10.88); Calibrated: 2009/8/26
- Sensor-Surface: 4mm (Mechanical Surface Detection)
- Electronics: DAE4 Sn547; Calibrated: 2009/1/20
- Phantom: SAM1; Type: SAM 4.0; Serial: TP:1419
- Measurement SW: DASY4, V4.7 Build 80; Postprocessing SW: SEMCAD, V1.8 Build 186

**body/Area Scan (71x71x1):** Measurement grid:  $dx=15\text{mm}$ ,  $dy=15\text{mm}$   
 Maximum value of SAR (interpolated) = 0.047 mW/g

**body/Zoom Scan (5x5x7)/Cube 0:** Measurement grid:  $dx=8\text{mm}$ ,  $dy=8\text{mm}$ ,  
 $dz=5\text{mm}$   
 Reference Value = 6.32 V/m; Power Drift = -0.017 dB  
 Peak SAR (extrapolated) = 0.061 W/kg

**SAR(1 g) = 0.043 mW/g; SAR(10 g) = 0.030 mW/g**  
 Maximum value of SAR (measured) = 0.046 mW/g



Unless otherwise stated the results shown in this test report refer only to the sample(s) tested and such sample(s) are retained for 90 days only. This test report cannot be reproduced, except in full, without prior written permission of the Company. 除非另有說明，此報告結果僅對測試之樣品負責，同時此樣品僅保留90天。本報告未經本公司書面許可，不可部份複製。  
 This document is issued by the Company subject to its General Conditions of Service ([www.sgs.com/terms\\_and\\_conditions.htm](http://www.sgs.com/terms_and_conditions.htm)) and Terms and Conditions for Electronic Documents ([www.sgs.com/terms\\_e-document.htm](http://www.sgs.com/terms_e-document.htm)). Attention is drawn to the limitations of liability, indemnification and jurisdictional issues established therein. Even if printed this electronic document is to be treated as an original within the meaning of UCP 600 article 20b. The authenticity of this document may be verified at [www.sgsonsite.com/authentication](http://www.sgsonsite.com/authentication). Any holder of this document is advised that information contained hereon reflects the Company's findings at the time of its intervention only and within the limits of client's instructions, if any. The Company's sole responsibility is to its Client and this document does not exonerate parties to a transaction from exercising all their rights and obligations under the transaction documents.



## Configuration 2\_CH4233\_HSDPA mode

DUT: IdeaPad S10-3t;

Communication System: WCDMA BAND5; Frequency: 846.6 MHz; Duty Cycle: 1:1  
 Medium: Muscle 900 MHz Medium parameters used:  $f = 847 \text{ MHz}$ ;  $\sigma = 0.983 \text{ mho/m}$ ;  $\epsilon_r = 54.7$ ;  $\rho = 1000 \text{ kg/m}^3$   
 Phantom section: Flat Section

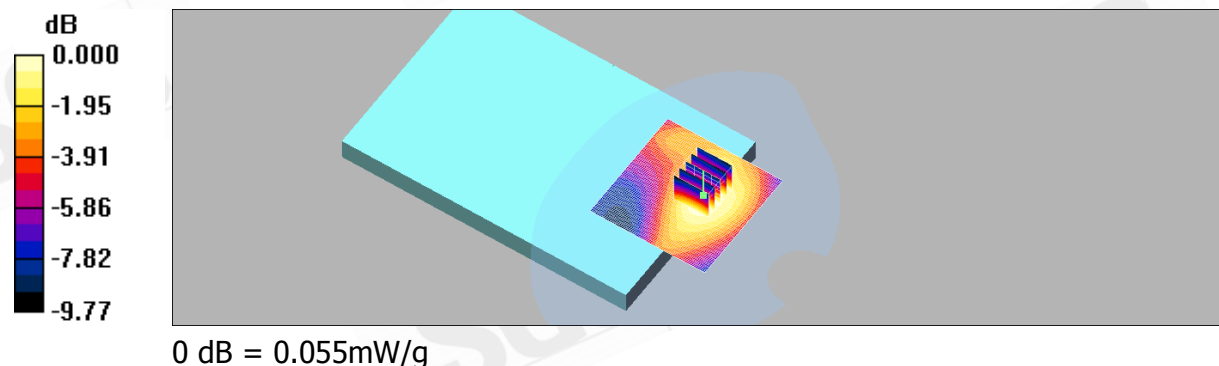
DASY4 Configuration:

- Probe: EX3DV3 - SN3526; ConvF(10.88, 10.88, 10.88); Calibrated: 2009/8/26
- Sensor-Surface: 4mm (Mechanical Surface Detection)
- Electronics: DAE4 Sn547; Calibrated: 2009/1/20
- Phantom: SAM1; Type: SAM 4.0; Serial: TP:1419
- Measurement SW: DASY4, V4.7 Build 80; Postprocessing SW: SEMCAD, V1.8 Build 186

**body/Area Scan (71x71x1):** Measurement grid:  $dx=15\text{mm}$ ,  $dy=15\text{mm}$   
 Maximum value of SAR (interpolated) = 0.057 mW/g

**body/Zoom Scan (5x5x7)/Cube 0:** Measurement grid:  $dx=8\text{mm}$ ,  $dy=8\text{mm}$ ,  
 $dz=5\text{mm}$   
 Reference Value = 6.88 V/m; Power Drift = 0.006 dB  
 Peak SAR (extrapolated) = 0.074 W/kg

**SAR(1 g) = 0.052 mW/g; SAR(10 g) = 0.036 mW/g**  
 Maximum value of SAR (measured) = 0.055 mW/g



Unless otherwise stated the results shown in this test report refer only to the sample(s) tested and such sample(s) are retained for 90 days only. This test report cannot be reproduced, except in full, without prior written permission of the Company. 除非另有說明，此報告結果僅對測試之樣品負責，同時此樣品僅保留90天。本報告未經本公司書面許可，不可部份複製。  
 This document is issued by the Company subject to its General Conditions of Service ([www.sgs.com/terms\\_and\\_conditions.htm](http://www.sgs.com/terms_and_conditions.htm)) and Terms and Conditions for Electronic Documents ([www.sgs.com/terms\\_e-document.htm](http://www.sgs.com/terms_e-document.htm)). Attention is drawn to the limitations of liability, indemnification and jurisdictional issues established therein. Even if printed this electronic document is to be treated as an original within the meaning of UCP 600 article 20b. The authenticity of this document may be verified at [www.sgsonsite.com/authentication](http://www.sgsonsite.com/authentication). Any holder of this document is advised that information contained hereon reflects the Company's findings at the time of its intervention only and within the limits of client's instructions, if any. The Company's sole responsibility is to its Client and this document does not exonerate parties to a transaction from exercising all their rights and obligations under the transaction documents.

## Configuration 3\_CH4132\_HSDPA mode

DUT: IdeaPad S10-3t;

Communication System: WCDMA BAND5; Frequency: 826.4 MHz; Duty Cycle: 1:1  
 Medium: Muscle 900 MHz Medium parameters used (interpolated):  $f = 826.4 \text{ MHz}$ ;  $\sigma = 0.962 \text{ mho/m}$ ;  $\epsilon_r = 54.9$ ;  $\rho = 1000 \text{ kg/m}^3$   
 Phantom section: Flat Section

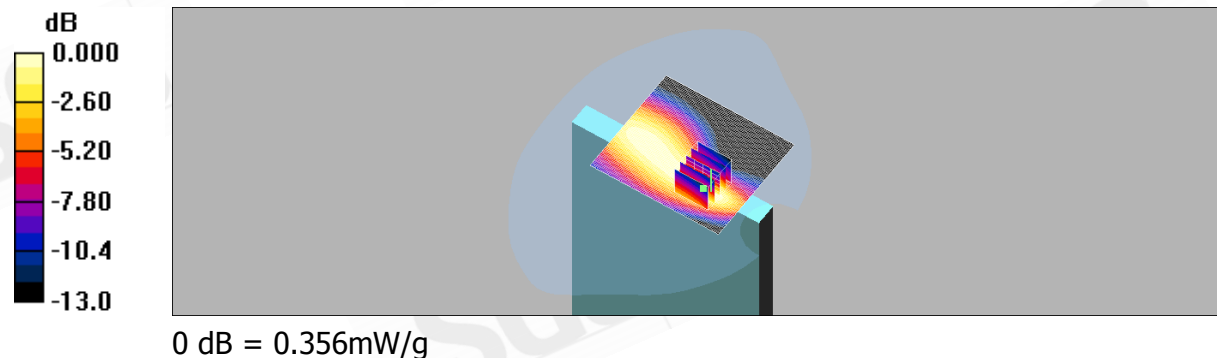
DASY4 Configuration:

- Probe: EX3DV3 - SN3526; ConvF(10.88, 10.88, 10.88); Calibrated: 2009/8/26
- Sensor-Surface: 4mm (Mechanical Surface Detection)
- Electronics: DAE4 Sn547; Calibrated: 2009/1/20
- Phantom: SAM1; Type: SAM 4.0; Serial: TP:1419
- Measurement SW: DASY4, V4.7 Build 80; Postprocessing SW: SEMCAD, V1.8 Build 186

**body/Area Scan (81x71x1):** Measurement grid:  $dx=15\text{mm}$ ,  $dy=15\text{mm}$   
 Maximum value of SAR (interpolated) = 0.373 mW/g

**body/Zoom Scan (5x5x7)/Cube 0:** Measurement grid:  $dx=8\text{mm}$ ,  $dy=8\text{mm}$ ,  
 $dz=5\text{mm}$   
 Reference Value = 18.1 V/m; Power Drift = -0.027 dB  
 Peak SAR (extrapolated) = 0.542 W/kg

**SAR(1 g) = 0.327 mW/g; SAR(10 g) = 0.205 mW/g**  
 Maximum value of SAR (measured) = 0.356 mW/g



Unless otherwise stated the results shown in this test report refer only to the sample(s) tested and such sample(s) are retained for 90 days only. This test report cannot be reproduced, except in full, without prior written permission of the Company. 除非另有說明，此報告結果僅對測試之樣品負責，同時此樣品僅保留90天。本報告未經本公司書面許可，不可部份複製。  
 This document is issued by the Company subject to its General Conditions of Service ([www.sgs.com/terms\\_and\\_conditions.htm](http://www.sgs.com/terms_and_conditions.htm)) and Terms and Conditions for Electronic Documents ([www.sgs.com/terms\\_e-document.htm](http://www.sgs.com/terms_e-document.htm)). Attention is drawn to the limitations of liability, indemnification and jurisdictional issues established therein. Even if printed this electronic document is to be treated as an original within the meaning of UCP 600 article 20b. The authenticity of this document may be verified at [www.sgsonsite.com/authentication](http://www.sgsonsite.com/authentication). Any holder of this document is advised that information contained hereon reflects the Company's findings at the time of its intervention only and within the limits of client's instructions, if any. The Company's sole responsibility is to its Client and this document does not exonerate parties to a transaction from exercising all their rights and obligations under the transaction documents.

### Configuration 3\_CH4183\_HSDPA mode

DUT: IdeaPad S10-3t;

Communication System: WCDMA BAND5; Frequency: 836.6 MHz; Duty Cycle: 1:1  
 Medium: Muscle 900 MHz Medium parameters used:  $f = 837 \text{ MHz}$ ;  $\sigma = 0.971 \text{ mho/m}$ ;  $\epsilon_r = 54.8$ ;  $\rho = 1000 \text{ kg/m}^3$   
 Phantom section: Flat Section

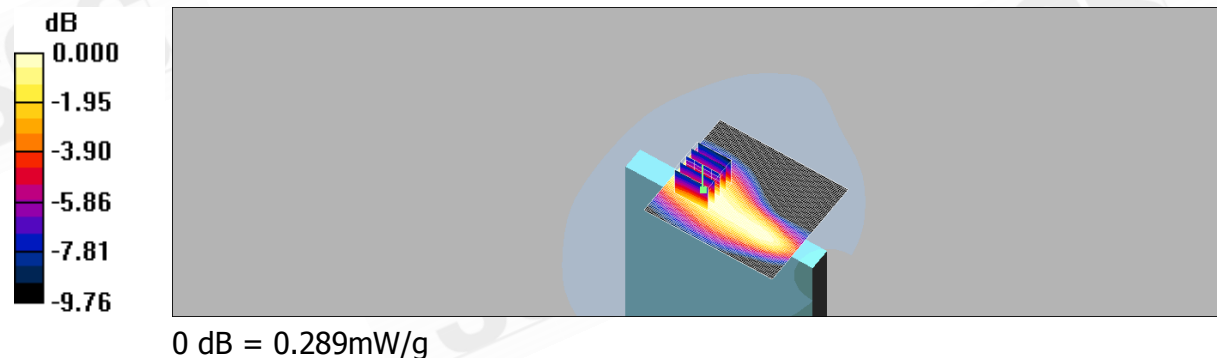
DASY4 Configuration:

- Probe: EX3DV3 - SN3526; ConvF(10.88, 10.88, 10.88); Calibrated: 2009/8/26
- Sensor-Surface: 4mm (Mechanical Surface Detection)
- Electronics: DAE4 Sn547; Calibrated: 2009/1/20
- Phantom: SAM1; Type: SAM 4.0; Serial: TP:1419
- Measurement SW: DASY4, V4.7 Build 80; Postprocessing SW: SEMCAD, V1.8 Build 186

**body/Area Scan (81x71x1):** Measurement grid:  $dx=15\text{mm}$ ,  $dy=15\text{mm}$   
 Maximum value of SAR (interpolated) = 0.290 mW/g

**body/Zoom Scan (5x5x7)/Cube 0:** Measurement grid:  $dx=8\text{mm}$ ,  $dy=8\text{mm}$ ,  
 $dz=5\text{mm}$   
 Reference Value = 16.2 V/m; Power Drift = -0.008 dB  
 Peak SAR (extrapolated) = 0.379 W/kg

**SAR(1 g) = 0.271 mW/g; SAR(10 g) = 0.189 mW/g**  
 Maximum value of SAR (measured) = 0.289 mW/g



Unless otherwise stated the results shown in this test report refer only to the sample(s) tested and such sample(s) are retained for 90 days only. This test report cannot be reproduced, except in full, without prior written permission of the Company. 除非另有說明，此報告結果僅對測試之樣品負責，同時此樣品僅保留90天。本報告未經本公司書面許可，不可部份複製。  
 This document is issued by the Company subject to its General Conditions of Service ([www.sgs.com/terms\\_and\\_conditions.htm](http://www.sgs.com/terms_and_conditions.htm)) and Terms and Conditions for Electronic Documents ([www.sgs.com/terms\\_e-document.htm](http://www.sgs.com/terms_e-document.htm)). Attention is drawn to the limitations of liability, indemnification and jurisdictional issues established therein. Even if printed this electronic document is to be treated as an original within the meaning of UCP 600 article 20b. The authenticity of this document may be verified at [www.sgonsite.com/authentication](http://www.sgonsite.com/authentication). Any holder of this document is advised that information contained hereon reflects the Company's findings at the time of its intervention only and within the limits of client's instructions, if any. The Company's sole responsibility is to its Client and this document does not exonerate parties to a transaction from exercising all their rights and obligations under the transaction documents.

## Configuration 3\_CH4233\_HSDPA mode

DUT: IdeaPad S10-3t;

Communication System: WCDMA BAND5; Frequency: 846.6 MHz; Duty Cycle: 1:1  
 Medium: Muscle 900 MHz Medium parameters used:  $f = 847 \text{ MHz}$ ;  $\sigma = 0.983 \text{ mho/m}$ ;  $\epsilon_r = 54.7$ ;  $\rho = 1000 \text{ kg/m}^3$   
 Phantom section: Flat Section

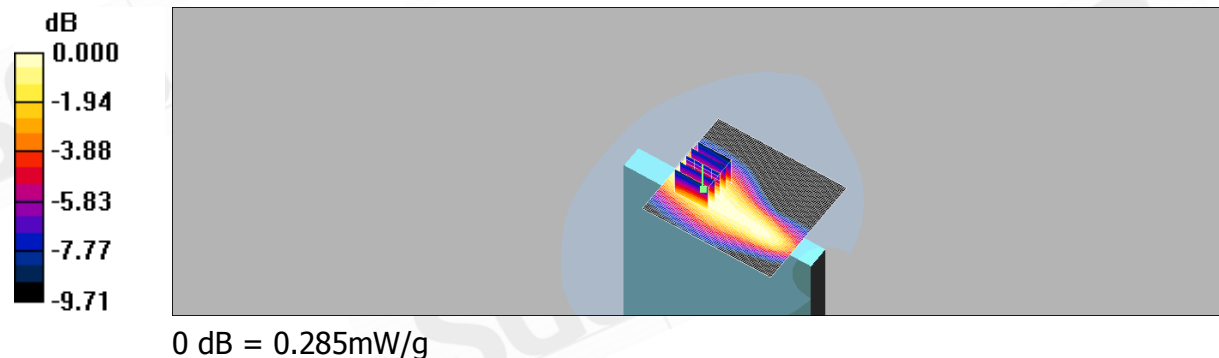
DASY4 Configuration:

- Probe: EX3DV3 - SN3526; ConvF(10.88, 10.88, 10.88); Calibrated: 2009/8/26
- Sensor-Surface: 4mm (Mechanical Surface Detection)
- Electronics: DAE4 Sn547; Calibrated: 2009/1/20
- Phantom: SAM1; Type: SAM 4.0; Serial: TP:1419
- Measurement SW: DASY4, V4.7 Build 80; Postprocessing SW: SEMCAD, V1.8 Build 186

**body/Area Scan (81x71x1):** Measurement grid:  $dx=15\text{mm}$ ,  $dy=15\text{mm}$   
 Maximum value of SAR (interpolated) = 0.288 mW/g

**body/Zoom Scan (5x5x7)/Cube 0:** Measurement grid:  $dx=8\text{mm}$ ,  $dy=8\text{mm}$ ,  
 $dz=5\text{mm}$   
 Reference Value = 16.2 V/m; Power Drift = -0.154 dB  
 Peak SAR (extrapolated) = 0.374 W/kg

**SAR(1 g) = 0.267 mW/g; SAR(10 g) = 0.186 mW/g**  
 Maximum value of SAR (measured) = 0.285 mW/g



Unless otherwise stated the results shown in this test report refer only to the sample(s) tested and such sample(s) are retained for 90 days only. This test report cannot be reproduced, except in full, without prior written permission of the Company. 除非另有說明，此報告結果僅對測試之樣品負責，同時此樣品僅保留90天。本報告未經本公司書面許可，不可部份複製。  
 This document is issued by the Company subject to its General Conditions of Service ([www.sgs.com/terms\\_and\\_conditions.htm](http://www.sgs.com/terms_and_conditions.htm)) and Terms and Conditions for Electronic Documents ([www.sgs.com/terms\\_e-document.htm](http://www.sgs.com/terms_e-document.htm)). Attention is drawn to the limitations of liability, indemnification and jurisdictional issues established therein. Even if printed this electronic document is to be treated as an original within the meaning of UCP 600 article 20b. The authenticity of this document may be verified at [www.sgonsite.com/authentication](http://www.sgonsite.com/authentication). Any holder of this document is advised that information contained hereon reflects the Company's findings at the time of its intervention only and within the limits of client's instructions, if any. The Company's sole responsibility is to its Client and this document does not exonerate parties to a transaction from exercising all their rights and obligations under the transaction documents.

## Configuration 4\_CH4132\_HSDPA mode

DUT: IdeaPad S10-3t;

Communication System: WCDMA BAND5; Frequency: 826.4 MHz; Duty Cycle: 1:1  
 Medium: Muscle 900 MHz Medium parameters used (interpolated):  $f = 826.4 \text{ MHz}$ ;  $\sigma = 0.982 \text{ mho/m}$ ;  $\epsilon_r = 55.7$ ;  $\rho = 1000 \text{ kg/m}^3$   
 Phantom section: Flat Section

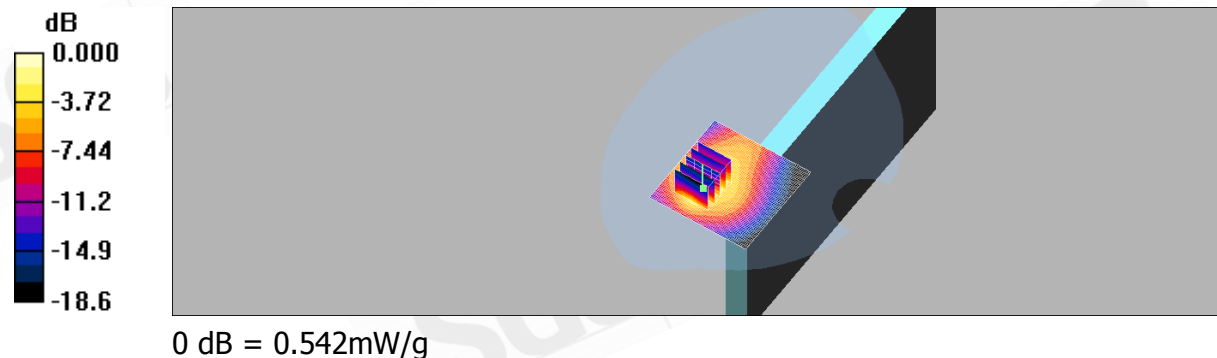
DASY4 Configuration:

- Probe: EX3DV3 - SN3526; ConvF(10.88, 10.88, 10.88); Calibrated: 2009/8/26
- Sensor-Surface: 4mm (Mechanical Surface Detection)
- Electronics: DAE4 Sn547; Calibrated: 2009/1/20
- Phantom: SAM1; Type: SAM 4.0; Serial: TP:1419
- Measurement SW: DASY4, V4.7 Build 80; Postprocessing SW: SEMCAD, V1.8 Build 186

**body/Area Scan (61x61x1):** Measurement grid:  $dx=15\text{mm}$ ,  $dy=15\text{mm}$   
 Maximum value of SAR (interpolated) = 0.510 mW/g

**body/Zoom Scan (5x5x7)/Cube 0:** Measurement grid:  $dx=8\text{mm}$ ,  $dy=8\text{mm}$ ,  
 $dz=5\text{mm}$   
 Reference Value = 10.8 V/m; Power Drift = 0.097 dB  
 Peak SAR (extrapolated) = 1.56 W/kg

**SAR(1 g) = 0.490 mW/g; SAR(10 g) = 0.208 mW/g**  
 Maximum value of SAR (measured) = 0.542 mW/g



Unless otherwise stated the results shown in this test report refer only to the sample(s) tested and such sample(s) are retained for 90 days only. This test report cannot be reproduced, except in full, without prior written permission of the Company. 除非另有說明，此報告結果僅對測試之樣品負責，同時此樣品僅保留90天。本報告未經本公司書面許可，不可部份複製。  
 This document is issued by the Company subject to its General Conditions of Service ([www.sgs.com/terms\\_and\\_conditions.htm](http://www.sgs.com/terms_and_conditions.htm)) and Terms and Conditions for Electronic Documents ([www.sgs.com/terms\\_e-document.htm](http://www.sgs.com/terms_e-document.htm)). Attention is drawn to the limitations of liability, indemnification and jurisdictional issues established therein. Even if printed this electronic document is to be treated as an original within the meaning of UCP 600 article 20b. The authenticity of this document may be verified at [www.sgs.com/site/authentication](http://www.sgs.com/site/authentication). Any holder of this document is advised that information contained hereon reflects the Company's findings at the time of its intervention only and within the limits of client's instructions, if any. The Company's sole responsibility is to its Client and this document does not exonerate parties to a transaction from exercising all their rights and obligations under the transaction documents.



## Configuration 4\_CH4183\_HSDPA mode

DUT: IdeaPad S10-3t;

Communication System: WCDMA BAND5; Frequency: 836.6 MHz; Duty Cycle: 1:1  
 Medium: Muscle 900 MHz Medium parameters used:  $f = 837 \text{ MHz}$ ;  $\sigma = 0.992 \text{ mho/m}$ ;  $\epsilon_r = 55.5$ ;  $\rho = 1000 \text{ kg/m}^3$   
 Phantom section: Flat Section

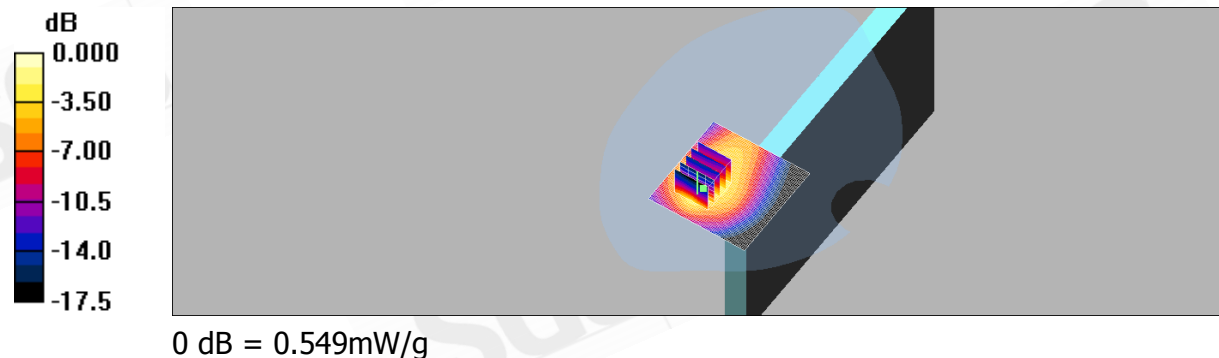
DASY4 Configuration:

- Probe: EX3DV3 - SN3526; ConvF(10.88, 10.88, 10.88); Calibrated: 2009/8/26
- Sensor-Surface: 4mm (Mechanical Surface Detection)
- Electronics: DAE4 Sn547; Calibrated: 2009/1/20
- Phantom: SAM1; Type: SAM 4.0; Serial: TP:1419
- Measurement SW: DASY4, V4.7 Build 80; Postprocessing SW: SEMCAD, V1.8 Build 186

**body/Area Scan (61x61x1):** Measurement grid:  $dx=15\text{mm}$ ,  $dy=15\text{mm}$   
 Maximum value of SAR (interpolated) = 0.516 mW/g

**body/Zoom Scan (5x5x7)/Cube 0:** Measurement grid:  $dx=8\text{mm}$ ,  $dy=8\text{mm}$ ,  
 $dz=5\text{mm}$   
 Reference Value = 11.2 V/m; Power Drift = 0.163 dB  
 Peak SAR (extrapolated) = 1.46 W/kg

**SAR(1 g) = 0.487 mW/g; SAR(10 g) = 0.225 mW/g**  
 Maximum value of SAR (measured) = 0.549 mW/g



Unless otherwise stated the results shown in this test report refer only to the sample(s) tested and such sample(s) are retained for 90 days only. This test report cannot be reproduced, except in full, without prior written permission of the Company. 除非另有說明，此報告結果僅對測試之樣品負責，同時此樣品僅保留90天。本報告未經本公司書面許可，不可部份複製。  
 This document is issued by the Company subject to its General Conditions of Service ([www.sgs.com/terms\\_and\\_conditions.htm](http://www.sgs.com/terms_and_conditions.htm)) and Terms and Conditions for Electronic Documents ([www.sgs.com/terms\\_e-document.htm](http://www.sgs.com/terms_e-document.htm)). Attention is drawn to the limitations of liability, indemnification and jurisdictional issues established therein. Even if printed this electronic document is to be treated as an original within the meaning of UCP 600 article 20b. The authenticity of this document may be verified at [www.sgonsite.com/authentication](http://www.sgonsite.com/authentication). Any holder of this document is advised that information contained hereon reflects the Company's findings at the time of its intervention only and within the limits of client's instructions, if any. The Company's sole responsibility is to its Client and this document does not exonerate parties to a transaction from exercising all their rights and obligations under the transaction documents.

## Configuration 4\_CH4233\_HSDPA mode

DUT: IdeaPad S10-3t;

Communication System: WCDMA BAND5; Frequency: 846.6 MHz; Duty Cycle: 1:1  
 Medium: Muscle 900 MHz Medium parameters used:  $f = 847 \text{ MHz}$ ;  $\sigma = 1 \text{ mho/m}$ ;  $\epsilon_r = 55.5$ ;  
 $\rho = 1000 \text{ kg/m}^3$   
 Phantom section: Flat Section

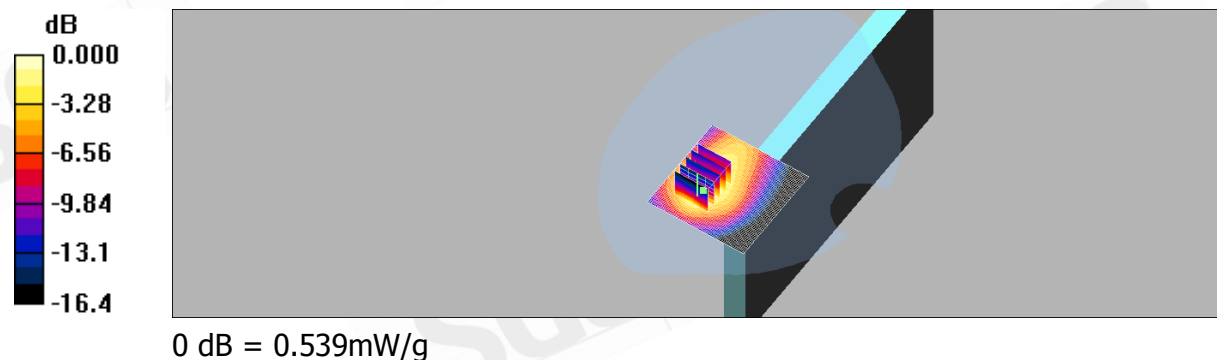
DASY4 Configuration:

- Probe: EX3DV3 - SN3526; ConvF(10.88, 10.88, 10.88); Calibrated: 2009/8/26
- Sensor-Surface: 4mm (Mechanical Surface Detection)
- Electronics: DAE4 Sn547; Calibrated: 2009/1/20
- Phantom: SAM1; Type: SAM 4.0; Serial: TP:1419
- Measurement SW: DASY4, V4.7 Build 80; Postprocessing SW: SEMCAD, V1.8 Build 186

**body/Area Scan (61x61x1):** Measurement grid:  $dx=15\text{mm}$ ,  $dy=15\text{mm}$   
 Maximum value of SAR (interpolated) = 0.526 mW/g

**body/Zoom Scan (5x5x7)/Cube 0:** Measurement grid:  $dx=8\text{mm}$ ,  $dy=8\text{mm}$ ,  
 $dz=5\text{mm}$   
 Reference Value = 11.9 V/m; Power Drift = 0.042 dB  
 Peak SAR (extrapolated) = 1.31 W/kg

**SAR(1 g) = 0.472 mW/g; SAR(10 g) = 0.239 mW/g**  
 Maximum value of SAR (measured) = 0.539 mW/g



Unless otherwise stated the results shown in this test report refer only to the sample(s) tested and such sample(s) are retained for 90 days only. This test report cannot be reproduced, except in full, without prior written permission of the Company. 除非另有說明，此報告結果僅對測試之樣品負責，同時此樣品僅保留90天。本報告未經本公司書面許可，不可部份複製。  
 This document is issued by the Company subject to its General Conditions of Service ([www.sgs.com/terms\\_and\\_conditions.htm](http://www.sgs.com/terms_and_conditions.htm)) and Terms and Conditions for Electronic Documents ([www.sgs.com/terms\\_e-document.htm](http://www.sgs.com/terms_e-document.htm)). Attention is drawn to the limitations of liability, indemnification and jurisdictional issues established therein. Even if printed this electronic document is to be treated as an original within the meaning of UCP 600 article 20b. The authenticity of this document may be verified at [www.sgsonsite.com/authentication](http://www.sgsonsite.com/authentication). Any holder of this document is advised that information contained hereon reflects the Company's findings at the time of its intervention only and within the limits of client's instructions, if any. The Company's sole responsibility is to its Client and this document does not exonerate parties to a transaction from exercising all their rights and obligations under the transaction documents.

## Configuration 6\_CH4132\_HSDPA mode

DUT: IdeaPad S10-3t;

Communication System: WCDMA BAND5; Frequency: 826.4 MHz; Duty Cycle: 1:1  
 Medium: Muscle 900 MHz Medium parameters used (interpolated):  $f = 826.4 \text{ MHz}$ ;  $\sigma = 0.982 \text{ mho/m}$ ;  $\epsilon_r = 55.7$ ;  $\rho = 1000 \text{ kg/m}^3$   
 Phantom section: Flat Section

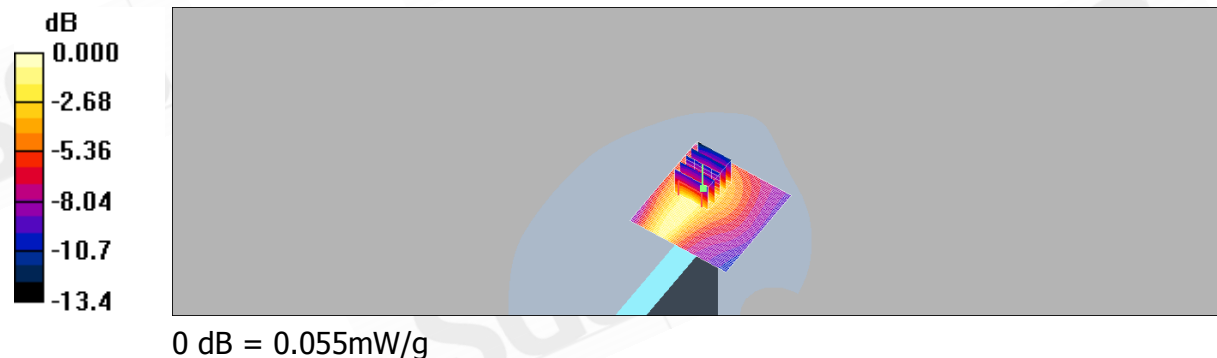
DASY4 Configuration:

- Probe: EX3DV3 - SN3526; ConvF(10.88, 10.88, 10.88); Calibrated: 2009/8/26
- Sensor-Surface: 4mm (Mechanical Surface Detection)
- Electronics: DAE4 Sn547; Calibrated: 2009/1/20
- Phantom: SAM1; Type: SAM 4.0; Serial: TP:1419
- Measurement SW: DASY4, V4.7 Build 80; Postprocessing SW: SEMCAD, V1.8 Build 186

**body/Area Scan (61x61x1):** Measurement grid:  $dx=15\text{mm}$ ,  $dy=15\text{mm}$   
 Maximum value of SAR (interpolated) = 0.054 mW/g

**body/Zoom Scan (5x5x7)/Cube 0:** Measurement grid:  $dx=8\text{mm}$ ,  $dy=8\text{mm}$ ,  
 $dz=5\text{mm}$   
 Reference Value = 4.24 V/m; Power Drift = 0.115 dB  
 Peak SAR (extrapolated) = 0.086 W/kg

**SAR(1 g) = 0.045 mW/g; SAR(10 g) = 0.027 mW/g**  
 Maximum value of SAR (measured) = 0.055 mW/g



Unless otherwise stated the results shown in this test report refer only to the sample(s) tested and such sample(s) are retained for 90 days only. This test report cannot be reproduced, except in full, without prior written permission of the Company. 除非另有說明，此報告結果僅對測試之樣品負責，同時此樣品僅保留90天。本報告未經本公司書面許可，不可部份複製。  
 This document is issued by the Company subject to its General Conditions of Service ([www.sgs.com/terms\\_and\\_conditions.htm](http://www.sgs.com/terms_and_conditions.htm)) and Terms and Conditions for Electronic Documents ([www.sgs.com/terms\\_e-document.htm](http://www.sgs.com/terms_e-document.htm)). Attention is drawn to the limitations of liability, indemnification and jurisdictional issues established therein. Even if printed this electronic document is to be treated as an original within the meaning of UCP 600 article 20b. The authenticity of this document may be verified at [www.sgsonsite.com/authentication](http://www.sgsonsite.com/authentication). Any holder of this document is advised that information contained hereon reflects the Company's findings at the time of its intervention only and within the limits of client's instructions, if any. The Company's sole responsibility is to its Client and this document does not exonerate parties to a transaction from exercising all their rights and obligations under the transaction documents.

## Configuration 6\_CH4183\_HSDPA mode

DUT: IdeaPad S10-3t;

Communication System: WCDMA BAND5; Frequency: 836.6 MHz; Duty Cycle: 1:1  
 Medium: Muscle 900 MHz Medium parameters used:  $f = 837 \text{ MHz}$ ;  $\sigma = 0.992 \text{ mho/m}$ ;  $\epsilon_r = 55.5$ ;  $\rho = 1000 \text{ kg/m}^3$   
 Phantom section: Flat Section

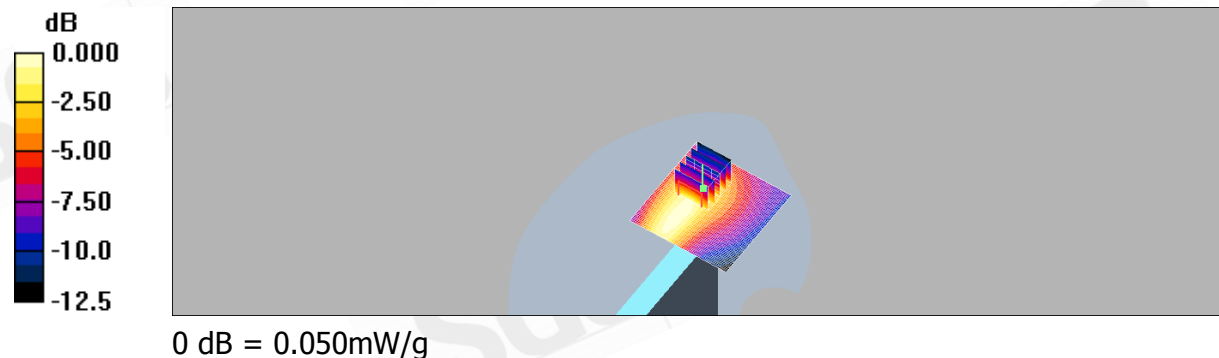
DASY4 Configuration:

- Probe: EX3DV3 - SN3526; ConvF(10.88, 10.88, 10.88); Calibrated: 2009/8/26
- Sensor-Surface: 4mm (Mechanical Surface Detection)
- Electronics: DAE4 Sn547; Calibrated: 2009/1/20
- Phantom: SAM1; Type: SAM 4.0; Serial: TP:1419
- Measurement SW: DASY4, V4.7 Build 80; Postprocessing SW: SEMCAD, V1.8 Build 186

**body/Area Scan (61x61x1):** Measurement grid:  $dx=15\text{mm}$ ,  $dy=15\text{mm}$   
 Maximum value of SAR (interpolated) = 0.052 mW/g

**body/Zoom Scan (5x5x7)/Cube 0:** Measurement grid:  $dx=8\text{mm}$ ,  $dy=8\text{mm}$ ,  
 $dz=5\text{mm}$   
 Reference Value = 4.58 V/m; Power Drift = 0.111 dB  
 Peak SAR (extrapolated) = 0.079 W/kg

**SAR(1 g) = 0.042 mW/g; SAR(10 g) = 0.026 mW/g**  
 Maximum value of SAR (measured) = 0.050 mW/g



Unless otherwise stated the results shown in this test report refer only to the sample(s) tested and such sample(s) are retained for 90 days only. This test report cannot be reproduced, except in full, without prior written permission of the Company. 除非另有說明，此報告結果僅對測試之樣品負責，同時此樣品僅保留90天。本報告未經本公司書面許可，不可部份複製。  
 This document is issued by the Company subject to its General Conditions of Service ([www.sgs.com/terms\\_and\\_conditions.htm](http://www.sgs.com/terms_and_conditions.htm)) and Terms and Conditions for Electronic Documents ([www.sgs.com/terms\\_e-document.htm](http://www.sgs.com/terms_e-document.htm)). Attention is drawn to the limitations of liability, indemnification and jurisdictional issues established therein. Even if printed this electronic document is to be treated as an original within the meaning of UCP 600 article 20b. The authenticity of this document may be verified at [www.sgsonsite.com/authentication](http://www.sgsonsite.com/authentication). Any holder of this document is advised that information contained hereon reflects the Company's findings at the time of its intervention only and within the limits of client's instructions, if any. The Company's sole responsibility is to its Client and this document does not exonerate parties to a transaction from exercising all their rights and obligations under the transaction documents.

## Configuration 6\_CH4233\_HSDPA mode

DUT: IdeaPad S10-3t;

Communication System: WCDMA BAND5; Frequency: 846.6 MHz; Duty Cycle: 1:1  
 Medium: Muscle 900 MHz Medium parameters used:  $f = 847 \text{ MHz}$ ;  $\sigma = 1 \text{ mho/m}$ ;  $\epsilon_r = 55.5$ ;  
 $\rho = 1000 \text{ kg/m}^3$   
 Phantom section: Flat Section

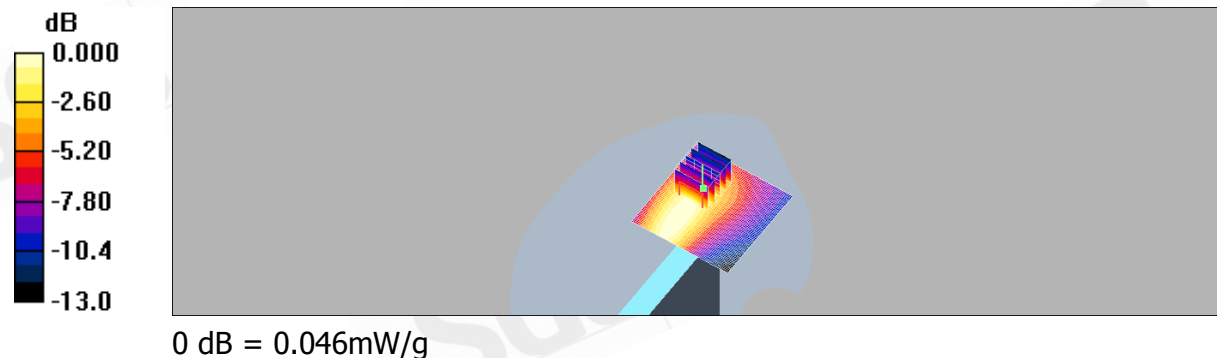
DASY4 Configuration:

- Probe: EX3DV3 - SN3526; ConvF(10.88, 10.88, 10.88); Calibrated: 2009/8/26
- Sensor-Surface: 4mm (Mechanical Surface Detection)
- Electronics: DAE4 Sn547; Calibrated: 2009/1/20
- Phantom: SAM1; Type: SAM 4.0; Serial: TP:1419
- Measurement SW: DASY4, V4.7 Build 80; Postprocessing SW: SEMCAD, V1.8 Build 186

**body/Area Scan (61x61x1):** Measurement grid: dx=15mm, dy=15mm  
 Maximum value of SAR (interpolated) = 0.047 mW/g

**body/Zoom Scan (5x5x7)/Cube 0:** Measurement grid: dx=8mm, dy=8mm, dz=5mm  
 Reference Value = 4.66 V/m; Power Drift = 0.088 dB  
 Peak SAR (extrapolated) = 0.072 W/kg

**SAR(1 g) = 0.039 mW/g; SAR(10 g) = 0.024 mW/g**  
 Maximum value of SAR (measured) = 0.046 mW/g



Unless otherwise stated the results shown in this test report refer only to the sample(s) tested and such sample(s) are retained for 90 days only. This test report cannot be reproduced, except in full, without prior written permission of the Company. 除非另有說明，此報告結果僅對測試之樣品負責，同時此樣品僅保留90天。本報告未經本公司書面許可，不可部份複製。  
 This document is issued by the Company subject to its General Conditions of Service ([www.sgs.com/terms\\_and\\_conditions.htm](http://www.sgs.com/terms_and_conditions.htm)) and Terms and Conditions for Electronic Documents ([www.sgs.com/terms\\_e-document.htm](http://www.sgs.com/terms_e-document.htm)). Attention is drawn to the limitations of liability, indemnification and jurisdictional issues established therein. Even if printed this electronic document is to be treated as an original within the meaning of UCP 600 article 20b. The authenticity of this document may be verified at [www.sgsonsite.com/authentication](http://www.sgsonsite.com/authentication). Any holder of this document is advised that information contained hereon reflects the Company's findings at the time of its intervention only and within the limits of client's instructions, if any. The Company's sole responsibility is to its Client and this document does not exonerate parties to a transaction from exercising all their rights and obligations under the transaction documents.



## Configuration 1\_CH4132\_HSUPA mode

DUT: IdeaPad S10-3t;

Communication System: WCDMA BAND5; Frequency: 826.4 MHz; Duty Cycle: 1:1  
 Medium: Muscle 900 MHz Medium parameters used (interpolated):  $f = 826.4 \text{ MHz}$ ;  $\sigma = 0.962 \text{ mho/m}$ ;  $\epsilon_r = 54.9$ ;  $\rho = 1000 \text{ kg/m}^3$   
 Phantom section: Flat Section


DASY4 Configuration:

- Probe: EX3DV3 - SN3526; ConvF(10.88, 10.88, 10.88); Calibrated: 2009/8/26
- Sensor-Surface: 4mm (Mechanical Surface Detection)
- Electronics: DAE4 Sn547; Calibrated: 2009/1/20
- Phantom: SAM1; Type: SAM 4.0; Serial: TP:1419
- Measurement SW: DASY4, V4.7 Build 80; Postprocessing SW: SEMCAD, V1.8 Build 186

**body/Area Scan (71x71x1):** Measurement grid:  $dx=15\text{mm}$ ,  $dy=15\text{mm}$   
 Maximum value of SAR (interpolated) = 0.014 mW/g

**body/Zoom Scan (5x5x7)/Cube 0:** Measurement grid:  $dx=8\text{mm}$ ,  $dy=8\text{mm}$ ,  
 $dz=5\text{mm}$   
 Reference Value = 3.20 V/m; Power Drift = 0.049 dB  
 Peak SAR (extrapolated) = 0.017 W/kg

**SAR(1 g) = 0.012 mW/g; SAR(10 g) = 0.00843 mW/g**  
 Maximum value of SAR (measured) = 0.013 mW/g



Unless otherwise stated the results shown in this test report refer only to the sample(s) tested and such sample(s) are retained for 90 days only. This test report cannot be reproduced, except in full, without prior written permission of the Company. 除非另有說明，此報告結果僅對測試之樣品負責，同時此樣品僅保留90天。本報告未經本公司書面許可，不可部份複製。  
 This document is issued by the Company subject to its General Conditions of Service ([www.sgs.com/terms\\_and\\_conditions.htm](http://www.sgs.com/terms_and_conditions.htm)) and Terms and Conditions for Electronic Documents ([www.sgs.com/terms\\_e-document.htm](http://www.sgs.com/terms_e-document.htm)). Attention is drawn to the limitations of liability, indemnification and jurisdictional issues established therein. Even if printed this electronic document is to be treated as an original within the meaning of UCP 600 article 20b. The authenticity of this document may be verified at [www.sgsonsite.com/authentication](http://www.sgsonsite.com/authentication). Any holder of this document is advised that information contained hereon reflects the Company's findings at the time of its intervention only and within the limits of client's instructions, if any. The Company's sole responsibility is to its Client and this document does not exonerate parties to a transaction from exercising all their rights and obligations under the transaction documents.

## Configuration 1\_CH4183\_HSUPA mode

DUT: IdeaPad S10-3t;

Communication System: WCDMA BAND5; Frequency: 836.6 MHz; Duty Cycle: 1:1  
 Medium: Muscle 900 MHz Medium parameters used:  $f = 837 \text{ MHz}$ ;  $\sigma = 0.971 \text{ mho/m}$ ;  $\epsilon_r = 54.8$ ;  $\rho = 1000 \text{ kg/m}^3$   
 Phantom section: Flat Section

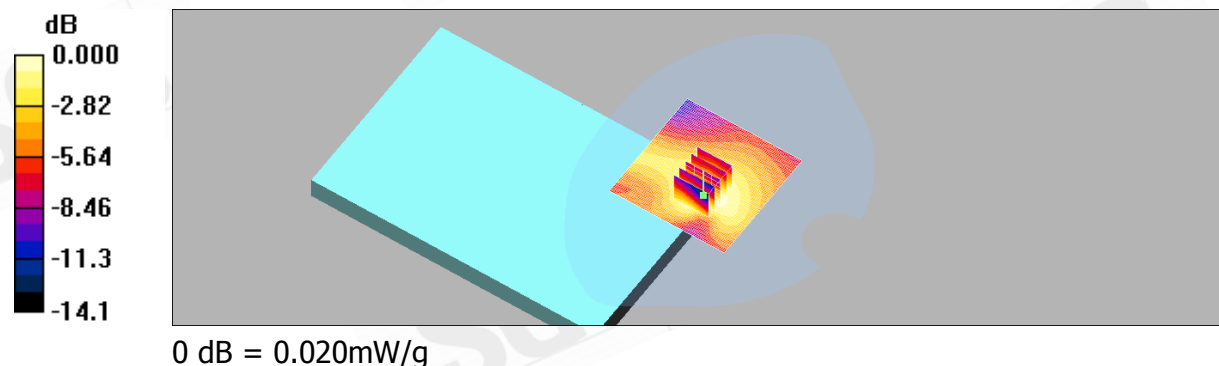
DASY4 Configuration:

- Probe: EX3DV3 - SN3526; ConvF(10.88, 10.88, 10.88); Calibrated: 2009/8/26
- Sensor-Surface: 4mm (Mechanical Surface Detection)
- Electronics: DAE4 Sn547; Calibrated: 2009/1/20
- Phantom: SAM1; Type: SAM 4.0; Serial: TP:1419
- Measurement SW: DASY4, V4.7 Build 80; Postprocessing SW: SEMCAD, V1.8 Build 186

**body/Area Scan (71x71x1):** Measurement grid:  $dx=15\text{mm}$ ,  $dy=15\text{mm}$   
 Maximum value of SAR (interpolated) = 0.021 mW/g

**body/Zoom Scan (5x5x7)/Cube 0:** Measurement grid:  $dx=8\text{mm}$ ,  $dy=8\text{mm}$ ,  
 $dz=5\text{mm}$   
 Reference Value = 3.78 V/m; Power Drift = 0.083 dB  
 Peak SAR (extrapolated) = 0.026 W/kg

**SAR(1 g) = 0.019 mW/g; SAR(10 g) = 0.013 mW/g**  
 Maximum value of SAR (measured) = 0.020 mW/g



## Configuration 1\_CH4233\_HSUPA mode

DUT: IdeaPad S10-3t;

Communication System: WCDMA BAND5; Frequency: 846.6 MHz; Duty Cycle: 1:1  
 Medium: Muscle 900 MHz Medium parameters used:  $f = 847 \text{ MHz}$ ;  $\sigma = 0.983 \text{ mho/m}$ ;  $\epsilon_r = 54.7$ ;  $\rho = 1000 \text{ kg/m}^3$   
 Phantom section: Flat Section


DASY4 Configuration:

- Probe: EX3DV3 - SN3526; ConvF(10.88, 10.88, 10.88); Calibrated: 2009/8/26
- Sensor-Surface: 4mm (Mechanical Surface Detection)
- Electronics: DAE4 Sn547; Calibrated: 2009/1/20
- Phantom: SAM1; Type: SAM 4.0; Serial: TP:1419
- Measurement SW: DASY4, V4.7 Build 80; Postprocessing SW: SEMCAD, V1.8 Build 186

**body/Area Scan (71x71x1):** Measurement grid:  $dx=15\text{mm}$ ,  $dy=15\text{mm}$   
 Maximum value of SAR (interpolated) = 0.020 mW/g

**body/Zoom Scan (5x5x7)/Cube 0:** Measurement grid:  $dx=8\text{mm}$ ,  $dy=8\text{mm}$ ,  
 $dz=5\text{mm}$   
 Reference Value = 3.68 V/m; Power Drift = 0.031 dB  
 Peak SAR (extrapolated) = 0.024 W/kg

**SAR(1 g) = 0.018 mW/g; SAR(10 g) = 0.013 mW/g**  
 Maximum value of SAR (measured) = 0.019 mW/g



Unless otherwise stated the results shown in this test report refer only to the sample(s) tested and such sample(s) are retained for 90 days only. This test report cannot be reproduced, except in full, without prior written permission of the Company. 除非另有說明，此報告結果僅對測試之樣品負責，同時此樣品僅保留90天。本報告未經本公司書面許可，不可部份複製。  
 This document is issued by the Company subject to its General Conditions of Service ([www.sgs.com/terms\\_and\\_conditions.htm](http://www.sgs.com/terms_and_conditions.htm)) and Terms and Conditions for Electronic Documents ([www.sgs.com/terms\\_e-document.htm](http://www.sgs.com/terms_e-document.htm)). Attention is drawn to the limitations of liability, indemnification and jurisdictional issues established therein. Even if printed this electronic document is to be treated as an original within the meaning of UCP 600 article 20b. The authenticity of this document may be verified at [www.sgsonsite.com/authentication](http://www.sgsonsite.com/authentication). Any holder of this document is advised that information contained hereon reflects the Company's findings at the time of its intervention only and within the limits of client's instructions, if any. The Company's sole responsibility is to its Client and this document does not exonerate parties to a transaction from exercising all their rights and obligations under the transaction documents.

## Configuration 2\_CH4132\_HSUPA mode

DUT: IdeaPad S10-3t;

Communication System: WCDMA BAND5; Frequency: 826.4 MHz; Duty Cycle: 1:1  
 Medium: Muscle 900 MHz Medium parameters used (interpolated):  $f = 826.4 \text{ MHz}$ ;  $\sigma = 0.962 \text{ mho/m}$ ;  $\epsilon_r = 54.9$ ;  $\rho = 1000 \text{ kg/m}^3$   
 Phantom section: Flat Section

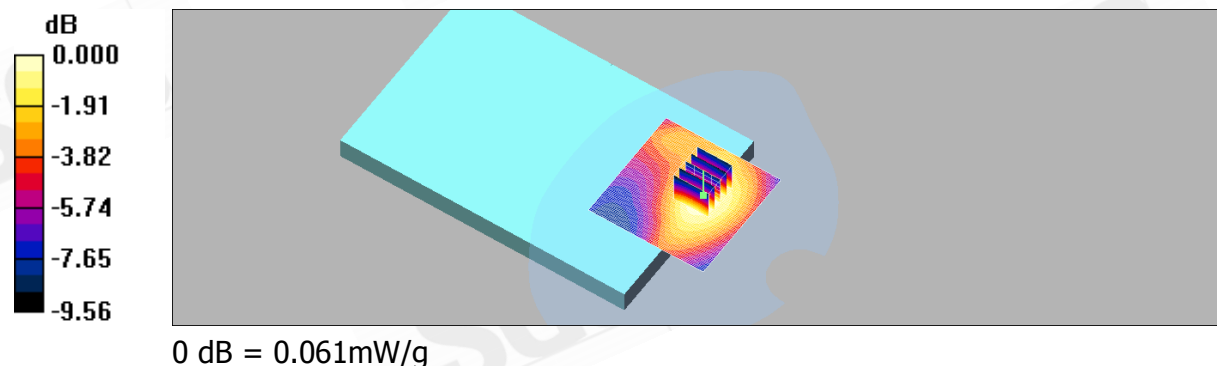
DASY4 Configuration:

- Probe: EX3DV3 - SN3526; ConvF(10.88, 10.88, 10.88); Calibrated: 2009/8/26
- Sensor-Surface: 4mm (Mechanical Surface Detection)
- Electronics: DAE4 Sn547; Calibrated: 2009/1/20
- Phantom: SAM1; Type: SAM 4.0; Serial: TP:1419
- Measurement SW: DASY4, V4.7 Build 80; Postprocessing SW: SEMCAD, V1.8 Build 186

**body/Area Scan (71x71x1):** Measurement grid:  $dx=15\text{mm}$ ,  $dy=15\text{mm}$   
 Maximum value of SAR (interpolated) = 0.062 mW/g

**body/Zoom Scan (5x5x7)/Cube 0:** Measurement grid:  $dx=8\text{mm}$ ,  $dy=8\text{mm}$ ,  
 $dz=5\text{mm}$   
 Reference Value = 7.33 V/m; Power Drift = 0.026 dB  
 Peak SAR (extrapolated) = 0.082 W/kg

**SAR(1 g) = 0.058 mW/g; SAR(10 g) = 0.040 mW/g**  
 Maximum value of SAR (measured) = 0.061 mW/g



## Configuration 2\_CH4183\_HSUPA mode

DUT: IdeaPad S10-3t;

Communication System: WCDMA BAND5; Frequency: 836.6 MHz; Duty Cycle: 1:1  
 Medium: Muscle 900 MHz Medium parameters used:  $f = 837 \text{ MHz}$ ;  $\sigma = 0.971 \text{ mho/m}$ ;  $\epsilon_r = 54.8$ ;  $\rho = 1000 \text{ kg/m}^3$   
 Phantom section: Flat Section

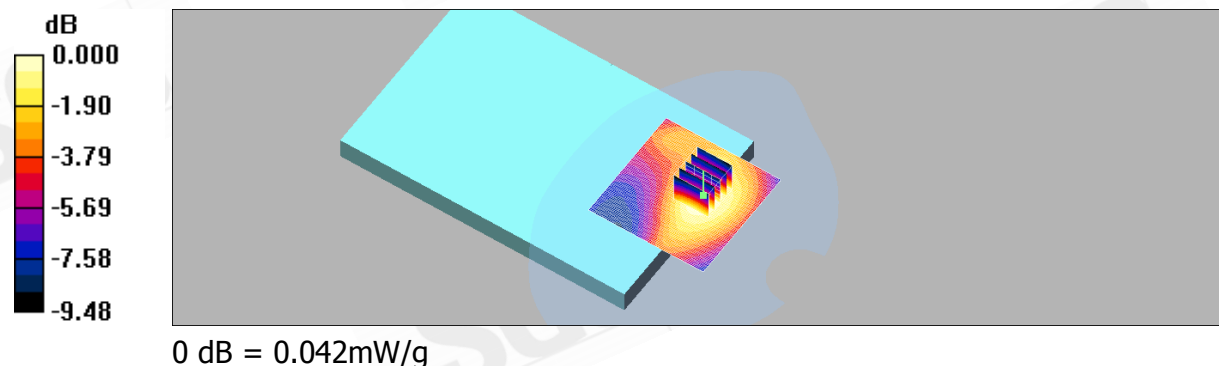
DASY4 Configuration:

- Probe: EX3DV3 - SN3526; ConvF(10.88, 10.88, 10.88); Calibrated: 2009/8/26
- Sensor-Surface: 4mm (Mechanical Surface Detection)
- Electronics: DAE4 Sn547; Calibrated: 2009/1/20
- Phantom: SAM1; Type: SAM 4.0; Serial: TP:1419
- Measurement SW: DASY4, V4.7 Build 80; Postprocessing SW: SEMCAD, V1.8 Build 186

**body/Area Scan (71x71x1):** Measurement grid:  $dx=15\text{mm}$ ,  $dy=15\text{mm}$   
 Maximum value of SAR (interpolated) = 0.043 mW/g

**body/Zoom Scan (5x5x7)/Cube 0:** Measurement grid:  $dx=8\text{mm}$ ,  $dy=8\text{mm}$ ,  
 $dz=5\text{mm}$   
 Reference Value = 6.04 V/m; Power Drift = 0.031 dB  
 Peak SAR (extrapolated) = 0.056 W/kg

**SAR(1 g) = 0.040 mW/g; SAR(10 g) = 0.028 mW/g**  
 Maximum value of SAR (measured) = 0.042 mW/g





## Configuration 2\_CH4233\_HSUPA mode

DUT: IdeaPad S10-3t;

Communication System: WCDMA BAND5; Frequency: 846.6 MHz; Duty Cycle: 1:1  
 Medium: Muscle 900 MHz Medium parameters used:  $f = 847 \text{ MHz}$ ;  $\sigma = 0.983 \text{ mho/m}$ ;  $\epsilon_r = 54.7$ ;  $\rho = 1000 \text{ kg/m}^3$   
 Phantom section: Flat Section

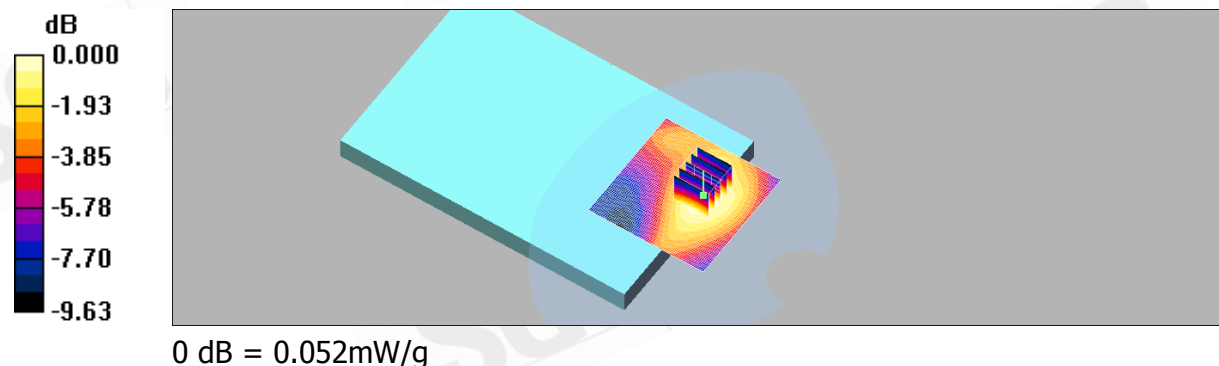
DASY4 Configuration:

- Probe: EX3DV3 - SN3526; ConvF(10.88, 10.88, 10.88); Calibrated: 2009/8/26
- Sensor-Surface: 4mm (Mechanical Surface Detection)
- Electronics: DAE4 Sn547; Calibrated: 2009/1/20
- Phantom: SAM1; Type: SAM 4.0; Serial: TP:1419
- Measurement SW: DASY4, V4.7 Build 80; Postprocessing SW: SEMCAD, V1.8 Build 186

**body/Area Scan (71x71x1):** Measurement grid:  $dx=15\text{mm}$ ,  $dy=15\text{mm}$   
 Maximum value of SAR (interpolated) = 0.053 mW/g

**body/Zoom Scan (5x5x7)/Cube 0:** Measurement grid:  $dx=8\text{mm}$ ,  $dy=8\text{mm}$ ,  
 $dz=5\text{mm}$   
 Reference Value = 6.66 V/m; Power Drift = 0.011 dB  
 Peak SAR (extrapolated) = 0.070 W/kg

**SAR(1 g) = 0.049 mW/g; SAR(10 g) = 0.034 mW/g**  
 Maximum value of SAR (measured) = 0.052 mW/g



Unless otherwise stated the results shown in this test report refer only to the sample(s) tested and such sample(s) are retained for 90 days only. This test report cannot be reproduced, except in full, without prior written permission of the Company. 除非另有說明，此報告結果僅對測試之樣品負責，同時此樣品僅保留90天。本報告未經本公司書面許可，不可部份複製。  
 This document is issued by the Company subject to its General Conditions of Service ([www.sgs.com/terms\\_and\\_conditions.htm](http://www.sgs.com/terms_and_conditions.htm)) and Terms and Conditions for Electronic Documents ([www.sgs.com/terms\\_e-document.htm](http://www.sgs.com/terms_e-document.htm)). Attention is drawn to the limitations of liability, indemnification and jurisdictional issues established therein. Even if printed this electronic document is to be treated as an original within the meaning of UCP 600 article 20b. The authenticity of this document may be verified at [www.sgsonsite.com/authentication](http://www.sgsonsite.com/authentication). Any holder of this document is advised that information contained hereon reflects the Company's findings at the time of its intervention only and within the limits of client's instructions, if any. The Company's sole responsibility is to its Client and this document does not exonerate parties to a transaction from exercising all their rights and obligations under the transaction documents.

## Configuration 3\_CH4132\_HSUPA mode

DUT: IdeaPad S10-3t;

Communication System: WCDMA BAND5; Frequency: 826.4 MHz; Duty Cycle: 1:1  
 Medium: Muscle 900 MHz Medium parameters used (interpolated):  $f = 826.4 \text{ MHz}$ ;  $\sigma = 0.962 \text{ mho/m}$ ;  $\epsilon_r = 54.9$ ;  $\rho = 1000 \text{ kg/m}^3$   
 Phantom section: Flat Section

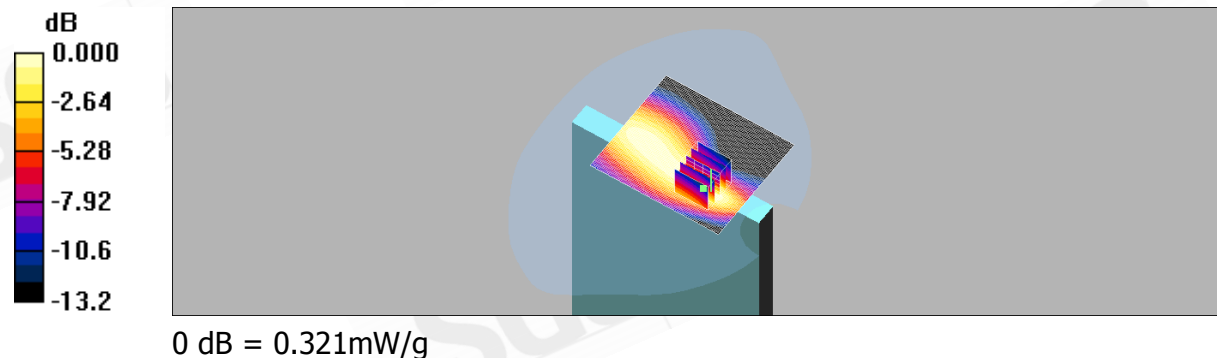
DASY4 Configuration:

- Probe: EX3DV3 - SN3526; ConvF(10.88, 10.88, 10.88); Calibrated: 2009/8/26
- Sensor-Surface: 4mm (Mechanical Surface Detection)
- Electronics: DAE4 Sn547; Calibrated: 2009/1/20
- Phantom: SAM1; Type: SAM 4.0; Serial: TP:1419
- Measurement SW: DASY4, V4.7 Build 80; Postprocessing SW: SEMCAD, V1.8 Build 186

**body/Area Scan (81x71x1):** Measurement grid:  $dx=15\text{mm}$ ,  $dy=15\text{mm}$   
 Maximum value of SAR (interpolated) = 0.337 mW/g

**body/Zoom Scan (5x5x7)/Cube 0:** Measurement grid:  $dx=8\text{mm}$ ,  $dy=8\text{mm}$ ,  
 $dz=5\text{mm}$   
 Reference Value = 17.2 V/m; Power Drift = -0.014 dB  
 Peak SAR (extrapolated) = 0.487 W/kg

**SAR(1 g) = 0.295 mW/g; SAR(10 g) = 0.185 mW/g**  
 Maximum value of SAR (measured) = 0.321 mW/g



Unless otherwise stated the results shown in this test report refer only to the sample(s) tested and such sample(s) are retained for 90 days only. This test report cannot be reproduced, except in full, without prior written permission of the Company. 除非另有說明，此報告結果僅對測試之樣品負責，同時此樣品僅保留90天。本報告未經本公司書面許可，不可部份複製。  
 This document is issued by the Company subject to its General Conditions of Service ([www.sgs.com/terms\\_and\\_conditions.htm](http://www.sgs.com/terms_and_conditions.htm)) and Terms and Conditions for Electronic Documents ([www.sgs.com/terms\\_e-document.htm](http://www.sgs.com/terms_e-document.htm)). Attention is drawn to the limitations of liability, indemnification and jurisdictional issues established therein. Even if printed this electronic document is to be treated as an original within the meaning of UCP 600 article 20b. The authenticity of this document may be verified at [www.sgsonsite.com/authentication](http://www.sgsonsite.com/authentication). Any holder of this document is advised that information contained hereon reflects the Company's findings at the time of its intervention only and within the limits of client's instructions, if any. The Company's sole responsibility is to its Client and this document does not exonerate parties to a transaction from exercising all their rights and obligations under the transaction documents.

## Configuration 3\_CH4183\_HSUPA mode

DUT: IdeaPad S10-3t;

Communication System: WCDMA BAND5; Frequency: 836.6 MHz; Duty Cycle: 1:1  
 Medium: Muscle 900 MHz Medium parameters used:  $f = 837 \text{ MHz}$ ;  $\sigma = 0.971 \text{ mho/m}$ ;  $\epsilon_r = 54.8$ ;  $\rho = 1000 \text{ kg/m}^3$   
 Phantom section: Flat Section

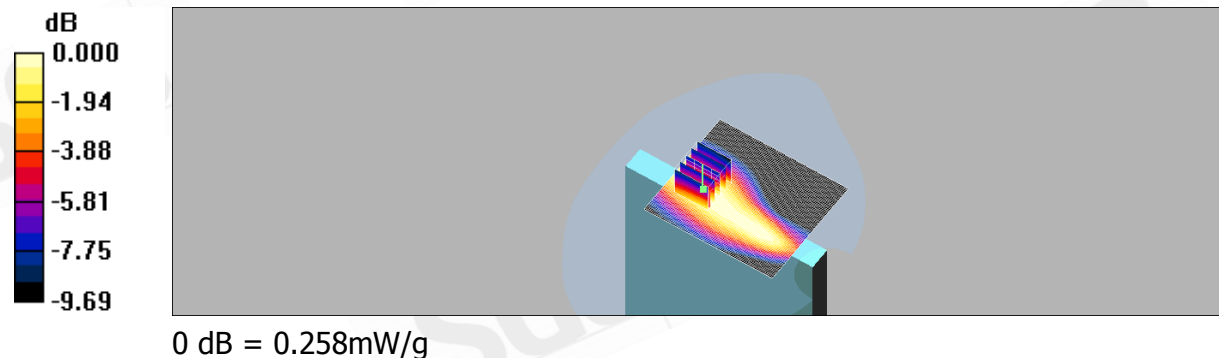
DASY4 Configuration:

- Probe: EX3DV3 - SN3526; ConvF(10.88, 10.88, 10.88); Calibrated: 2009/8/26
- Sensor-Surface: 4mm (Mechanical Surface Detection)
- Electronics: DAE4 Sn547; Calibrated: 2009/1/20
- Phantom: SAM1; Type: SAM 4.0; Serial: TP:1419
- Measurement SW: DASY4, V4.7 Build 80; Postprocessing SW: SEMCAD, V1.8 Build 186

**body/Area Scan (81x71x1):** Measurement grid:  $dx=15\text{mm}$ ,  $dy=15\text{mm}$   
 Maximum value of SAR (interpolated) = 0.260 mW/g

**body/Zoom Scan (5x5x7)/Cube 0:** Measurement grid:  $dx=8\text{mm}$ ,  $dy=8\text{mm}$ ,  
 $dz=5\text{mm}$   
 Reference Value = 15.3 V/m; Power Drift = -0.023 dB  
 Peak SAR (extrapolated) = 0.339 W/kg

**SAR(1 g) = 0.242 mW/g; SAR(10 g) = 0.169 mW/g**  
 Maximum value of SAR (measured) = 0.258 mW/g



Unless otherwise stated the results shown in this test report refer only to the sample(s) tested and such sample(s) are retained for 90 days only. This test report cannot be reproduced, except in full, without prior written permission of the Company. 除非另有說明，此報告結果僅對測試之樣品負責，同時此樣品僅保留90天。本報告未經本公司書面許可，不可部份複製。  
 This document is issued by the Company subject to its General Conditions of Service ([www.sgs.com/terms\\_and\\_conditions.htm](http://www.sgs.com/terms_and_conditions.htm)) and Terms and Conditions for Electronic Documents ([www.sgs.com/terms\\_e-document.htm](http://www.sgs.com/terms_e-document.htm)). Attention is drawn to the limitations of liability, indemnification and jurisdictional issues established therein. Even if printed this electronic document is to be treated as an original within the meaning of UCP 600 article 20b. The authenticity of this document may be verified at [www.sgsonsite.com/authentication](http://www.sgsonsite.com/authentication). Any holder of this document is advised that information contained hereon reflects the Company's findings at the time of its intervention only and within the limits of client's instructions, if any. The Company's sole responsibility is to its Client and this document does not exonerate parties to a transaction from exercising all their rights and obligations under the transaction documents.

## Configuration 3\_CH4233\_HSUPA mode

DUT: IdeaPad S10-3t;

Communication System: WCDMA BAND5; Frequency: 846.6 MHz; Duty Cycle: 1:1  
 Medium: Muscle 900 MHz Medium parameters used:  $f = 847 \text{ MHz}$ ;  $\sigma = 0.983 \text{ mho/m}$ ;  $\epsilon_r = 54.7$ ;  $\rho = 1000 \text{ kg/m}^3$   
 Phantom section: Flat Section

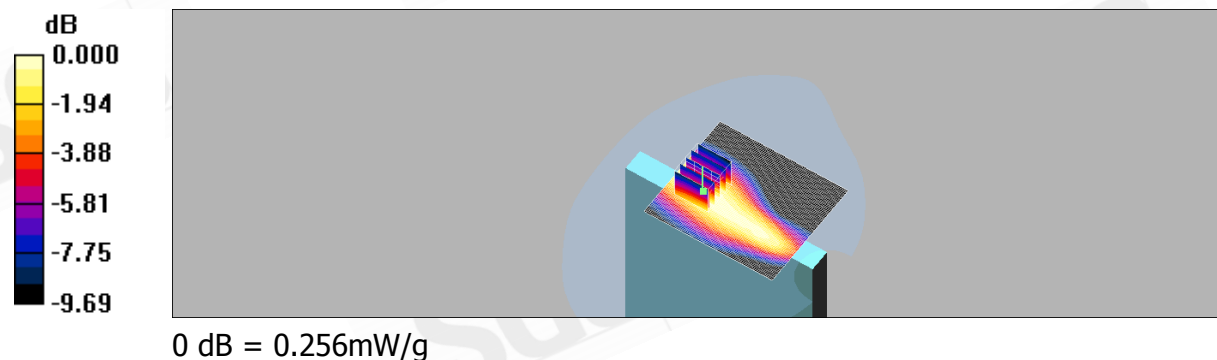
DASY4 Configuration:

- Probe: EX3DV3 - SN3526; ConvF(10.88, 10.88, 10.88); Calibrated: 2009/8/26
- Sensor-Surface: 4mm (Mechanical Surface Detection)
- Electronics: DAE4 Sn547; Calibrated: 2009/1/20
- Phantom: SAM1; Type: SAM 4.0; Serial: TP:1419
- Measurement SW: DASY4, V4.7 Build 80; Postprocessing SW: SEMCAD, V1.8 Build 186

**body/Area Scan (81x71x1):** Measurement grid:  $dx=15\text{mm}$ ,  $dy=15\text{mm}$   
 Maximum value of SAR (interpolated) = 0.258 mW/g

**body/Zoom Scan (5x5x7)/Cube 0:** Measurement grid:  $dx=8\text{mm}$ ,  $dy=8\text{mm}$ ,  
 $dz=5\text{mm}$   
 Reference Value = 15.0 V/m; Power Drift = -0.020 dB  
 Peak SAR (extrapolated) = 0.337 W/kg

**SAR(1 g) = 0.240 mW/g; SAR(10 g) = 0.167 mW/g**  
 Maximum value of SAR (measured) = 0.256 mW/g



Unless otherwise stated the results shown in this test report refer only to the sample(s) tested and such sample(s) are retained for 90 days only. This test report cannot be reproduced, except in full, without prior written permission of the Company. 除非另有說明，此報告結果僅對測試之樣品負責，同時此樣品僅保留90天。本報告未經本公司書面許可，不可部份複製。  
 This document is issued by the Company subject to its General Conditions of Service ([www.sgs.com/terms\\_and\\_conditions.htm](http://www.sgs.com/terms_and_conditions.htm)) and Terms and Conditions for Electronic Documents ([www.sgs.com/terms\\_e-document.htm](http://www.sgs.com/terms_e-document.htm)). Attention is drawn to the limitations of liability, indemnification and jurisdictional issues established therein. Even if printed this electronic document is to be treated as an original within the meaning of UCP 600 article 20b. The authenticity of this document may be verified at [www.sgsonsite.com/authentication](http://www.sgsonsite.com/authentication). Any holder of this document is advised that information contained hereon reflects the Company's findings at the time of its intervention only and within the limits of client's instructions, if any. The Company's sole responsibility is to its Client and this document does not exonerate parties to a transaction from exercising all their rights and obligations under the transaction documents.

## Configuration 4\_CH4132\_HSUPA mode

DUT: IdeaPad S10-3t;

Communication System: WCDMA BAND5; Frequency: 826.4 MHz; Duty Cycle: 1:1  
 Medium: Muscle 900 MHz Medium parameters used (interpolated):  $f = 826.4 \text{ MHz}$ ;  $\sigma = 0.982 \text{ mho/m}$ ;  $\epsilon_r = 55.7$ ;  $\rho = 1000 \text{ kg/m}^3$   
 Phantom section: Flat Section

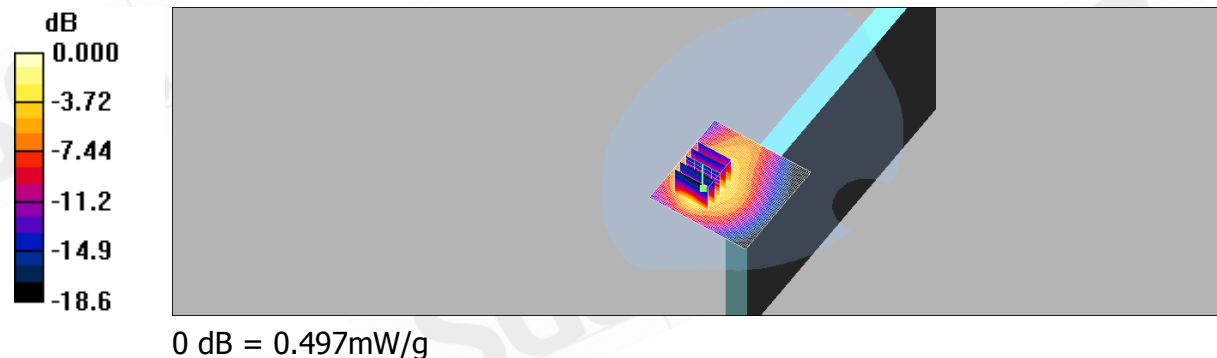
DASY4 Configuration:

- Probe: EX3DV3 - SN3526; ConvF(10.88, 10.88, 10.88); Calibrated: 2009/8/26
- Sensor-Surface: 4mm (Mechanical Surface Detection)
- Electronics: DAE4 Sn547; Calibrated: 2009/1/20
- Phantom: SAM1; Type: SAM 4.0; Serial: TP:1419
- Measurement SW: DASY4, V4.7 Build 80; Postprocessing SW: SEMCAD, V1.8 Build 186

**body/Area Scan (61x61x1):** Measurement grid:  $dx=15\text{mm}$ ,  $dy=15\text{mm}$   
 Maximum value of SAR (interpolated) = 0.470 mW/g

**body/Zoom Scan (5x5x7)/Cube 0:** Measurement grid:  $dx=8\text{mm}$ ,  $dy=8\text{mm}$ ,  
 $dz=5\text{mm}$   
 Reference Value = 10.4 V/m; Power Drift = 0.082 dB  
 Peak SAR (extrapolated) = 1.42 W/kg

**SAR(1 g) = 0.444 mW/g; SAR(10 g) = 0.188 mW/g**  
 Maximum value of SAR (measured) = 0.497 mW/g





## Configuration 4\_CH4183\_HSUPA mode

DUT: IdeaPad S10-3t;

Communication System: WCDMA BAND5; Frequency: 836.6 MHz; Duty Cycle: 1:1  
 Medium: Muscle 900 MHz Medium parameters used:  $f = 837 \text{ MHz}$ ;  $\sigma = 0.992 \text{ mho/m}$ ;  $\epsilon_r = 55.5$ ;  $\rho = 1000 \text{ kg/m}^3$   
 Phantom section: Flat Section

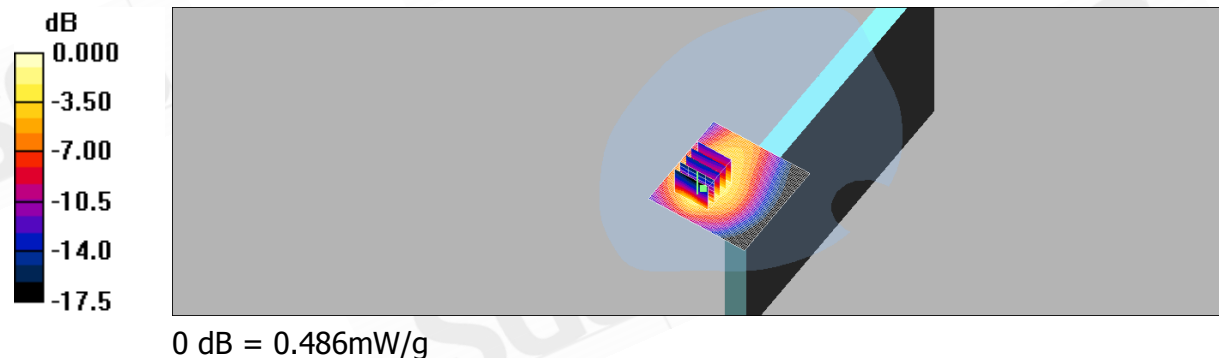
DASY4 Configuration:

- Probe: EX3DV3 - SN3526; ConvF(10.88, 10.88, 10.88); Calibrated: 2009/8/26
- Sensor-Surface: 4mm (Mechanical Surface Detection)
- Electronics: DAE4 Sn547; Calibrated: 2009/1/20
- Phantom: SAM1; Type: SAM 4.0; Serial: TP:1419
- Measurement SW: DASY4, V4.7 Build 80; Postprocessing SW: SEMCAD, V1.8 Build 186

**body/Area Scan (61x61x1):** Measurement grid:  $dx=15\text{mm}$ ,  $dy=15\text{mm}$   
 Maximum value of SAR (interpolated) = 0.465 mW/g

**body/Zoom Scan (5x5x7)/Cube 0:** Measurement grid:  $dx=8\text{mm}$ ,  $dy=8\text{mm}$ ,  
 $dz=5\text{mm}$   
 Reference Value = 10.8 V/m; Power Drift = 0.052 dB  
 Peak SAR (extrapolated) = 1.30 W/kg

**SAR(1 g) = 0.435 mW/g; SAR(10 g) = 0.200 mW/g**  
 Maximum value of SAR (measured) = 0.486 mW/g



Unless otherwise stated the results shown in this test report refer only to the sample(s) tested and such sample(s) are retained for 90 days only. This test report cannot be reproduced, except in full, without prior written permission of the Company. 除非另有說明，此報告結果僅對測試之樣品負責，同時此樣品僅保留90天。本報告未經本公司書面許可，不可部份複製。  
 This document is issued by the Company subject to its General Conditions of Service ([www.sgs.com/terms\\_and\\_conditions.htm](http://www.sgs.com/terms_and_conditions.htm)) and Terms and Conditions for Electronic Documents ([www.sgs.com/terms\\_e-document.htm](http://www.sgs.com/terms_e-document.htm)). Attention is drawn to the limitations of liability, indemnification and jurisdictional issues established therein. Even if printed this electronic document is to be treated as an original within the meaning of UCP 600 article 20b. The authenticity of this document may be verified at [www.sgsonsite.com/authentication](http://www.sgsonsite.com/authentication). Any holder of this document is advised that information contained hereon reflects the Company's findings at the time of its intervention only and within the limits of client's instructions, if any. The Company's sole responsibility is to its Client and this document does not exonerate parties to a transaction from exercising all their rights and obligations under the transaction documents.

## Configuration 4\_CH4233\_HSUPA mode

DUT: IdeaPad S10-3t;

Communication System: WCDMA BAND5; Frequency: 846.6 MHz; Duty Cycle: 1:1  
 Medium: Muscle 900 MHz Medium parameters used:  $f = 847 \text{ MHz}$ ;  $\sigma = 1 \text{ mho/m}$ ;  $\epsilon_r = 55.5$ ;  
 $\rho = 1000 \text{ kg/m}^3$   
 Phantom section: Flat Section

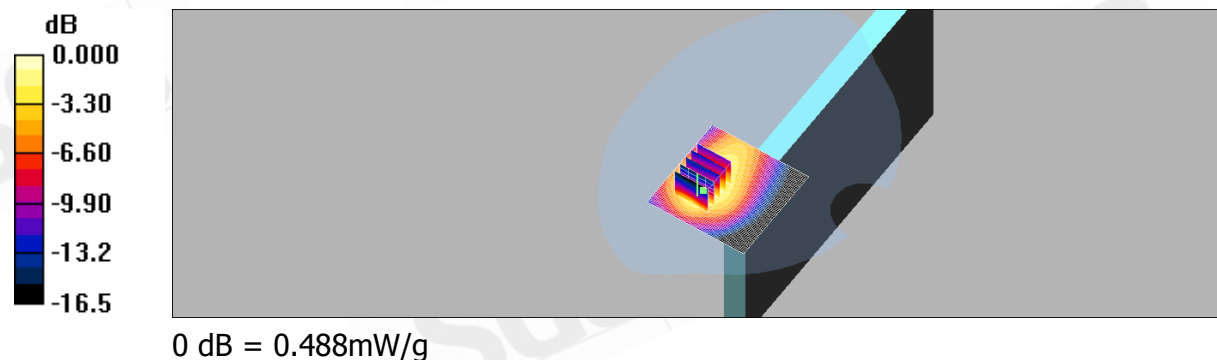
DASY4 Configuration:

- Probe: EX3DV3 - SN3526; ConvF(10.88, 10.88, 10.88); Calibrated: 2009/8/26
- Sensor-Surface: 4mm (Mechanical Surface Detection)
- Electronics: DAE4 Sn547; Calibrated: 2009/1/20
- Phantom: SAM1; Type: SAM 4.0; Serial: TP:1419
- Measurement SW: DASY4, V4.7 Build 80; Postprocessing SW: SEMCAD, V1.8 Build 186

**body/Area Scan (61x61x1):** Measurement grid:  $dx=15\text{mm}$ ,  $dy=15\text{mm}$   
 Maximum value of SAR (interpolated) = 0.464 mW/g

**body/Zoom Scan (5x5x7)/Cube 0:** Measurement grid:  $dx=8\text{mm}$ ,  $dy=8\text{mm}$ ,  
 $dz=5\text{mm}$   
 Reference Value = 11.4 V/m; Power Drift = 0.099 dB  
 Peak SAR (extrapolated) = 1.21 W/kg

**SAR(1 g) = 0.428 mW/g; SAR(10 g) = 0.216 mW/g**  
 Maximum value of SAR (measured) = 0.488 mW/g



Unless otherwise stated the results shown in this test report refer only to the sample(s) tested and such sample(s) are retained for 90 days only. This test report cannot be reproduced, except in full, without prior written permission of the Company. 除非另有說明，此報告結果僅對測試之樣品負責，同時此樣品僅保留90天。本報告未經本公司書面許可，不可部份複製。  
 This document is issued by the Company subject to its General Conditions of Service ([www.sgs.com/terms\\_and\\_conditions.htm](http://www.sgs.com/terms_and_conditions.htm)) and Terms and Conditions for Electronic Documents ([www.sgs.com/terms\\_e-document.htm](http://www.sgs.com/terms_e-document.htm)). Attention is drawn to the limitations of liability, indemnification and jurisdictional issues established therein. Even if printed this electronic document is to be treated as an original within the meaning of UCP 600 article 20b. The authenticity of this document may be verified at [www.sgs.com/site/authentication](http://www.sgs.com/site/authentication). Any holder of this document is advised that information contained hereon reflects the Company's findings at the time of its intervention only and within the limits of client's instructions, if any. The Company's sole responsibility is to its Client and this document does not exonerate parties to a transaction from exercising all their rights and obligations under the transaction documents.

## Configuration 6\_CH4132\_HSUPA mode

DUT: IdeaPad S10-3t;

Communication System: WCDMA BAND5; Frequency: 826.4 MHz; Duty Cycle: 1:1  
 Medium: Muscle 900 MHz Medium parameters used (interpolated):  $f = 826.4 \text{ MHz}$ ;  $\sigma = 0.982 \text{ mho/m}$ ;  $\epsilon_r = 55.7$ ;  $\rho = 1000 \text{ kg/m}^3$   
 Phantom section: Flat Section

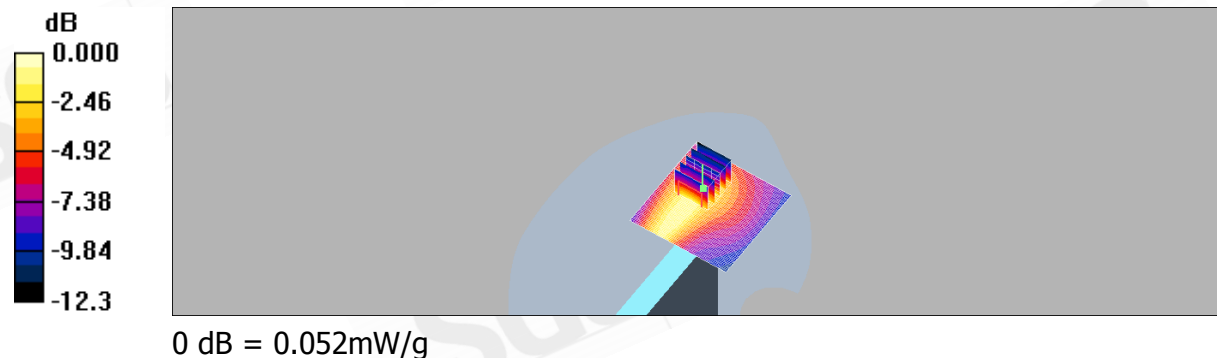
DASY4 Configuration:

- Probe: EX3DV3 - SN3526; ConvF(10.88, 10.88, 10.88); Calibrated: 2009/8/26
- Sensor-Surface: 4mm (Mechanical Surface Detection)
- Electronics: DAE4 Sn547; Calibrated: 2009/1/20
- Phantom: SAM1; Type: SAM 4.0; Serial: TP:1419
- Measurement SW: DASY4, V4.7 Build 80; Postprocessing SW: SEMCAD, V1.8 Build 186

**body/Area Scan (61x61x1):** Measurement grid:  $dx=15\text{mm}$ ,  $dy=15\text{mm}$   
 Maximum value of SAR (interpolated) = 0.052 mW/g

**body/Zoom Scan (5x5x7)/Cube 0:** Measurement grid:  $dx=8\text{mm}$ ,  $dy=8\text{mm}$ ,  
 $dz=5\text{mm}$   
 Reference Value = 4.20 V/m; Power Drift = 0.069 dB  
 Peak SAR (extrapolated) = 0.080 W/kg

**SAR(1 g) = 0.043 mW/g; SAR(10 g) = 0.026 mW/g**  
 Maximum value of SAR (measured) = 0.052 mW/g



Unless otherwise stated the results shown in this test report refer only to the sample(s) tested and such sample(s) are retained for 90 days only. This test report cannot be reproduced, except in full, without prior written permission of the Company. 除非另有說明，此報告結果僅對測試之樣品負責，同時此樣品僅保留90天。本報告未經本公司書面許可，不可部份複製。  
 This document is issued by the Company subject to its General Conditions of Service ([www.sgs.com/terms\\_and\\_conditions.htm](http://www.sgs.com/terms_and_conditions.htm)) and Terms and Conditions for Electronic Documents ([www.sgs.com/terms\\_e-document.htm](http://www.sgs.com/terms_e-document.htm)). Attention is drawn to the limitations of liability, indemnification and jurisdictional issues established therein. Even if printed this electronic document is to be treated as an original within the meaning of UCP 600 article 20b. The authenticity of this document may be verified at [www.sgsonsite.com/authentication](http://www.sgsonsite.com/authentication). Any holder of this document is advised that information contained hereon reflects the Company's findings at the time of its intervention only and within the limits of client's instructions, if any. The Company's sole responsibility is to its Client and this document does not exonerate parties to a transaction from exercising all their rights and obligations under the transaction documents.

## Configuration 6\_CH4183\_HSUPA mode

DUT: IdeaPad S10-3t;

Communication System: WCDMA BAND5; Frequency: 836.6 MHz; Duty Cycle: 1:1  
 Medium: Muscle 900 MHz Medium parameters used:  $f = 837 \text{ MHz}$ ;  $\sigma = 0.992 \text{ mho/m}$ ;  $\epsilon_r = 55.5$ ;  $\rho = 1000 \text{ kg/m}^3$   
 Phantom section: Flat Section

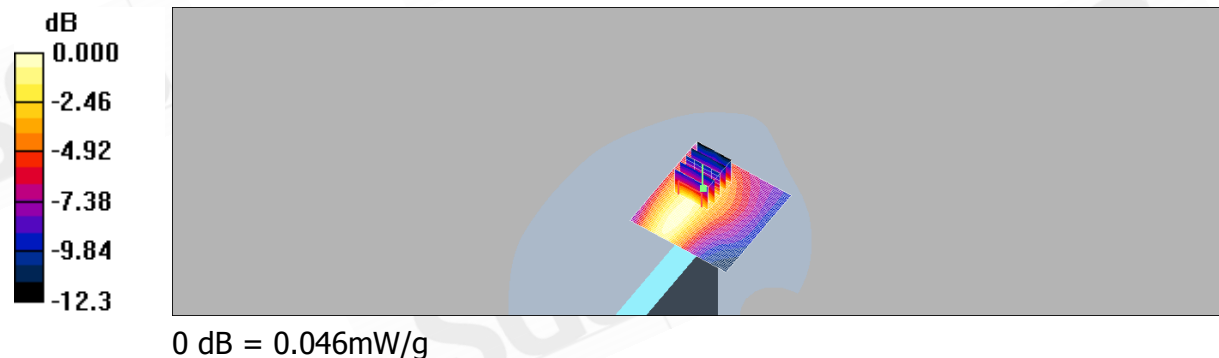
DASY4 Configuration:

- Probe: EX3DV3 - SN3526; ConvF(10.88, 10.88, 10.88); Calibrated: 2009/8/26
- Sensor-Surface: 4mm (Mechanical Surface Detection)
- Electronics: DAE4 Sn547; Calibrated: 2009/1/20
- Phantom: SAM1; Type: SAM 4.0; Serial: TP:1419
- Measurement SW: DASY4, V4.7 Build 80; Postprocessing SW: SEMCAD, V1.8 Build 186

**body/Area Scan (61x61x1):** Measurement grid:  $dx=15\text{mm}$ ,  $dy=15\text{mm}$   
 Maximum value of SAR (interpolated) = 0.048 mW/g

**body/Zoom Scan (5x5x7)/Cube 0:** Measurement grid:  $dx=8\text{mm}$ ,  $dy=8\text{mm}$ ,  
 $dz=5\text{mm}$   
 Reference Value = 4.31 V/m; Power Drift = 0.164 dB  
 Peak SAR (extrapolated) = 0.070 W/kg

**SAR(1 g) = 0.038 mW/g; SAR(10 g) = 0.024 mW/g**  
 Maximum value of SAR (measured) = 0.046 mW/g



Unless otherwise stated the results shown in this test report refer only to the sample(s) tested and such sample(s) are retained for 90 days only. This test report cannot be reproduced, except in full, without prior written permission of the Company. 除非另有說明，此報告結果僅對測試之樣品負責，同時此樣品僅保留90天。本報告未經本公司書面許可，不可部份複製。  
 This document is issued by the Company subject to its General Conditions of Service ([www.sgs.com/terms\\_and\\_conditions.htm](http://www.sgs.com/terms_and_conditions.htm)) and Terms and Conditions for Electronic Documents ([www.sgs.com/terms\\_e-document.htm](http://www.sgs.com/terms_e-document.htm)). Attention is drawn to the limitations of liability, indemnification and jurisdictional issues established therein. Even if printed this electronic document is to be treated as an original within the meaning of UCP 600 article 20b. The authenticity of this document may be verified at [www.sgsonsite.com/authentication](http://www.sgsonsite.com/authentication). Any holder of this document is advised that information contained hereon reflects the Company's findings at the time of its intervention only and within the limits of client's instructions, if any. The Company's sole responsibility is to its Client and this document does not exonerate parties to a transaction from exercising all their rights and obligations under the transaction documents.

## Configuration 6\_CH4233\_HSUPA mode

DUT: IdeaPad S10-3t;

Communication System: WCDMA BAND5; Frequency: 846.6 MHz; Duty Cycle: 1:1  
 Medium: Muscle 900 MHz Medium parameters used:  $f = 847 \text{ MHz}$ ;  $\sigma = 1 \text{ mho/m}$ ;  $\epsilon_r = 55.5$ ;  
 $\rho = 1000 \text{ kg/m}^3$   
 Phantom section: Flat Section

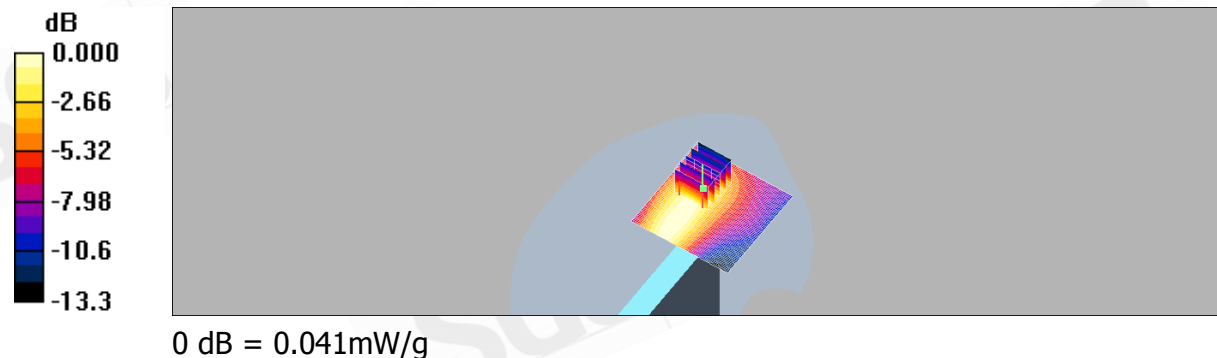
DASY4 Configuration:

- Probe: EX3DV3 - SN3526; ConvF(10.88, 10.88, 10.88); Calibrated: 2009/8/26
- Sensor-Surface: 4mm (Mechanical Surface Detection)
- Electronics: DAE4 Sn547; Calibrated: 2009/1/20
- Phantom: SAM1; Type: SAM 4.0; Serial: TP:1419
- Measurement SW: DASY4, V4.7 Build 80; Postprocessing SW: SEMCAD, V1.8 Build 186

**body/Area Scan (61x61x1):** Measurement grid:  $dx=15\text{mm}$ ,  $dy=15\text{mm}$   
 Maximum value of SAR (interpolated) = 0.043 mW/g

**body/Zoom Scan (5x5x7)/Cube 0:** Measurement grid:  $dx=8\text{mm}$ ,  $dy=8\text{mm}$ ,  
 $dz=5\text{mm}$   
 Reference Value = 4.42 V/m; Power Drift = 0.145 dB  
 Peak SAR (extrapolated) = 0.064 W/kg

**SAR(1 g) = 0.035 mW/g; SAR(10 g) = 0.022 mW/g**  
 Maximum value of SAR (measured) = 0.041 mW/g



Unless otherwise stated the results shown in this test report refer only to the sample(s) tested and such sample(s) are retained for 90 days only. This test report cannot be reproduced, except in full, without prior written permission of the Company. 除非另有說明，此報告結果僅對測試之樣品負責，同時此樣品僅保留90天。本報告未經本公司書面許可，不可部份複製。  
 This document is issued by the Company subject to its General Conditions of Service ([www.sgs.com/terms\\_and\\_conditions.htm](http://www.sgs.com/terms_and_conditions.htm)) and Terms and Conditions for Electronic Documents ([www.sgs.com/terms\\_e-document.htm](http://www.sgs.com/terms_e-document.htm)). Attention is drawn to the limitations of liability, indemnification and jurisdictional issues established therein. Even if printed this electronic document is to be treated as an original within the meaning of UCP 600 article 20b. The authenticity of this document may be verified at [www.sgsonsite.com/authentication](http://www.sgsonsite.com/authentication). Any holder of this document is advised that information contained hereon reflects the Company's findings at the time of its intervention only and within the limits of client's instructions, if any. The Company's sole responsibility is to its Client and this document does not exonerate parties to a transaction from exercising all their rights and obligations under the transaction documents.



## 5. SAR System Performance Verification

Date/Time: 2009/11/10 00:08:49

**DUT: Dipole 835 MHz;**

Communication System: CW; Frequency: 835 MHz; Duty Cycle: 1:1

Medium: Muscle 900 MHz Medium parameters used:  $f = 835 \text{ MHz}$ ;  $\sigma = 0.969 \text{ mho/m}$ ;  $\epsilon_r = 54.7$ ;  $\rho = 1000 \text{ kg/m}^3$

Phantom section: Flat Section

DASY4 Configuration:

- Probe: EX3DV3 - SN3526; ConvF(10.88, 10.88, 10.88); Calibrated: 2009/8/26
- Sensor-Surface: 4mm (Mechanical Surface Detection)
- Electronics: DAE4 Sn547; Calibrated: 2009/1/20
- Phantom: SAM1; Type: SAM 4.0; Serial: TP:1419
- Measurement SW: DASY4, V4.7 Build 80; Postprocessing SW: SEMCAD, V1.8 Build 186

**Pin=250mW/Area Scan (61x61x1):** Measurement grid:  $dx=15\text{mm}$ ,  $dy=15\text{mm}$   
 Maximum value of SAR (interpolated) = 2.56 mW/g

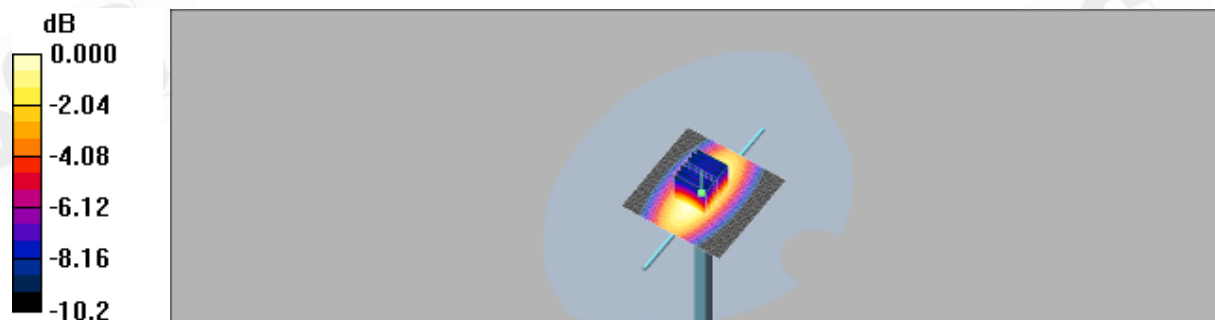
**Pin=250mW/Zoom Scan (7x7x7)/Cube 0:** Measurement grid:  $dx=5\text{mm}$ ,  
 $dy=5\text{mm}$ ,  $dz=5\text{mm}$

Reference Value = 51.9 V/m; Power Drift = 0.003 dB

Peak SAR (extrapolated) = 3.46 W/kg

**SAR(1 g) = 2.43 mW/g; SAR(10 g) = 1.64 mW/g**

Maximum value of SAR (measured) = 2.53 mW/g



0 dB = 2.53mW/g

Unless otherwise stated the results shown in this test report refer only to the sample(s) tested and such sample(s) are retained for 90 days only. This test report cannot be reproduced, except in full, without prior written permission of the Company. 除非另有說明，此報告結果僅對測試之樣品負責，同時此樣品僅保留90天。本報告未經本公司書面許可，不可部份複製。  
 This document is issued by the Company subject to its General Conditions of Service ([www.sgs.com/terms\\_and\\_conditions.htm](http://www.sgs.com/terms_and_conditions.htm)) and Terms and Conditions for Electronic Documents ([www.sgs.com/terms\\_e-document.htm](http://www.sgs.com/terms_e-document.htm)). Attention is drawn to the limitations of liability, indemnification and jurisdictional issues established therein. Even if printed this electronic document is to be treated as an original within the meaning of UCP 600 article 20b. The authenticity of this document may be verified at [www.sgsonsite.com/authentication](http://www.sgsonsite.com/authentication). Any holder of this document is advised that information contained hereon reflects the Company's findings at the time of its intervention only and within the limits of client's instructions, if any. The Company's sole responsibility is to its Client and this document does not exonerate parties to a transaction from exercising all their rights and obligations under the transaction documents.

**DUT: Dipole 1900 MHz;**

Communication System: CW; Frequency: 1900 MHz; Duty Cycle: 1:1

Medium: M1800 & 1900 Medium parameters used:  $f = 1900$  MHz;  $\sigma = 1.63$  mho/m;  $\epsilon_r = 54.6$ ;  
 $\rho = 1000$  kg/m<sup>3</sup>

Phantom section: Flat Section

**DASY4 Configuration:**

- Probe: EX3DV3 - SN3526; ConvF(8.89, 8.89, 8.89); Calibrated: 2009/8/26
- Sensor-Surface: 4mm (Mechanical Surface Detection)
- Electronics: DAE4 Sn547; Calibrated: 2009/1/20
- Phantom: SAM1; Type: SAM 4.0; Serial: TP:1419
- Measurement SW: DASY4, V4.7 Build 80; Postprocessing SW: SEMCAD, V1.8 Build 186

**Pin=250mW/Area Scan (51x61x1):** Measurement grid: dx=15mm, dy=15mm

Maximum value of SAR (interpolated) = 13.6 mW/g

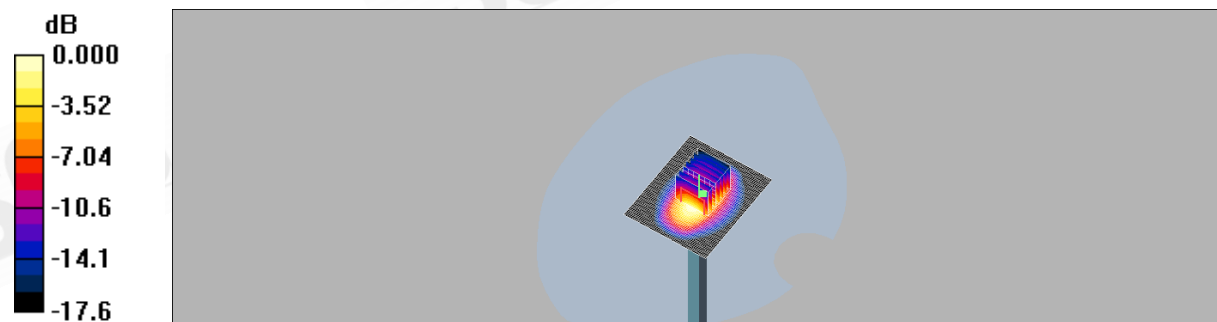
**Pin=250mW/Zoom Scan (7x7x7)/Cube 0:** Measurement grid: dx=5mm, dy=5mm, dz=5mm

Reference Value = 81.8 V/m; Power Drift = 0.125 dB

Peak SAR (extrapolated) = 18.6 W/kg

**SAR(1 g) = 10.3 mW/g; SAR(10 g) = 5.46 mW/g**

Maximum value of SAR (measured) = 11.5 mW/g



0 dB = 11.5mW/g

**DUT: Dipole 835 MHz;**

Communication System: CW; Frequency: 835 MHz; Duty Cycle: 1:1

Medium: Muscle 900 MHz Medium parameters used:  $f = 835 \text{ MHz}$ ;  $\sigma = 0.991 \text{ mho/m}$ ;  $\epsilon_r = 55.6$ ;  $\rho = 1000 \text{ kg/m}^3$

Phantom section: Flat Section

**DASY4 Configuration:**

- Probe: EX3DV3 - SN3526; ConvF(10.88, 10.88, 10.88); Calibrated: 2009/8/26
- Sensor-Surface: 4mm (Mechanical Surface Detection)
- Electronics: DAE4 Sn547; Calibrated: 2009/1/20
- Phantom: SAM1; Type: SAM 4.0; Serial: TP:1419
- Measurement SW: DASY4, V4.7 Build 80; Postprocessing SW: SEMCAD, V1.8 Build 186

**Pin=250mW/Area Scan (61x61x1):** Measurement grid:  $dx=15\text{mm}$ ,  $dy=15\text{mm}$

Maximum value of SAR (interpolated) = 2.65 mW/g


**Pin=250mW/Zoom Scan (7x7x7)/Cube 0:** Measurement grid:  $dx=5\text{mm}$ ,  $dy=5\text{mm}$ ,  $dz=5\text{mm}$

Reference Value = 52.2 V/m; Power Drift = 0.003 dB

Peak SAR (extrapolated) = 3.63 W/kg

**SAR(1 g) = 2.45 mW/g; SAR(10 g) = 1.61 mW/g**

Maximum value of SAR (measured) = 2.65 mW/g



0 dB = 2.65mW/g

Unless otherwise stated the results shown in this test report refer only to the sample(s) tested and such sample(s) are retained for 90 days only. This test report cannot be reproduced, except in full, without prior written permission of the Company. 除非另有說明，此報告結果僅對測試之樣品負責，同時此樣品僅保留90天。本報告未經本公司書面許可，不可部份複製。  
 This document is issued by the Company subject to its General Conditions of Service ([www.sgs.com/terms\\_and\\_conditions.htm](http://www.sgs.com/terms_and_conditions.htm)) and Terms and Conditions for Electronic Documents ([www.sgs.com/terms\\_e-document.htm](http://www.sgs.com/terms_e-document.htm)). Attention is drawn to the limitations of liability, indemnification and jurisdictional issues established therein. Even if printed this electronic document is to be treated as an original within the meaning of UCP 600 article 20b. The authenticity of this document may be verified at [www.sgonsite.com/authentication](http://www.sgonsite.com/authentication). Any holder of this document is advised that information contained hereon reflects the Company's findings at the time of its intervention only and within the limits of client's instructions, if any. The Company's sole responsibility is to its Client and this document does not exonerate parties to a transaction from exercising all their rights and obligations under the transaction documents.

**DUT: Dipole 1900 MHz;**

Communication System: CW; Frequency: 1900 MHz; Duty Cycle: 1:1

Medium: M1800 & 1900 Medium parameters used:  $f = 1900 \text{ MHz}$ ;  $\sigma = 1.6 \text{ mho/m}$ ;  $\epsilon_r = 54.4$ ;  
 $\rho = 1000 \text{ kg/m}^3$

Phantom section: Flat Section

**DASY4 Configuration:**

- Probe: EX3DV3 - SN3526; ConvF(8.89, 8.89, 8.89); Calibrated: 2009/8/26
- Sensor-Surface: 4mm (Mechanical Surface Detection)
- Electronics: DAE4 Sn547; Calibrated: 2009/1/20
- Phantom: SAM1; Type: SAM 4.0; Serial: TP:1419
- Measurement SW: DASY4, V4.7 Build 80; Postprocessing SW: SEMCAD, V1.8 Build 186

**Pin=250mW/Area Scan (51x61x1):** Measurement grid:  $dx=15\text{mm}$ ,  $dy=15\text{mm}$

Maximum value of SAR (interpolated) = 13.1 mW/g


**Pin=250mW/Zoom Scan (7x7x7)/Cube 0:** Measurement grid:  $dx=5\text{mm}$ ,  
 $dy=5\text{mm}$ ,  $dz=5\text{mm}$

Reference Value = 84.6 V/m; Power Drift = -0.059 dB

Peak SAR (extrapolated) = 18.8 W/kg

**SAR(1 g) = 10.4 mW/g; SAR(10 g) = 5.39 mW/g**

Maximum value of SAR (measured) = 11.6 mW/g



0 dB = 11.6mW/g

Unless otherwise stated the results shown in this test report refer only to the sample(s) tested and such sample(s) are retained for 90 days only. This test report cannot be reproduced, except in full, without prior written permission of the Company. 除非另有說明，此報告結果僅對測試之樣品負責，同時此樣品僅保留90天。本報告未經本公司書面許可，不可部份複製。  
 This document is issued by the Company subject to its General Conditions of Service ([www.sgs.com/terms\\_and\\_conditions.htm](http://www.sgs.com/terms_and_conditions.htm)) and Terms and Conditions for Electronic Documents ([www.sgs.com/terms\\_e-document.htm](http://www.sgs.com/terms_e-document.htm)). Attention is drawn to the limitations of liability, indemnification and jurisdictional issues established therein. Even if printed this electronic document is to be treated as an original within the meaning of UCP 600 article 20b. The authenticity of this document may be verified at [www.sgs.com/site/authentication](http://www.sgs.com/site/authentication). Any holder of this document is advised that information contained hereon reflects the Company's findings at the time of its intervention only and within the limits of client's instructions, if any. The Company's sole responsibility is to its Client and this document does not exonerate parties to a transaction from exercising all their rights and obligations under the transaction documents.

**DUT: Dipole 835 MHz;**

Communication System: CW; Frequency: 835 MHz; Duty Cycle: 1:1

Medium: Muscle 900 MHz Medium parameters used:  $f = 835 \text{ MHz}$ ;  $\sigma = 0.991 \text{ mho/m}$ ;  $\epsilon_r = 55.6$ ;  $\rho = 1000 \text{ kg/m}^3$

Phantom section: Flat Section

**DASY4 Configuration:**

- Probe: EX3DV3 - SN3526; ConvF(10.88, 10.88, 10.88); Calibrated: 2009/8/26
- Sensor-Surface: 4mm (Mechanical Surface Detection)
- Electronics: DAE4 Sn547; Calibrated: 2009/1/20
- Phantom: SAM1; Type: SAM 4.0; Serial: TP:1419
- Measurement SW: DASY4, V4.7 Build 80; Postprocessing SW: SEMCAD, V1.8 Build 186

**Pin=250mW/Area Scan (61x61x1):** Measurement grid: dx=15mm, dy=15mm

Maximum value of SAR (interpolated) = 2.83 mW/g

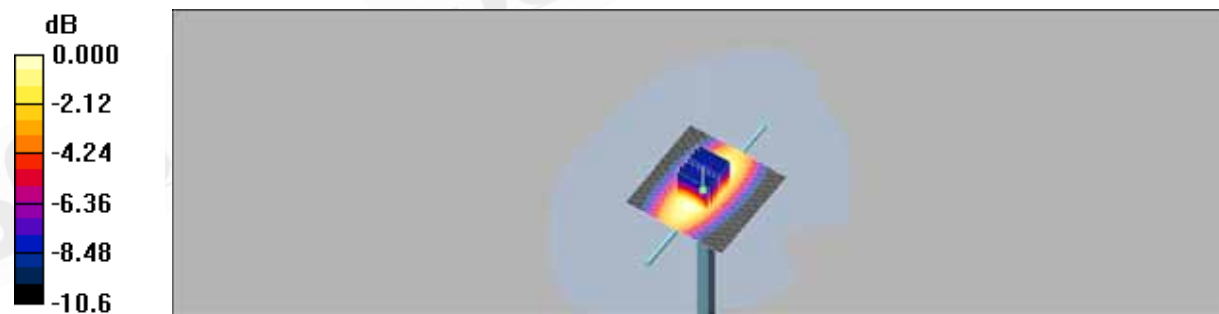
**Pin=250mW/Zoom Scan (7x7x7)/Cube 0:** Measurement grid: dx=5mm, dy=5mm, dz=5mm

Reference Value = 53.4 V/m; Power Drift = 0.022 dB

Peak SAR (extrapolated) = 3.97 W/kg

**SAR(1 g) = 2.61 mW/g; SAR(10 g) = 1.7 mW/g**

Maximum value of SAR (measured) = 2.83 mW/g



0 dB = 2.83mW/g

Unless otherwise stated the results shown in this test report refer only to the sample(s) tested and such sample(s) are retained for 90 days only. This test report cannot be reproduced, except in full, without prior written permission of the Company. 除非另有說明，此報告結果僅對測試之樣品負責，同時此樣品僅保留90天。本報告未經本公司書面許可，不可部份複製。  
 This document is issued by the Company subject to its General Conditions of Service ([www.sgs.com/terms\\_and\\_conditions.htm](http://www.sgs.com/terms_and_conditions.htm)) and Terms and Conditions for Electronic Documents ([www.sgs.com/terms\\_e-document.htm](http://www.sgs.com/terms_e-document.htm)). Attention is drawn to the limitations of liability, indemnification and jurisdictional issues established therein. Even if printed this electronic document is to be treated as an original within the meaning of UCP 600 article 20b. The authenticity of this document may be verified at [www.sgsonsite.com/authentication](http://www.sgsonsite.com/authentication). Any holder of this document is advised that information contained hereon reflects the Company's findings at the time of its intervention only and within the limits of client's instructions, if any. The Company's sole responsibility is to its Client and this document does not exonerate parties to a transaction from exercising all their rights and obligations under the transaction documents.



**DUT: Dipole 1900 MHz;**

Communication System: CW; Frequency: 1900 MHz; Duty Cycle: 1:1

Medium: M1800 & 1900 Medium parameters used:  $f = 1900$  MHz;  $\sigma = 1.61$  mho/m;  $\epsilon_r = 54.4$ ;  
 $\rho = 1000$  kg/m<sup>3</sup>

Phantom section: Flat Section

**DASY4 Configuration:**

- Probe: EX3DV3 - SN3526; ConvF(8.89, 8.89, 8.89); Calibrated: 2009/8/26
- Sensor-Surface: 4mm (Mechanical Surface Detection)
- Electronics: DAE4 Sn547; Calibrated: 2009/1/20
- Phantom: SAM2; Type: SAM 4.0; Serial: TP:1270
- Measurement SW: DASY4, V4.7 Build 80; Postprocessing SW: SEMCAD, V1.8 Build 186

**Pin=250mW/Area Scan (51x61x1):** Measurement grid: dx=15mm, dy=15mm

Maximum value of SAR (interpolated) = 14.4 mW/g

**Pin=250mW/Zoom Scan (7x7x7)/Cube 0:** Measurement grid: dx=5mm,

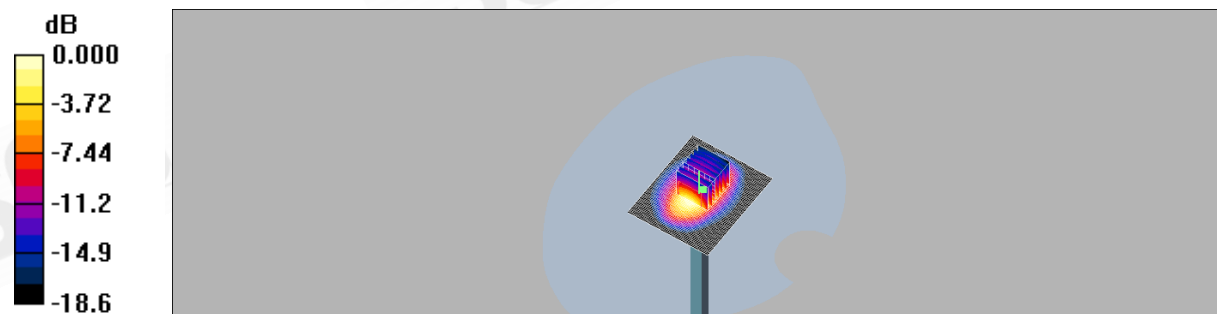
dy=5mm, dz=5mm

Reference Value = 85.3 V/m; Power Drift = 0.071 dB

Peak SAR (extrapolated) = 20.7 W/kg

**SAR(1 g) = 11 mW/g; SAR(10 g) = 5.62 mW/g**

Maximum value of SAR (measured) = 12.2 mW/g



0 dB = 12.2mW/g

Unless otherwise stated the results shown in this test report refer only to the sample(s) tested and such sample(s) are retained for 90 days only. This test report cannot be reproduced, except in full, without prior written permission of the Company. 除非另有說明，此報告結果僅對測試之樣品負責，同時此樣品僅保留90天。本報告未經本公司書面許可，不可部份複製。  
 This document is issued by the Company subject to its General Conditions of Service ([www.sgs.com/terms\\_and\\_conditions.htm](http://www.sgs.com/terms_and_conditions.htm)) and Terms and Conditions for Electronic Documents ([www.sgs.com/terms\\_e-document.htm](http://www.sgs.com/terms_e-document.htm)). Attention is drawn to the limitations of liability, indemnification and jurisdictional issues established therein. Even if printed this electronic document is to be treated as an original within the meaning of UCP 600 article 20b. The authenticity of this document may be verified at [www.sgsonsite.com/authentication](http://www.sgsonsite.com/authentication). Any holder of this document is advised that information contained hereon reflects the Company's findings at the time of its intervention only and within the limits of client's instructions, if any. The Company's sole responsibility is to its Client and this document does not exonerate parties to a transaction from exercising all their rights and obligations under the transaction documents.

## 6. DAE & Probe Calibration certificate

Calibration Laboratory of  
Schmid & Partner  
Engineering AG  
Zeughausstrasse 43, 8004 Zurich, Switzerland



S Schweizerischer Kalibrierdienst  
C Service suisse d'étalonnage  
S Servizio svizzero di taratura  
S Swiss Calibration Service

Accredited by the Swiss Accreditation Service (SAS)  
The Swiss Accreditation Service is one of the signatories to the EA  
Multilateral Agreement for the recognition of calibration certificates

Accreditation No.: SCS 108

Client **SGS (Auden)**

Certificate No: DAE4-547\_Jan09

CALIBRATION CERTIFICATE			
Object	DAE4 - SD 000 D04 BJ - SN: 547		
Calibration procedure(s)	QA CAL-06.v12 Calibration procedure for the data acquisition electronics (DAE)		
Calibration date:	January 19, 2009		
Condition of the calibrated item	In Tolerance		
This calibration certificate documents the traceability to national standards, which realize the physical units of measurements (SI). The measurements and the uncertainties with confidence probability are given on the following pages and are part of the certificate.			
All calibrations have been conducted in the closed laboratory facility: environment temperature (22 ± 3)°C and humidity < 70%.			
Calibration Equipment used (M&TE critical for calibration)			
Primary Standards	ID #	Cal Date (Certificate No.)	Scheduled Calibration
Fuke Process Calibrator Type 702	SN: 6295803	30-Sep-08 (No: 7673)	Sep-09
Keithley Multimeter Type 2001	SN: 0810278	30-Sep-08 (No: 7670)	Sep-09
Secondary Standards	ID #	Check Date (in house)	Scheduled Check
Calibrator IBox V1.1	SE UMS 006 AB 1004	06-Jun-08 (in house check)	In house check: Jun-09
Calibrated by:	Name Daniel Hess	Function Technician	Signature <i>D. Hess</i>
Approved by:	Name Fin Bornholt	Function R&D Director	Signature <i>F. Bornholt</i>
			Issued: January 20, 2009
This calibration certificate shall not be reproduced except in full without written approval of the laboratory.			

Certificate No: DAE4-547\_Jan09

Page 1 of 5

Unless otherwise stated the results shown in this test report refer only to the sample(s) tested and such sample(s) are retained for 90 days only. This test report cannot be reproduced, except in full, without prior written permission of the Company. 除非另有說明，此報告結果僅對測試之樣品負責，同時此樣品僅保留90天。本報告未經本公司書面許可，不可部份複製。  
This document is issued by the Company subject to its General Conditions of Service ([www.sgs.com/terms\\_and\\_conditions.htm](http://www.sgs.com/terms_and_conditions.htm)) and Terms and Conditions for Electronic Documents ([www.sgs.com/terms\\_e-document.htm](http://www.sgs.com/terms_e-document.htm)). Attention is drawn to the limitations of liability, indemnification and jurisdictional issues established therein. Even if printed this electronic document is to be treated as an original within the meaning of UCP 600 article 20b. The authenticity of this document may be verified at [www.sgs.com/authentication](http://www.sgs.com/authentication). Any holder of this document is advised that information contained hereon reflects the Company's findings at the time of its intervention only and within the limits of client's instructions, if any. The Company's sole responsibility is to its Client and this document does not exonerate parties to a transaction from exercising all their rights and obligations under the transaction documents.

**Calibration Laboratory of  
Schmid & Partner  
Engineering AG**  
Zeughausstrasse 43, 8004 Zurich, Switzerland



**S** Schweizerischer Kalibrierdienst  
**S** Service suisse d'étalonnage  
**C** Servizio svizzero di taratura  
**S** Swiss Calibration Service

Accredited by the Swiss Accreditation Service (SAS)  
The Swiss Accreditation Service is one of the signatories to the EA  
Multilateral Agreement for the recognition of calibration certificates

Accreditation No.: **SCS 108**

Client **SGS (Auden)**

Certificate No: **EX3-3526\_Aug09**

## CALIBRATION CERTIFICATE

Object: **EX3DV3 - SN-3526**

Calibration procedure(s): **QA CAL-01.v6, QA CAL-14.v3, QA CAL-23.v3 and QA CAL-25.v2  
Calibration procedure for dosimetric E-field probes**

Calibration date: **August 26, 2009**

Condition of the calibrated item: **In Tolerance**

This calibration certificate documents the traceability to national standards, which realize the physical units of measurements (SI).  
The measurements and the uncertainties with confidence probability are given on the following pages and are part of the certificate.

All calibrations have been conducted in the closed laboratory facility, environment temperature (22 ± 3)°C and humidity < 70%.

Calibration Equipment used (M&TE critical for calibration):

Primary Standards	ID #	Cal Date (Certificate No.)	Scheduled Calibration
Power meter E4419B	GB41293874	1-Apr-09 (No. 217-01030)	Apr-10
Power sensor E4412A	MY41495277	1-Apr-09 (No. 217-01030)	Apr-10
Power sensor E4412A	MY41498087	1-Apr-09 (No. 217-01030)	Apr-10
Reference 3 dB Attenuator	SN: S5054 (3c)	31-Mar-09 (No. 217-01028)	Mar-10
Reference 20 dB Attenuator	SN: S5086 (20b)	31-Mar-09 (No. 217-01028)	Mar-10
Reference 30 dB Attenuator	SN: S5129 (30b)	31-Mar-09 (No. 217-01027)	Mar-10
Reference Probe ES3DV2	SN: 3013	2-Jan-09 (No. ES3-3013_Jan09)	Jan-10
DAE4	SN: 660	9-Sep-08 (No. DAE4-660_Sep08)	Sep-09

Secondary Standards	ID #	Check Date (in house)	Scheduled Check
RF generator HP 8648C	US3642U01700	4-Aug-99 (in house check Oct-07)	In house check: Oct-09
Network Analyzer HP 8753E	US37390565	18-Oct-01 (in house check Oct-08)	In house check: Oct-09

Calibrated by:	Name	Function	Signature
	Katja Pokovic	Technical Manager	
Approved by:	Nils Kuster	Quality Manager	

This calibration certificate shall not be reproduced except in full without written approval of the laboratory.

Issued: August 26, 2009

Unless otherwise stated the results shown in this test report refer only to the sample(s) tested and such sample(s) are retained for 90 days only. This test report cannot be reproduced, except in full, without prior written permission of the Company. 除非另有說明，此報告結果僅對測試之樣品負責，同時此樣品僅保留90天。本報告未經本公司書面許可，不可部份複製。  
This document is issued by the Company subject to its General Conditions of Service ([www.sgs.com/terms\\_and\\_conditions.htm](http://www.sgs.com/terms_and_conditions.htm)) and Terms and Conditions for Electronic Documents ([www.sgs.com/terms\\_e-document.htm](http://www.sgs.com/terms_e-document.htm)). Attention is drawn to the limitations of liability, indemnification and jurisdictional issues established therein. Even if printed this electronic document is to be treated as an original within the meaning of UCP 600 article 20b. The authenticity of this document may be verified at [www.sgs.com/authentication](http://www.sgs.com/authentication). Any holder of this document is advised that information contained hereon reflects the Company's findings at the time of its intervention only and within the limits of client's instructions, if any. The Company's sole responsibility is to its Client and this document does not exonerate parties to a transaction from exercising all their rights and obligations under the transaction documents.

Calibration Laboratory of  
Schmid & Partner  
Engineering AG  
Zeughausstrasse 43, 8004 Zurich, Switzerland



S Schweizerischer Kalibrierdienst  
C Service suisse d'étalonnage  
S Servizio svizzero di taratura  
S Swiss Calibration Service

Accredited by the Swiss Accreditation Service (SAS)  
The Swiss Accreditation Service is one of the signatories to the EA  
Multilateral Agreement for the recognition of calibration certificates

Accreditation No.: SCS 108

#### Glossary:

TSL	tissue simulating liquid
NORM <sub>x,y,z</sub>	sensitivity in free space
ConvF	sensitivity in TSL / NORM <sub>x,y,z</sub>
DCP	diode compression point
Polarization $\varphi$	$\varphi$ rotation around probe axis
Polarization $\theta$	$\theta$ rotation around an axis that is in the plane normal to probe axis (at measurement center), i.e., $\theta = 0$ is normal to probe axis

#### Calibration is Performed According to the Following Standards:

- IEEE Std 1528-2003, "IEEE Recommended Practice for Determining the Peak Spatial-Averaged Specific Absorption Rate (SAR) in the Human Head from Wireless Communications Devices: Measurement Techniques", December 2003
- IEC 62209-1, "Procedure to measure the Specific Absorption Rate (SAR) for hand-held devices used in close proximity to the ear (frequency range of 300 MHz to 3 GHz)", February 2005

#### Methods Applied and Interpretation of Parameters:

- NORM<sub>x,y,z</sub>**: Assessed for E-field polarization  $\theta = 0$  ( $f \leq 900$  MHz in TEM-cell;  $f > 1800$  MHz: R22 waveguide). NORM<sub>x,y,z</sub> are only intermediate values, i.e., the uncertainties of NORM<sub>x,y,z</sub> does not effect the E<sup>2</sup>-field uncertainty inside TSL (see below ConvF).
- NORM(f)<sub>x,y,z</sub> = NORM<sub>x,y,z</sub> \* frequency\_response** (see Frequency Response Chart). This linearization is implemented in DASY4 software versions later than 4.2. The uncertainty of the frequency response is included in the stated uncertainty of ConvF.
- DCP<sub>x,y,z</sub>**: DCP are numerical linearization parameters assessed based on the data of power sweep (no uncertainty required). DCP does not depend on frequency nor media.
- ConvF and Boundary Effect Parameters**: Assessed in flat phantom using E-field (or Temperature Transfer Standard for  $f \leq 800$  MHz) and inside waveguide using analytical field distributions based on power measurements for  $f > 800$  MHz. The same setups are used for assessment of the parameters applied for boundary compensation (alpha, depth) of which typical uncertainty values are given. These parameters are used in DASY4 software to improve probe accuracy close to the boundary. The sensitivity in TSL corresponds to NORM<sub>x,y,z</sub> \* ConvF whereby the uncertainty corresponds to that given for ConvF. A frequency dependent ConvF is used in DASY version 4.4 and higher which allows extending the validity from  $\pm 50$  MHz to  $\pm 100$  MHz.
- Spherical isotropy (3D deviation from isotropy)**: in a field of low gradients realized using a flat phantom exposed by a patch antenna.
- Sensor Offset**: The sensor offset corresponds to the offset of virtual measurement center from the probe tip (on probe axis). No tolerance required.



EX3DV3 SN:3526

August 26, 2009

# Probe EX3DV3

## SN:3526

Manufactured:	March 19, 2004
Last calibrated:	August 26, 2008
Recalibrated:	August 26, 2009

Calibrated for DASY Systems

(Note: non-compatible with DASY2 system!)



EX3DV3 SN:3526

August 26, 2009

## DASY - Parameters of Probe: EX3DV3 SN:3526

### Sensitivity in Free Space<sup>A</sup>

NormX	0.99 ± 10.1%	$\mu V/(V/m)^2$
NormY	0.82 ± 10.1%	$\mu V/(V/m)^2$
NormZ	0.91 ± 10.1%	$\mu V/(V/m)^2$

### Diode Compression<sup>B</sup>

DCP X	94 mV
DCP Y	97 mV
DCP Z	95 mV

### Sensitivity in Tissue Simulating Liquid (Conversion Factors)

Please see Page 8.

### Boundary Effect

TSL                    900 MHz    Typical SAR gradient: 5 % per mm

Sensor Center to Phantom Surface Distance		2.0 mm	3.0 mm
SAR <sub>90</sub> [%]	Without Correction Algorithm	9.2	6.0
SAR <sub>90</sub> [%]	With Correction Algorithm	0.9	0.4

TSL                    1750 MHz    Typical SAR gradient: 10 % per mm

Sensor Center to Phantom Surface Distance		2.0 mm	3.0 mm
SAR <sub>90</sub> [%]	Without Correction Algorithm	3.6	1.3
SAR <sub>90</sub> [%]	With Correction Algorithm	0.8	0.3

### Sensor Offset

Probe Tip to Sensor Center                    1.0 mm

The reported uncertainty of measurement is stated as the standard uncertainty of measurement multiplied by the coverage factor k=2, which for a normal distribution corresponds to a coverage probability of approximately 95%.

<sup>A</sup> The uncertainties of NormX,Y,Z do not affect the E<sup>2</sup>-field uncertainty inside TSL (see Page 8).

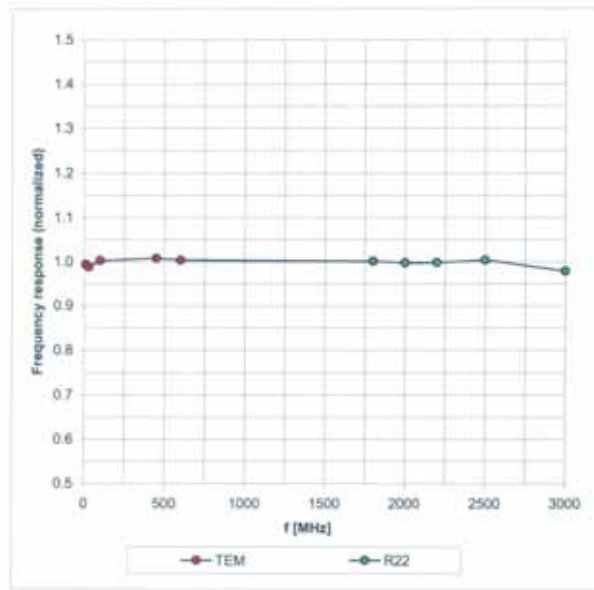
<sup>B</sup> Numerical linearization parameter: uncertainty not required.

EX3DV3 SN:3526

August 26, 2009

## Frequency Response of E-Field

(TEM-Cell:ifi110 EXX, Waveguide: R22)

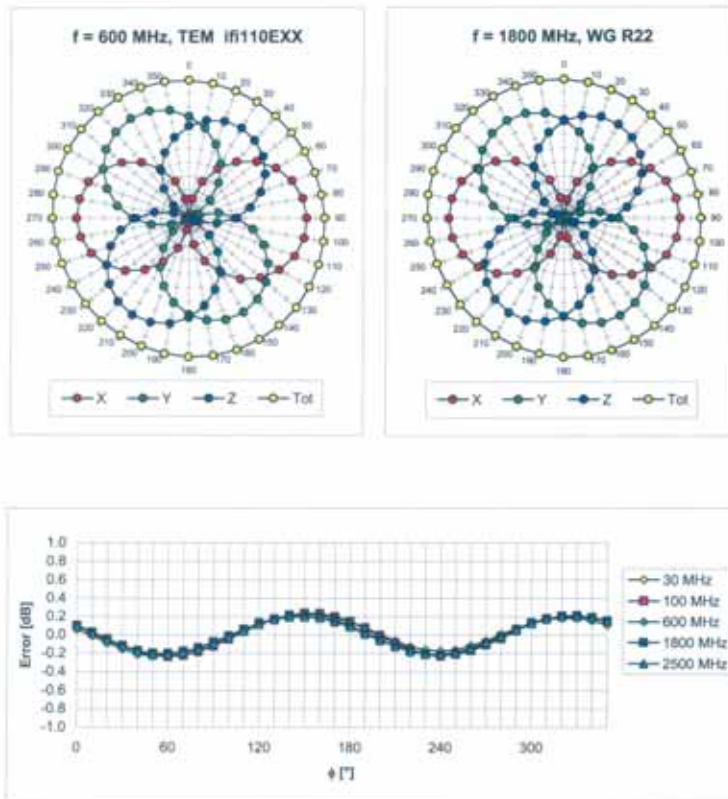


Uncertainty of Frequency Response of E-field:  $\pm 6.3\%$  (k=2)

EX3DV3 SN:3526

August 26, 2009

### Receiving Pattern ( $\phi$ ), $\theta = 0^\circ$

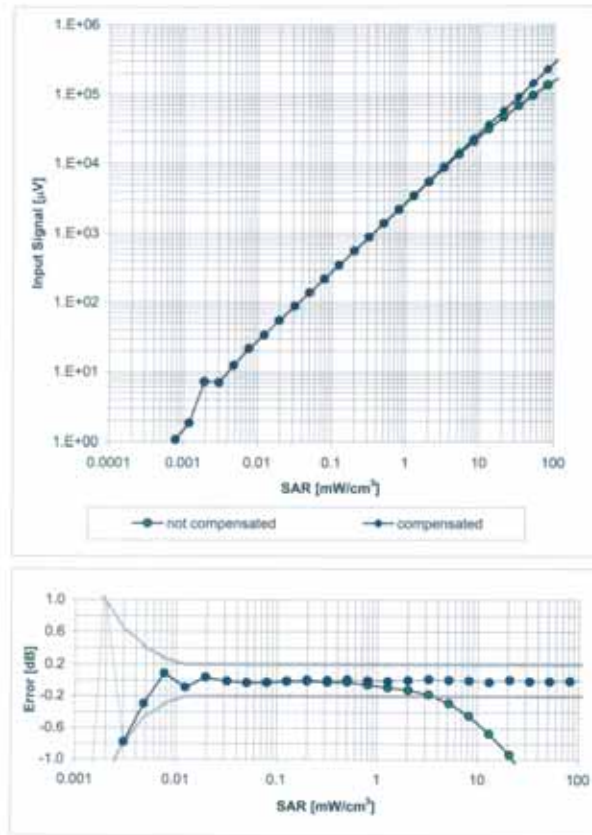


Uncertainty of Axial Isotropy Assessment:  $\pm 0.5\%$  (k=2)

EX3DV3 SN:3526

August 26, 2009

### Dynamic Range $f(SAR_{head})$ (Waveguide R22, $f = 1800$ MHz)



Uncertainty of Linearity Assessment:  $\pm 0.6\%$  ( $k=2$ )

Unless otherwise stated the results shown in this test report refer only to the sample(s) tested and such sample(s) are retained for 90 days only. This test report cannot be reproduced, except in full, without prior written permission of the Company. 除非另有說明，此報告結果僅對測試之樣品負責，同時此樣品僅保留90天。本報告未經本公司書面許可，不可部份複製。  
This document is issued by the Company subject to its General Conditions of Service ([www.sgs.com/terms\\_and\\_conditions.htm](http://www.sgs.com/terms_and_conditions.htm)) and Terms and Conditions for Electronic Documents ([www.sgs.com/terms\\_e-document.htm](http://www.sgs.com/terms_e-document.htm)). Attention is drawn to the limitations of liability, indemnification and jurisdictional issues established therein. Even if printed this electronic document is to be treated as an original within the meaning of UCP 600 article 20b. The authenticity of this document may be verified at [www.sgs.com/authentication](http://www.sgs.com/authentication). Any holder of this document is advised that information contained hereon reflects the Company's findings at the time of its intervention only and within the limits of client's instructions, if any. The Company's sole responsibility is to its Client and this document does not exonerate parties to a transaction from exercising all their rights and obligations under the transaction documents.

EX3DV3 SN:3526

August 26, 2009

## Conversion Factor Assessment

f [MHz]	Validity [MHz] <sup>c</sup>	TSL	Permittivity	Conductivity	Alpha	Depth	ConvF Uncertainty
835	± 50 / ± 100	Head	41.5 ± 5%	0.90 ± 5%	0.48	0.74	11.06 ± 11.0% (k=2)
900	± 50 / ± 100	Head	41.5 ± 5%	0.97 ± 5%	0.46	0.74	10.70 ± 11.0% (k=2)
1750	± 50 / ± 100	Head	40.1 ± 5%	1.37 ± 5%	0.33	0.75	9.75 ± 11.0% (k=2)
1900	± 50 / ± 100	Head	40.0 ± 5%	1.40 ± 5%	0.43	0.68	9.38 ± 11.0% (k=2)
2000	± 50 / ± 100	Head	40.0 ± 5%	1.40 ± 5%	0.42	0.67	9.19 ± 11.0% (k=2)
2450	± 50 / ± 100	Head	39.2 ± 5%	1.80 ± 5%	0.22	1.01	8.43 ± 11.0% (k=2)
5200	± 50 / ± 100	Head	36.0 ± 5%	4.66 ± 5%	0.40	1.80	5.35 ± 13.1% (k=2)
5300	± 50 / ± 100	Head	35.9 ± 5%	4.76 ± 5%	0.40	1.80	5.06 ± 13.1% (k=2)
5600	± 50 / ± 100	Head	35.5 ± 5%	5.07 ± 5%	0.40	1.80	4.86 ± 13.1% (k=2)
5800	± 50 / ± 100	Head	35.3 ± 5%	5.27 ± 5%	0.50	1.80	4.61 ± 13.1% (k=2)
835	± 50 / ± 100	Body	55.2 ± 5%	0.97 ± 5%	0.47	0.74	10.88 ± 11.0% (k=2)
900	± 50 / ± 100	Body	55.0 ± 5%	1.05 ± 5%	0.51	0.74	10.59 ± 11.0% (k=2)
1750	± 50 / ± 100	Body	53.4 ± 5%	1.49 ± 5%	0.43	0.76	9.29 ± 11.0% (k=2)
1900	± 50 / ± 100	Body	53.3 ± 5%	1.52 ± 5%	0.37	0.78	8.89 ± 11.0% (k=2)
2000	± 50 / ± 100	Body	53.3 ± 5%	1.52 ± 5%	0.30	1.01	9.07 ± 11.0% (k=2)
2450	± 50 / ± 100	Body	52.7 ± 5%	1.95 ± 5%	0.24	0.94	8.52 ± 11.0% (k=2)
2600	± 50 / ± 100	Body	52.5 ± 5%	2.16 ± 5%	0.51	0.62	8.42 ± 11.0% (k=2)
3500	± 50 / ± 100	Body	51.3 ± 5%	3.31 ± 5%	0.34	1.25	7.36 ± 13.1% (k=2)
5200	± 50 / ± 100	Body	49.0 ± 5%	5.30 ± 5%	0.55	1.90	4.29 ± 13.1% (k=2)
5300	± 50 / ± 100	Body	48.5 ± 5%	5.42 ± 5%	0.55	1.90	3.98 ± 13.1% (k=2)
5600	± 50 / ± 100	Body	48.5 ± 5%	5.77 ± 5%	0.60	1.90	3.69 ± 13.1% (k=2)
5800	± 50 / ± 100	Body	48.2 ± 5%	6.00 ± 5%	0.60	1.90	4.05 ± 13.1% (k=2)

<sup>c</sup> The validity of ± 100 MHz only applies for DASY v4.4 and higher (see Page 2). The uncertainty is the RSS of the ConvF uncertainty at calibration frequency and the uncertainty for the indicated frequency band.

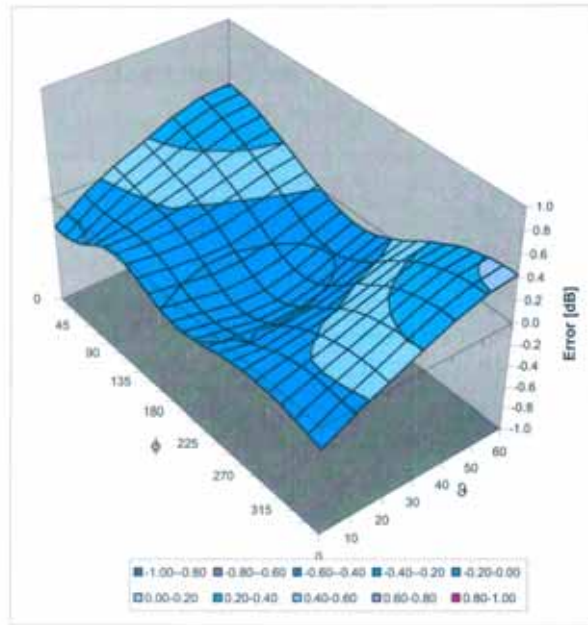


EX3DV3 SN:3526

August 26, 2009

## Deviation from Isotropy in HSL

Error ( $\phi, \theta$ ),  $f = 900$  MHz



Uncertainty of Spherical Isotropy Assessment:  $\pm 2.6\%$  ( $k=2$ )

## 7. Uncertainty Analysis

DASY4 Uncertainty Budget According to IEEE P1528 [1]								
Error Description	Uncertainty value	Prob. Dist.	Div.	( $c_i$ ) 1g	( $c_i$ ) 10g	Std. Unc. (1g)	Std. Unc. (10g)	( $v_i$ ) $v_{eff}$
<b>Measurement System</b>								
Probe Calibration	±4.8 %	N	1	1	1	±4.8 %	±4.8 %	∞
Axial Isotropy	±4.7 %	R	$\sqrt{3}$	0.7	0.7	±1.9 %	±1.9 %	∞
Hemispherical Isotropy	±9.6 %	R	$\sqrt{3}$	0.7	0.7	±3.9 %	±3.9 %	∞
Boundary Effects	±1.0 %	R	$\sqrt{3}$	1	1	±0.6 %	±0.6 %	∞
Linearity	±4.7 %	R	$\sqrt{3}$	1	1	±2.7 %	±2.7 %	∞
System Detection Limits	±1.0 %	R	$\sqrt{3}$	1	1	±0.6 %	±0.6 %	∞
Readout Electronics	±1.0 %	N	1	1	1	±1.0 %	±1.0 %	∞
Response Time	±0.8 %	R	$\sqrt{3}$	1	1	±0.5 %	±0.5 %	∞
Integration Time	±2.6 %	R	$\sqrt{3}$	1	1	±1.5 %	±1.5 %	∞
RF Ambient Conditions	±3.0 %	R	$\sqrt{3}$	1	1	±1.7 %	±1.7 %	∞
Probe Positioner	±0.4 %	R	$\sqrt{3}$	1	1	±0.2 %	±0.2 %	∞
Probe Positioning	±2.9 %	R	$\sqrt{3}$	1	1	±1.7 %	±1.7 %	∞
Max. SAR Eval.	±1.0 %	R	$\sqrt{3}$	1	1	±0.6 %	±0.6 %	∞
<b>Test Sample Related</b>								
Device Positioning	±2.9 %	N	1	1	1	±2.9 %	±2.9 %	875
Device Holder	±3.6 %	N	1	1	1	±3.6 %	±3.6 %	5
Power Drift	±5.0 %	R	$\sqrt{3}$	1	1	±2.9 %	±2.9 %	∞
<b>Phantom and Setup</b>								
Phantom Uncertainty	±4.0 %	R	$\sqrt{3}$	1	1	±2.3 %	±2.3 %	∞
Liquid Conductivity (target)	±5.0 %	R	$\sqrt{3}$	0.64	0.43	±1.8 %	±1.2 %	∞
Liquid Conductivity (meas.)	±2.5 %	N	1	0.64	0.43	±1.6 %	±1.1 %	∞
Liquid Permittivity (target)	±5.0 %	R	$\sqrt{3}$	0.6	0.49	±1.7 %	±1.4 %	∞
Liquid Permittivity (meas.)	±2.5 %	N	1	0.6	0.49	±1.5 %	±1.2 %	∞
Combined Std. Uncertainty						±10.3 %	±10.0 %	331
<b>Expanded STD Uncertainty</b>						<b>±20.6 %</b>	<b>±20.1 %</b>	

Unless otherwise stated the results shown in this test report refer only to the sample(s) tested and such sample(s) are retained for 90 days only. This test report cannot be reproduced, except in full, without prior written permission of the Company. 除非另有說明，此報告結果僅對測試之樣品負責，同時此樣品僅保留90天。本報告未經本公司書面許可，不可部份複製。  
 This document is issued by the Company subject to its General Conditions of Service ([www.sgs.com/terms\\_and\\_conditions.htm](http://www.sgs.com/terms_and_conditions.htm)) and Terms and Conditions for Electronic Documents ([www.sgs.com/terms\\_e-document.htm](http://www.sgs.com/terms_e-document.htm)). Attention is drawn to the limitations of liability, indemnification and jurisdictional issues established therein. Even if printed this electronic document is to be treated as an original within the meaning of UCP 600 article 20b. The authenticity of this document may be verified at [www.sgs.com/authentication](http://www.sgs.com/authentication). Any holder of this document is advised that information contained hereon reflects the Company's findings at the time of its intervention only and within the limits of client's instructions, if any. The Company's sole responsibility is to its Client and this document does not exonerate parties to a transaction from exercising all their rights and obligations under the transaction documents.

## 8. Phantom Description

Schmid & Partner Engineering AG

**s p e e g**

Zeughausstrasse 43, 8004 Zurich, Switzerland  
Phone +41 1 245 9700, Fax +41 1 245 9779  
info@speag.com, http://www.speag.com

### Certificate of Conformity / First Article Inspection

Item	SAM Twin Phantom V4.0
Type No	QD 000 P40 C
Series No	TP-1150 and higher
Manufacturer	SPEAG Zeughausstrasse 43 CH-8004 Zürich Switzerland

#### Tests

The series production process used allows the limitation to test of first articles. Complete tests were made on the pre-series Type No. QD 000 P40 AA, Serial No. TP-1001 and on the series first article Type No. QD 000 P40 BA, Serial No. TP-1006. Certain parameters have been retested using further series items (called samples) or are tested at each item.

Test	Requirement	Details	Units tested
Dimensions	Compliant with the geometry according to the CAD model.	IT'S CAD File (*)	First article, Samples
Material thickness of shell	Compliant with the requirements according to the standards	2mm +/- 0.2mm in flat and specific areas of head section	First article, Samples, TP-1314 ff.
Material thickness at ERP	Compliant with the requirements according to the standards	6mm +/- 0.2mm at ERP	First article, All items
Material parameters	Dielectric parameters for required frequencies	300 MHz – 6 GHz: Relative permittivity < 5, Loss tangent < 0.05	Material samples
Material resistivity	The material has been tested to be compatible with the liquids defined in the standards if handled and cleaned according to the instructions. Observe technical Note for material compatibility.	DEGMBE based simulating liquids	Pre-series, First article, Material samples
Sagging	Compliant with the requirements according to the standards. Sagging of the flat section when filled with tissue simulating liquid.	< 1% typical < 0.8% if filled with 155mm of HSL900 and without DJT below	Prototypes, Sample testing

#### Standards

- [1] CENELEC EN 50361
  - [2] IEEE Std 1528-2003
  - [3] IEC 62209 Part 1
  - [4] FCC OET Bulletin 65, Supplement C, Edition 01-01
- (\*) The IT'S CAD file is derived from [2] and is also within the tolerance requirements of the shapes of the other documents.

#### Conformity

Based on the sample tests above, we certify that this item is in compliance with the uncertainty requirements of SAR measurements specified in standards [1] to [4].

Date 07.07.2005

**s p e e g**

Signature / Stamp

Schmid & Partner Engineering AG  
Zeughausstrasse 43, 8004 Zurich, Switzerland  
Phone +41 1 245 9700, Fax +41 1 245 9779  
info@speag.com, http://www.speag.com

Doc No : 581 – QD 000 P40 C – F

Page 1 (1)

Unless otherwise stated the results shown in this test report refer only to the sample(s) tested and such sample(s) are retained for 90 days only. This test report cannot be reproduced, except in full, without prior written permission of the Company. 除非另有說明，此報告結果僅對測試之樣品負責，同時此樣品僅保留90天。本報告未經本公司書面許可，不可部份複製。 This document is issued by the Company subject to its General Conditions of Service ([www.sgs.com/terms\\_and\\_conditions.htm](http://www.sgs.com/terms_and_conditions.htm)) and Terms and Conditions for Electronic Documents ([www.sgs.com/terms\\_e-document.htm](http://www.sgs.com/terms_e-document.htm)). Attention is drawn to the limitations of liability, indemnification and jurisdictional issues established therein. Even if printed this electronic document is to be treated as an original within the meaning of UCP 600 article 20b. The authenticity of this document may be verified at [www.sgsonsite.com/authentication](http://www.sgsonsite.com/authentication). Any holder of this document is advised that information contained hereon reflects the Company's findings at the time of its intervention only and within the limits of client's instructions, if any. The Company's sole responsibility is to its Client and this document does not exonerate parties to a transaction from exercising all their rights and obligations under the transaction documents.

## 9. System Validation from Original equipment supplier

Calibration Laboratory of  
Schmid & Partner  
Engineering AG  
Zeughausstrasse 43, 8004 Zurich, Switzerland



S Schweizerischer Kalibrierdienst  
C Service suisse d'étalonnage  
S Servizio svizzero di taratura  
S Swiss Calibration Service

Accredited by the Swiss Accreditation Service (SAS)  
The Swiss Accreditation Service is one of the signatories to the EA  
Multilateral Agreement for the recognition of calibration certificates

Accreditation No.: SCS 108

Client: SGS (Auden)

Certificate No.: D835V2-4d063\_May09

CALIBRATION CERTIFICATE			
Object	D835V2 - SN: 4d063		
Calibration procedure(s)	QA CAL-05.v7 Calibration procedure for dipole validation kits		
Calibration date	May 25, 2009		
Condition of the calibrated item	In Tolerance		
This calibration certificate documents the traceability to national standards, which realize the physical units of measurements (SI). The measurements and the uncertainties with confidence probability are given on the following pages and are part of the certificate.			
All calibrations have been conducted in the closed laboratory facility: environment temperature (22 ± 3)°C and humidity < 70%.			
Calibration Equipment used (M&TE critical for calibration)			
Primary Standards	ID #	Cal Date (Certificate No.)	Scheduled Calibration
Power meter EPM-442A	GB37460704	08-Oct-08 (No. 217-00896)	Oct-09
Power sensor HP 8481A	US37292763	08-Oct-08 (No. 217-00898)	Oct-09
Reference 20 dB Attenuator	SN: 5086 (20g)	31-Mar-09 (No. 217-01025)	Mar-10
Type-N mismatch combination	SN: 5047.2 / 06327	31-Mar-09 (No. 217-01029)	Mar-10
Reference Probe ES3DV2	SN: 3025	30-Apr-09 (No. ES3-3025_Apr09)	Apr-10
DAE4	SN: 601	07-Mar-09 (No. DAE4-601_Mar09)	Mar-10
Secondary Standards	ID #	Check Date (in house)	Scheduled Check
Power sensor HP 8481A	MY41002317	18-Oct-02 (in house check Oct-07)	In house check: Oct-09
RF generator R&S SMT-06	100005	4-Aug-99 (in house check Oct-07)	In house check: Oct-09
Network Analyzer HP 8753E	US37390585 54206	18-Oct-01 (in house check Oct-08)	In house check: Oct-09
Calibrated by:	Name Jeton Kasirali	Function Laboratory Technician	Signature 
Approved by:	Name Katja Pokovic	Function Technical Manager	Signature 
This calibration certificate shall not be reproduced except in full without written approval of the laboratory.			Issued: May 25, 2009

Certificate No: D835V2-4d063\_May09

Page 1 of 9

Unless otherwise stated the results shown in this test report refer only to the sample(s) tested and such sample(s) are retained for 90 days only. This test report cannot be reproduced, except in full, without prior written permission of the Company. 除非另有說明，此報告結果僅對測試之樣品負責，同時此樣品僅保留90天。本報告未經本公司書面許可，不可部份複製。  
This document is issued by the Company subject to its General Conditions of Service ([www.sgs.com/terms\\_and\\_conditions.htm](http://www.sgs.com/terms_and_conditions.htm)) and Terms and Conditions for Electronic Documents ([www.sgs.com/terms\\_e-document.htm](http://www.sgs.com/terms_e-document.htm)). Attention is drawn to the limitations of liability, indemnification and jurisdictional issues established therein. Even if printed this electronic document is to be treated as an original within the meaning of UCP 600 article 20b. The authenticity of this document may be verified at [www.sgs.com/authentication](http://www.sgs.com/authentication). Any holder of this document is advised that information contained hereon reflects the Company's findings at the time of its intervention only and within the limits of client's instructions, if any. The Company's sole responsibility is to its Client and this document does not exonerate parties to a transaction from exercising all their rights and obligations under the transaction documents.



## DASY5 Validation Report for Body TSL

Date/Time: 25.05.2009 14:01:33

Test Laboratory: SPEAG, Zurich, Switzerland

**DUT: Dipole 835 MHz; Type: D835V2; Serial: D835V2 - SN:4d063**

Communication System: CW; Frequency: 835 MHz; Duty Cycle: 1:1  
Medium: MSL900

Medium parameters used:  $f = 835 \text{ MHz}$ ;  $\sigma = 1.01 \text{ mho/m}$ ;  $\epsilon_r = 53.8$ ;  $\rho = 1000 \text{ kg/m}^3$

Phantom section: Flat Section

Measurement Standard: DASY5 (IEEE/IEC)

### DASY5 Configuration:

- Probe: ES3DV2 - SN3025; ConvF(5.79, 5.79, 5.79); Calibrated: 30.04.2009
- Sensor-Surface: 3mm (Mechanical Surface Detection)
- Electronics: DAE4 Sn001; Calibrated: 07.03.2009
- Phantom: Flat Phantom 4.9L; Type: QD000P49AA; Serial: 1001
- Measurement SW: DASY5, V5.0 Build 120; SEMCAD X Version 13.4 Build 45

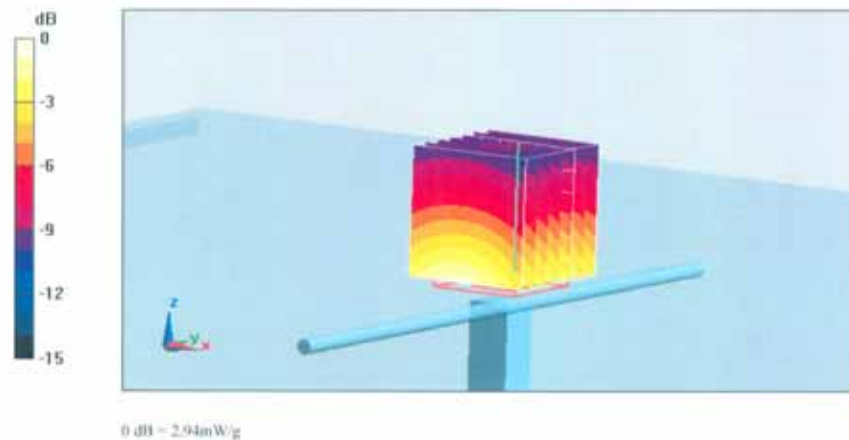
**Pin = 250mW, d = 15mm/Zoom Scan (7x7x7)/Cube 0:** Measurement grid: dx=5mm, dy=5mm, dz=5mm

Reference Value = 55.6 V/m; Power Drift = 0.024 dB

Peak SAR (extrapolated) = 3.74 W/kg

**SAR(1 g) = 2.55 mW/g; SAR(10 g) = 1.68 mW/g**

Maximum value of SAR (measured) = 2.94 mW/g





**Calibration Laboratory of  
Schmid & Partner  
Engineering AG**  
Zeughausstrasse 43, 8004 Zurich, Switzerland



**S** Schweizerischer Kalibrierdienst  
**C** Service suisse d'étalonnage  
**S** Servizio svizzero di taratura  
**S** Swiss Calibration Service

Accredited by the Swiss Accreditation Service (SAS)  
The Swiss Accreditation Service is one of the signatories to the EA  
Multilateral Agreement for the recognition of calibration certificates

Accreditation No.: **SCS 108**

Client **SGS (Auden)**

Certificate No: **D1900V2-5d027-Apr09**

## CALIBRATION CERTIFICATE

Object	D1900V2 - SN: 5d027		
Calibration procedure(s)	QA CAL-05.v7 Calibration procedure for dipole validation kits.		
Calibration date:	April 27, 2009		
Condition of the calibrated item	In Tolerance		
This calibration certificate documents the traceability to national standards, which realize the physical units of measurements (SI). The measurements and the uncertainties with confidence probability are given on the following pages and are part of the certificate.			
All calibrations have been conducted in the closed laboratory facility: environment temperature (22 ± 3)°C and humidity < 70%.			
Calibration Equipment used (M&TE critical for calibration)			
Primary Standards	ID #	Cal Date (Calibrated by, Certificate No.)	Scheduled Calibration
Power meter EPM-442A	GB37450704	09-Oct-08 (No. 217-00898)	Oct-09
Power sensor HP 8481A	US37292783	08-Oct-08 (No. 217-00898)	Oct-09
Reference 20 dB Attenuator	SN: 5086 (20g)	31-Mar-09 (No. 217-01025)	Mar-10
Type-N mismatch combination	SN: 5047.2 / 06327	31-Mar-09 (No. 217-01029)	Mar-10
Reference Probe ES3DV2	SN: 3025	28-Apr-08 (No. ES3-3025_Apr08)	Apr-09
DAE4	SN: 601	07-Mar-09 (No. DAE4-601_Mar09)	Mar-10
Secondary Standards	ID #	Check Date (in house)	Scheduled Check
Power sensor HP 8481A	MY41092317	18-Oct-02 (in house check Oct-07)	In house check: Oct-09
RF generator R&S SMT-06	100005	4-Aug-99 (in house check Oct-07)	In house check: Oct-09
Network Analyzer HP 8753E	US37390585 S4206	18-Oct-01 (in house check Oct-08)	In house check: Oct-09
Calibrated by:	Name Jeton Kastrati	Function Laboratory Technician	Signature 
Approved by:	Name Katja Pokovic	Function Technical Manager	Signature 
			Issued: April 28, 2009
This calibration certificate shall not be reproduced except in full without written approval of the laboratory.			

Certificate No: D1900V2-5d027\_Apr09

Page 1 of 9

Unless otherwise stated the results shown in this test report refer only to the sample(s) tested and such sample(s) are retained for 90 days only. This test report cannot be reproduced, except in full, without prior written permission of the Company. 除非另有說明，此報告結果僅對測試之樣品負責，同時此樣品僅保留90天。本報告未經本公司書面許可，不可部份複製。  
This document is issued by the Company subject to its General Conditions of Service ([www.sgs.com/terms\\_and\\_conditions.htm](http://www.sgs.com/terms_and_conditions.htm)) and Terms and Conditions for Electronic Documents ([www.sgs.com/terms\\_e-document.htm](http://www.sgs.com/terms_e-document.htm)). Attention is drawn to the limitations of liability, indemnification and jurisdictional issues established therein. Even if printed this electronic document is to be treated as an original within the meaning of UCP 600 article 20b. The authenticity of this document may be verified at [www.sgs.com/authentication](http://www.sgs.com/authentication). Any holder of this document is advised that information contained hereon reflects the Company's findings at the time of its intervention only and within the limits of client's instructions, if any. The Company's sole responsibility is to its Client and this document does not exonerate parties to a transaction from exercising all their rights and obligations under the transaction documents.

## DASY5 Validation Report for Body TSL

Date/Time: 21.04.2009 14:59:34

Test Laboratory: SPEAG, Zurich, Switzerland

**DUT: Dipole 1900 MHz; Type: D1900V2; Serial: D1900V2 - SN:5d027**

Communication System: CW; Frequency: 1900 MHz; Duty Cycle: 1:1

Medium: MSL U10 BB

Medium parameters used:  $f = 1900$  MHz;  $\sigma = 1.56$  mho/m;  $\epsilon_r = 55$ ;  $\rho = 1000$  kg/m<sup>3</sup>

Phantom section: Flat Section

Measurement Standard: DASY5 (IEEE/IEC)

### DASY5 Configuration:

- Probe: ES3DV2 - SN3025; ConvF(4.5, 4.5, 4.5); Calibrated: 28.04.2008
- Sensor-Surface: 3mm (Mechanical Surface Detection)
- Electronics: DAE4 S0601; Calibrated: 07.03.2009
- Phantom: Flat Phantom 5.0 (back); Type: QD000P50AA; Serial: 1002
- Measurement SW: DASY5, V5.0 Build 120; SEMCAD X Version 13.4 Build 45

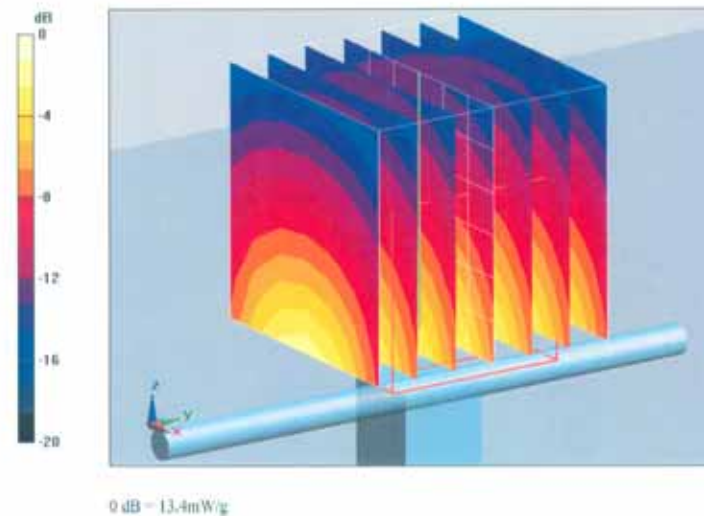
**Pin = 250 mW; dip = 10 mm/Zoom Scan (7x7x7)/Cube 0:** Measurement grid: dx=5mm, dy=5mm, dz=5mm

Reference Value = 96 V/m; Power Drift = 0.016 dB

Peak SAR (extrapolated) = 18.5 W/kg

**SAR(1 g) = 10.6 mW/g; SAR(10 g) = 5.58 mW/g**

Maximum value of SAR (measured) = 13.4 mW/g



Certificate No: D1900V2-5d027\_Apr09

Page 8 of 9

**End of 1<sup>st</sup> part of report**

Unless otherwise stated the results shown in this test report refer only to the sample(s) tested and such sample(s) are retained for 90 days only. This test report cannot be reproduced, except in full, without prior written permission of the Company. 除非另有說明，此報告結果僅對測試之樣品負責，同時此樣品僅保留90天。本報告未經本公司書面許可，不可部份複製。  
 This document is issued by the Company subject to its General Conditions of Service ([www.sgs.com/terms\\_and\\_conditions.htm](http://www.sgs.com/terms_and_conditions.htm)) and Terms and Conditions for Electronic Documents ([www.sgs.com/terms\\_e-document.htm](http://www.sgs.com/terms_e-document.htm)). Attention is drawn to the limitations of liability, indemnification and jurisdictional issues established therein. Even if printed this electronic document is to be treated as an original within the meaning of UCP 600 article 20b. The authenticity of this document may be verified at [www.sgs.com/authentication](http://www.sgs.com/authentication). Any holder of this document is advised that information contained hereon reflects the Company's findings at the time of its intervention only and within the limits of client's instructions, if any. The Company's sole responsibility is to its Client and this document does not exonerate parties to a transaction from exercising all their rights and obligations under the transaction documents.