

---


## EUT Axis information

---


X Axis



Y Axis




Z Axis



---

**Test Setup Photo of Radiated Measurement (0.009 ~ 30MHz)**


---



---

**Test Setup Photo of Radiated Measurement (30 ~ 1000MHz)**


---



---

**Test Setup Photo of Radiated Measurement (1 ~ 10GHz)**

---



---

### Test Setup Photo of Conducted Emissions

---

