

# MEASUREMENT REPORT of *WIFI module*

**Applicant** : PEGATRON CORPORATION  
**EUT** : WIFI module  
**Model No.** : WL-157N\_MUSB  
**FCC ID** : VUIWL157NMUSB

Tested by :

***Training Research Co., Ltd.***

**TEL : 886-2-26935155      FAX : 886-2-26934440**

No. 255, Nanyang Street, Shijr, Taipei Hsien 221, Taiwan, R.O.C.

# CERTIFICATION

**We here by verify that:**

The test data, data evaluation, test procedures and equipment configurations shown in this report were made mainly in accordance with the procedures given in ANSI C63.4 (2003) as a reference. All test were conducted by *Training Research Co., Ltd.*, 255 Nanyang Street, Shijr, Taipei Hsien 221, Taiwan, R.O.C. Also, we attest to the accuracy of each.


We further submit that the energy emitted by the sample EUT tested as described in the report is **in compliance with** the technical requirements set forth in the FCC Rules Part 15 Subpart C Section 15.247.

**Applicant** : PEGATRON CORPORATION  
**Applicant Address** : 5F, NO. 76, LIGONG ST., BEITOU DISTRICT,  
TAIPEI CITY, Taiwan  
**FCC ID** : VUIWL157NMUSB  
**Report No.** : P5515080186  
**Test Date** : June 27, 2008 ~ August 15, 2008

Prepared by:

  
Jack Tsai

Approved by:

  
Frank Tsai

**Conditions of issue :**

- (1) **This test report shall not be reproduced except in full, without written approval of TRC. And the test result contained within this report only relate to the sample submitted for testing.**
- (2) **This report must not be used by the client to claim product endorsement by NVLAP or any agency of U.S. Government.**
- (3) **This test report, measurements made by TRC are traceable to the NIST only Conducted and Radiated Method.**



## **Tables of Contents**

<b>I.</b>	<b>GENERAL</b> .....	5
	1.1 Introduction .....	5
	1.2 Description of EUT .....	5
	1.3 Test method .....	5
	1.4 Description of Support Equipment .....	6
	1.5 Configuration of System Under Test .....	7
	1.6 Verify the Frequency and Channel .....	10
	1.7 Test Procedure .....	11
	1.8 Location of the Test Site .....	11
	1.9 General Test Condition .....	11
<b>II.</b>	<b>Section 15.203 : Antenna Requirement</b> .....	12
<b>III.</b>	<b>Section 15.207 : Power Line Conducted Emissions for AC Powered Units</b> .....	13
	3.1 Test Condition & Setup .....	13
	3.2 List of Test Instruments .....	14
	3.3 Test Result of Conducted Emissions .....	15
	Atenna#1 mode .....	15
	Atenna#2 mode .....	22
	Atenna#4 mode .....	28
<b>IV.</b>	<b>Section 15.247(a) : Technical Description of the EUT</b> .....	34
<b>V.</b>	<b>Section 15.247(a)(2) : Bandwidth for Direct Sequence System</b> .....	35
	5.1 Test Condition & Setup .....	35
	5.2 Test Instruments Configuration .....	35
	5.3 List of Test Instruments .....	35
	5.4 Test Result of Bandwidth .....	36
	IEEE 802.11b mode .....	37
	IEEE 802 11g mode .....	38
	IEEE 802 11n 20M mode .....	40
	IEEE 802 11n 40M mode .....	41

<b>VI. Section 15.247(b) : Power Output</b>	43
6.1 Test Condition & Setup	43
6.2 List of Test Instruments	43
6.3 Test Result	44
<b>VII. Section 15.247(c) : Spurious Emissions (Radiated)</b>	45
7.1 Test Condition & Setup	45
7.2 List of Test Instruments	47
7.3 Test Result of Spurious Radiated Emissions	48
Ant#1: IEEE 802.11b mode	48
Ant#1: IEEE 802.11g mode	54
Ant#1: IEEE 802.11n 20M mode	60
Ant#1: IEEE 802.11n 40M mode	66
Ant#2: IEEE 802.11b mode	72
Ant#2: IEEE 802.11g mode	78
Ant#2: IEEE 802.11n 20M mode	84
Ant#2: IEEE 802.11n 40M mode	90
Ant#4 IEEE 802.11b mode	96
Ant#4: IEEE 802.11g mode	102
Ant#4: IEEE 802.11n 20M mode	108
Ant#4: IEEE 802.11n 40M mode	114
7.4 Test Result of Bandedge.....	122
Atenna#1 mode	121
Atenna#2 mode	129
Atenna#4 mode	137
<b>VIII. Section 15.247(d) : Power Spectral Density</b>	145
8.1 Test Condition & Setup	145
8.2 Test Instruments Configuration	145
8.3 List of Test Instruments.....	145
8.4 Test Result of Power Spectral Density	145
IEEE 802.11b mode	147
IEEE 802.11g mode	148
IEEE 802.11n 20M mode	150
IEEE 802.11n 40M mode	151

## **I . GENERAL**

### **1.1 Introduction**

The following measurement report is submitted on behalf of applicant in support that the certification in accordance with Part 2 Subpart J and Part 15 Subpart A, B and C of the Commission's Rules and Regulations.

### **1.2 Description of EUT**

<b>FCC ID</b>	:	VUIWL157NMUSB
<b>Product Name</b>	:	WIFI module
<b>Model Name</b>	:	WL-157N_MUSB
<b>Frequency Range</b>	:	IEEE 802.11b/g/n Draft 1.0 20M: 2.412GHz ~ 2.462GHz IEEE 802.11n Draft 1.0 40M: 2.422GHz ~ 2.452GHz
<b>Channel Spacing</b>	:	5MHz
<b>Support Channel</b>	:	IEEE 802.11b/g/n Draft 1.0 20M: 11 Channels IEEE 802.11n Draft 1.0 40M: 7 Channels
<b>Modulation Skill</b>	:	DBPSK, DQPSK, CCK, OFDM
<b>Data Cable</b>	:	Mini-USB to USB cable x 1, 59cm length, shielded, without ferrite core
<b>Power Type</b>	:	Powered from NB PC by Mini-USB to USB cable
<b>Product Description</b>	:	The EUT have two antennas including Main and Aux antenna. Transmitter used main antenna, receiving used main/aux antenna.

### **1.3 Test method**

- 1.3.1 Connected the Mini-USB port of EUT with the USB of Notebook by USB cable. Using Notebook and software provided by the manufacturer to control EUT, the test is performed under the specific conditions.
- 1.3.2 Set different data rate and channel (IEEE 802.11b/g/n Draft 1.0 20M: CH01/CH06/CH11, IEEE 802.11n Draft 1.0 40M: CH03/CH06/CH09) being tested and repeat the procedures above.
  - (a) Conducted test and Radiated test:  
making EUT to the continuously (TX) mode.

#### 1.4 Description of Support Equipment

In order to construct the minimum testing, following equipment were used as the support units.

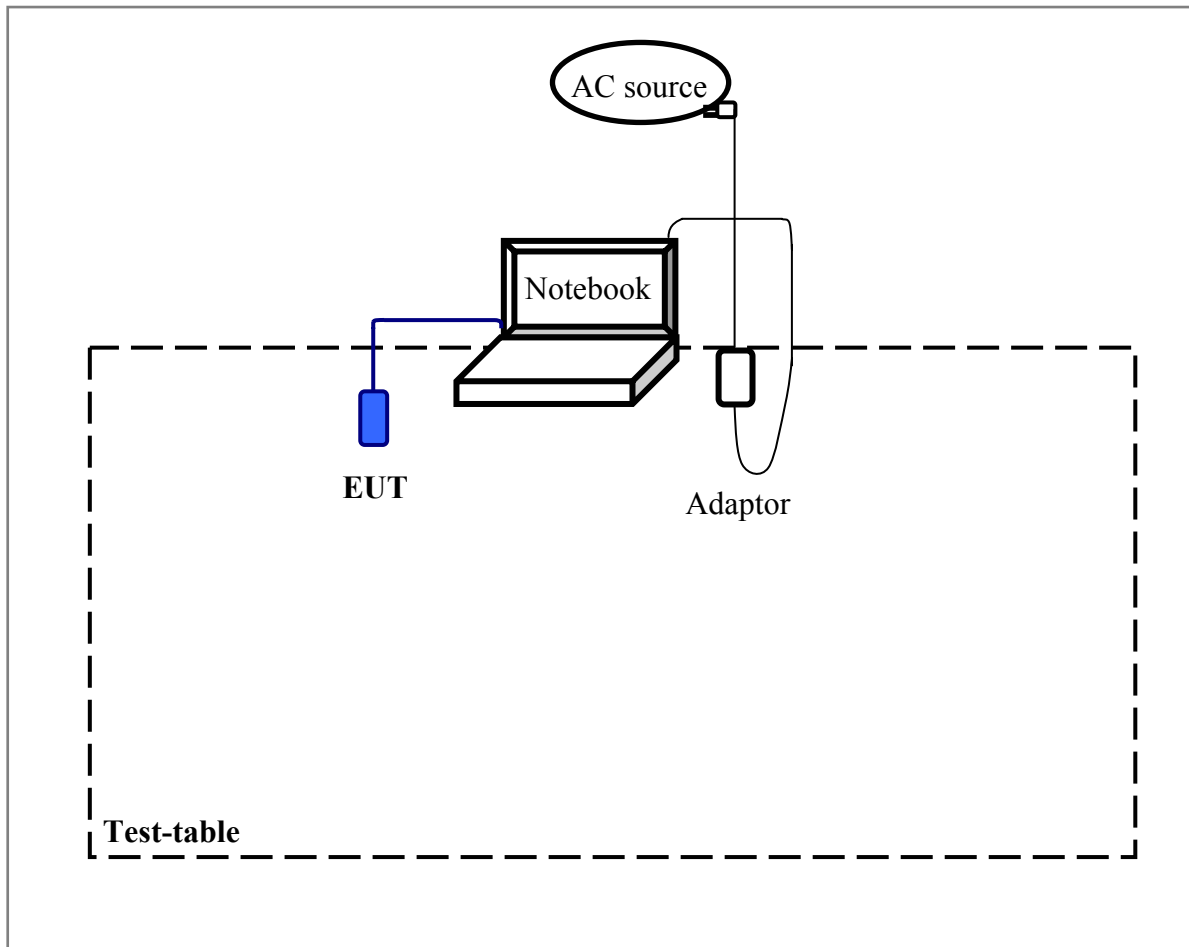
**Notebook : IBM Think Pad T43**  
Model No. : 2668-IVE  
Serial No. : L3TGYY  
FCC ID : Doc Approved  
BSMI : R33B65  
DGT : ETC093LPD0126, CTL093LPD0257

**Power Adaptor: IBM**

Part No. : 92P1018  
Serial No. : 11S92P1018Z1ZAPU57M9W6 REV:D  
FCC ID : Doc Approved  
BSMI : D33030  
Power type : 100 ~ 240VAC / 50 ~ 60Hz, 1.0 ~ 0.4A, Switching  
Power cord (Main power to adaptor): Non-shielded, 1.0m length, Plastic hood, No ferrite core  
Power cord (DC plug to adaptor): Shielded, 1.84m length, Plastic hood, ferrite core

**1.5 Configuration of System Under Test**

**1.5.1 Conducted and Radiated Emission Test (Antenna#1)**



**Notebook PC:**

- \* USB#1 Port ..... EUT

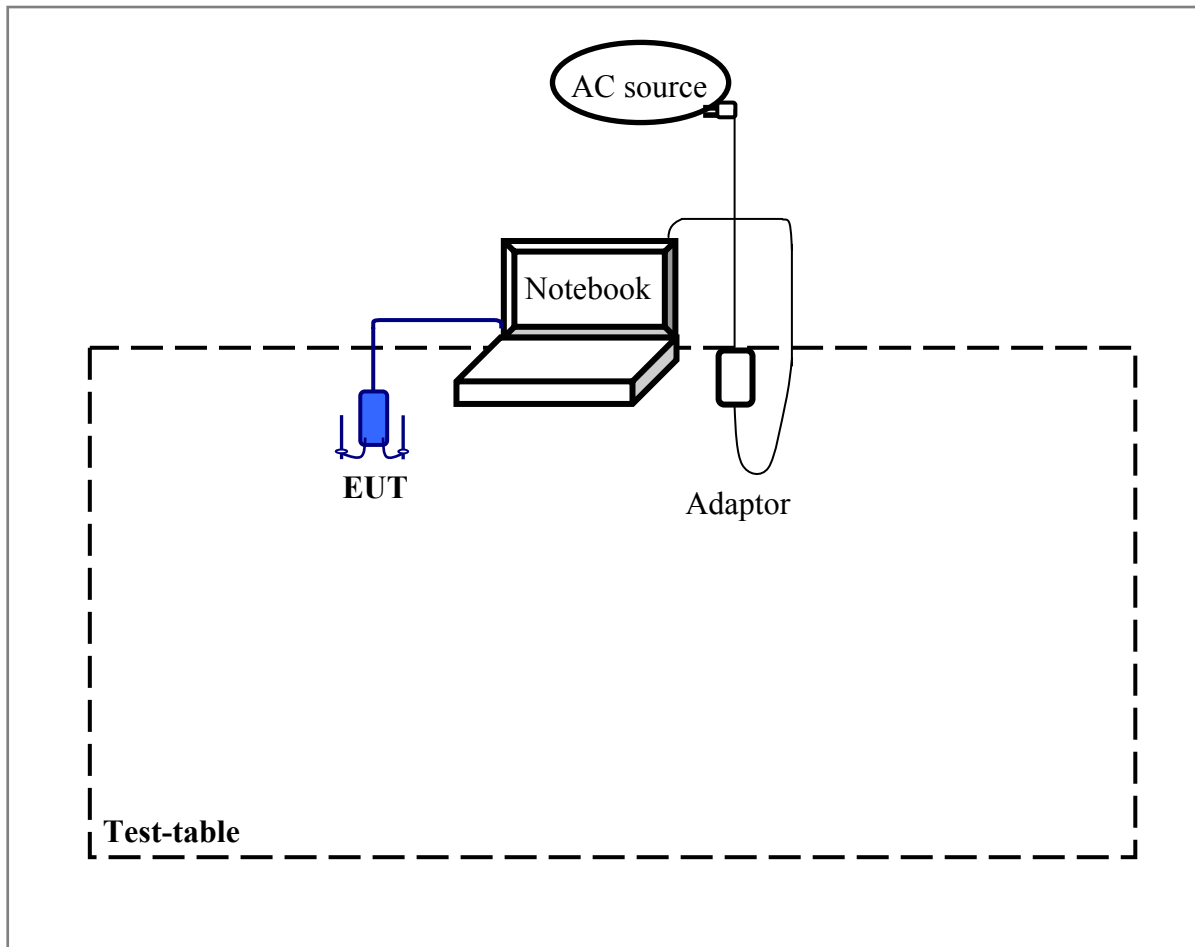
**EUT:**

- \* Mini-USB to USB Cable x 1... 59cm length, shielded, without ferrite core

The tests below are carried with the EUT transmitter set at high power in TDD mode. The EUT is forced to select of output power level and channel number by USB port.

The setting up procedure was recorded in 1.3 test method.

### 1.5.2 Conducted and Radiated Emission Test (Antenna#2)



#### Notebook PC:

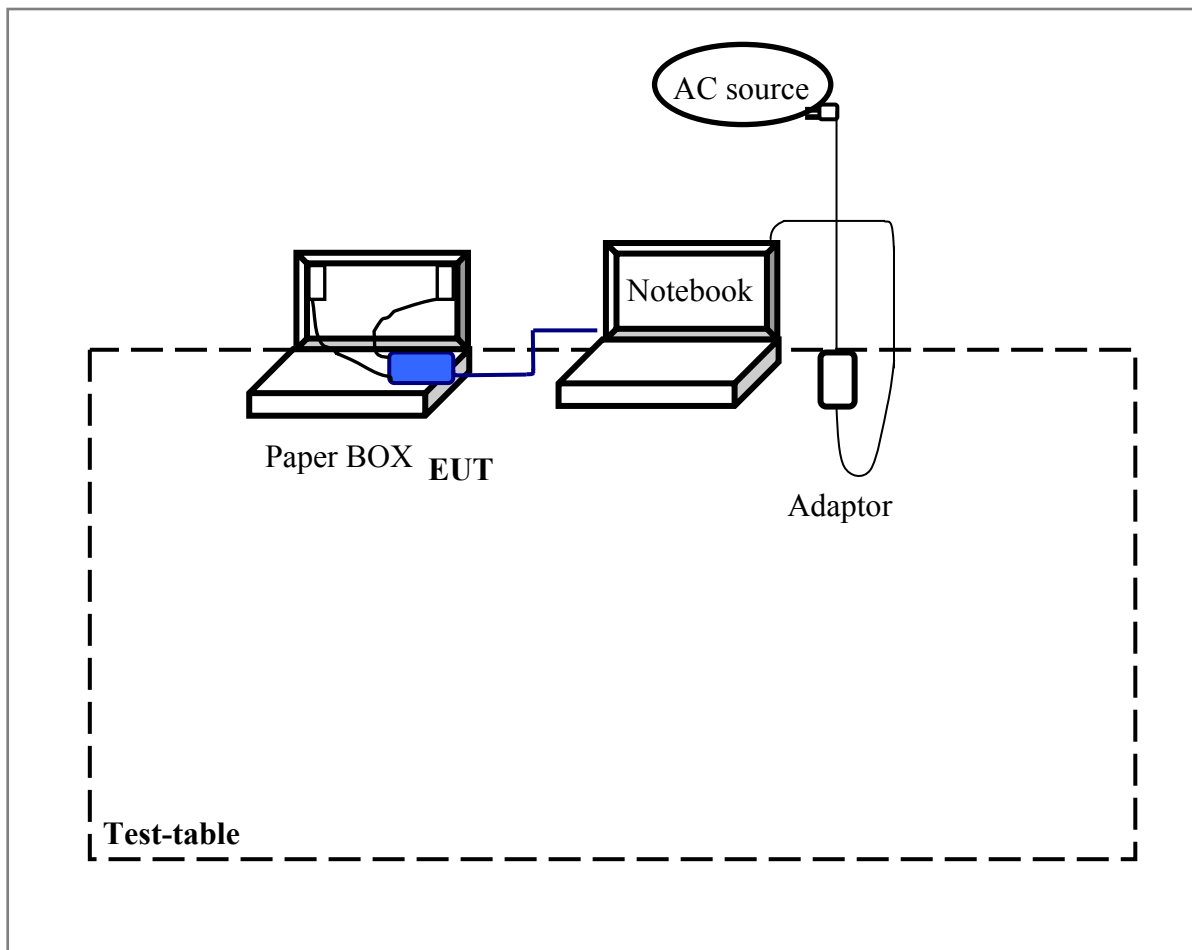
\* USB#1 Port ..... EUT

#### EUT:

\* Mini-USB to USB Cable x 1... 59cm length, shielded, without ferrite core



**1.5.3 Conducted and Radiated Emission Test (Antenna#4)**



**Notebook PC:**

\* USB#1 Port ..... EUT

**EUT:**

\* Mini-USB to USB Cable x 1... 59cm length, shielded, without ferrite core

## 1.6 Verify the Frequency and Channel

Channel	Frequency (GHz)
1	2.412
2	2.417
3	2.422
4	2.427
5	2.432
6	2.437
7	2.442
8	2.447
9	2.452
10	2.457
11	2.462

Note:

1. This is for confirming that all frequencies of IEEE 802.11b/g/n Draft 1.0 20M are in 2.412GHz to 2.462GHz. and all frequencies of IEEE 802.11n Draft 1.0 40M are in 2.422GHz to 2.452GHz.
2. Section 15.31(m): Measurements on intentional radiators or receivers shall be performed at three frequencies for operating frequency range over 10 MHz  
(The locations of these frequencies one near the top, one near the middle and one near the bottom.)
3. After test, the EUT operating frequencies are in 2.412GHz to 2.462GHz and 2.422GHz to 2.452GHz. So all the items as followed in testing report are need to test these three frequencies: IEEE 802.11b/g/n Draft 1.0 20M: CH01/CH06/CH11, IEEE 802.11n Draft 1.0 40M: CH03/CH06/CH09

### **1.7 Test Procedure**

All measurements contained in this report were performed mainly according to the techniques described in ANSI C63.4 (2003) and the pre-setup was written on 1.3 test method, the detail setup was written on each test item.

### **1.8 Location of the Test Site**

The radiated emissions measurements required by the rules were performed on the **three-meter, Anechoic Chamber (FCC Registration Number: 93906)** maintained by *Training Research Co., Ltd.* 1F, No. 255 Nanyang Street, Shijr, Taipei Hsien 221, Taiwan, R.O.C. Complete description and measurement data have been placed on file with the commission. The conducted power line emissions tests and other test items were performed in a anechoic chamber also located at Training Research Co., Ltd.

No. 255 Nanyang Street, Shijr, Taipei Hsien 221, Taiwan, R.O.C. *Training Research Co., Ltd.* is listed by the FCC as a facility available to do measurement work for others on a contract basis.

### **1.9 General Test Condition**

The conditions under which the EUT operates were varied to determine their effect on the equipment's emission characteristics. The final configuration of the test system and the mode of operation used during these tests were chosen as that which produced the highest emission levels. However, only those conditions, which the EUT was considered likely to encounter in normal use were investigated.

In test, they were set in high power and continuously transmitting mode that controlled by computer. The ch01, ch06 and ch11 of EUT were all tested. The setting up procedure is recorded on 1.3 test method.

## II. Section 15.203: Antenna requirement

The EUT can be equipped with detachable antenna. The external antenna is affixed to the EUT using a unique connector. The antenna requirement stated in Section 15.203 is inapplicable to this EUT.

The antenna specification of list as follows,

Antenna No.	Antenna Manufacturer	Model	Connector	Antenna Type	Antenna Gain (Max.)
Antenna#1	PEGATRON	NONE (On PCB)	NONE (On PCB)	Printed (PIFA)	2.32dBi
Antenna#2	ARISTOTLE ENTERPRISES INC.	RFA-02-C2M2-0 3	R SMA PLUG	Dipole	2.50dBi
Antenna#3	ARISTOTLE ENTERPRISES INC.	RFA-02-C2M2	R SMA PLUG	Dipole	2.00dBi
Antenna#4	ASUS	14G154011200, 14G154011000	Ipex / Hirose	S SERIES	1.68dBi

Note:

- 1) For more detailed features description, please reference to the Antenna Specifications. (Please reference to RF Exposure Information)
- 2) We select three kinds antenna including **antenna #1**, **antenna #2** and **antenna #4** which apply to conduction and radiated emission.

### **III. Section 15.207: Power Line Conducted Emissions for AC Powered Units**

#### **3.1 Test Condition & Setup**

The power line conducted emission measurements were performed in an anechoic chamber. The EUT was assembled on a wooden table, which is 80 centimeters high, was placed 40 centimeters from the backwall and at least 1 meter from the sidewall.

Power was fed to the EUT from the public utility power grid through a line filter and Line Impedance Stabilization Networks (LISNs). The LISN housing, measuring instrumentation case, ground plane, etc., were electrically bonded together at the same RF potential. The Spectrum analyzer (or EMI receiver) was connected to the AC line through an isolation transformer. The 50-ohm output of the LISN was connected to the spectrum analyzer directly. Conducted emission levels were in the CISPR quasi-peak and average detection mode. The analyzer's 6 dB bandwidth was set to 9 KHz. No post-detector video filter was used.

The spectrum was scanned from 150 KHz to 30 MHz. The physical arrangement of the test system and associated cabling was varied (within the scope of arrangements likely to be encountered in actual use) to determine the effect on the unit's emanations in amplitude and frequency. All spurious emission frequencies were observed. The highest emission amplitudes relative to the appropriate limit were measured and have been recorded in paragraph 4.3

There is a test condition apply in this test item, the test procedure description as <1.3>. Three channels were tested, one in the top, one in the middle and the other in bottom.

### 3.2 List of Test Instruments

Instrument Name	Model	Brand	Serial No.	Calibration Date
				Next time
EMI Receiver	8546A	HP	3520A00242	09/05/08
RF Filter Section	85460A	HP	3448A00217	09/05/08
LISN (EUT)	LISN-01	TRC	99-05	11/10/08
LISN (Support E.)	LISN-01	TRC	9912-03, 04	09/22/08
Pre-amplifier	15542 ZFL-500	Mini – Circuits	0 0117	11/04/08
6dB Attenuator	MCL BW-S6W2	Mini – Circuits	9915 – Conducted	10/10/08
10dB Attenuator	A5542 VAT010	Mini – Circuits	0215 – Conducted	10/10/08
Coaxial Cable (2.0 meter)	A30A30-0058-50FS-2M	Jyebao	SMA-08	10/10/08
Coaxial Cable (1.1 meter)	A30A30-0058-50FS-1M	Jyebao	SMA-09	10/10/08
Coaxial Cable (20 meter)	RG-214/U	Jyebao	NP-01	10/10/08
Coaxial Cable (20 meter)	RG-214/U	Jyebao	NP-02	10/10/08
Auto Switch Box (< 30MHz)	ASB-01	TRC	9904-01	10/10/08

### 3.3 Test Result of Power Line Conducted Emissions

The following table shows a summary of the highest emissions of power line conducted emissions on the LIVE and NETURAL conductors of the EUT power cord. Show as follows.

Test Conditions: Temperature : 25 °C Humidity : 73 % RH

#### Antenna#1 mode:

Test mode: IEEE 802.11b Channel 1

Power Connected Emissions					Class B		
Conductor	Frequency (KHz)	Peak (dBµV)	QP (dBµV)	Average (dBµV)	QP-limit (dBµV)	AVG-limit (dBµV)	Margin (dB)
Line 1	380.000	40.90	---	---	59.43	49.43	-8.53
	566.555	37.34	29.28	19.10	56.00	46.00	-26.72
	759.000	37.45	---	---	56.00	46.00	-8.55
	937.000	35.28	---	---	56.00	46.00	-10.72
	4809.000	35.81	---	---	56.00	46.00	-10.19
	20300.000	41.12	---	---	60.00	50.00	-8.88
Line 2	380.000	40.30	---	---	59.43	49.43	-9.13
	598.000	36.66	---	---	56.00	46.00	-9.34
	884.000	36.80	---	---	56.00	46.00	-9.20
	1134.000	34.63	---	---	56.00	46.00	-11.37
	4809.000	35.03	---	---	56.00	46.00	-10.97
	21520.000	38.87	---	---	60.00	50.00	-11.13

NOTE:

- (1)Margin = Peak Amplitude – Limit, *The reading amplitudes are all under limit.*
- (2)A "+" sign in the margin column means the emission is OVER the Class B Limit and "-" sign of means UNDER the Class B limit

**Test mode: IEEE 802.11b Channel 6**

<b>Power Connected Emissions</b>					<b>Class B</b>		
<b>Conductor</b>	<b>Frequency (KHz)</b>	<b>Peak (dBμV)</b>	<b>QP (dBμV)</b>	<b>Average (dBμV)</b>	<b>QP-limit (dBμV)</b>	<b>AVG-limit (dBμV)</b>	<b>Margin (dB)</b>
Line 1	380.000	41.50	---	---	59.43	49.43	-7.93
	633.000	36.85	---	---	56.00	46.00	-9.15
	759.000	37.29	---	---	56.00	46.00	-8.71
	1123.000	35.20	---	---	56.00	46.00	-10.80
	3030.000	35.17	---	---	56.00	46.00	-10.83
	4809.000	39.16	---	---	56.00	46.00	-6.84
Line 2	255.000	41.70	---	---	63.00	53.00	-11.30
	377.000	40.12	---	---	59.51	49.51	-9.39
	627.000	37.09	---	---	56.00	46.00	-8.91
	759.000	37.15	---	---	56.00	46.00	-8.85
	1123.000	34.23	---	---	56.00	46.00	-11.77
	20680.000	40.88	---	---	60.00	50.00	-9.12

**Test mode: IEEE 802.11b Channel 11**

<b>Power Connected Emissions</b>					<b>Class B</b>		
<b>Conductor</b>	<b>Frequency (KHz)</b>	<b>Peak (dBμV)</b>	<b>QP (dBμV)</b>	<b>Average (dBμV)</b>	<b>QP-limit (dBμV)</b>	<b>AVG-limit (dBμV)</b>	<b>Margin (dB)</b>
Line 1	252.000	42.32	---	---	63.09	53.09	-10.77
	380.000	41.06	---	---	59.43	49.43	-8.37
	604.000	38.65	---	---	56.00	46.00	-7.35
	759.000	38.42	---	---	56.00	46.00	-7.58
	4809.000	42.70	---	---	56.00	46.00	-3.30
	20200.000	40.95	---	---	60.00	50.00	-9.05
Line 2	380.000	40.39	---	---	59.43	49.43	-9.04
	633.000	36.64	---	---	56.00	46.00	-9.36
	884.000	35.05	---	---	56.00	46.00	-10.95
	1230.000	34.26	---	---	56.00	46.00	-11.74
	4905.000	34.13	---	---	56.00	46.00	-11.87
	21300.000	38.14	---	---	60.00	50.00	-11.86



**Test mode: IEEE 802.11g Channel 1**

<b>Power Connected Emissions</b>					<b>Class B</b>		
<b>Conductor</b>	<b>Frequency (KHz)</b>	<b>Peak (dBμV)</b>	<b>QP (dBμV)</b>	<b>Average (dBμV)</b>	<b>QP-limit (dBμV)</b>	<b>AVG-limit (dBμV)</b>	<b>Margin (dB)</b>
Line 1	380.000	40.90	---	---	59.43	49.43	-8.53
	405.000	38.88	---	---	58.71	48.71	-9.83
	633.000	38.48	---	---	56.00	46.00	-7.52
	759.000	38.38	---	---	56.00	46.00	-7.62
	1198.000	36.18	---	---	56.00	46.00	-9.82
	20580.000	41.51	---	---	60.00	50.00	-8.49
Line 2	255.000	42.04	---	---	63.00	53.00	-10.96
	380.000	39.64	---	---	59.43	49.43	-9.79
	604.000	37.16	---	---	56.00	46.00	-8.84
	759.000	36.73	---	---	56.00	46.00	-9.27
	1269.000	35.15	---	---	56.00	46.00	-10.85
	20390.000	40.44	---	---	60.00	50.00	-9.56

**Test mode: IEEE 802.11g Channel 6**

<b>Power Connected Emissions</b>					<b>Class B</b>		
<b>Conductor</b>	<b>Frequency (KHz)</b>	<b>Peak (dBμV)</b>	<b>QP (dBμV)</b>	<b>Average (dBμV)</b>	<b>QP-limit (dBμV)</b>	<b>AVG-limit (dBμV)</b>	<b>Margin (dB)</b>
Line 1	252.000	43.05	---	---	63.09	53.09	-10.04
	380.000	40.57	---	---	59.43	49.43	-8.86
	633.000	37.87	---	---	56.00	46.00	-8.13
	759.000	38.12	---	---	56.00	46.00	-7.88
	1320.000	34.98	---	---	56.00	46.00	-11.02
	20580.000	41.77	---	---	60.00	50.00	-8.23
Line 2	380.000	39.57	---	---	59.43	49.43	-9.86
	639.000	36.74	---	---	56.00	46.00	-9.26
	759.000	36.78	---	---	56.00	46.00	-9.22
	1230.000	33.93	---	---	56.00	46.00	-12.07
	1320.000	33.76	---	---	56.00	46.00	-12.24
	21410.000	39.21	---	---	60.00	50.00	-10.79

*Test mode: IEEE 802.11g Channel 11*

<i>Power Connected Emissions</i>					<i>FCC Class B</i>		
<i>Conductor</i>	<i>Frequency (KHz)</i>	<i>Peak (dBμV)</i>	<i>QP (dBμV)</i>	<i>Average (dBμV)</i>	<i>QP-limit (dBμV)</i>	<i>AVG-limit (dBμV)</i>	<i>Margin (dB)</i>
Line 1	255.000	43.01	---	---	63.00	53.00	-9.99
	380.000	40.87	---	---	59.43	49.43	-8.56
	633.000	38.50	---	---	56.00	46.00	-7.50
	759.000	38.24	---	---	56.00	46.00	-7.76
	1269.000	36.18	---	---	56.00	46.00	-9.82
	20200.000	41.07	---	---	60.00	50.00	-8.93
Line 2	384.000	40.38	---	---	59.31	49.31	-8.93
	633.000	36.81	---	---	56.00	46.00	-9.19
	884.000	34.15	---	---	56.00	46.00	-11.85
	1320.000	33.44	---	---	56.00	46.00	-12.56
	21520.000	39.06	---	---	60.00	50.00	-10.94
	24560.000	37.38	---	---	60.00	50.00	-12.62

*Test mode: IEEE 802.11n 20M Channel 1*

<i>Power Connected Emissions</i>					<i>Class B</i>		
<i>Conductor</i>	<i>Frequency (KHz)</i>	<i>Peak (dBμV)</i>	<i>QP (dBμV)</i>	<i>Average (dBμV)</i>	<i>QP-limit (dBμV)</i>	<i>AVG-limit (dBμV)</i>	<i>Margin (dB)</i>
Line 1	380.000	40.83	---	---	59.43	49.43	-8.60
	633.000	38.62	---	---	56.00	46.00	-7.38
	759.000	37.77	---	---	56.00	46.00	-8.23
	1187.000	34.93	---	---	56.00	46.00	-11.07
	4809.000	40.93	---	---	56.00	46.00	-5.07
	21190.000	39.30	---	---	60.00	50.00	-10.70
Line 2	255.000	41.23	---	---	63.00	53.00	-11.77
	380.000	39.50	---	---	59.43	49.43	-9.93
	639.000	37.93	---	---	56.00	46.00	-8.07
	759.000	37.15	---	---	56.00	46.00	-8.85
	1269.000	35.66	---	---	56.00	46.00	-10.34
	20680.000	41.16	---	---	60.00	50.00	-8.84

*Test mode: IEEE 802.11n 20M Channel 6*

<i>Power Connected Emissions</i>					<i>Class B</i>		
<i>Conductor</i>	<i>Frequency (KHz)</i>	<i>Peak (dBμV)</i>	<i>QP (dBμV)</i>	<i>Average (dBμV)</i>	<i>QP-limit (dBμV)</i>	<i>AVG-limit (dBμV)</i>	<i>Margin (dB)</i>
Line 1	252.000	43.12	---	---	63.09	53.09	-9.97
	380.000	41.23	---	---	59.43	49.43	-8.20
	633.000	39.26	---	---	56.00	46.00	-6.74
	759.000	37.56	---	---	56.00	46.00	-8.44
	1144.000	35.55	---	---	56.00	46.00	-10.45
	20680.000	41.71	---	---	60.00	50.00	-8.29
Line 2	380.000	39.74	---	---	59.43	49.43	-9.69
	558.000	43.43	---	---	56.00	46.00	-2.57
	759.000	37.64	---	---	56.00	46.00	-8.36
	884.000	34.57	---	---	56.00	46.00	-11.43
	1269.000	35.87	---	---	56.00	46.00	-10.13
	20490.000	40.59	---	---	60.00	50.00	-9.41

*Test mode: IEEE 802.11n 20M Channel 11*

<i>Power Connected Emissions</i>					<i>Class B</i>		
<i>Conductor</i>	<i>Frequency (KHz)</i>	<i>Peak (dBμV)</i>	<i>QP (dBμV)</i>	<i>Average (dBμV)</i>	<i>QP-limit (dBμV)</i>	<i>AVG-limit (dBμV)</i>	<i>Margin (dB)</i>
Line 1	255.000	43.04	---	---	63.00	53.00	-9.96
	380.000	40.52	---	---	59.43	49.43	-8.91
	633.000	39.80	---	---	56.00	46.00	-6.20
	759.000	37.31	---	---	56.00	46.00	-8.69
	1269.000	36.83	---	---	56.00	46.00	-9.17
	20580.000	41.73	---	---	60.00	50.00	-8.27
Line 2	384.000	39.84	---	---	59.31	49.31	-9.47
	633.000	37.28	---	---	56.00	46.00	-8.72
	759.000	36.72	---	---	56.00	46.00	-9.28
	1230.000	34.18	---	---	56.00	46.00	-11.82
	4809.000	36.51	---	---	56.00	46.00	-9.49
	21410.000	38.52	---	---	60.00	50.00	-11.48

**Test mode: IEEE 802.11n 40M Channel 3**

<b>Power Connected Emissions</b>					<b>Class B</b>		
<b>Conductor</b>	<b>Frequency (KHz)</b>	<b>Peak (dBμV)</b>	<b>QP (dBμV)</b>	<b>Average (dBμV)</b>	<b>QP-limit (dBμV)</b>	<b>AVG-limit (dBμV)</b>	<b>Margin (dB)</b>
Line 1	380.000	41.02	---	---	59.43	49.43	-8.41
	633.000	37.09	---	---	56.00	46.00	-8.91
	759.000	37.01	---	---	56.00	46.00	-8.99
	1230.000	34.34	---	---	56.00	46.00	-11.66
	4809.000	36.35	---	---	56.00	46.00	-9.65
	21630.000	39.14	---	---	60.00	50.00	-10.86
Line 2	380.000	39.67	---	---	59.43	49.43	-9.76
	633.000	37.96	---	---	56.00	46.00	-8.04
	759.000	36.03	---	---	56.00	46.00	-9.97
	1219.000	34.18	---	---	56.00	46.00	-11.82
	4809.000	35.10	---	---	56.00	46.00	-10.90
	21190.000	38.48	---	---	60.00	50.00	-11.52

**Test mode: IEEE 802.11n 40M Channel 6**

<b>Power Connected Emissions</b>					<b>Class B</b>		
<b>Conductor</b>	<b>Frequency (KHz)</b>	<b>Peak (dBμV)</b>	<b>QP (dBμV)</b>	<b>Average (dBμV)</b>	<b>QP-limit (dBμV)</b>	<b>AVG-limit (dBμV)</b>	<b>Margin (dB)</b>
Line 1	380.000	40.64	---	---	59.43	49.43	-8.79
	633.000	37.49	---	---	56.00	46.00	-8.51
	759.000	38.10	---	---	56.00	46.00	-7.90
	1230.000	33.99	---	---	56.00	46.00	-12.01
	4809.000	36.44	---	---	56.00	46.00	-9.56
	21190.000	39.07	---	---	60.00	50.00	-10.93
Line 2	380.000	39.74	---	---	59.43	49.43	-9.69
	633.000	38.25	---	---	56.00	46.00	-7.75
	759.000	36.75	---	---	56.00	46.00	-9.25
	1230.000	34.87	---	---	56.00	46.00	-11.13
	3062.000	33.19	---	---	56.00	46.00	-12.81
	21520.000	39.47	---	---	60.00	50.00	-10.53

*Test mode: IEEE 802.11n 40M Channel 9*

<i>Power Connected Emissions</i>					<i>FCC Class B</i>		
<i>Conductor</i>	<i>Frequency (KHz)</i>	<i>Peak (dBμV)</i>	<i>QP (dBμV)</i>	<i>Average (dBμV)</i>	<i>QP-limit (dBμV)</i>	<i>AVG-limit (dBμV)</i>	<i>Margin (dB)</i>
Line 1	380.000	40.85	---	---	59.43	49.43	-8.58
	633.000	38.84	---	---	56.00	46.00	-7.16
	759.000	37.18	---	---	56.00	46.00	-8.82
	1208.000	34.95	---	---	56.00	46.00	-11.05
	4905.000	36.51	---	---	56.00	46.00	-9.49
	21410.000	40.08	---	---	60.00	50.00	-9.92
Line 2	380.000	40.09	---	---	59.43	49.43	-9.34
	633.000	36.98	---	---	56.00	46.00	-9.02
	759.000	36.85	---	---	56.00	46.00	-9.15
	928.000	33.96	---	---	56.00	46.00	-12.04
	4809.000	35.92	---	---	56.00	46.00	-10.08
	21410.000	39.01	---	---	60.00	50.00	-10.99

**Antenna#2 mode:**

*Test mode: IEEE 802.11b Channel 1*

<i>Power Connected Emissions</i>					<i>Class B</i>		
<i>Conductor</i>	<i>Frequency (KHz)</i>	<i>Peak (dBμV)</i>	<i>QP (dBμV)</i>	<i>Average (dBμV)</i>	<i>QP-limit (dBμV)</i>	<i>AVG-limit (dBμV)</i>	<i>Margin (dB)</i>
Line 1	377.000	40.71	---	---	59.51	49.51	-8.80
	805.355	58.11	32.75	25.08	56.00	46.00	-20.92
	1534.000	40.31	---	---	56.00	46.00	-5.69
	4014.000	41.97	---	---	56.00	46.00	-4.03
	4714.000	40.37	---	---	56.00	46.00	-5.63
	23230.000	43.38	---	---	60.00	50.00	-6.62
Line 2	598.000	39.35	---	---	56.00	46.00	-6.65
	859.935	46.49	42.11	33.73	56.43	46.43	-12.27
	1464.000	38.62	---	---	56.00	46.00	-7.38
	1629.000	39.16	---	---	56.00	46.00	-6.84
	3638.000	39.45	---	---	56.00	46.00	-6.55
	23230.000	43.40	---	---	60.00	50.00	-6.60

*Test mode: IEEE 802.11b Channel 6*

<i>Power Connected Emissions</i>					<i>Class B</i>		
<i>Conductor</i>	<i>Frequency (KHz)</i>	<i>Peak (dBμV)</i>	<i>QP (dBμV)</i>	<i>Average (dBμV)</i>	<i>QP-limit (dBμV)</i>	<i>AVG-limit (dBμV)</i>	<i>Margin (dB)</i>
Line 1	592.000	40.03	---	---	56.00	46.00	-5.97
	627.000	39.99	---	---	56.00	46.00	-6.01
	829.670	46.88	42.48	34.16	56.00	46.00	-11.84
	1518.000	41.60	---	---	56.00	46.00	-4.40
	4014.000	42.30	---	---	56.00	46.00	-3.70
	23230.000	44.28	---	---	60.00	50.00	-5.72
Line 2	622.000	37.82	---	---	56.00	46.00	-8.18
	816.470	46.20	40.25	32.05	62.00	52.00	-13.95
	859.755	46.97	42.06	33.54	56.00	46.00	-12.46
	3741.000	39.73	---	---	56.00	46.00	-6.27
	4210.000	39.85	---	---	56.00	46.00	-6.15
	23230.000	41.52	---	---	60.00	50.00	-8.48

**Test mode: IEEE 802.11b Channel 11**

<b>Power Connected Emissions</b>					<b>Class B</b>		
<b>Conductor</b>	<b>Frequency (KHz)</b>	<b>Peak (dBμV)</b>	<b>QP (dBμV)</b>	<b>Average (dBμV)</b>	<b>QP-limit (dBμV)</b>	<b>AVG-limit (dBμV)</b>	<b>Margin (dB)</b>
Line 1	380.000	41.98	---	---	59.43	49.43	-7.45
	633.000	40.06	---	---	56.00	46.00	-5.94
	881.625	46.96	36.92	30.50	56.00	46.00	-15.50
	1518.000	40.08	---	---	56.00	46.00	-5.92
	3741.000	40.44	---	---	56.00	46.00	-5.56
	4666.000	37.86	---	---	56.00	46.00	-8.14
Line 2	380.000	41.57	---	---	59.43	49.43	-7.86
	537.000	38.85	---	---	56.00	46.00	-7.15
	829.220	46.55	42.49	33.85	56.00	46.00	-12.15
	1464.000	40.37	---	---	56.00	46.00	-5.63
	3858.000	41.09	---	---	56.00	46.00	-4.91
	23230.000	41.50	---	---	60.00	50.00	-8.50

**Test mode: IEEE 802.11g Channel 1**

<b>Power Connected Emissions</b>					<b>Class B</b>		
<b>Conductor</b>	<b>Frequency (KHz)</b>	<b>Peak (dBμV)</b>	<b>QP (dBμV)</b>	<b>Average (dBμV)</b>	<b>QP-limit (dBμV)</b>	<b>AVG-limit (dBμV)</b>	<b>Margin (dB)</b>
Line 1	587.000	38.86	---	---	56.00	46.00	-7.14
	819.770	38.34	35.75	31.18	56.00	46.00	-14.82
	881.660	37.83	33.37	28.45	56.00	46.00	-17.55
	1477.000	42.12	---	---	56.00	46.00	-3.88
	3936.000	41.69	---	---	56.00	46.00	-4.31
	4523.000	41.13	---	---	56.00	46.00	-4.87
Line 2	380.000	41.38	---	---	59.43	49.43	-8.05
	759.000	37.72	---	---	56.00	46.00	-8.28
	817.000	36.38	---	---	56.00	46.00	-9.62
	2663.000	34.42	---	---	56.00	46.00	-11.58
	3158.000	35.06	---	---	56.00	46.00	-10.94
	23230.000	41.52	---	---	60.00	50.00	-8.48

**Test mode: IEEE 802.11g Channel 6**

<b>Power Connected Emissions</b>					<b>Class B</b>		
<b>Conductor</b>	<b>Frequency (KHz)</b>	<b>Peak (dBμV)</b>	<b>QP (dBμV)</b>	<b>Average (dBμV)</b>	<b>QP-limit (dBμV)</b>	<b>AVG-limit (dBμV)</b>	<b>Margin (dB)</b>
Line 1	255.000	42.95	---	---	63.00	53.00	-10.05
	388.000	41.46	---	---	59.43	49.43	-7.97
	398.000	39.44	---	---	58.91	48.91	-9.47
	663.000	39.46	---	---	56.00	46.00	-6.54
	759.000	39.14	---	---	56.00	46.00	-6.86
	20010.000	42.23	---	---	60.00	50.00	-7.77
Line 2	384.000	40.81	---	---	59.31	49.31	-8.50
	633.000	38.16	---	---	56.00	46.00	-7.84
	759.000	36.85	---	---	56.00	46.00	-9.15
	893.000	35.40	---	---	56.00	46.00	-10.60
	3189.000	35.11	---	---	56.00	46.00	-10.89
	23230.000	38.71	---	---	60.00	50.00	-11.29

**Test mode: IEEE 802.11g Channel 11**

<b>Power Connected Emissions</b>					<b>FCC Class B</b>		
<b>Conductor</b>	<b>Frequency (KHz)</b>	<b>Peak (dBμV)</b>	<b>QP (dBμV)</b>	<b>Average (dBμV)</b>	<b>QP-limit (dBμV)</b>	<b>AVG-limit (dBμV)</b>	<b>Margin (dB)</b>
Line 1	252.000	42.45	---	---	63.09	53.09	-10.64
	384.000	41.88	---	---	59.31	49.31	-7.43
	610.000	37.43	---	---	56.00	46.00	-8.57
	759.000	39.16	---	---	56.00	46.00	-6.84
	4210.000	35.54	---	---	56.00	46.00	-10.46
	20010.000	41.46	---	---	60.00	50.00	-8.54
Line 2	380.000	40.61	---	---	59.43	49.43	-8.82
	604.000	36.91	---	---	56.00	46.00	-9.09
	767.000	37.93	---	---	56.00	46.00	-8.07
	884.000	35.75	---	---	56.00	46.00	-10.25
	21410.000	39.20	---	---	60.00	50.00	-10.80
	23230.000	38.85	---	---	60.00	50.00	-11.15



**Test mode: IEEE 802.11n 20M Channel 1**

<b>Power Connected Emissions</b>					<b>Class B</b>		
<b>Conductor</b>	<b>Frequency (KHz)</b>	<b>Peak (dBμV)</b>	<b>QP (dBμV)</b>	<b>Average (dBμV)</b>	<b>QP-limit (dBμV)</b>	<b>AVG-limit (dBμV)</b>	<b>Margin (dB)</b>
Line 1	380.000	41.32	---	---	59.43	49.43	-8.11
	633.000	38.76	---	---	56.00	46.00	-7.24
	767.000	38.66	---	---	56.00	46.00	-7.34
	20200.000	40.90	---	---	60.00	50.00	-9.10
	20490.000	41.16	---	---	60.00	50.00	-8.84
	23230.000	40.81	---	---	60.00	50.00	-9.19
Line 2	380.000	41.36	---	---	59.43	49.43	-8.07
	633.000	37.36	---	---	56.00	46.00	-8.64
	767.000	37.22	---	---	56.00	46.00	-8.78
	893.000	35.40	---	---	56.00	46.00	-10.60
	3062.000	35.33	---	---	56.00	46.00	-10.67
	21520.000	39.20	---	---	60.00	50.00	-10.80

**Test mode: IEEE 802.11n 20M Channel 6**

<b>Power Connected Emissions</b>					<b>Class B</b>		
<b>Conductor</b>	<b>Frequency (KHz)</b>	<b>Peak (dBμV)</b>	<b>QP (dBμV)</b>	<b>Average (dBμV)</b>	<b>QP-limit (dBμV)</b>	<b>AVG-limit (dBμV)</b>	<b>Margin (dB)</b>
Line 1	384.000	41.50	---	---	59.31	49.31	-7.81
	633.000	38.30	---	---	56.00	46.00	-7.70
	759.000	39.61	---	---	56.00	46.00	-6.39
	893.000	37.05	---	---	56.00	46.00	-8.95
	20580.000	40.47	---	---	60.00	50.00	-9.53
	23230.000	40.48	---	---	60.00	50.00	-9.52
Line 2	384.000	41.11	---	---	59.31	49.31	-8.20
	598.000	36.94	---	---	56.00	46.00	-9.06
	633.000	37.92	---	---	56.00	46.00	-8.08
	759.000	37.79	---	---	56.00	46.00	-8.21
	893.000	35.45	---	---	56.00	46.00	-10.55
	3062.000	35.43	---	---	56.00	46.00	-10.57

**Test mode: IEEE 802.11n 20M Channel 11**

<b>Power Connected Emissions</b>					<b>Class B</b>		
<b>Conductor</b>	<b>Frequency (KHz)</b>	<b>Peak (dBμV)</b>	<b>QP (dBμV)</b>	<b>Average (dBμV)</b>	<b>QP-limit (dBμV)</b>	<b>AVG-limit (dBμV)</b>	<b>Margin (dB)</b>
Line 1	380.000	42.14	---	---	59.43	49.43	-7.29
	639.000	39.83	---	---	56.00	46.00	-6.17
	759.000	39.61	---	---	56.00	46.00	-6.39
	3702.000	36.17	---	---	56.00	46.00	-9.83
	4571.000	36.13	---	---	56.00	46.00	-9.87
	20200.000	41.40	---	---	60.00	50.00	-8.60
Line 2	384.000	41.35	---	---	59.31	49.31	-7.96
	633.000	38.42	---	---	56.00	46.00	-7.58
	759.000	37.53	---	---	56.00	46.00	-8.47
	3062.000	34.69	---	---	56.00	46.00	-11.31
	21520.000	38.81	---	---	60.00	50.00	-11.19
	23230.000	39.22	---	---	60.00	50.00	-10.78

**Test mode: IEEE 802.11n 40M Channel 3**

<b>Power Connected Emissions</b>					<b>Class B</b>		
<b>Conductor</b>	<b>Frequency (KHz)</b>	<b>Peak (dBμV)</b>	<b>QP (dBμV)</b>	<b>Average (dBμV)</b>	<b>QP-limit (dBμV)</b>	<b>AVG-limit (dBμV)</b>	<b>Margin (dB)</b>
Line 1	387.000	41.30	---	---	59.23	49.23	-7.93
	633.000	38.78	---	---	56.00	46.00	-7.22
	767.000	37.06	---	---	56.00	46.00	-8.94
	893.000	36.87	---	---	56.00	46.00	-9.13
	3062.000	36.12	---	---	56.00	46.00	-9.88
	21410.000	39.51	---	---	60.00	50.00	-10.49
Line 2	380.000	40.42	---	---	59.43	49.43	-9.01
	627.000	38.18	---	---	56.00	46.00	-7.82
	759.000	37.36	---	---	56.00	46.00	-8.64
	3062.000	36.03	---	---	56.00	46.00	-9.97
	19620.000	37.36	---	---	60.00	50.00	-12.64
	21300.000	38.89	---	---	60.00	50.00	-11.11

**Test mode: IEEE 802.11n 40M Channel 6**

<b>Power Connected Emissions</b>					<b>Class B</b>		
<b>Conductor</b>	<b>Frequency (KHz)</b>	<b>Peak (dBμV)</b>	<b>QP (dBμV)</b>	<b>Average (dBμV)</b>	<b>QP-limit (dBμV)</b>	<b>AVG-limit (dBμV)</b>	<b>Margin (dB)</b>
Line 1	380.000	41.93	---	---	59.43	49.43	-7.50
	639.000	38.58	---	---	56.00	46.00	-7.42
	759.000	40.03	---	---	56.00	46.00	-5.97
	893.000	36.25	---	---	56.00	46.00	-9.75
	3189.000	36.29	---	---	56.00	46.00	-9.71
	20200.000	40.84	---	---	60.00	50.00	-9.16
Line 2	255.000	39.95	---	---	63.00	53.00	-13.05
	380.000	40.77	---	---	59.43	49.43	-8.66
	651.000	38.42	---	---	56.00	46.00	-7.58
	759.000	37.86	---	---	56.00	46.00	-8.14
	3062.000	35.38	---	---	56.00	46.00	-10.62
	23230.000	39.13	---	---	60.00	50.00	-10.87

**Test mode: IEEE 802.11n 40M Channel 9**

<b>Power Connected Emissions</b>					<b>FCC Class B</b>		
<b>Conductor</b>	<b>Frequency (KHz)</b>	<b>Peak (dBμV)</b>	<b>QP (dBμV)</b>	<b>Average (dBμV)</b>	<b>QP-limit (dBμV)</b>	<b>AVG-limit (dBμV)</b>	<b>Margin (dB)</b>
Line 1	387.000	41.35	---	---	59.23	49.23	-7.88
	633.000	39.31	---	---	56.00	46.00	-6.69
	759.000	39.19	---	---	56.00	46.00	-6.81
	893.000	34.88	---	---	56.00	46.00	-11.12
	21520.000	38.93	---	---	60.00	50.00	-11.07
	23230.000	39.40	---	---	60.00	50.00	-10.60
Line 2	380.000	41.10	---	---	59.43	49.43	-8.33
	633.000	37.43	---	---	56.00	46.00	-8.57
	759.000	38.08	---	---	56.00	46.00	-7.92
	876.000	35.17	---	---	56.00	46.00	-10.83
	3062.000	35.24	---	---	56.00	46.00	-10.76
	21520.000	39.18	---	---	60.00	50.00	-10.82

**Antenna#4 mode:**

*Test mode: IEEE 802.11b Channel 1*

<i>Power Connected Emissions</i>					<i>Class B</i>		
<i>Conductor</i>	<i>Frequency (KHz)</i>	<i>Peak (dBμV)</i>	<i>QP (dBμV)</i>	<i>Average (dBμV)</i>	<i>QP-limit (dBμV)</i>	<i>AVG-limit (dBμV)</i>	<i>Margin (dB)</i>
Line 1	384.000	42.06	---	---	59.31	49.31	-7.25
	633.000	39.31	---	---	56.00	46.00	-6.69
	759.000	35.70	---	---	56.00	46.00	-10.30
	3062.000	35.08	---	---	56.00	46.00	-10.92
	16010.000	40.78	---	---	60.00	50.00	-9.22
	23230.000	43.35	---	---	60.00	50.00	-6.65
Line 2	255.000	42.18	---	---	63.00	53.00	-10.82
	380.000	40.32	---	---	59.43	49.43	-9.11
	633.000	37.51	---	---	56.00	46.00	-8.49
	759.000	35.91	---	---	56.00	46.00	-10.09
	4905.000	37.83	---	---	56.00	46.00	-8.17
	23230.000	44.14	---	---	60.00	50.00	-5.86

*Test mode: IEEE 802.11b Channel 6*

<i>Power Connected Emissions</i>					<i>Class B</i>		
<i>Conductor</i>	<i>Frequency (KHz)</i>	<i>Peak (dBμV)</i>	<i>QP (dBμV)</i>	<i>Average (dBμV)</i>	<i>QP-limit (dBμV)</i>	<i>AVG-limit (dBμV)</i>	<i>Margin (dB)</i>
Line 1	380.000	41.65	---	---	59.43	49.43	-7.78
	598.000	38.00	---	---	56.00	46.00	-8.00
	759.000	36.21	---	---	56.00	46.00	-9.79
	4053.000	36.03	---	---	56.00	46.00	-9.97
	20110.000	42.02	---	---	60.00	50.00	-7.98
	23230.000	44.09	---	---	60.00	50.00	-5.91
Line 2	252.000	41.71	---	---	63.09	53.09	-11.38
	380.000	40.95	---	---	59.43	49.43	-8.48
	604.000	36.64	---	---	56.00	46.00	-9.36
	4053.000	36.23	---	---	56.00	46.00	-9.77
	20200.000	40.92	---	---	60.00	50.00	-9.08
	23230.000	43.49	---	---	60.00	50.00	-6.51

*Test mode: IEEE 802.11b Channel 11*

<i>Power Connected Emissions</i>					<i>Class B</i>		
<i>Conductor</i>	<i>Frequency (KHz)</i>	<i>Peak (dBµV)</i>	<i>QP (dBµV)</i>	<i>Average (dBµV)</i>	<i>QP-limit (dBµV)</i>	<i>AVG-limit (dBµV)</i>	<i>Margin (dB)</i>
Line 1	255.000	43.35	---	---	63.00	53.00	-9.65
	384.000	41.52	---	---	59.31	49.31	-7.79
	604.000	38.33	---	---	56.00	46.00	-7.67
	759.000	36.37	---	---	56.00	46.00	-9.63
	20390.000	42.18	---	---	60.00	50.00	-7.82
	23230.000	44.16	---	---	60.00	50.00	-5.84
Line 2	255.000	41.58	---	---	63.00	53.00	-11.42
	380.000	40.44	---	---	59.43	49.43	-8.99
	598.000	36.81	---	---	56.00	46.00	-9.19
	759.000	36.21	---	---	56.00	46.00	-9.79
	19820.000	40.43	---	---	60.00	50.00	-9.57
	23230.000	43.82	---	---	60.00	50.00	-6.18

*Test mode: IEEE 802.11g Channel 1*

<i>Power Connected Emissions</i>					<i>Class B</i>		
<i>Conductor</i>	<i>Frequency (KHz)</i>	<i>Peak (dBµV)</i>	<i>QP (dBµV)</i>	<i>Average (dBµV)</i>	<i>QP-limit (dBµV)</i>	<i>AVG-limit (dBµV)</i>	<i>Margin (dB)</i>
Line 1	380.000	40.97	---	---	59.43	49.43	-8.46
	633.000	37.94	---	---	56.00	46.00	-8.06
	759.000	36.63	---	---	56.00	46.00	-9.37
	4053.000	35.89	---	---	56.00	46.00	-10.11
	20200.000	42.00	---	---	60.00	50.00	-8.00
	23230.000	43.79	---	---	60.00	50.00	-6.21
Line 2	255.000	41.86	---	---	63.00	53.00	-11.14
	380.000	40.39	---	---	59.43	49.43	-9.04
	639.000	36.52	---	---	56.00	46.00	-9.48
	759.000	35.66	---	---	56.00	46.00	-10.34
	20390.000	40.77	---	---	60.00	50.00	-9.23
	23230.000	43.23	---	---	60.00	50.00	-6.77

*Test mode: IEEE 802.11g Channel 6*

<i>Power Connected Emissions</i>					<i>Class B</i>		
<i>Conductor</i>	<i>Frequency (KHz)</i>	<i>Peak (dBμV)</i>	<i>QP (dBμV)</i>	<i>Average (dBμV)</i>	<i>QP-limit (dBμV)</i>	<i>AVG-limit (dBμV)</i>	<i>Margin (dB)</i>
Line 1	255.000	43.63	---	---	63.00	53.00	-9.37
	387.000	40.93	---	---	59.23	49.23	-8.30
	604.000	38.02	---	---	56.00	46.00	-7.98
	759.000	36.30	---	---	56.00	46.00	-9.70
	19720.000	40.59	---	---	60.00	50.00	-9.41
	23230.000	44.04	---	---	60.00	50.00	-5.96
Line 2	255.000	41.61	---	---	63.00	53.00	-11.39
	384.000	40.29	---	---	59.31	49.31	-9.02
	604.000	37.35	---	---	56.00	46.00	-8.65
	759.000	35.96	---	---	56.00	46.00	-10.04
	20110.000	40.96	---	---	60.00	50.00	-9.04
	23230.000	42.89	---	---	60.00	50.00	-7.11

*Test mode: IEEE 802.11g Channel 11*

<i>Power Connected Emissions</i>					<i>FCC Class B</i>		
<i>Conductor</i>	<i>Frequency (KHz)</i>	<i>Peak (dBμV)</i>	<i>QP (dBμV)</i>	<i>Average (dBμV)</i>	<i>QP-limit (dBμV)</i>	<i>AVG-limit (dBμV)</i>	<i>Margin (dB)</i>
Line 1	255.000	42.62	---	---	63.00	53.00	-10.38
	380.000	41.67	---	---	59.43	49.43	-7.76
	639.000	37.83	---	---	56.00	46.00	-8.17
	759.000	37.11	---	---	56.00	46.00	-8.89
	20010.000	41.50	---	---	60.00	50.00	-8.50
	23230.000	44.00	---	---	60.00	50.00	-6.00
Line 2	384.000	40.55	---	---	59.31	49.31	-8.76
	639.000	36.93	---	---	56.00	46.00	-9.07
	759.000	34.91	---	---	56.00	46.00	-11.09
	4905.000	35.17	---	---	56.00	46.00	-10.83
	21300.000	40.28	---	---	60.00	50.00	-9.72
	23230.000	42.96	---	---	60.00	50.00	-7.04

*Test mode: IEEE 802.11n 20M Channel 1*

<i>Power Connected Emissions</i>					<i>Class B</i>		
<i>Conductor</i>	<i>Frequency (KHz)</i>	<i>Peak (dBμV)</i>	<i>QP (dBμV)</i>	<i>Average (dBμV)</i>	<i>QP-limit (dBμV)</i>	<i>AVG-limit (dBμV)</i>	<i>Margin (dB)</i>
Line 1	255.000	41.33	---	---	63.00	53.00	-11.67
	380.000	41.51	---	---	59.43	49.43	-7.92
	633.000	38.13	---	---	56.00	46.00	-7.87
	21190.000	39.00	---	---	60.00	50.00	-11.00
	21630.000	39.03	---	---	60.00	50.00	-10.97
	23230.000	43.15	---	---	60.00	50.00	-6.85
Line 2	380.000	40.44	---	---	59.43	49.43	-8.99
	639.000	36.74	---	---	56.00	46.00	-9.26
	759.000	34.81	---	---	56.00	46.00	-11.19
	3062.000	35.63	---	---	56.00	46.00	-10.37
	21300.000	39.05	---	---	60.00	50.00	-10.95
	23230.000	43.05	---	---	60.00	50.00	-6.95

*Test mode: IEEE 802.11n 20M Channel 6*

<i>Power Connected Emissions</i>					<i>Class B</i>		
<i>Conductor</i>	<i>Frequency (KHz)</i>	<i>Peak (dBμV)</i>	<i>QP (dBμV)</i>	<i>Average (dBμV)</i>	<i>QP-limit (dBμV)</i>	<i>AVG-limit (dBμV)</i>	<i>Margin (dB)</i>
Line 1	384.000	41.64	---	---	59.31	49.31	-7.67
	598.000	37.29	---	---	56.00	46.00	-8.71
	759.000	36.35	---	---	56.00	46.00	-9.65
	3062.000	35.27	---	---	56.00	46.00	-10.73
	21300.000	40.44	---	---	60.00	50.00	-9.56
	23230.000	43.40	---	---	60.00	50.00	-6.60
Line 2	380.000	40.67	---	---	59.43	49.43	-8.76
	639.000	36.79	---	---	56.00	46.00	-9.21
	759.000	34.89	---	---	56.00	46.00	-11.11
	21520.000	38.83	---	---	60.00	50.00	-11.17
	21740.000	39.15	---	---	60.00	50.00	-10.85
	23230.000	42.57	---	---	60.00	50.00	-7.43

*Test mode: IEEE 802.11n 20M Channel 11*

<i>Power Connected Emissions</i>					<i>Class B</i>		
<i>Conductor</i>	<i>Frequency (KHz)</i>	<i>Peak (dBμV)</i>	<i>QP (dBμV)</i>	<i>Average (dBμV)</i>	<i>QP-limit (dBμV)</i>	<i>AVG-limit (dBμV)</i>	<i>Margin (dB)</i>
Line 1	387.000	41.93	---	---	59.23	49.23	-7.30
	633.000	37.52	---	---	56.00	46.00	-8.48
	759.000	35.70	---	---	56.00	46.00	-10.30
	4905.000	35.45	---	---	56.00	46.00	-10.55
	21300.000	40.14	---	---	60.00	50.00	-9.86
	23230.000	42.16	---	---	60.00	50.00	-7.84
Line 2	255.000	41.86	---	---	63.00	53.00	-11.14
	380.000	40.58	---	---	59.43	49.43	-8.85
	405.000	37.99	---	---	58.71	48.71	-10.72
	639.000	37.84	---	---	56.00	46.00	-8.16
	1269.000	34.09	---	---	56.00	46.00	-11.91
	20390.000	41.24	---	---	60.00	50.00	-8.76

*Test mode: IEEE 802.11n 40M Channel 3*

<i>Power Connected Emissions</i>					<i>Class B</i>		
<i>Conductor</i>	<i>Frequency (KHz)</i>	<i>Peak (dBμV)</i>	<i>QP (dBμV)</i>	<i>Average (dBμV)</i>	<i>QP-limit (dBμV)</i>	<i>AVG-limit (dBμV)</i>	<i>Margin (dB)</i>
Line 1	255.000	43.08	---	---	63.00	53.00	-9.92
	384.000	42.20	---	---	59.31	49.31	-7.11
	633.000	37.59	---	---	56.00	46.00	-8.41
	767.000	37.01	---	---	56.00	46.00	-8.99
	20390.000	41.67	---	---	60.00	50.00	-8.33
	23230.000	43.19	---	---	60.00	50.00	-6.81
Line 2	391.000	40.68	---	---	59.11	49.11	-8.43
	604.000	36.66	---	---	56.00	46.00	-9.34
	759.000	35.80	---	---	56.00	46.00	-10.20
	3062.000	33.73	---	---	56.00	46.00	-12.27
	21300.000	39.10	---	---	60.00	50.00	-10.90
	23230.000	42.43	---	---	60.00	50.00	-7.57



**Test mode: IEEE 802.11n 40M Channel 6**

<b>Power Connected Emissions</b>					<b>Class B</b>		
<b>Conductor</b>	<b>Frequency (KHz)</b>	<b>Peak (dBμV)</b>	<b>QP (dBμV)</b>	<b>Average (dBμV)</b>	<b>QP-limit (dBμV)</b>	<b>AVG-limit (dBμV)</b>	<b>Margin (dB)</b>
Line 1	255.000	43.22	---	---	63.00	53.00	-9.78
	380.000	41.97	---	---	59.43	49.43	-7.46
	633.000	38.53	---	---	56.00	46.00	-7.47
	767.000	36.49	---	---	56.00	46.00	-9.51
	20870.000	42.21	---	---	60.00	50.00	-7.79
	23230.000	44.23	---	---	60.00	50.00	-5.77
Line 2	384.000	40.64	---	---	59.31	49.31	-8.67
	651.000	37.75	---	---	56.00	46.00	-8.25
	2663.000	33.31	---	---	56.00	46.00	-12.69
	3062.000	34.96	---	---	56.00	46.00	-11.04
	21300.000	38.79	---	---	60.00	50.00	-11.21
	23230.000	41.52	---	---	60.00	50.00	-8.48

**Test mode: IEEE 802.11n 40M Channel 9**

<b>Power Connected Emissions</b>					<b>FCC Class B</b>		
<b>Conductor</b>	<b>Frequency (KHz)</b>	<b>Peak (dBμV)</b>	<b>QP (dBμV)</b>	<b>Average (dBμV)</b>	<b>QP-limit (dBμV)</b>	<b>AVG-limit (dBμV)</b>	<b>Margin (dB)</b>
Line 1	255.000	43.28	---	---	63.00	53.00	-9.72
	384.000	41.24	---	---	59.31	49.31	-8.07
	633.000	38.48	---	---	56.00	46.00	-7.52
	767.000	36.53	---	---	56.00	46.00	-9.47
	20010.000	41.06	---	---	60.00	50.00	-8.94
	23230.000	42.70	---	---	60.00	50.00	-7.30
Line 2	384.000	41.80	---	---	59.31	49.31	-7.51
	633.000	36.13	---	---	56.00	46.00	-9.87
	767.000	34.87	---	---	56.00	46.00	-11.13
	3062.000	34.36	---	---	56.00	46.00	-11.64
	21520.000	39.06	---	---	60.00	50.00	-10.94
	23230.000	42.66	---	---	60.00	50.00	-7.34

#### **IV. Section 15.247 (a): Technical description of the EUT**

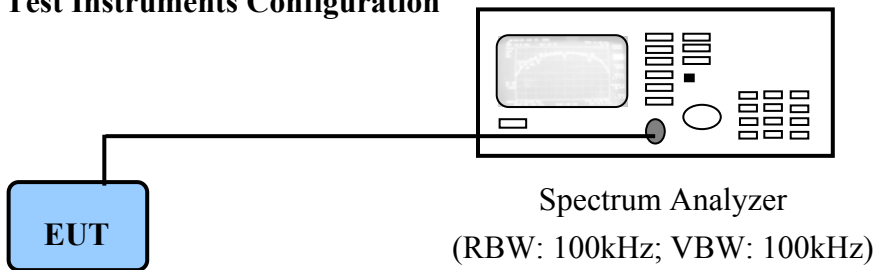
*Direct Sequence System* is a spread spectrum system in which the carrier has been modulated by a high speed spreading code and an information data stream. The high speed code sequence dominates the “modulating function” and is the direct cause of the wide spreading of the transmitted signal. In the operational description demonstrates the operation principles of the Baseband processor employed by the EUT, shows that which is a complete DSSS baseband processor and meets the definition of the direct sequence spread spectrum system.

**V. Section 15.247(a)(2): Bandwidth for Direct Sequence System.**

**5.1 Test Condition & Setup**

The transmitter bandwidth measurements were performed by the contact manner. The EUT was set to transmit continuously, also various channels were investigated to find the maximum occupied bandwidth. The output of the EUT was connected to the spectrum analyzer. The bandwidth of the fundamental frequency is observed by the spectrum analyzer with 100kHz RBW and 100kHz VBW.

**5.2 Test Instruments Configuration**



*PC to control the EUT at maximal power output and channel number and set antenna kit*

**5.3 List of Test Instruments**

Instrument Name	Model No.	Brand	Serial No.	Next time
Spectrum Analyzer	MS2665C	ANRITSU	6200175476	12/19/08

**5.4 Test Result of Bandwidth**

**IEEE 802.11b**

Channel	Limited (kHz)	Antenna(MHz)
CH01	$\geq 500$	12.52
CH06	$\geq 500$	12.52
CH11	$\geq 500$	12.56

**IEEE 802.11g**

CH01	$\geq 500$	16.84
CH06	$\geq 500$	16.80
CH11	$\geq 500$	16.80

**IEEE 802.11n 20M**

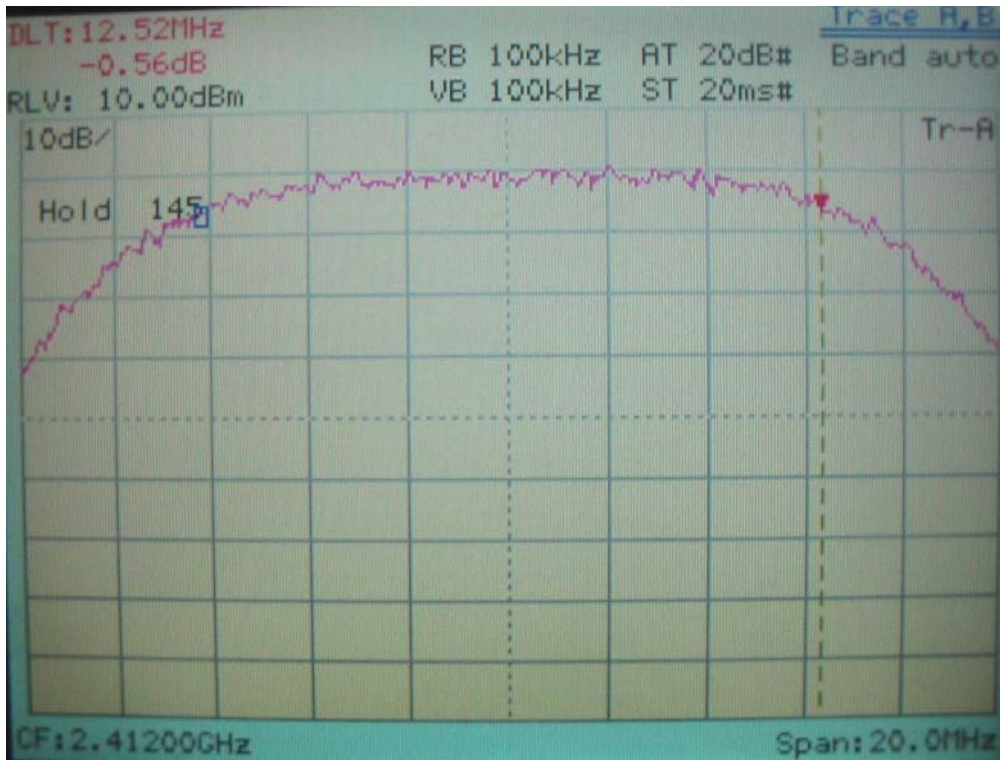
CH01	$\geq 500$	18.00
CH06	$\geq 500$	18.00
CH11	$\geq 500$	18.00

**IEEE 802.11n 40M**

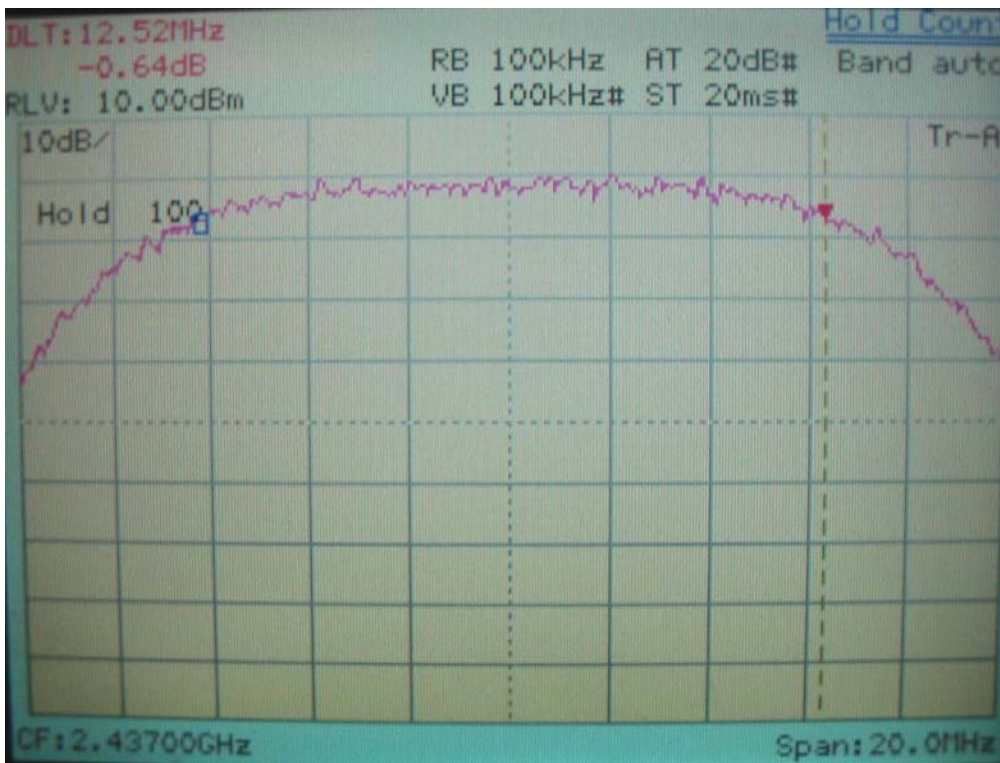
CH03	$\geq 500$	37.00
CH06	$\geq 500$	36.90
CH19	$\geq 500$	37.00

- Note:
1. The data in the above table are summarizing the following attachment spectrum analyzer hard copy. According to the guidance, we'd made the measurement with the spectrum analyzer's resolution bandwidth ( $RBW$ )=100kHz and set the  $span \gg RBW$ . The results show the measured 6dB bandwidth comply with the minimum 500kHz requirement.
  2. The attachments show these on the following pages.

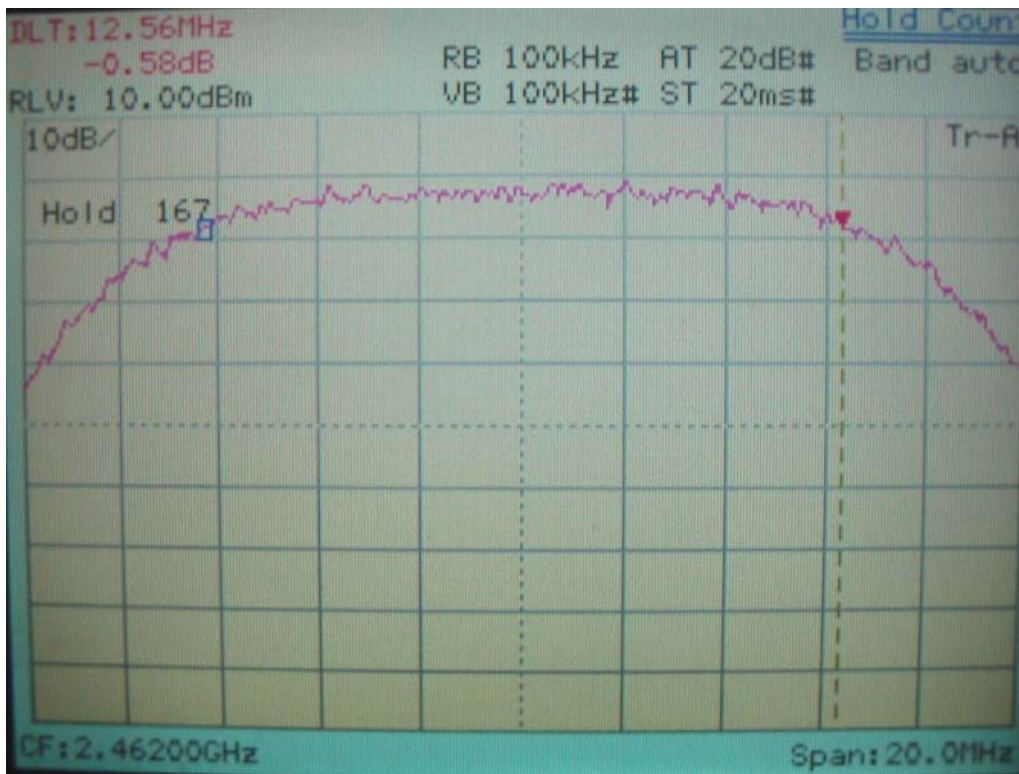
6dB Bandwidth of Channel CH01 IEEE 802.11b , 2412MHz



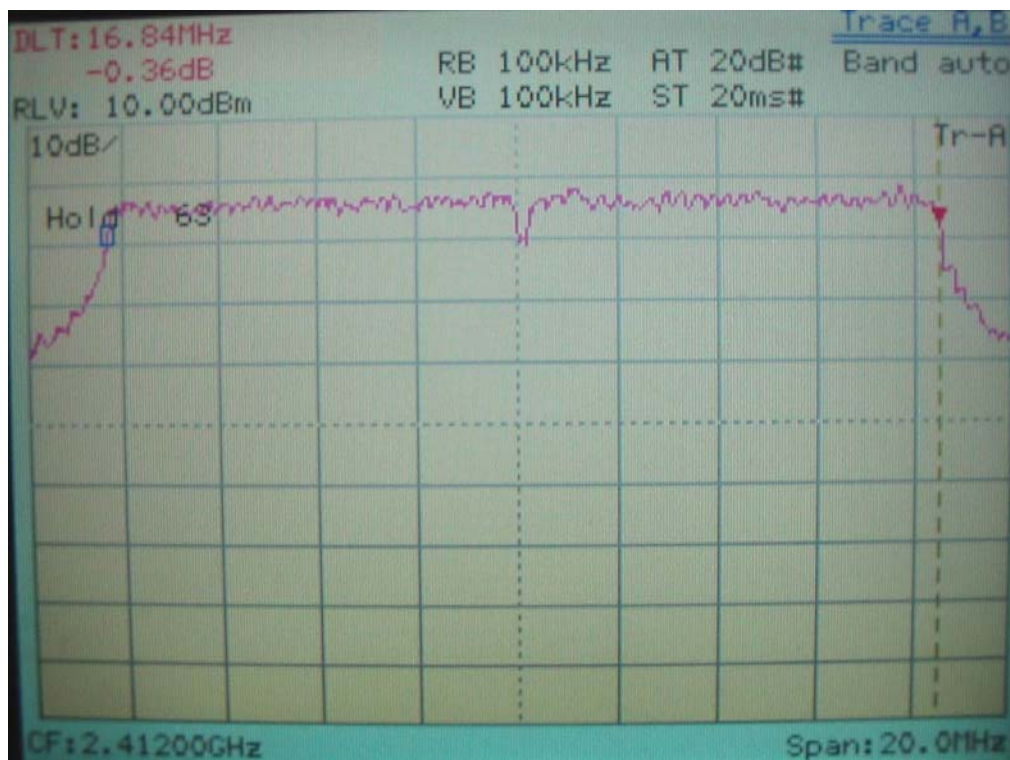
6dB Bandwidth of Channel CH06 IEEE 802.11b , 2437MHz



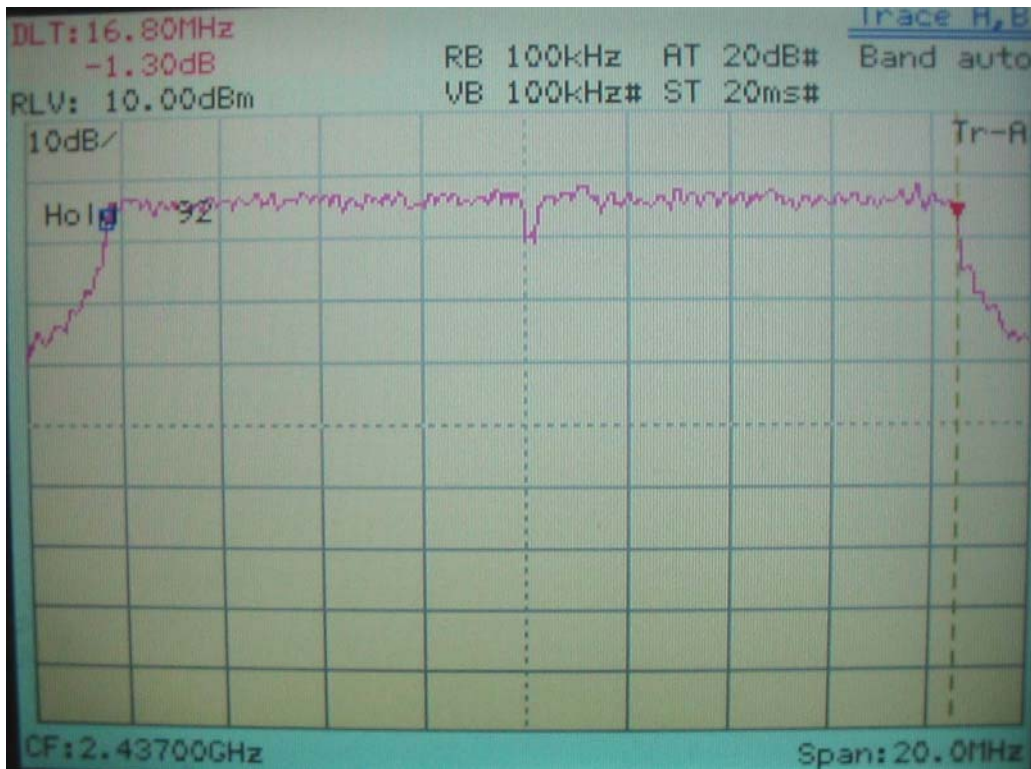
**6dB Bandwidth of Channel CH11 IEEE 802.11b , 2462MHz**



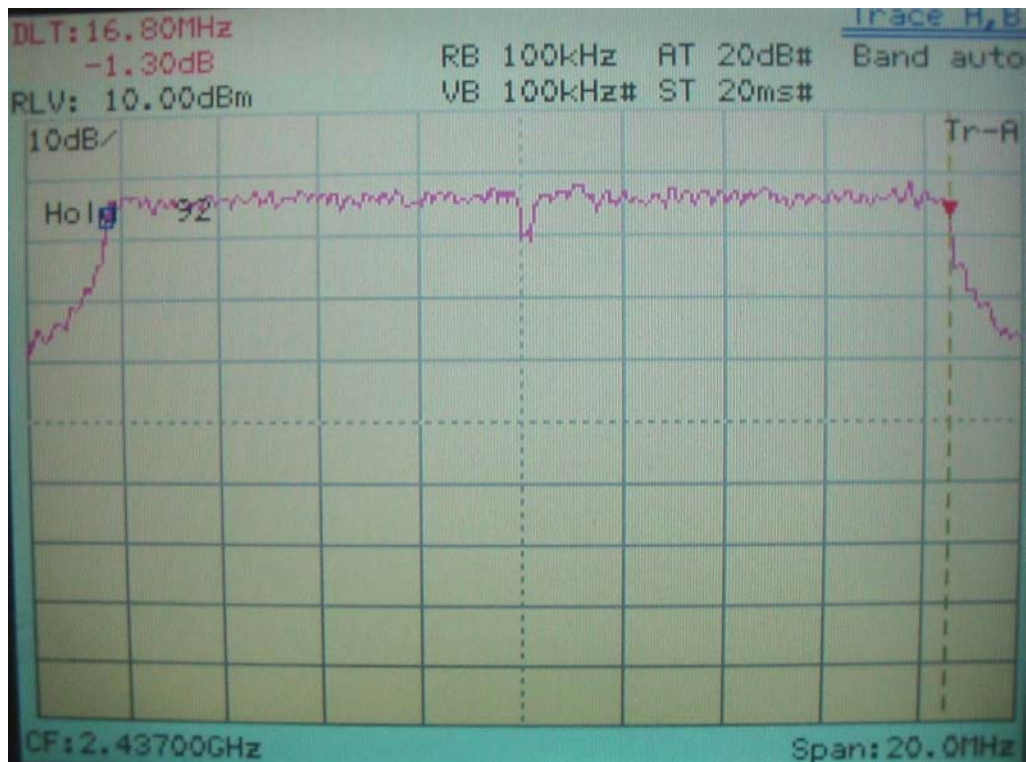
**6dB Bandwidth of Channel CH01 IEEE 802.11g , 2412MHz**



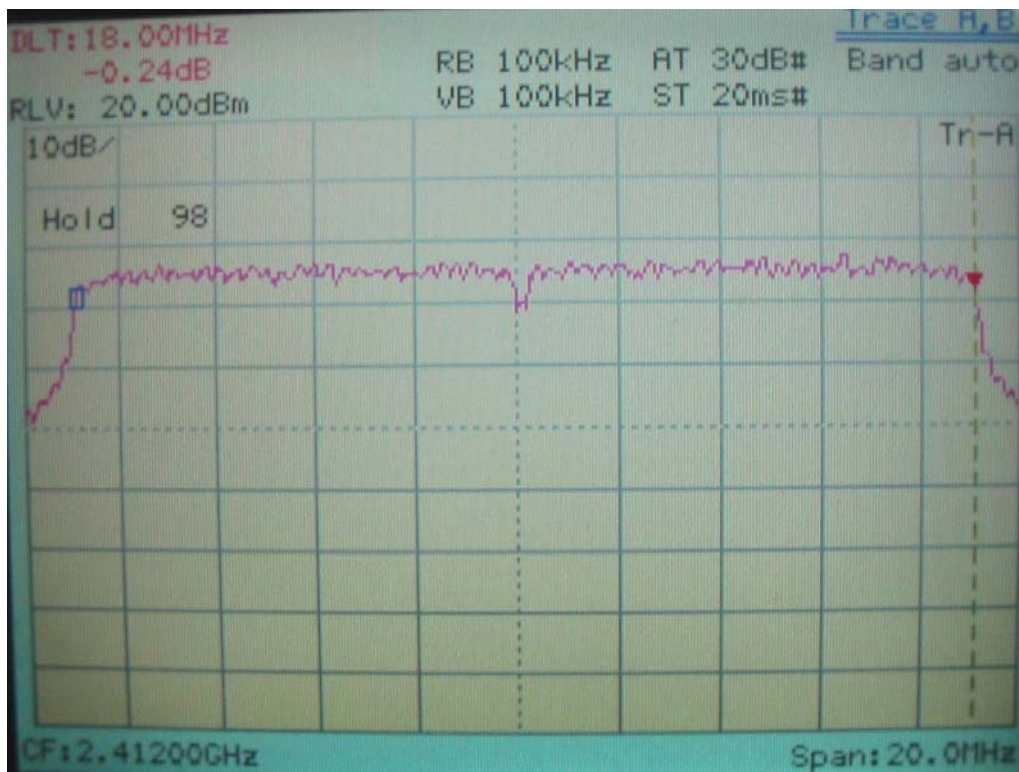
**6dB Bandwidth of Channel CH06 IEEE 802.11g , 2437MHz**



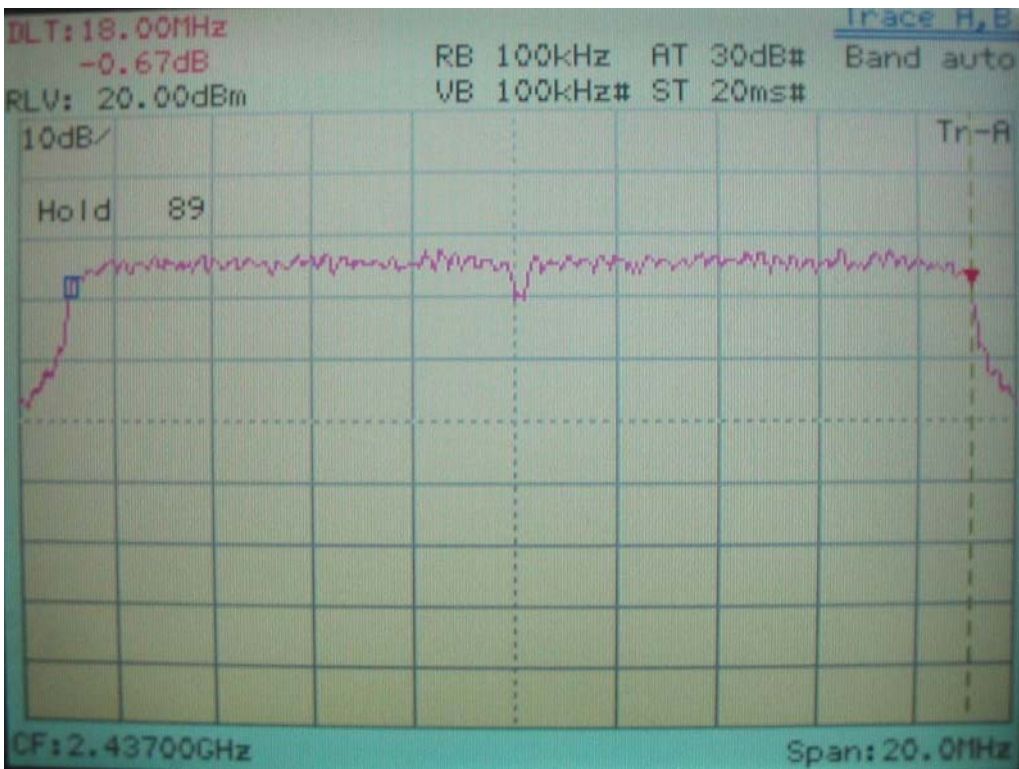
**6dB Bandwidth of Channel CH11 IEEE 802.11g , 2462MHz**



**6dB Bandwidth of Channel 01 IEEE 802.11n 20M , 2412MHz**

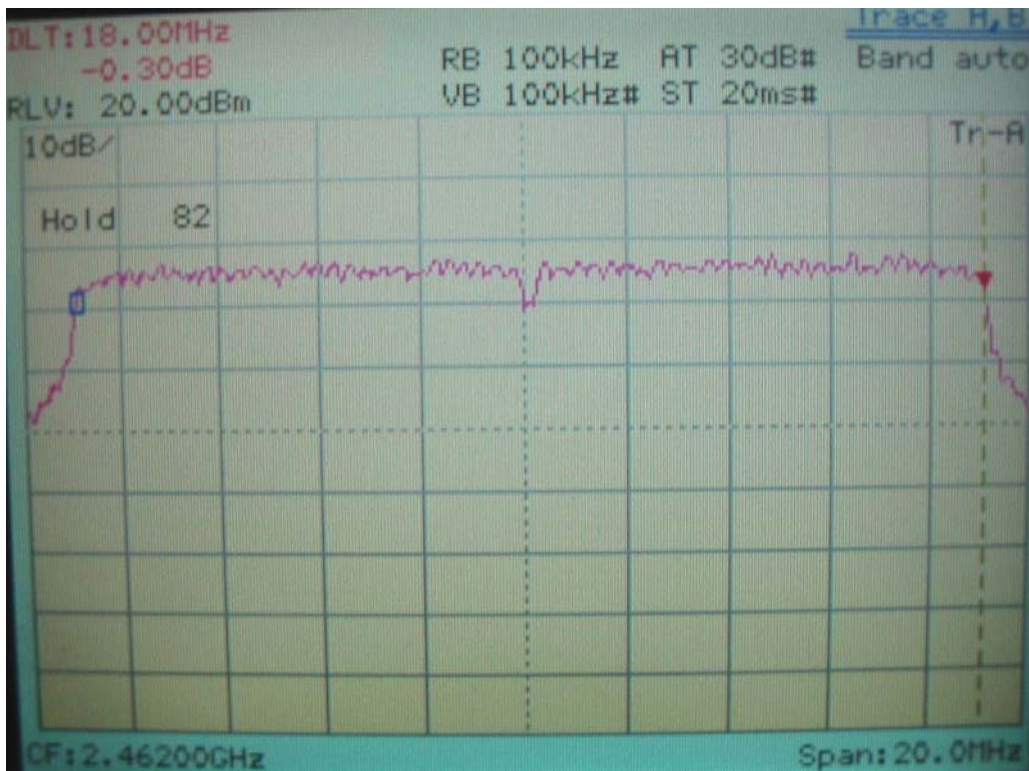


**6dB Bandwidth of Channel 06 IEEE 802.11n 20M , 2437MHz**

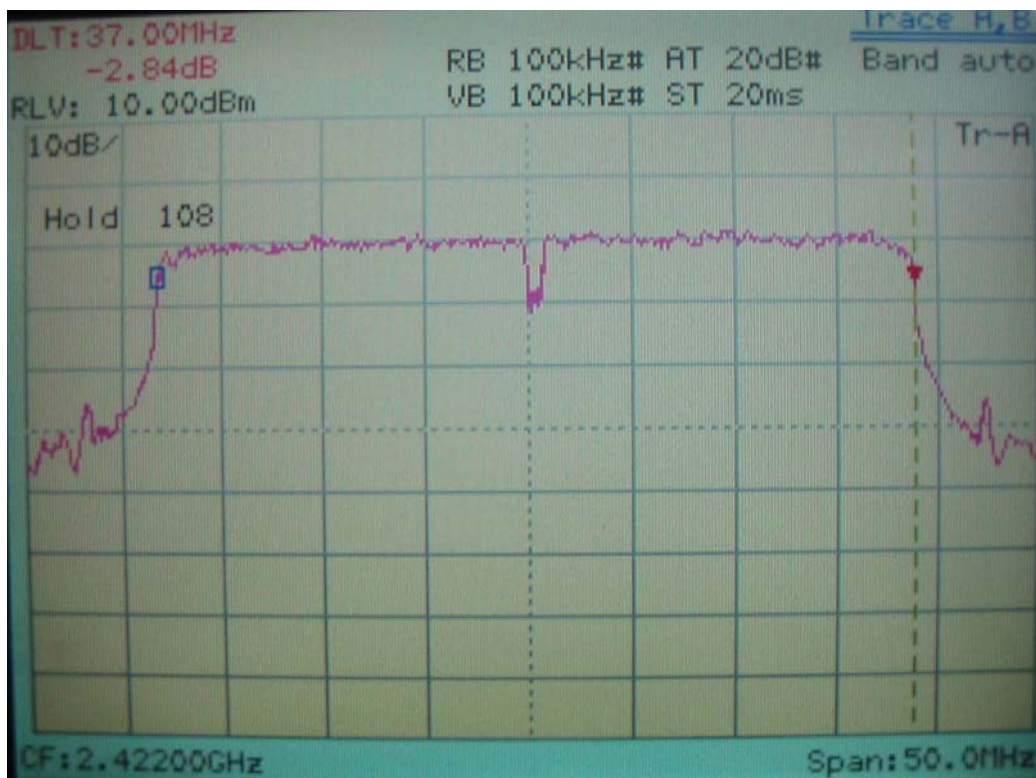




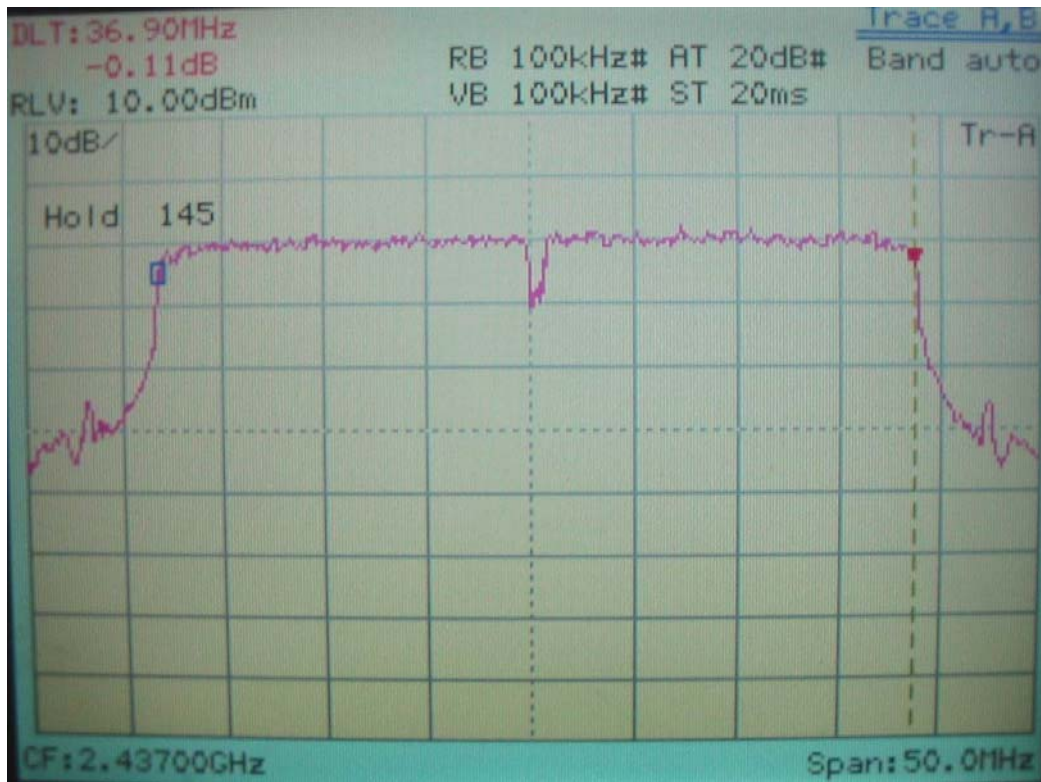
**6dB Bandwidth of Channel 11 IEEE 802.11n 20M, 2462MHz**



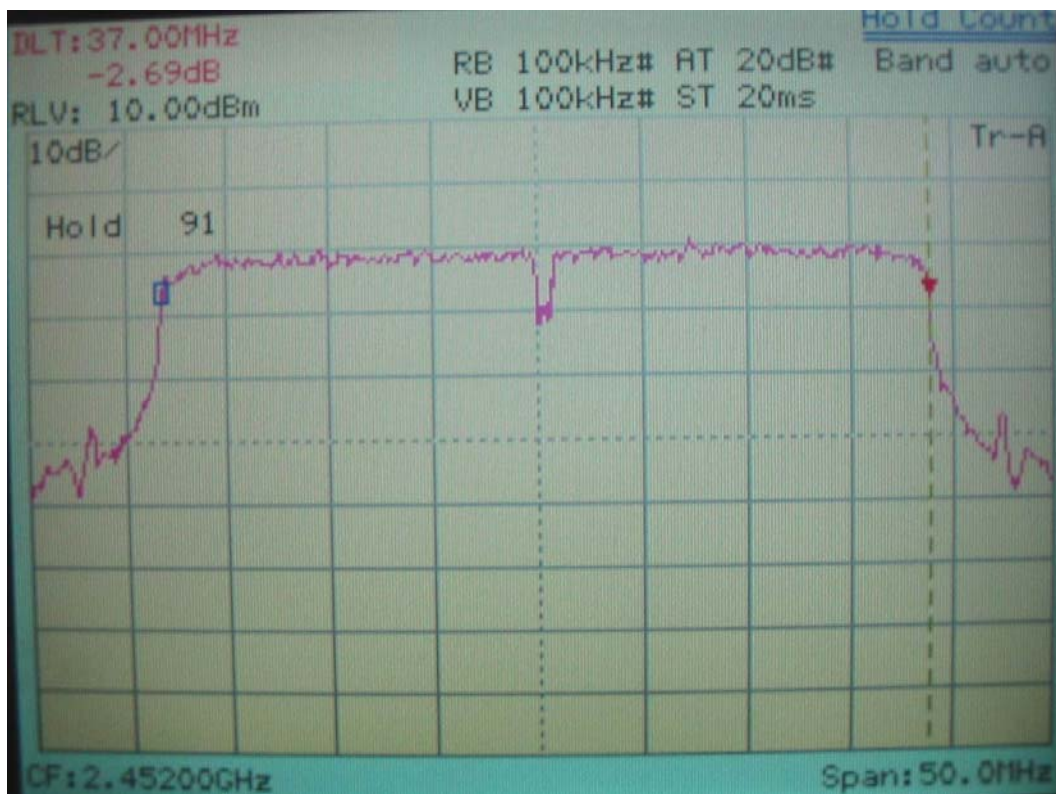
**6dB Bandwidth of Channel 03 IEEE 802.11n 40M, 2422MHz**



**6dB Bandwidth of Channel 06 IEEE 802.11n 40M, 2437MHz**

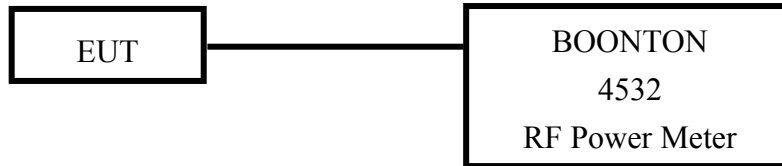


**6dB Bandwidth of Channel 09 IEEE 802.11n 40M, 2452MHz**



## VI. Section 15.247(b): Power Output

### 6.1 Test Condition & Setup



1. The output of the transmitter is connected to the BOONTON RF Power Meter.
2. The calibration is performed before every test. The values of the output power of the EUT will shown in the dBm directly are the transmitter output peak power. Recording as follows.

### 6.2 List of Test Instruments

Instrument Name	Model	Brand	Serial No.	Next time
RF Power Meter	4532	BOONTON	117501	09/11/08
Peak Power Sensor	57340	BOONTON	2696	09/11/08

**6.3 Test Result**

**Formula:**  
 RF Output of EUT + |Cable Loss| = Output Peak Power

Channel (MHz)	Output Level	Cable Loss	Limit	Output Peak Power	
	dBm	dBm	(DSS)	dBm	mW

**IEEE 802.11b**

<b>CH 01 /2412</b>	19.48	1.00	30dBm	20.48	111.69
<b>CH 06/2437</b>	19.67	1.00	30dBm	20.67	116.68
<b>CH 11/2462</b>	19.65	1.00	30dBm	20.65	116.14

**IEEE 802.11g**

<b>CH 01 /2412</b>	21.36	1.00	30dBm	22.36	172.19
<b>CH 06 /2437</b>	21.65	1.00	30dBm	22.65	184.08
<b>CH 11 /2462</b>	21.91	1.00	30dBm	22.91	195.43

**802.11n 20M**

<b>CH Lowest /2412</b>	20.78	1.00	30dBm	21.78	150.66
<b>CH Middle/2437</b>	21.02	1.00	30dBm	22.02	159.22
<b>CH Highest/2462</b>	21.33	1.00	30dBm	21.33	135.83

**802.11n 40M**

<b>CH Lowest /2422</b>	19.07	1.00	30dBm	20.07	101.62
<b>CH Middle/2437</b>	19.51	1.00	30dBm	20.51	112.46
<b>CH Highest/2452</b>	19.79	1.00	30dBm	20.79	119.95

## **VII. Section 15.247 (C): Spurious Emissions (Radiated)**

### **7.1 Test Condition & Setup**

We'd performed the test by the *radiated emission* skill: The EUT was placed in an anechoic chamber, and set the EUT transmitting continuously and scanned at 3-meter distance to determine its emission characteristics. The physical arrangement of the EUT was varied (within the scope of arrangements likely to be encountered in actual use) to determine the effect on the unit's emanations in amplitude, directivity, and frequency. The exact system configuration, which produced the highest emissions was noted so it could be reproduced later during the final tests. For the measurement above 1GHz, according to the guidance we'd set the spectrum analyzer's 6dB bandwidth RBW to 1MHz.

This was done to ensure that the final measurements would demonstrate the worst-case interference potential of the EUT.

Final radiation measurements were made on a three-meter, anechoic chamber. The EUT system was placed on a nonconductive turntable, which is 0.8 meters height, top surface 1.0 x 1.5 meter.

The spectrum was examined from 30MHz to 1000MHz using an Hewlett Packard 85460A EMI Receiver, SCHWARZECK whole range Small Biconical Antenna (Model No.: UBAA9114 & BBVU9135) is used to measure frequency from 30 MHz to 1GHz. The final test is used the HP 85460A spectrum and 8564E spectrum was examined from 1GHz to 25GHz using an Hewlett Packard Spectrum Analyzer, EMCO/HP Horn Antenna (Model 3115 / 84125-80008) for 1G - 25GHz.

At each frequency, the EUT was rotated 360 degrees, and the antenna was raised and lowered from one to four meters to find the maximum emission levels. Measurements were taken using both horizontal and vertical antenna polarization.

Appropriate preamplifiers were used for improving sensitivity and precautions were taken to avoid overloading or desensitizing the spectrum analyzer. There are two spectrum analyzers use on this testing, HP 85460A for frequency 30MHz to 1000MHz, and 8564E for frequency 1GHz to 25GHz. No post-detector video filters were used in the test. The spectrum analyzer's 6dB bandwidth was set to 120KHz (spectrum was examined from 30 MHz to 1000 MHz), the spectrum analyzer's 6 dB bandwidth was set to 1 MHz (spectrum was examined from 1GHz to 25GHz) and the analyzer was operated in the maximum hold mode. There is a test condition applies in this test item, the test procedure description as the following:

Three channels were tested, one in the top, one in the middle and the other in bottom. The setting up procedure is recorded on <1.3>

With the transmitter operating from a AC source and using the internal of EUT, radiates spurious emissions falling within the restricted bands of 15.209 were measured at operating frequencies corresponding to upper, middle and bottom channels in the 2400 ~ 2483.5 MHz band.

The actual field intensity in decibels referenced to 1 microvolt per meter (dB $\mu$ V/m) is determined by algebraically adding the measured reading in dB $\mu$ V, the antenna factor (dB), and cable loss (dB) at the appropriate frequency. Since the EUT was set to transmit continuously, no *duty cycle* is present.

**For frequency between 30MHz to 1000MHz**

$$F_{Ia} \text{ (dBuV/m)} = F_{Ir} \text{ (dB}\mu\text{V)} + \text{Correction Factors}$$

F<sub>Ia</sub> : Actual Field Intensity

F<sub>Ir</sub> : Reading of the Field Intensity

Correction Factors = Antenna Factor + (Cable Loss – Amplifier Gain) + Switching Box Loss

**For frequency between 1GHz to 25GHz**

$$F_{Ia} \text{ (dB}\mu\text{V/m)} = F_{Ir} \text{ (dB}\mu\text{V)} + \text{Correction Factor}$$

F<sub>Ia</sub> : Actual Field Intensity

F<sub>Ir</sub> : Reading of the Field Intensity

Correction Factors = Antenna Factor + (Cable Loss – Amplifier Gain) + Switching Box Loss

## 7.2 List of Test Instruments

Instrument Name	Model	Brand	Serial No.	Calibration Date
				Next time
EMI Receiver	8546A	HP	3520A00242	09/05/08
RF Filter Section	85460A	HP	3448A00217	09/05/08
Small Biconical Antenna	UBAA9114 & BBVU9135	SCHWARZECK	127	09/07/08
Pre-amplifier	PA1F	TRC	1FAC	11/08/08
Auto Switch Box (>30MHz)	ASB-01	TRC	9904-01	11/08/08
Coaxial Cable (Double shielded, 15 meter)	A30A30-0058-50FS-15M	JYEBAO	SMA-01	11/08/08
Coaxial Cable (1.1 meter)	A30A30-0058-50FS-1M	JYEBAO	SMA-02	03/17/09
Spectrum Analyzer	8564E	HP	3720A00840	11/07/08
Microwave Preamplifier	84125C	HP	US36433002	11/05/08
Horn Antenna	3115	EMCO	9104-3668	12/14/08
Horn Antenna	1196E (3115)	HP (EMCO)	9704-5178	12/14/08
Standard Guide Horn Antenna	84125-80008	HP	18-26.5GHz	11/12/08
Standard Guide Horn Antenna	84125-80001	HP	26.5-40GHz	10/10/08
Pre-amplifier	PA2F	TRC	2F1GZ	10/10/08
Coaxial Cable (3 miter)	A30A30-0058-50FST118	JYEBAO	MSA-05	10/10/08
Coaxial Cable (1 meter)	A30A30-0058-50FST118	JYEBAO	MSA-04	09/05/08

**7.3 Test Result of Spurious Radiated Emissions**

The highest peak values of radiated emissions from the EUT at various antenna heights, antenna polarizations, EUT orientation, etc. are recorded on the following.

Test Conditions: Temperature : 25 °C Humidity : 73 % RH

**Antenna#1 mode:**

*Test mode: IEEE 802.11b CH01 for 30MHz to 1GHz [Horizontal]*

Radiated Emission				Correction Factors (dB)	Corrected Amplitude (dBµV/m)	Class B (3 m)	
Frequency (MHz)	Amplitude (dBµV)	Ant. H. (m)	Table ( )			Limit (dBµV/m)	Margin (dB)
122.15	35.98	1.00	236	-2.53	33.45	43.50	-10.05
314.94	31.67	1.00	209	-2.71	28.96	46.00	-17.04
362.22	44.11	1.00	138	-1.98	42.13	46.00	-3.87
630.19	30.84	1.00	135	7.40	38.24	46.00	-7.76
696.87	28.45	1.00	280	9.44	37.89	46.00	-8.11
829.04	27.63	1.00	273	12.58	40.21	46.00	-5.79

*Test mode: IEEE 802.11b CH01 for 30MHz to 1GHz [Vertical]*

Radiated Emission				Correction Factors (dB)	Corrected Amplitude (dBµV/m)	Class B (3 m)	
Frequency (MHz)	Amplitude (dBµV)	Ant. H. (m)	Table ( )			Limit (dBµV/m)	Margin (dB)
120.94	36.92	1.00	262	-2.45	34.47	43.50	-9.03
159.74	36.99	1.00	252	-4.06	32.93	43.50	-10.57
188.84	35.73	1.00	252	-3.77	31.96	43.50	-11.54
197.32	34.70	1.00	293	-3.42	31.28	43.50	-12.22
631.40	24.84	1.00	38	7.43	32.27	46.00	-13.73
746.59	25.40	1.00	304	10.01	35.41	46.00	-10.59

Note:

1. Margin = Amplitude – limit, if margin is minus means under limit.
2. Corrected Amplitude = Reading Amplitude + Correction Factors
3. Correction factor = Antenna factor + (Cable Loss – Amplitude gain) + Switching Box Loss



**Test mode: IEEE 802.11b CH01 for 1GHz to 26.5GHz [Horizontal]**

Frequency	Ant. H.	Table	Amplitude		Correction Factor	Corrected Amplitude		Limit		Margin
			Peak / Ave.			Peak / Ave.		Peak / Ave.		
MHz	m	degree	dBµV		dB/m	dBµV/m		dBµV/m		dB
2617.81	1.00	360	46.68	35.00	9.71	56.39	44.71	73.96	53.96	-9.25
3214.58	1.00	211	37.83	---	11.46	49.29	---	73.96	53.96	-4.67
4822.17	1.00	254	49.95	38.61	3.75	53.70	42.36	73.96	53.96	-11.60
9647.89	1.00	9	41.78	38.44	11.46	53.24	49.90	73.96	53.96	-4.06
19296.25	1.00	67	46.99	---	1.60	48.59	---	73.96	53.96	-5.37
21708.12	1.00	192	46.66	---	2.87	49.53	---	73.96	53.96	-4.43

**Test mode: IEEE 802.11b CH01 for 1GHz to 26.5GHz [Vertical]**

Frequency	Ant. H.	Table	Amplitude		Correction Factor	Corrected Amplitude		Limit		Margin
			Peak / Ave.			Peak / Ave.		Peak / Ave.		
MHz	m	degree	dBµV		dB/m	dBµV/m		dBµV/m		dB
2618.75	1.00	4	38.17	---	9.71	47.88	---	73.96	53.96	-6.08
4823.12	1.00	171	44.10	---	3.76	47.86	---	73.96	53.96	-6.10
6436.25	1.00	0	42.27	---	7.92	50.19	---	73.96	53.96	-3.77
9650.42	1.00	67	37.94	---	11.47	49.41	---	73.96	53.96	-4.55
21708.12	1.00	131	45.32	---	2.87	48.19	---	73.96	53.96	-5.77
24120.00	1.00	199	45.32	---	3.40	48.72	---	73.96	53.96	-5.24

Note:

1. Margin = Corrected - Limit.
2. The EUT utilizes a *permanently attached antenna*. In addition the spurious RF radiated emissions levels do comply with the *20dBc limit* both at its bandedges and other spurious emissions.
3. As stated in Section 15.35(b), for any frequencies above 1000MHz, radiated limits shown are based upon the use of measurement instrumentation employing an average detector function. As the results of our test, the peak amplitudes are already below the FCC limit. Thus the average amplitudes of the rest are omitted.

*Test mode: IEEE 802.11b CH06 for 30MHz to 1GHz [Horizontal]*

<i>Radiated Emission</i>				<i>Correction Factors</i>	<i>Corrected Amplitude</i>	<i>Class B (3 m)</i>	
<i>Frequency (MHz)</i>	<i>Amplitude (dBμV)</i>	<i>Ant. H. (m)</i>	<i>Table ( )</i>			<i>Limit (dBμV/m)</i>	<i>Margin (dB)</i>
122.15	31.90	1.00	242	-2.53	29.37	43.50	-14.13
264.01	36.51	1.00	131	-3.89	32.62	46.00	-13.38
381.62	32.90	1.00	225	-1.52	31.38	46.00	-14.62
631.40	31.22	1.00	136	7.43	38.65	46.00	-7.35
729.61	27.67	1.00	304	9.83	37.50	46.00	-8.50
829.04	27.11	1.00	273	12.58	39.69	46.00	-6.31

*Test mode: IEEE 802.11b CH06 for 30MHz to 1GHz [Vertical]*

<i>Radiated Emission</i>				<i>Correction Factors</i>	<i>Corrected Amplitude</i>	<i>Class B (3 m)</i>	
<i>Frequency (MHz)</i>	<i>Amplitude (dBμV)</i>	<i>Ant. H. (m)</i>	<i>Table ( )</i>			<i>Limit (dBμV/m)</i>	<i>Margin (dB)</i>
158.52	37.83	1.00	71	-4.10	33.73	43.50	-9.77
188.84	36.81	1.00	212	-3.77	33.04	43.50	-10.46
314.94	32.38	1.00	326	-2.71	29.67	46.00	-16.33
631.40	24.69	1.00	105	7.43	32.12	46.00	-13.88
746.59	25.33	1.00	297	10.01	35.34	46.00	-10.66
829.04	22.96	1.00	87	12.58	35.54	46.00	-10.46

*Test mode: IEEE 802.11b CH06 for 1GHz to 26.5GHz [Horizontal]*

<i>Frequency</i>	<i>Ant. H.</i>	<i>Table</i>	<i>Amplitude</i>		<i>Correction Factor</i>	<i>Corrected Amplitude</i>		<i>Limit</i>		<i>Margin</i>
			<i>Peak / Ave.</i>			<i>Peak / Ave.</i>		<i>Peak / Ave.</i>		
<i>MHz</i>	<i>m</i>	<i>degree</i>	<i>dBμV</i>		<i>dB/m</i>	<i>dBμV/m</i>		<i>dBμV/m</i>		<i>dB</i>
2154.17	1.00	232	40.67	---	8.52	49.19	---	73.96	53.96	-4.77
2639.03	1.00	42	43.49	32.67	9.75	53.24	42.42	73.96	53.96	-11.54
4871.85	1.00	262	47.60	36.44	3.95	51.55	40.39	73.96	53.96	-13.57
9747.89	1.00	308	43.94	40.44	11.89	55.83	52.33	73.96	53.96	-1.63
12187.92	1.00	242	39.77	---	9.74	49.51	---	73.96	53.96	-4.45
21934.79	1.00	28	45.66	---	3.09	48.75	---	73.96	53.96	-5.21

*Test mode: IEEE 802.11b CH06 for 1GHz to 26.5GHz [Vertical]*

<i>Frequency</i>	<i>Ant. H.</i>	<i>Table</i>	<i>Amplitude</i>		<i>Correction Factor</i>	<i>Corrected Amplitude</i>		<i>Limit</i>		<i>Margin</i>
			<i>Peak / Ave.</i>			<i>Peak / Ave.</i>		<i>Peak / Ave.</i>		
<i>MHz</i>	<i>m</i>	<i>degree</i>	<i>dBμV</i>		<i>dB/m</i>	<i>dBμV/m</i>		<i>dBμV/m</i>		<i>dB</i>
2610.42	1.00	187	37.83	---	9.70	47.53	---	73.96	53.96	-6.43
6496.67	1.00	336	40.94	---	8.21	49.15	---	73.96	53.96	-4.81
9747.90	1.00	16	40.10	34.61	11.89	51.99	---	73.96	53.96	-7.46
12187.92	1.00	237	38.77	---	9.74	48.51	---	73.96	53.96	-5.45
21934.79	1.00	206	45.56	---	3.09	48.65	---	73.96	53.96	-5.31
24371.46	1.00	53	45.54	---	3.26	48.80	---	73.96	53.96	-5.16

*Test mode: IEEE 802.11b CH11 for 30MHz to 1GHz [Horizontal]*

<b>Radiated Emission</b>				<b>Correction Factors</b>	<b>Corrected Amplitude</b>	<b>Class B (3 m)</b>	
<b>Frequency (MHz)</b>	<b>Amplitude (dBμV)</b>	<b>Ant. H. (m)</b>	<b>Table ( )</b>			<b>Limit (dBμV/m)</b>	<b>Margin (dB)</b>
265.23	35.15	1.00	114	-3.90	31.25	46.00	-14.75
314.94	32.55	1.00	119	-2.71	29.84	46.00	-16.16
381.62	32.44	1.00	229	-1.52	30.92	46.00	-15.08
432.55	27.73	1.00	98	0.40	28.13	46.00	-17.87
631.40	31.36	1.00	128	7.43	38.79	46.00	-7.21
729.61	27.90	1.00	242	9.83	37.73	46.00	-8.27

*Test mode: IEEE 802.11b CH11 for 30MHz to 1GHz [Vertical]*

<b>Radiated Emission</b>				<b>Correction Factors</b>	<b>Corrected Amplitude</b>	<b>Class B (3 m)</b>	
<b>Frequency (MHz)</b>	<b>Amplitude (dBμV)</b>	<b>Ant. H. (m)</b>	<b>Table ( )</b>			<b>Limit (dBμV/m)</b>	<b>Margin (dB)</b>
113.66	36.94	1.00	175	-2.06	31.56	43.50	-11.94
158.52	36.94	1.00	296	-4.10	32.84	43.50	-10.66
188.84	37.43	1.00	205	-3.77	33.66	43.50	-9.84
313.72	33.49	1.00	320	-2.73	30.76	46.00	-15.24
631.40	25.31	1.00	218	7.43	32.74	46.00	-13.26
746.59	24.71	1.00	280	10.01	34.72	46.00	-11.28

*Test mode: IEEE 802.11b CH11 for 1GHz to 26.5GHz [Horizontal]*

<i>Frequency</i>	<i>Ant. H.</i>	<i>Table</i>	<i>Amplitude</i>		<i>Correction Factor</i>	<i>Corrected Amplitude</i>		<i>Limit</i>		<i>Margin</i>
			<i>Peak / Ave.</i>			<i>Peak / Ave.</i>		<i>Peak / Ave.</i>		
<i>MHz</i>	<i>m</i>	<i>degree</i>	<i>dBμV</i>		<i>dB/m</i>	<i>dBμV/m</i>		<i>dBμV/m</i>		<i>dB</i>
1608.33	1.00	347	36.33	---	14.20	50.53	---	73.96	53.96	-3.43
2156.50	1.00	211	42.50	---	8.53	51.03	---	73.96	53.96	-2.93
2642.58	1.00	60	43.15	32.33	9.76	52.91	42.09	73.96	53.96	-11.87
3283.33	1.00	97	37.50	---	11.79	49.29	---	73.96	53.96	-4.67
9847.88	1.00	360	44.28	40.61	11.93	56.21	52.54	73.96	53.96	-1.42
24619.37	1.00	238	45.49	---	3.01	48.50	---	73.96	53.96	-5.46

*Test mode: IEEE 802.11b CH11 for 1GHz to 26.5GHz [Vertical]*

<i>Frequency</i>	<i>Ant. H.</i>	<i>Table</i>	<i>Amplitude</i>		<i>Correction Factor</i>	<i>Corrected Amplitude</i>		<i>Limit</i>		<i>Margin</i>
			<i>Peak / Ave.</i>			<i>Peak / Ave.</i>		<i>Peak / Ave.</i>		
<i>MHz</i>	<i>m</i>	<i>degree</i>	<i>dBμV</i>		<i>dB/m</i>	<i>dBμV/m</i>		<i>dBμV/m</i>		<i>dB</i>
2627.08	1.00	197	39.00	---	9.73	48.73	---	73.96	53.96	-5.23
6563.12	1.00	150	39.11	---	8.18	47.29	---	73.96	53.96	-6.67
9847.88	1.00	4	40.44	35.61	11.93	52.37	47.54	73.96	53.96	-6.42
19696.46	1.00	252	46.43	---	1.81	48.24	---	73.96	53.96	-5.72
22157.92	1.00	256	44.30	---	3.25	47.55	---	73.96	53.96	-6.41
24619.37	1.00	230	45.58	---	3.01	48.59	---	73.96	53.96	-5.37

*Test mode: IEEE 802.11g CH01 for 30MHz to 1GHz [Horizontal]*

<b>Radiated Emission</b>				<b>Correction Factors</b>	<b>Corrected Amplitude</b>	<b>Class B (3 m)</b>	
<b>Frequency (MHz)</b>	<b>Amplitude (dBμV)</b>	<b>Ant. H. (m)</b>	<b>Table ( )</b>			<b>Limit (dBμV/m)</b>	<b>Margin (dB)</b>
122.15	37.87	1.00	246	-2.53	35.34	43.50	-8.16
142.76	37.57	1.00	246	-3.72	33.85	43.50	-9.65
230.06	30.78	1.00	236	-3.83	26.95	46.00	-19.05
313.72	32.27	1.00	209	-2.73	29.54	46.00	-16.46
362.22	40.39	1.00	168	-1.98	38.41	46.00	-7.59
631.40	31.03	1.00	128	7.43	38.46	46.00	-7.54

*Test mode: IEEE 802.11g CH01 for 30MHz to 1GHz [Vertical]*

<b>Radiated Emission</b>				<b>Correction Factors</b>	<b>Corrected Amplitude</b>	<b>Class B (3 m)</b>	
<b>Frequency (MHz)</b>	<b>Amplitude (dBμV)</b>	<b>Ant. H. (m)</b>	<b>Table ( )</b>			<b>Limit (dBμV/m)</b>	<b>Margin (dB)</b>
120.94	36.34	1.00	222	-2.45	33.89	43.50	-9.61
169.44	28.34	1.00	3	-4.11	24.23	43.50	-19.27
231.27	31.26	1.00	283	-3.82	27.44	46.00	-18.56
313.72	32.93	1.00	266	-2.73	30.20	46.00	-15.80
362.22	37.17	1.00	316	-1.98	35.19	46.00	-10.81
746.59	23.53	1.00	242	10.01	33.54	46.00	-12.46

*Test mode: IEEE 802.11g CH01 for 1GHz to 26.5GHz [Horizontal]*

<i>Frequency</i>	<i>Ant. H.</i>	<i>Table</i>	<i>Amplitude</i>		<i>Correction Factor</i>	<i>Corrected Amplitude</i>		<i>Limit</i>		<i>Margin</i>
			<i>Peak / Ave.</i>			<i>Peak / Ave.</i>		<i>Peak / Ave.</i>		
<i>MHz</i>	<i>m</i>	<i>degree</i>	<i>dBμV</i>		<i>dB/m</i>	<i>dBμV/m</i>		<i>dBμV/m</i>		<i>dB</i>
1627.08	1.00	193	36.00	---	13.91	49.91	---	73.96	53.96	-4.05
2640.61	1.00	312	45.68	36.00	9.75	55.43	45.75	73.96	53.96	-8.21
3216.67	1.00	214	38.00	---	11.47	49.47	---	73.96	53.96	-4.49
4823.66	1.00	253	47.77	41.16	3.76	51.53	44.92	73.96	53.96	-9.04
9650.42	1.00	312	38.44	---	11.47	49.91	---	73.96	53.96	-4.05
24120.00	1.00	199	45.12	---	3.40	48.52	---	73.96	53.96	-5.44

*Test mode: IEEE 802.11g CH01 for 1GHz to 26.5GHz [Vertical]*

<i>Frequency</i>	<i>Ant. H.</i>	<i>Table</i>	<i>Amplitude</i>		<i>Correction Factor</i>	<i>Corrected Amplitude</i>		<i>Limit</i>		<i>Margin</i>
			<i>Peak / Ave.</i>			<i>Peak / Ave.</i>		<i>Peak / Ave.</i>		
<i>MHz</i>	<i>m</i>	<i>degree</i>	<i>dBμV</i>		<i>dB/m</i>	<i>dBμV/m</i>		<i>dBμV/m</i>		<i>dB</i>
1627.08	1.00	351	34.00	---	13.91	47.91	---	73.96	53.96	-6.05
6430.21	1.00	163	42.61	---	7.89	50.50	---	73.96	53.96	-3.46
9650.42	1.00	165	36.94	---	11.47	48.41	---	73.96	53.96	-5.55
19296.25	1.00	106	45.04	---	1.60	46.64	---	73.96	53.96	-7.32
21708.12	1.00	142	45.18	---	2.87	48.05	---	73.96	53.96	-5.91
24120.00	1.00	201	45.39	---	3.40	48.79	---	73.96	53.96	-5.17

*Test mode: IEEE 802.11g CH06 for 30MHz to 1GHz [Horizontal]*

<i>Radiated Emission</i>				<i>Correction Factors</i>	<i>Corrected Amplitude</i>	<i>Class B (3 m)</i>	
<i>Frequency (MHz)</i>	<i>Amplitude (dBμV)</i>	<i>Ant. H. (m)</i>	<i>Table ( )</i>			<i>Limit (dBμV/m)</i>	<i>Margin (dB)</i>
120.94	39.15	1.00	223	-2.45	36.70	43.50	-6.80
313.72	31.00	1.00	207	-2.73	28.27	46.00	-17.73
362.22	42.77	1.00	137	-1.98	40.79	46.00	-5.21
564.71	26.83	1.00	128	5.47	32.30	46.00	-13.70
631.40	30.01	1.00	138	7.43	37.44	46.00	-8.56
829.04	24.75	1.00	280	12.58	37.33	46.00	-8.67

*Test mode: IEEE 802.11g CH06 for 30MHz to 1GHz [Vertical]*

<i>Radiated Emission</i>				<i>Correction Factors</i>	<i>Corrected Amplitude</i>	<i>Class B (3 m)</i>	
<i>Frequency (MHz)</i>	<i>Amplitude (dBμV)</i>	<i>Ant. H. (m)</i>	<i>Table ( )</i>			<i>Limit (dBμV/m)</i>	<i>Margin (dB)</i>
122.15	38.15	1.00	283	-2.53	35.62	43.50	-7.88
169.44	28.41	1.00	53	-4.11	24.30	43.50	-19.20
230.06	31.24	1.00	293	-3.83	27.41	46.00	-18.59
314.94	31.15	1.00	327	-2.71	28.44	46.00	-17.56
362.22	33.77	1.00	287	-1.98	31.79	46.00	-14.21
746.59	24.85	1.00	311	10.01	34.86	46.00	-11.14



*Test mode: IEEE 802.11g CH06 for 1GHz to 26.5GHz [Horizontal]*

Frequency	Ant. H.	Table	Amplitude		Correction Factor	Corrected Amplitude		Limit		Margin
			Peak / Ave.			Peak / Ave.		Peak / Ave.		
MHz	m	degree	dBμV		dB/m	dBμV/m		dBμV/m		dB
2637.08	1.00	261	47.65	35.83	9.75	57.40	45.58	73.96	53.96	-8.38
3250.00	1.00	165	38.67	---	11.63	50.30	---	73.96	53.96	-3.66
4877.50	1.00	263	45.94	---	3.97	49.91	---	73.96	53.96	-4.05
9747.63	1.00	300	39.77	28.77	11.89	51.66	40.66	73.96	53.96	-13.30
21934.79	1.00	31	45.79	---	3.09	48.88	---	73.96	53.96	-5.08
24371.46	1.00	107	45.62	---	3.26	48.88	---	73.96	53.96	-5.08

*Test mode: IEEE 802.11g CH06 for 1GHz to 26.5GHz [Vertical]*

Frequency	Ant. H.	Table	Amplitude		Correction Factor	Corrected Amplitude		Limit		Margin
			Peak / Ave.			Peak / Ave.		Peak / Ave.		
MHz	m	degree	dBμV		dB/m	dBμV/m		dBμV/m		dB
1595.83	1.00	86	36.16	---	14.40	50.56	---	73.96	53.96	-3.40
6496.67	1.00	201	41.11	---	8.21	49.32	---	73.96	53.96	-4.64
9747.08	1.00	38	36.77	---	11.89	48.66	---	73.96	53.96	-5.30
12187.92	1.00	234	39.27	---	9.74	49.01	---	73.96	53.96	-4.95
19494.58	1.00	105	46.77	---	1.69	48.46	---	73.96	53.96	-5.50
21934.92	1.00	22	45.93	---	3.09	49.02	---	73.96	53.96	-4.94

*Test mode: IEEE 802.11g CH11 for 30MHz to 1GHz [Horizontal]*

<i>Radiated Emission</i>				<i>Correction Factors</i>	<i>Corrected Amplitude</i>	<i>Class B (3 m)</i>	
<i>Frequency (MHz)</i>	<i>Amplitude (dBμV)</i>	<i>Ant. H. (m)</i>	<i>Table ( )</i>			<i>Limit (dBμV/m)</i>	<i>Margin (dB)</i>
122.15	39.69	1.00	202	-2.53	37.16	43.50	-6.34
314.94	31.24	1.00	205	-2.71	28.53	46.00	-17.47
361.01	41.60	1.00	155	-2.01	39.59	46.00	-6.41
564.71	26.46	1.00	133	5.47	31.93	46.00	-14.07
631.40	31.20	1.00	140	7.43	38.63	46.00	-7.37
829.04	25.46	1.00	248	12.58	38.04	46.00	-7.96

*Test mode: IEEE 802.11g CH11 for 30MHz to 1GHz [Vertical]*

<i>Radiated Emission</i>				<i>Correction Factors</i>	<i>Corrected Amplitude</i>	<i>Class B (3 m)</i>	
<i>Frequency (MHz)</i>	<i>Amplitude (dBμV)</i>	<i>Ant. H. (m)</i>	<i>Table ( )</i>			<i>Limit (dBμV/m)</i>	<i>Margin (dB)</i>
122.15	37.97	1.00	276	-2.53	35.44	43.50	-8.06
313.72	31.36	1.00	269	-2.73	28.63	46.00	-17.37
361.01	34.68	1.00	0	-2.01	32.67	46.00	-13.33
434.97	30.18	1.00	199	0.51	30.69	46.00	-15.31
631.40	22.71	1.00	215	7.43	30.14	46.00	-15.86
746.59	24.69	1.00	312	10.01	34.70	46.00	-11.30

*Test mode: IEEE 802.11g CH11 for 1GHz to 26.5GHz [Horizontal]*

<i>Frequency</i>	<i>Ant. H.</i>	<i>Table</i>	<i>Amplitude</i>		<i>Correction Factor</i>	<i>Corrected Amplitude</i>		<i>Limit</i>		<i>Margin</i>
			<i>Peak / Ave.</i>			<i>Peak / Ave.</i>		<i>Peak / Ave.</i>		
<i>MHz</i>	<i>m</i>	<i>degree</i>	<i>dBμV</i>		<i>dB/m</i>	<i>dBμV/m</i>		<i>dBμV/m</i>		<i>dB</i>
2156.25	1.00	26	39.66	---	8.53	48.19	---	73.96	53.96	-5.77
2640.99	1.00	264	45.33	34.67	9.76	55.09	44.43	73.96	53.96	-9.53
3283.33	1.00	16	36.50	---	11.79	48.29	---	73.96	53.96	-5.67
7384.19	1.00	282	39.44	---	10.42	49.86	---	73.96	53.96	-4.10
9846.75	1.00	70	39.11	30.11	11.93	51.04	42.04	73.96	53.96	-11.92
24619.37	1.00	235	45.60	---	3.01	48.61	---	73.96	53.96	-5.35

*Test mode: IEEE 802.11g CH11 for 1GHz to 26.5GHz [Vertical]*

<i>Frequency</i>	<i>Ant. H.</i>	<i>Table</i>	<i>Amplitude</i>		<i>Correction Factor</i>	<i>Corrected Amplitude</i>		<i>Limit</i>		<i>Margin</i>
			<i>Peak / Ave.</i>			<i>Peak / Ave.</i>		<i>Peak / Ave.</i>		
<i>MHz</i>	<i>m</i>	<i>degree</i>	<i>dBμV</i>		<i>dB/m</i>	<i>dBμV/m</i>		<i>dBμV/m</i>		<i>dB</i>
2612.50	1.00	94	36.67	---	9.70	46.37	---	73.96	53.96	-7.59
7384.79	1.00	9	37.44	---	10.42	47.86	---	73.96	53.96	-6.10
9849.79	1.00	40	38.94	---	11.93	50.87	---	73.96	53.96	-3.09
19696.46	1.00	232	46.43	---	1.81	48.24	---	73.96	53.96	-5.72
22157.92	1.00	258	44.32	---	3.25	47.57	---	73.96	53.96	-6.39
24619.37	1.00	228	45.58	---	3.01	48.59	---	73.96	53.96	-5.37

*Test mode: IEEE 802.11n 20M CH01 for 30MHz to 1GHz [Horizontal]*

<b>Radiated Emission</b>				<b>Correction Factors</b>	<b>Corrected Amplitude</b>	<b>Class B (3 m)</b>	
<b>Frequency (MHz)</b>	<b>Amplitude (dBμV)</b>	<b>Ant. H. (m)</b>	<b>Table ( )</b>			<b>Limit (dBμV/m)</b>	<b>Margin (dB)</b>
120.94	37.37	1.00	250	-2.45	34.92	43.50	-8.58
142.76	29.48	1.00	100	-3.72	25.76	43.50	-17.74
314.94	30.55	1.00	193	-2.71	27.84	46.00	-18.16
361.01	42.61	1.00	123	-2.01	40.60	46.00	-5.40
631.40	29.52	1.00	136	7.43	36.95	46.00	-9.05
829.04	28.02	1.00	280	12.58	40.60	46.00	-5.40

*Test mode: IEEE 802.11n 20M CH01 for 30MHz to 1GHz [Vertical]*

<b>Radiated Emission</b>				<b>Correction Factors</b>	<b>Corrected Amplitude</b>	<b>Class B (3 m)</b>	
<b>Frequency (MHz)</b>	<b>Amplitude (dBμV)</b>	<b>Ant. H. (m)</b>	<b>Table ( )</b>			<b>Limit (dBμV/m)</b>	<b>Margin (dB)</b>
120.94	37.08	1.00	242	-2.45	34.63	43.50	-8.87
230.06	31.35	1.00	293	-3.83	27.52	46.00	-18.48
342.82	34.06	1.00	195	-2.36	31.70	46.00	-14.30
362.22	35.51	1.00	326	-1.98	33.53	46.00	-12.47
434.97	28.48	1.00	195	0.51	28.99	46.00	-17.01
746.59	24.37	1.00	245	10.01	34.38	46.00	-11.62

**Test mode: IEEE 802.11n 20M CH01 for 1GHz to 26.5GHz [Horizontal]**

Frequency	Ant. H.	Table	Amplitude		Correction Factor	Corrected Amplitude		Limit		Margin
			Peak / Ave.			Peak / Ave.		Peak / Ave.		
MHz	m	degree	dBμV		dB/m	dBμV/m		dBμV/m		dB
2643.66	1.00	6	45.68	35.67	9.76	55.44	45.43	73.96	53.96	-8.53
3216.67	1.00	192	38.67	---	11.47	50.14	---	73.96	53.96	-3.82
4823.12	1.00	248	44.94	---	3.76	48.70	---	73.96	53.96	-5.26
9650.42	1.00	104	37.61	---	11.47	49.08	---	73.96	53.96	-4.88
21708.12	1.00	117	45.49	---	2.87	48.36	---	73.96	53.96	-5.60
24120.00	1.00	197	45.20	---	3.40	48.60	---	73.96	53.96	-5.36

**Test mode: IEEE 802.11n 20M CH01 for 1GHz to 26.5GHz [Vertical]**

Frequency	Ant. H.	Table	Amplitude		Correction Factor	Corrected Amplitude		Limit		Margin
			Peak / Ave.			Peak / Ave.		Peak / Ave.		
MHz	m	degree	dBμV		dB/m	dBμV/m		dBμV/m		dB
2633.33	1.00	155	36.00	---	9.74	45.74	---	73.96	53.96	-8.22
6430.21	1.00	213	42.61	---	7.89	50.50	---	73.96	53.96	-3.46
9650.42	1.00	50	36.27	---	11.47	47.74	---	73.96	53.96	-6.22
19296.25	1.00	89	45.16	---	1.60	46.76	---	73.96	53.96	-7.20
21708.12	1.00	136	45.20	---	2.87	48.07	---	73.96	53.96	-5.89
24120.00	1.00	187	45.30	---	3.40	48.70	---	73.96	53.96	-5.26

*Test mode: IEEE 802.11n 20M CH06 for 30MHz to 1GHz [Horizontal]*

<b>Radiated Emission</b>				<b>Correction Factors</b>	<b>Corrected Amplitude</b>	<b>Class B (3 m)</b>	
<b>Frequency (MHz)</b>	<b>Amplitude (dBμV)</b>	<b>Ant. H. (m)</b>	<b>Table ( )</b>			<b>Limit (dBμV/m)</b>	<b>Margin (dB)</b>
120.94	37.10	1.00	236	-2.45	34.65	43.50	-8.85
230.06	30.60	1.00	225	-3.83	26.77	46.00	-19.23
313.72	30.53	1.00	209	-2.73	27.80	46.00	-18.20
362.22	42.59	1.00	148	-1.98	40.61	46.00	-5.39
631.40	29.59	1.00	135	7.43	37.02	46.00	-8.98
829.04	27.60	1.00	273	12.58	40.18	46.00	-5.82

*Test mode: IEEE 802.11n 20M CH06 for 30MHz to 1GHz [Vertical]*

<b>Radiated Emission</b>				<b>Correction Factors</b>	<b>Corrected Amplitude</b>	<b>Class B (3 m)</b>	
<b>Frequency (MHz)</b>	<b>Amplitude (dBμV)</b>	<b>Ant. H. (m)</b>	<b>Table ( )</b>			<b>Limit (dBμV/m)</b>	<b>Margin (dB)</b>
120.94	37.93	1.00	280	-2.45	35.48	43.50	-8.02
313.72	31.10	1.00	313	-2.73	28.37	46.00	-17.63
362.22	35.16	1.00	13	-1.98	33.18	46.00	-12.82
433.76	26.52	1.00	203	0.45	26.97	46.00	-19.03
750.32	24.71	1.00	304	10.05	34.76	46.00	-11.24
829.04	23.43	1.00	234	12.58	36.01	46.00	-9.99

*Test mode: IEEE 802.11n 20M CH06 for 1GHz to 26.5GHz [Horizontal]*

Frequency	Ant. H.	Table	Amplitude		Correction Factor	Corrected Amplitude		Limit		Margin
			Peak / Ave.			Peak / Ave.		Peak / Ave.		
MHz	m	degree	dBμV		dB/m	dBμV/m		dBμV/m		dB
2644.37	1.00	265	45.84	36.00	9.76	55.60	45.76	73.96	53.96	-8.20
7312.29	1.00	294	39.27	---	10.30	49.57	---	73.96	53.96	-4.39
9747.08	1.00	268	38.94	---	11.89	50.83	---	73.96	53.96	-3.13
12187.92	1.00	225	39.77	---	9.74	49.51	---	73.96	53.96	-4.45
21934.79	1.00	21	45.62	---	3.09	48.71	---	73.96	53.96	-5.25
24371.46	1.00	119	45.44	---	3.26	48.70	---	73.96	53.96	-5.26

*Test mode: IEEE 802.11n 20M CH06 for 1GHz to 26.5GHz [Vertical]*

Frequency	Ant. H.	Table	Amplitude		Correction Factor	Corrected Amplitude		Limit		Margin
			Peak / Ave.			Peak / Ave.		Peak / Ave.		
MHz	m	degree	dBμV		dB/m	dBμV/m		dBμV/m		dB
2672.92	1.00	312	36.66	---	9.82	46.48		73.96	53.96	-7.48
6496.67	1.00	110	41.78	---	8.21	49.99	---	73.96	53.96	-3.97
9747.08	1.00	89	37.10	---	11.89	48.99	---	73.96	53.96	-4.97
9494.58	1.00	98	46.77	---	1.69	48.46	---	73.96	53.96	-5.50
21934.79	1.00	31	45.69	---	3.09	48.78	---	73.96	53.96	-5.18
24371.46	1.00	129	45.36	---	3.26	48.62	---	73.96	53.96	-5.34

*Test mode: IEEE 802.11n 20M CH11 for 30MHz to 1GHz [Horizontal]*

<b>Radiated Emission</b>				<b>Correction Factors</b>	<b>Corrected Amplitude</b>	<b>Class B (3 m)</b>	
<b>Frequency (MHz)</b>	<b>Amplitude (dBμV)</b>	<b>Ant. H. (m)</b>	<b>Table ( )</b>			<b>Limit (dBμV/m)</b>	<b>Margin (dB)</b>
120.94	39.05	1.00	213	-2.45	36.60	43.50	-6.90
231.27	30.92	1.00	223	-3.82	27.10	46.00	-18.90
312.51	30.62	1.00	197	-2.74	27.88	46.00	-18.12
361.01	42.13	1.00	117	-2.01	40.12	46.00	-5.88
631.40	29.00	1.00	132	7.43	36.43	46.00	-9.57
829.04	26.67	1.00	273	12.58	39.25	46.00	-6.75

*Test mode: IEEE 802.11n 20M CH11 for 30MHz to 1GHz [Vertical]*

<b>Radiated Emission</b>				<b>Correction Factors</b>	<b>Corrected Amplitude</b>	<b>Class B (3 m)</b>	
<b>Frequency (MHz)</b>	<b>Amplitude (dBμV)</b>	<b>Ant. H. (m)</b>	<b>Table ( )</b>			<b>Limit (dBμV/m)</b>	<b>Margin (dB)</b>
120.94	35.12	1.00	263	-2.45	32.67	43.50	-10.83
170.65	28.26	1.00	33	-4.11	24.15	43.50	-19.35
230.06	30.83	1.00	283	-3.83	27.00	46.00	-19.00
317.36	31.50	1.00	237	-2.68	28.82	46.00	-17.18
362.22	37.31	1.00	327	-1.98	35.33	46.00	-10.67
750.23	24.42	1.00	308	10.05	34.47	46.00	-11.53



**Test mode: IEEE 802.11n 20M CH11 for 1GHz to 26.5GHz [Horizontal]**

Frequency	Ant. H.	Table	Amplitude		Correction Factor	Corrected Amplitude		Limit		Margin
			Peak / Ave.			Peak / Ave.		Peak / Ave.		
MHz	m	degree	dBµV		dB/m	dBµV/m		dBµV/m		dB
2158.33	1.00	248	41.67	---	8.53	50.20	---	73.96	53.96	-3.76
2633.96	1.00	299	44.85	34.17	9.74	54.59	43.91	73.96	53.96	-10.05
3283.33	1.00	10	38.33	---	11.79	50.12	---	73.96	53.96	-3.84
7384.79	1.00	205	38.78	---	10.42	49.20	---	73.96	53.96	-4.76
9850.22	1.00	228	40.78	30.61	11.93	52.71	42.54	73.96	53.96	-11.42
24619.37	1.00	229	45.27	---	3.01	48.28	---	73.96	53.96	-5.68

**Test mode: IEEE 802.11n 20M CH11 for 1GHz to 26.5GHz [Vertical]**

Frequency	Ant. H.	Table	Amplitude		Correction Factor	Corrected Amplitude		Limit		Margin
			Peak / Ave.			Peak / Ave.		Peak / Ave.		
MHz	m	degree	dBµV		dB/m	dBµV/m		dBµV/m		dB
1595.83	1.00	200	37.50	---	14.40	51.90	---	73.96	53.96	-2.06
9849.79	1.00	54	39.28	---	11.93	51.21	---	73.96	53.96	-2.75
12308.75	1.00	190	37.77	---	9.56	47.33	---	73.96	53.96	-6.63
19696.46	1.00	226	46.06	---	1.81	47.87	---	73.96	53.96	-6.09
22157.92	1.00	234	44.37	---	3.25	47.62	---	73.96	53.96	-6.34
24619.37	1.00	229	45.76	---	3.01	48.77	---	73.96	53.96	-5.19

*Test mode: IEEE 802.11n 40M CH03 for 30MHz to 1GHz [Horizontal]*

<b>Radiated Emission</b>				<b>Correction Factors</b>	<b>Corrected Amplitude</b>	<b>Class B (3 m)</b>	
<b>Frequency (MHz)</b>	<b>Amplitude (dBμV)</b>	<b>Ant. H. (m)</b>	<b>Table ( )</b>			<b>Limit (dBμV/m)</b>	<b>Margin (dB)</b>
120.94	38.26	1.00	250	-2.45	35.81	43.50	-7.69
231.27	30.69	1.00	230	-3.82	26.87	46.00	-19.13
314.94	30.60	1.00	193	-2.71	27.89	46.00	-18.11
361.01	41.97	1.00	153	-2.01	39.96	46.00	-6.04
631.40	29.24	1.00	133	7.43	36.67	46.00	-9.33
829.04	25.78	1.00	280	12.58	38.36	46.00	-7.64

*Test mode: IEEE 802.11n 40M CH03 for 30MHz to 1GHz [Vertical]*

<b>Radiated Emission</b>				<b>Correction Factors</b>	<b>Corrected Amplitude</b>	<b>Class B (3 m)</b>	
<b>Frequency (MHz)</b>	<b>Amplitude (dBμV)</b>	<b>Ant. H. (m)</b>	<b>Table ( )</b>			<b>Limit (dBμV/m)</b>	<b>Margin (dB)</b>
120.94	34.82	1.00	243	-2.45	32.37	43.50	-11.13
145.19	29.52	1.00	223	-3.94	25.58	43.50	-17.92
230.06	31.15	1.00	283	-3.83	27.32	46.00	-18.68
363.44	36.80	1.00	317	-1.95	34.85	46.00	-11.15
431.34	32.18	1.00	167	0.34	32.52	46.00	-13.48
746.59	23.88	1.00	287	10.01	33.89	46.00	-12.11

*Test mode: IEEE 802.11n 40M CH03 for 1GHz to 26.5GHz [Horizontal]*

<i>Frequency</i>	<i>Ant. H.</i>	<i>Table</i>	<i>Amplitude</i>		<i>Correction Factor</i>	<i>Corrected Amplitude</i>		<i>Limit</i>		<i>Margin</i>
			<i>Peak / Ave.</i>			<i>Peak / Ave.</i>		<i>Peak / Ave.</i>		
<i>MHz</i>	<i>m</i>	<i>degree</i>	<i>dBμV</i>		<i>dB/m</i>	<i>dBμV/m</i>		<i>dBμV/m</i>		<i>dB</i>
2152.08	1.00	270	39.66	---	8.52	48.18	---	73.96	53.96	-5.78
2643.46	1.00	256	45.65	36.33	9.76	55.41	46.09	73.96	53.96	-7.87
9686.67	1.00	139	36.10	---	11.63	47.73	---	73.96	53.96	-6.23
19374.17	1.00	299	44.99	---	1.60	46.59	---	73.96	53.96	-7.37
21796.67	1.00	190	44.49	---	2.72	47.21	---	73.96	53.96	-6.75
24219.71	1.00	313	45.16	---	2.85	48.01	---	73.96	53.96	-5.95

*Test mode: IEEE 802.11n 40M CH03 for 1GHz to 26.5GHz [Vertical]*

<i>Frequency</i>	<i>Ant. H.</i>	<i>Table</i>	<i>Amplitude</i>		<i>Correction Factor</i>	<i>Corrected Amplitude</i>		<i>Limit</i>		<i>Margin</i>
			<i>Peak / Ave.</i>			<i>Peak / Ave.</i>		<i>Peak / Ave.</i>		
<i>MHz</i>	<i>m</i>	<i>degree</i>	<i>dBμV</i>		<i>dB/m</i>	<i>dBμV/m</i>		<i>dBμV/m</i>		<i>dB</i>
2633.33	1.00	70	35.83	---	9.74	45.57	---	73.96	53.96	-8.39
6460.42	1.00	243	41.44	---	8.04	49.48	---	73.96	53.96	-4.48
12109.37	1.00	264	37.77	---	9.61	47.38	---	73.96	53.96	-6.58
19374.17	1.00	314	45.32	---	1.60	46.92	---	73.96	53.96	-7.04
21796.67	1.00	88	45.16	---	2.72	47.88	---	73.96	53.96	-6.08
24219.17	1.00	0	44.99	---	2.85	47.84	---	73.96	53.96	-6.12

*Test mode: IEEE 802.11n 40M CH06 for 30MHz to 1GHz [Horizontal]*

<i>Radiated Emission</i>				<i>Correction Factors</i>	<i>Corrected Amplitude</i>	<i>Class B (3 m)</i>	
<i>Frequency (MHz)</i>	<i>Amplitude (dB<math>\mu</math>V)</i>	<i>Ant. H. (m)</i>	<i>Table ( )</i>			<i>Limit (dB<math>\mu</math>V/m)</i>	<i>Margin (dB)</i>
122.15	35.68	1.00	353	-2.53	33.15	43.50	-10.35
143.97	28.18	1.00	83	-3.83	24.35	43.50	-19.15
313.72	30.67	1.00	217	-2.73	27.94	46.00	-18.06
361.01	41.71	1.00	167	-2.01	39.70	46.00	-6.30
631.40	29.66	1.00	294	7.43	37.09	46.00	-8.91
829.04	25.78	1.00	280	12.58	38.36	46.00	-7.64

*Test mode: IEEE 802.11n 40M CH06 for 30MHz to 1GHz [Vertical]*

<i>Radiated Emission</i>				<i>Correction Factors</i>	<i>Corrected Amplitude</i>	<i>Class B (3 m)</i>	
<i>Frequency (MHz)</i>	<i>Amplitude (dB<math>\mu</math>V)</i>	<i>Ant. H. (m)</i>	<i>Table ( )</i>			<i>Limit (dB<math>\mu</math>V/m)</i>	<i>Margin (dB)</i>
122.15	35.18	1.00	223	-2.53	32.65	43.50	-10.85
231.27	31.40	1.00	293	-3.82	27.58	46.00	-18.42
317.36	33.47	1.00	297	-2.68	30.79	46.00	-15.21
361.01	37.93	1.00	327	-2.01	35.92	46.00	-10.08
436.19	27.78	1.00	187	0.56	28.34	46.00	-17.66
746.59	24.23	1.00	241	10.01	34.24	46.00	-11.76

**Test mode: IEEE 802.11n 40M CH06 for 1GHz to 26.5GHz [Horizontal]**

Frequency	Ant. H.	Table	Amplitude		Correction Factor	Corrected Amplitude		Limit		Margin
			Peak / Ave.			Peak / Ave.		Peak / Ave.		
MHz	m	degree	dBµV		dB/m	dBµV/m		dBµV/m		dB
2154.17	1.00	289	41.34	---	8.52	49.86	---	73.96	53.96	-4.10
2655.31	1.00	137	48.15	34.33	9.78	57.93	44.11	73.96	53.96	-9.85
3250.00	1.00	83	37.83	---	11.63	49.46	---	73.96	53.96	-4.50
6496.67	1.00	96	39.94	---	8.21	48.15	---	73.96	53.96	-5.81
21934.79	1.00	158	44.99	---	3.09	48.08	---	73.96	53.96	-5.88
24371.46	1.00	141	45.33	---	3.26	48.59	---	73.96	53.96	-5.37

**Test mode: IEEE 802.11n 40M CH06 for 1GHz to 26.5GHz [Vertical]**

Frequency	Ant. H.	Table	Amplitude		Correction Factor	Corrected Amplitude		Limit		Margin
			Peak / Ave.			Peak / Ave.		Peak / Ave.		
MHz	m	degree	dBµV		dB/m	dBµV/m		dBµV/m		dB
3233.33	1.00	220	35.00	---	11.55	46.55	---	73.96	53.96	-7.41
6496.67	1.00	240	38.94	---	8.21	47.15	---	73.96	53.96	-6.81
12187.92	1.00	234	38.77	---	9.74	48.51	---	73.96	53.96	-5.45
19494.58	1.00	309	46.16	---	1.69	47.85	---	73.96	53.96	-6.11
21934.79	1.00	241	44.66	---	3.09	47.75	---	73.96	53.96	-6.21
24371.46	1.00	97	45.16	---	3.26	48.42	---	73.96	53.96	-5.54

*Test mode: IEEE 802.11n 40M CH09 for 30MHz to 1GHz [Horizontal]*

<b>Radiated Emission</b>				<b>Correction Factors</b>	<b>Corrected Amplitude</b>	<b>Class B (3 m)</b>	
<b>Frequency (MHz)</b>	<b>Amplitude (dBμV)</b>	<b>Ant. H. (m)</b>	<b>Table ( )</b>			<b>Limit (dBμV/m)</b>	<b>Margin (dB)</b>
122.15	38.32	1.00	223	-2.53	35.79	43.50	-7.71
230.06	30.81	1.00	233	-3.83	26.98	46.00	-19.02
313.72	30.69	1.00	197	-2.73	27.96	46.00	-18.04
362.22	40.58	1.00	137	-1.98	38.60	46.00	-7.40
631.40	29.54	1.00	128	7.43	36.97	46.00	-9.03
829.04	26.77	1.00	280	12.58	39.35	46.00	-6.65

*Test mode: IEEE 802.11n 40M CH09 for 30MHz to 1GHz [Vertical]*

<b>Radiated Emission</b>				<b>Correction Factors</b>	<b>Corrected Amplitude</b>	<b>Class B (3 m)</b>	
<b>Frequency (MHz)</b>	<b>Amplitude (dBμV)</b>	<b>Ant. H. (m)</b>	<b>Table ( )</b>			<b>Limit (dBμV/m)</b>	<b>Margin (dB)</b>
71.22	28.43	1.00	220	1.23	29.66	40.00	-10.34
120.94	34.91	1.00	333	-2.45	32.46	43.50	-11.04
146.40	32.81	1.00	223	-4.05	28.76	43.50	-14.74
287.05	30.30	1.00	133	-3.45	26.85	46.00	-19.15
361.01	34.90	1.00	357	-2.01	32.89	46.00	-13.11
750.23	24.35	1.00	311	10.05	34.40	46.00	-11.60

**Test mode: IEEE 802.11n 40M CH09 for 1GHz to 26.5GHz [Horizontal]**

Frequency	Ant. H.	Table	Amplitude		Correction Factor	Corrected Amplitude		Limit		Margin
			Peak / Ave.			Peak / Ave.		Peak / Ave.		
MHz	m	degree	dBμV		dB/m	dBμV/m		dBμV/m		dB
2158.33	1.00	348	41.84	---	8.53	50.37	---	73.96	53.96	-3.59
2649.17	1.00	360	45.18	34.50	9.77	54.95	44.27	73.96	53.96	-9.69
3270.83	1.00	289	37.00	---	11.73	48.73	---	73.96	53.96	-5.23
12260.42	1.00	285	36.61	---	9.86	46.47	---	73.96	53.96	-7.49
22069.37	1.00	21	44.99	---	2.77	47.76	---	73.96	53.96	-6.20
24520.21	1.00	134	45.99	---	2.37	48.36	---	73.96	53.96	-5.60

**Test mode: IEEE 802.11n 40M CH09 for 1GHz to 26.5GHz [Vertical]**

Frequency	Ant. H.	Table	Amplitude		Correction Factor	Corrected Amplitude		Limit		Margin
			Peak / Ave.			Peak / Ave.		Peak / Ave.		
MHz	m	degree	dBμV		dB/m	dBμV/m		dBμV/m		dB
2158.33	1.00	220	37.84	---	8.53	46.37	---	73.96	53.96	-7.59
6538.96	1.00	100	38.94	---	8.20	47.14	---	73.96	53.96	-6.82
12260.42	1.00	327	37.11	---	9.86	46.97	---	73.96	53.96	-6.99
19618.54	1.00	339	44.99	---	1.70	46.69	---	73.96	53.96	-7.27
22069.37	1.00	180	44.65	---	2.77	47.42	---	73.96	53.96	-6.54
24520.21	1.00	78	46.65	---	2.37	49.02	---	73.96	53.96	-4.94

**Antenna#2 mode:**

*Test mode: IEEE 802.11b CH01 for 30MHz to 1GHz [Horizontal]*

<b>Radiated Emission</b>				<b>Correction Factors</b>	<b>Corrected Amplitude</b>	<b>Class B (3 m)</b>	
<b>Frequency (MHz)</b>	<b>Amplitude (dBµV)</b>	<b>Ant. H. (m)</b>	<b>Table ( )</b>			<b>Limit (dBµV/m)</b>	<b>Margin (dB)</b>
120.94	30.20	1.00	242	-2.45	27.75	43.50	-15.75
220.36	37.84	1.00	91	-3.72	34.12	46.00	-11.88
243.40	37.90	1.00	111	-3.54	34.36	46.00	-11.64
362.22	42.87	1.00	286	-1.98	40.89	46.00	-5.11
459.22	27.93	1.00	64	1.29	29.22	46.00	-16.78
839.95	22.62	1.00	189	12.94	35.56	46.00	-10.44

*Test mode: IEEE 802.11b CH01 for 30MHz to 1GHz [Vertical]*

<b>Radiated Emission</b>				<b>Correction Factors</b>	<b>Corrected Amplitude</b>	<b>Class B (3 m)</b>	
<b>Frequency (MHz)</b>	<b>Amplitude (dBµV)</b>	<b>Ant. H. (m)</b>	<b>Table ( )</b>			<b>Limit (dBµV/m)</b>	<b>Margin (dB)</b>
112.45	33.89	1.00	104	-1.99	31.90	43.50	-11.60
137.91	34.68	1.00	84	-3.37	31.31	43.50	-12.19
217.94	32.11	1.00	289	-3.72	28.39	46.00	-17.61
322.21	27.46	1.00	188	-2.62	24.84	46.00	-21.16
361.01	30.78	1.00	158	-2.01	28.77	46.00	-17.23
459.22	30.16	1.00	168	1.29	31.45	46.00	-14.55

Note:

1. Margin = Amplitude – limit, *if margin is minus means under limit.*
2. Corrected Amplitude = Reading Amplitude + Correction Factors
3. Correction factor = Antenna factor + (Cable Loss – Amplitude gain) + Switching Box Loss



**Test mode: IEEE 802.11b CH01 for 1GHz to 26.5GHz [Horizontal]**

Frequency	Ant. H.	Table	Amplitude		Correction Factor	Corrected Amplitude		Limit		Margin
			Peak / Ave.			Peak / Ave.		Peak / Ave.		
MHz	m	degree	dBµV		dB/m	dBµV/m		dBµV/m		dB
2585.42	1.00	281	39.50	---	9.65	49.15	---	73.96	53.96	-4.81
4823.12	1.00	243	44.94	---	3.76	48.70	---	73.96	53.96	-5.26
9650.42	1.00	200	36.61	---	11.47	48.08	---	73.96	53.96	-5.88
12061.04	1.00	288	37.94	---	9.81	47.75	---	73.96	53.96	-6.21
21708.12	1.00	129	45.04	---	2.87	47.91	---	73.96	53.96	-6.05
24120.00	1.00	197	45.33	---	3.40	48.73	---	73.96	53.96	-5.23

**Test mode: IEEE 802.11b CH01 for 1GHz to 26.5GHz [Vertical]**

Frequency	Ant. H.	Table	Amplitude		Correction Factor	Corrected Amplitude		Limit		Margin
			Peak / Ave.			Peak / Ave.		Peak / Ave.		
MHz	m	degree	dBµV		dB/m	dBµV/m		dBµV/m		dB
2327.08	1.00	76	39.83	---	9.01	48.84	---	73.96	53.96	-5.12
2611.85	1.00	276	45.32	35.17	9.70	55.02	44.87	73.96	53.96	-9.09
4823.45	1.00	313	48.27	35.61	3.76	52.03	39.37	73.96	53.96	-14.59
6430.21	1.00	268	41.94	---	7.89	49.83	---	73.96	53.96	-4.13
7233.75	1.00	122	38.78	---	10.07	48.85	---	73.96	53.96	-5.11
24120.00	1.00	188	45.24	---	3.40	48.64	---	73.96	53.96	-5.32

Note:

1. Margin = Corrected - Limit.
2. The EUT utilizes a *permanently attached antenna*. In addition the spurious RF radiated emissions levels do comply with the *20dBc limit* both at its bandedges and other spurious emissions.
3. As stated in Section 15.35(b), for any frequencies above 1000MHz, radiated limits shown are based upon the use of measurement instrumentation employing an average detector function. As the results of our test, the peak amplitudes are already below the FCC limit. Thus the average amplitudes of the rest are omitted.

*Test mode: IEEE 802.11b CH06 for 30MHz to 1GHz [Horizontal]*

<b>Radiated Emission</b>				<b>Correction Factors</b>	<b>Corrected Amplitude</b>	<b>Class B (3 m)</b>	
<b>Frequency (MHz)</b>	<b>Amplitude (dBμV)</b>	<b>Ant. H. (m)</b>	<b>Table ( )</b>			<b>Limit (dBμV/m)</b>	<b>Margin (dB)</b>
76.07	34.23	1.00	202	0.90	35.13	40.00	-4.87
122.15	26.87	1.00	256	-2.53	24.34	43.50	-19.16
220.36	38.18	1.00	98	-3.72	34.46	46.00	-11.54
243.40	36.79	1.00	259	-3.54	33.25	46.00	-12.75
362.22	42.26	1.00	310	-1.98	40.28	46.00	-5.72
459.22	28.30	1.00	57	1.29	29.59	46.00	-16.41

*Test mode: IEEE 802.11b CH06 for 30MHz to 1GHz [Vertical]*

<b>Radiated Emission</b>				<b>Correction Factors</b>	<b>Corrected Amplitude</b>	<b>Class B (3 m)</b>	
<b>Frequency (MHz)</b>	<b>Amplitude (dBμV)</b>	<b>Ant. H. (m)</b>	<b>Table ( )</b>			<b>Limit (dBμV/m)</b>	<b>Margin (dB)</b>
111.24	33.36	1.00	95	-1.93	31.43	43.50	-12.07
137.91	34.03	1.00	340	-3.27	30.76	43.50	-12.74
216.72	33.02	1.00	278	-3.72	29.30	46.00	-16.70
362.22	31.92	1.00	129	-1.98	29.94	46.00	-16.06
460.44	30.78	1.00	170	1.30	32.08	46.00	-13.92
601.09	23.29	1.00	224	6.49	29.78	46.00	-16.22

*Test mode: IEEE 802.11b CH06 for 1GHz to 26.5GHz [Horizontal]*

<i>Frequency</i>	<i>Ant. H.</i>	<i>Table</i>	<i>Amplitude</i>		<i>Correction Factor</i>	<i>Corrected Amplitude</i>		<i>Limit</i>		<i>Margin</i>
			<i>Peak / Ave.</i>			<i>Peak / Ave.</i>		<i>Peak / Ave.</i>		
<i>MHz</i>	<i>m</i>	<i>degree</i>	<i>dBμV</i>		<i>dB/m</i>	<i>dBμV/m</i>		<i>dBμV/m</i>		<i>dB</i>
2618.75	1.00	278	41.50	---	9.71	51.21	---	73.96	53.96	-2.75
3250.00	1.00	25	37.67	---	11.63	49.30	---	73.96	53.96	-4.66
9747.08	1.00	7	38.94	---	11.89	50.83	---	73.96	53.96	-3.13
19494.58	1.00	110	46.56	---	1.69	48.25	---	73.96	53.96	-5.71
21934.79	1.00	38	45.73	---	3.09	48.82	---	73.96	53.96	-5.14
24371.46	1.00	120	45.36	---	3.26	48.62	---	73.96	53.96	-5.34

*Test mode: IEEE 802.11b CH06 for 1GHz to 26.5GHz [Vertical]*

<i>Frequency</i>	<i>Ant. H.</i>	<i>Table</i>	<i>Amplitude</i>		<i>Correction Factor</i>	<i>Corrected Amplitude</i>		<i>Limit</i>		<i>Margin</i>
			<i>Peak / Ave.</i>			<i>Peak / Ave.</i>		<i>Peak / Ave.</i>		
<i>MHz</i>	<i>m</i>	<i>degree</i>	<i>dBμV</i>		<i>dB/m</i>	<i>dBμV/m</i>		<i>dBμV/m</i>		<i>dB</i>
2356.25	1.00	266	42.66	---	9.09	51.75	---	73.96	53.96	-2.21
2585.91	1.00	150	45.52	34.17	9.65	55.17	43.82	73.96	53.96	-10.14
4877.50	1.00	142	46.94	---	3.97	50.91	---	73.96	53.96	-3.05
6496.67	1.00	266	40.61	---	8.21	48.82	---	73.96	53.96	-5.14
9747.96	1.00	305	40.27	35.11	11.89	52.16	47.00	73.96	53.96	-6.96
19494.58	1.00	106	46.95	---	1.69	48.64	---	73.96	53.96	-5.32

*Test mode: IEEE 802.11b CH11 for 30MHz to 1GHz [Horizontal]*

<b>Radiated Emission</b>				<b>Correction Factors</b>	<b>Corrected Amplitude</b>	<b>Class B (3 m)</b>	
<b>Frequency (MHz)</b>	<b>Amplitude (dBμV)</b>	<b>Ant. H. (m)</b>	<b>Table ( )</b>			<b>Limit (dBμV/m)</b>	<b>Margin (dB)</b>
76.07	33.16	1.00	197	0.90	34.06	40.00	-5.94
220.36	38.49	1.00	105	-3.72	34.77	46.00	-11.23
243.40	35.20	1.00	160	-3.54	31.66	46.00	-14.34
322.21	31.92	1.00	251	-2.62	29.30	46.00	-16.70
361.01	41.09	1.00	190	-2.01	39.08	46.00	-6.92
459.22	28.25	1.00	58	1.29	29.54	46.00	-16.46

*Test mode: IEEE 802.11b CH11 for 30MHz to 1GHz [Vertical]*

<b>Radiated Emission</b>				<b>Correction Factors</b>	<b>Corrected Amplitude</b>	<b>Class B (3 m)</b>	
<b>Frequency (MHz)</b>	<b>Amplitude (dBμV)</b>	<b>Ant. H. (m)</b>	<b>Table ( )</b>			<b>Limit (dBμV/m)</b>	<b>Margin (dB)</b>
113.66	34.69	1.00	145	-2.06	30.55	43.50	-12.95
139.12	34.69	1.00	246	-3.42	31.27	43.50	-12.23
221.57	33.16	1.00	286	-3.74	29.42	46.00	-16.58
288.26	26.71	1.00	148	-3.42	23.29	46.00	-22.71
362.22	31.30	1.00	27	-1.98	29.32	46.00	-16.68
456.80	30.63	1.00	168	1.26	31.89	46.00	-14.11

*Test mode: IEEE 802.11b CH11 for 1GHz to 26.5GHz [Horizontal]*

<i>Frequency</i>	<i>Ant. H.</i>	<i>Table</i>	<i>Amplitude</i>		<i>Correction Factor</i>	<i>Corrected Amplitude</i>		<i>Limit</i>		<i>Margin</i>
			<i>Peak / Ave.</i>			<i>Peak / Ave.</i>		<i>Peak / Ave.</i>		
<i>MHz</i>	<i>m</i>	<i>degree</i>	<i>dBμV</i>		<i>dB/m</i>	<i>dBμV/m</i>		<i>dBμV/m</i>		<i>dB</i>
1606.25	1.00	274	35.00	---	14.23	49.23	---	73.96	53.96	-4.73
2641.67	1.00	360	39.00	---	9.76	48.76	---	73.96	53.96	-5.20
3283.33	1.00	201	37.00	---	11.79	48.79	---	73.96	53.96	-5.17
4925.83	1.00	333	44.94	---	4.13	49.07	---	73.96	53.96	-4.89
19696.46	1.00	245	46.39	---	1.81	48.20	---	73.96	53.96	-5.76
24619.37	1.00	225	45.78	---	3.01	48.79	---	73.96	53.96	-5.17

*Test mode: IEEE 802.11b CH11 for 1GHz to 26.5GHz [Vertical]*

<i>Frequency</i>	<i>Ant. H.</i>	<i>Table</i>	<i>Amplitude</i>		<i>Correction Factor</i>	<i>Corrected Amplitude</i>		<i>Limit</i>		<i>Margin</i>
			<i>Peak / Ave.</i>			<i>Peak / Ave.</i>		<i>Peak / Ave.</i>		
<i>MHz</i>	<i>m</i>	<i>degree</i>	<i>dBμV</i>		<i>dB/m</i>	<i>dBμV/m</i>		<i>dBμV/m</i>		<i>dB</i>
2341.67	1.00	142	41.83	---	9.05	50.88	---	73.96	53.96	-3.08
2586.30	1.00	8	45.50	34.50	9.65	55.15	44.15	73.96	53.96	-9.81
4922.05	1.00	95	50.95	39.77	4.12	55.07	43.89	73.96	53.96	-10.07
6563.12	1.00	328	41.61	---	8.18	49.79	---	73.96	53.96	-4.17
19696.46	1.00	244	46.37	---	1.81	48.18	---	73.96	53.96	-5.78
24619.37	1.00	224	45.50	---	3.01	48.51	---	73.96	53.96	-5.45

*Test mode: IEEE 802.11g CH01 for 30MHz to 1GHz [Horizontal]*

<b>Radiated Emission</b>				<b>Correction Factors</b>	<b>Corrected Amplitude</b>	<b>Class B (3 m)</b>	
<b>Frequency (MHz)</b>	<b>Amplitude (dBμV)</b>	<b>Ant. H. (m)</b>	<b>Table ( )</b>			<b>Limit (dBμV/m)</b>	<b>Margin (dB)</b>
76.07	32.12	1.00	203	0.90	33.02	40.00	-6.98
219.15	38.36	1.00	107	-3.72	34.64	46.00	-11.36
242.19	38.27	1.00	147	-3.61	34.66	46.00	-11.34
361.01	39.63	1.00	207	-2.01	37.62	46.00	-8.38
459.22	27.79	1.00	67	1.29	29.08	46.00	-16.92

*Test mode: IEEE 802.11g CH01 for 30MHz to 1GHz [Vertical]*

<b>Radiated Emission</b>				<b>Correction Factors</b>	<b>Corrected Amplitude</b>	<b>Class B (3 m)</b>	
<b>Frequency (MHz)</b>	<b>Amplitude (dBμV)</b>	<b>Ant. H. (m)</b>	<b>Table ( )</b>			<b>Limit (dBμV/m)</b>	<b>Margin (dB)</b>
76.07	31.16	1.00	155	0.90	32.06	40.00	-7.94
111.24	34.52	1.00	135	-1.93	32.59	43.50	-10.91
139.12	32.92	1.00	256	-3.42	29.50	43.50	-14.00
222.79	33.14	1.00	286	-3.75	29.39	46.00	-16.61
361.01	31.69	1.00	158	-2.01	29.68	46.00	-16.32
460.44	30.78	1.00	168	1.30	32.08	46.00	-13.92

*Test mode: IEEE 802.11g CH01 for 1GHz to 26.5GHz [Horizontal]*

<i>Frequency</i>	<i>Ant. H.</i>	<i>Table</i>	<i>Amplitude</i>		<i>Correction Factor</i>	<i>Corrected Amplitude</i>		<i>Limit</i>		<i>Margin</i>
			<i>Peak / Ave.</i>			<i>Peak / Ave.</i>		<i>Peak / Ave.</i>		
<i>MHz</i>	<i>m</i>	<i>degree</i>	<i>dBμV</i>		<i>dB/m</i>	<i>dBμV/m</i>		<i>dBμV/m</i>		<i>dB</i>
2158.33	1.00	336	41.00	---	8.53	49.53	---	73.96	53.96	-4.43
2608.33	1.00	183	40.00	---	9.69	49.69	---	73.96	53.96	-4.27
3216.67	1.00	103	36.50	---	11.47	47.97	---	73.96	53.96	-5.99
9650.42	1.00	153	35.94	---	11.47	47.41	---	73.96	53.96	-6.55
21708.12	1.00	141	45.20	---	2.87	48.07	---	73.96	53.96	-5.89
24120.00	1.00	201	45.45	---	3.40	48.85	---	73.96	53.96	-5.11

*Test mode: IEEE 802.11g CH01 for 1GHz to 26.5GHz [Vertical]*

<i>Frequency</i>	<i>Ant. H.</i>	<i>Table</i>	<i>Amplitude</i>		<i>Correction Factor</i>	<i>Corrected Amplitude</i>		<i>Limit</i>		<i>Margin</i>
			<i>Peak / Ave.</i>			<i>Peak / Ave.</i>		<i>Peak / Ave.</i>		
<i>MHz</i>	<i>m</i>	<i>degree</i>	<i>dBμV</i>		<i>dB/m</i>	<i>dBμV/m</i>		<i>dBμV/m</i>		<i>dB</i>
2337.50	1.00	16	41.17	---	9.03	50.20	---	73.96	53.96	-3.76
2646.92	1.00	204	44.51	34.17	9.77	54.28	43.94	73.96	53.96	-10.02
6430.21	1.00	312	42.11	---	7.89	50.00	---	73.96	53.96	-3.96
19296.25	1.00	104	45.33	---	1.60	46.93	---	73.96	53.96	-7.03
21708.12	1.00	120	45.26	---	2.87	48.13	---	73.96	53.96	-5.83
24120.00	1.00	186	45.12	---	3.40	48.52	---	73.96	53.96	-5.44

*Test mode: IEEE 802.11g CH06 for 30MHz to 1GHz [Horizontal]*

<b>Radiated Emission</b>				<b>Correction Factors</b>	<b>Corrected Amplitude</b>	<b>Class B (3 m)</b>	
<b>Frequency (MHz)</b>	<b>Amplitude (dBμV)</b>	<b>Ant. H. (m)</b>	<b>Table ( )</b>			<b>Limit (dBμV/m)</b>	<b>Margin (dB)</b>
76.07	32.53	1.00	194	0.90	33.43	40.00	-6.57
122.15	28.56	1.00	217	-2.53	26.03	43.50	-17.47
217.94	38.42	1.00	95	-3.72	34.70	46.00	-11.30
243.40	36.75	1.00	34	-3.54	33.21	46.00	-12.79
362.22	43.29	1.00	302	-1.98	41.31	46.00	-4.69
459.22	27.50	1.00	58	1.29	28.79	46.00	-17.21

*Test mode: IEEE 802.11g CH06 for 30MHz to 1GHz [Vertical]*

<b>Radiated Emission</b>				<b>Correction Factors</b>	<b>Corrected Amplitude</b>	<b>Class B (3 m)</b>	
<b>Frequency (MHz)</b>	<b>Amplitude (dBμV)</b>	<b>Ant. H. (m)</b>	<b>Table ( )</b>			<b>Limit (dBμV/m)</b>	<b>Margin (dB)</b>
111.24	32.30	1.00	24	-1.93	30.37	43.50	-13.13
143.97	33.84	1.00	246	-3.83	30.01	43.50	-13.49
225.21	32.51	1.00	289	-3.78	28.73	46.00	-17.27
361.01	31.56	1.00	10	-2.01	29.55	46.00	-16.45
459.22	30.56	1.00	168	1.29	31.85	46.00	-14.15
601.09	24.06	1.00	196	6.49	30.55	46.00	-15.45



*Test mode: IEEE 802.11g CH06 for 1GHz to 26.5GHz [Horizontal]*

<i>Frequency</i>	<i>Ant. H.</i>	<i>Table</i>	<i>Amplitude</i>		<i>Correction Factor</i>	<i>Corrected Amplitude</i>		<i>Limit</i>		<i>Margin</i>
			<i>Peak / Ave.</i>			<i>Peak / Ave.</i>		<i>Peak / Ave.</i>		
<i>MHz</i>	<i>m</i>	<i>degree</i>	<i>dBμV</i>		<i>dB/m</i>	<i>dBμV/m</i>		<i>dBμV/m</i>		<i>dB</i>
2158.33	1.00	197	42.00	---	8.53	50.53	---	73.96	53.96	-3.43
2633.33	1.00	131	40.17	---	9.74	49.91	---	73.96	53.96	-4.05
12187.92	1.00	306	38.60	---	9.74	48.34	---	73.96	53.96	-5.62
19494.58	1.00	108	46.75	---	1.69	48.44	---	73.96	53.96	-5.52
21934.79	1.00	28	45.75	---	3.09	48.84	---	73.96	53.96	-5.12
24371.46	1.00	131	45.54	---	3.26	48.80	---	73.96	53.96	-5.16

*Test mode: IEEE 802.11g CH06 for 1GHz to 26.5GHz [Vertical]*

<i>Frequency</i>	<i>Ant. H.</i>	<i>Table</i>	<i>Amplitude</i>		<i>Correction Factor</i>	<i>Corrected Amplitude</i>		<i>Limit</i>		<i>Margin</i>
			<i>Peak / Ave.</i>			<i>Peak / Ave.</i>		<i>Peak / Ave.</i>		
<i>MHz</i>	<i>m</i>	<i>degree</i>	<i>dBμV</i>		<i>dB/m</i>	<i>dBμV/m</i>		<i>dBμV/m</i>		<i>dB</i>
2351.54	1.00	88	42.65	30.50	9.07	51.72	39.57	73.96	53.96	-14.39
2639.32	1.00	77	45.01	34.17	9.75	54.76	43.92	73.96	53.96	-10.04
6496.67	1.00	170	40.28	---	8.21	48.49	---	73.96	53.96	-5.47
12187.92	1.00	251	38.77	---	9.74	48.51	---	73.96	53.96	-5.45
21934.79	1.00	112	45.85	---	3.09	48.94	---	73.96	53.96	-5.02
24371.46	1.00	105	45.07	---	3.26	48.33	---	73.96	53.96	-5.63

*Test mode: IEEE 802.11g CH11 for 30MHz to 1GHz [Horizontal]*

<i>Radiated Emission</i>				<i>Correction Factors</i>	<i>Corrected Amplitude</i>	<i>Class B (3 m)</i>	
<i>Frequency (MHz)</i>	<i>Amplitude (dBμV)</i>	<i>Ant. H. (m)</i>	<i>Table ( )</i>			<i>Limit (dBμV/m)</i>	<i>Margin (dB)</i>
120.94	29.65	1.00	246	-2.45	27.20	43.50	-16.30
219.15	38.43	1.00	104	-3.72	34.71	46.00	-11.29
243.40	36.38	1.00	0	-3.54	32.84	46.00	-13.16
321.22	30.36	1.00	249	-2.64	27.72	46.00	-18.28
362.22	42.22	1.00	310	-1.98	40.24	46.00	-5.76
460.44	28.65	1.00	67	1.30	29.95	46.00	-16.05

*Test mode: IEEE 802.11g CH11 for 30MHz to 1GHz [Vertical]*

<i>Radiated Emission</i>				<i>Correction Factors</i>	<i>Corrected Amplitude</i>	<i>Class B (3 m)</i>	
<i>Frequency (MHz)</i>	<i>Amplitude (dBμV)</i>	<i>Ant. H. (m)</i>	<i>Table ( )</i>			<i>Limit (dBμV/m)</i>	<i>Margin (dB)</i>
77.29	30.99	1.00	182	0.82	31.81	40.00	-8.19
111.24	31.88	1.00	74	-1.93	29.95	43.50	-13.55
136.70	32.47	1.00	246	-3.32	29.15	43.50	-14.35
220.36	33.18	1.00	289	-3.72	29.46	46.00	-16.54
362.22	30.98	1.00	10	-1.98	29.00	46.00	-17.00
459.22	30.63	1.00	178	1.29	31.92	46.00	-14.08

*Test mode: IEEE 802.11g CH11 for 1GHz to 26.5GHz [Horizontal]*

<i>Frequency</i>	<i>Ant. H.</i>	<i>Table</i>	<i>Amplitude</i>		<i>Correction Factor</i>	<i>Corrected Amplitude</i>		<i>Limit</i>		<i>Margin</i>
			<i>Peak / Ave.</i>			<i>Peak / Ave.</i>		<i>Peak / Ave.</i>		
<i>MHz</i>	<i>m</i>	<i>degree</i>	<i>dBμV</i>		<i>dB/m</i>	<i>dBμV/m</i>		<i>dBμV/m</i>		<i>dB</i>
2158.33	1.00	159	40.67	---	8.53	49.20	---	73.96	53.96	-4.76
2631.25	1.00	11	39.00	---	9.74	48.74	---	73.96	53.96	-5.22
3283.33	1.00	114	36.83	---	11.79	48.62	---	73.96	53.96	-5.34
9849.79	1.00	140	35.11	---	11.93	47.04	---	73.96	53.96	-6.92
19696.46	1.00	240	46.31	---	1.81	48.12	---	73.96	53.96	-5.84
24619.37	1.00	231	45.33	---	3.01	48.34	---	73.96	53.96	-5.62

*Test mode: IEEE 802.11g CH11 for 1GHz to 26.5GHz [Vertical]*

<i>Frequency</i>	<i>Ant. H.</i>	<i>Table</i>	<i>Amplitude</i>		<i>Correction Factor</i>	<i>Corrected Amplitude</i>		<i>Limit</i>		<i>Margin</i>
			<i>Peak / Ave.</i>			<i>Peak / Ave.</i>		<i>Peak / Ave.</i>		
<i>MHz</i>	<i>m</i>	<i>degree</i>	<i>dBμV</i>		<i>dB/m</i>	<i>dBμV/m</i>		<i>dBμV/m</i>		<i>dB</i>
2370.83	1.00	210	41.00	---	9.13	50.13	---	73.96	53.96	-3.83
2599.71	1.00	26	47.15	33.67	9.68	56.83	43.35	73.96	53.96	-10.61
4925.83	1.00	184	43.94	---	4.13	48.07	---	73.96	53.96	-5.89
6563.12	1.00	208	41.78	---	8.18	49.96	---	73.96	53.96	-4.00
19696.46	1.00	231	46.39	---	1.81	48.20	---	73.96	53.96	-5.76
24619.37	1.00	228	45.31	---	3.01	48.32	---	73.96	53.96	-5.64

*Test mode: IEEE 802.11n 20M CH01 for 30MHz to 1GHz [Horizontal]*

<i>Radiated Emission</i>				<i>Correction Factors</i>	<i>Corrected Amplitude</i>	<i>Class B (3 m)</i>	
<i>Frequency (MHz)</i>	<i>Amplitude (dBμV)</i>	<i>Ant. H. (m)</i>	<i>Table ( )</i>			<i>Limit (dBμV/m)</i>	<i>Margin (dB)</i>
120.94	29.82	1.00	273	-2.45	27.37	43.50	-16.13
217.94	37.61	1.00	113	-3.72	33.89	46.00	-12.11
242.19	39.11	1.00	123	-3.61	35.50	46.00	-10.50
321.00	32.11	1.00	267	-2.64	29.47	46.00	-16.53
361.01	43.15	1.00	297	-2.01	41.14	46.00	-4.86
460.44	27.81	1.00	67	1.30	29.11	46.00	-16.89

*Test mode: IEEE 802.11n 20M CH01 for 30MHz to 1GHz [Vertical]*

<i>Radiated Emission</i>				<i>Correction Factors</i>	<i>Corrected Amplitude</i>	<i>Class B (3 m)</i>	
<i>Frequency (MHz)</i>	<i>Amplitude (dBμV)</i>	<i>Ant. H. (m)</i>	<i>Table ( )</i>			<i>Limit (dBμV/m)</i>	<i>Margin (dB)</i>
110.02	31.63	1.00	310	-1.86	29.77	43.50	-13.73
139.12	32.42	1.00	50	-3.42	29.00	43.50	-14.50
169.44	28.79	1.00	20	-4.11	24.68	43.50	-18.82
221.57	32.44	1.00	280	-3.74	28.70	46.00	-17.30
361.01	31.54	1.00	133	-2.01	29.53	46.00	-16.47
460.44	30.01	1.00	173	1.30	31.31	46.00	-14.69

**Test mode: IEEE 802.11n 20M CH01 for 1GHz to 26.5GHz [Horizontal]**

Frequency	Ant. H.	Table	Amplitude		Correction Factor	Corrected Amplitude		Limit		Margin
			Peak / Ave.			Peak / Ave.		Peak / Ave.		
MHz	m	degree	dBµV		dB/m	dBµV/m		dBµV/m		dB
2320.83	1.00	79	41.16	---	8.99	50.15	---	73.96	53.96	-3.81
2618.75	1.00	64	39.50	---	9.71	49.21	---	73.96	53.96	-4.75
3216.67	1.00	165	37.00	---	11.47	48.47	---	73.96	53.96	-5.49
12061.04	1.00	349	37.60	---	9.81	47.41	---	73.96	53.96	-6.55
21708.12	1.00	126	45.41	---	2.87	48.28	---	73.96	53.96	-5.68
24120.00	1.00	187	45.14	---	3.40	48.54	---	73.96	53.96	-5.42

**Test mode: IEEE 802.11n 20M CH01 for 1GHz to 26.5GHz [Vertical]**

Frequency	Ant. H.	Table	Amplitude		Correction Factor	Corrected Amplitude		Limit		Margin
			Peak / Ave.			Peak / Ave.		Peak / Ave.		
MHz	m	degree	dBµV		dB/m	dBµV/m		dBµV/m		dB
2277.08	1.00	78	39.00	---	8.87	47.87	---	73.96	53.96	-6.09
2614.26	1.00	127	44.35	34.67	9.70	54.05	44.37	73.96	53.96	-9.59
6430.21	1.00	146	42.44	---	7.89	50.33	---	73.96	53.96	-3.63
12061.04	1.00	339	38.27	---	9.81	48.08	---	73.96	53.96	-5.88
21708.12	1.00	133	45.20	---	2.87	48.07	---	73.96	53.96	-5.89
24120.00	1.00	210	45.55	---	3.40	48.95	---	73.96	53.96	-5.01

*Test mode: IEEE 802.11n 20M CH06 for 30MHz to 1GHz [Horizontal]*

<b>Radiated Emission</b>				<b>Correction Factors</b>	<b>Corrected Amplitude</b>	<b>Class B (3 m)</b>	
<b>Frequency (MHz)</b>	<b>Amplitude (dBμV)</b>	<b>Ant. H. (m)</b>	<b>Table ( )</b>			<b>Limit (dBμV/m)</b>	<b>Margin (dB)</b>
76.07	32.86	1.00	192	0.90	33.76	40.00	-6.24
217.94	38.11	1.00	94	-3.72	34.39	46.00	-11.61
242.19	38.48	1.00	104	-3.61	34.87	46.00	-11.13
321.00	30.36	1.00	289	-2.64	27.72	46.00	-18.28
361.01	41.78	1.00	279	-2.01	39.77	46.00	-6.23
460.44	27.77	1.00	57	1.30	29.07	46.00	-16.93

*Test mode: IEEE 802.11n 20M CH06 for 30MHz to 1GHz [Vertical]*

<b>Radiated Emission</b>				<b>Correction Factors</b>	<b>Corrected Amplitude</b>	<b>Class B (3 m)</b>	
<b>Frequency (MHz)</b>	<b>Amplitude (dBμV)</b>	<b>Ant. H. (m)</b>	<b>Table ( )</b>			<b>Limit (dBμV/m)</b>	<b>Margin (dB)</b>
76.07	31.80	1.00	118	0.90	32.70	40.00	-7.30
137.91	32.77	1.00	262	-3.37	29.40	43.50	-14.10
219.15	31.57	1.00	273	-3.72	27.85	46.00	-18.15
361.01	30.59	1.00	7	-2.01	28.58	46.00	-17.42
459.22	30.47	1.00	175	1.29	31.76	46.00	-14.24
601.09	23.83	1.00	234	6.49	30.32	46.00	-15.68

**Test mode: IEEE 802.11n 20M CH06 for 1GHz to 26.5GHz [Horizontal]**

<i>Frequency</i>	<i>Ant. H.</i>	<i>Table</i>	<i>Amplitude</i>		<i>Correction Factor</i>	<i>Corrected Amplitude</i>		<i>Limit</i>		<i>Margin</i>
			<i>Peak / Ave.</i>			<i>Peak / Ave.</i>		<i>Peak / Ave.</i>		
<i>MHz</i>	<i>m</i>	<i>degree</i>	<i>dBμV</i>		<i>dB/m</i>	<i>dBμV/m</i>		<i>dBμV/m</i>		<i>dB</i>
2158.33	1.00	335	38.67	---	8.53	47.20		73.96	53.96	-6.76
2616.67	1.00	146	41.00	---	9.71	50.71	---	73.96	53.96	-3.25
12187.92	1.00	263	38.10	---	9.74	47.84	---	73.96	53.96	-6.12
19494.58	1.00	122	46.36	---	1.69	48.05	---	73.96	53.96	-5.91
21934.79	1.00	16	45.46	---	3.09	48.55	---	73.96	53.96	-5.41
24371.46	1.00	117	45.42	---	3.26	48.68	---	73.96	53.96	-5.28

**Test mode: IEEE 802.11n 20M CH06 for 1GHz to 26.5GHz [Vertical]**

<i>Frequency</i>	<i>Ant. H.</i>	<i>Table</i>	<i>Amplitude</i>		<i>Correction Factor</i>	<i>Corrected Amplitude</i>		<i>Limit</i>		<i>Margin</i>
			<i>Peak / Ave.</i>			<i>Peak / Ave.</i>		<i>Peak / Ave.</i>		
<i>MHz</i>	<i>m</i>	<i>degree</i>	<i>dBμV</i>		<i>dB/m</i>	<i>dBμV/m</i>		<i>dBμV/m</i>		<i>dB</i>
2339.58	1.00	48	41.00	---	9.04	50.04	---	73.96	53.96	-3.92
2616.43	1.00	138	43.82	34.33	9.71	53.53	44.04	73.96	53.96	-9.92
6496.67	1.00	207	41.78	---	8.21	49.99	---	73.96	53.96	-3.97
19494.58	1.00	96	46.60	---	1.69	48.29	---	73.96	53.96	-5.67
21934.79	1.00	24	45.64	---	3.09	48.73	---	73.96	53.96	-5.23
24371.46	1.00	133	45.50	---	3.26	48.76	---	73.96	53.96	-5.20

*Test mode: IEEE 802.11n 20M CH11 for 30MHz to 1GHz [Horizontal]*

<b>Radiated Emission</b>				<b>Correction Factors</b>	<b>Corrected Amplitude</b>	<b>Class B (3 m)</b>	
<b>Frequency (MHz)</b>	<b>Amplitude (dBμV)</b>	<b>Ant. H. (m)</b>	<b>Table ( )</b>			<b>Limit (dBμV/m)</b>	<b>Margin (dB)</b>
120.94	29.21	1.00	240	-2.45	26.76	43.50	-16.74
217.94	37.75	1.00	100	-3.72	34.03	46.00	-11.97
242.19	38.20	1.00	110	-3.61	34.59	46.00	-11.41
321.00	32.42	1.00	233	-2.64	29.78	46.00	-16.22
361.01	43.45	1.00	293	-2.01	41.44	46.00	-4.56
459.22	28.27	1.00	53	1.29	29.56	46.00	-16.44

*Test mode: IEEE 802.11n 20M CH11 for 30MHz to 1GHz [Vertical]*

<b>Radiated Emission</b>				<b>Correction Factors</b>	<b>Corrected Amplitude</b>	<b>Class B (3 m)</b>	
<b>Frequency (MHz)</b>	<b>Amplitude (dBμV)</b>	<b>Ant. H. (m)</b>	<b>Table ( )</b>			<b>Limit (dBμV/m)</b>	<b>Margin (dB)</b>
110.02	31.21	1.00	84	-1.86	29.35	43.50	-14.15
146.40	32.00	1.00	276	-4.05	27.95	43.50	-15.55
217.94	32.02	1.00	286	-3.72	28.30	46.00	-17.70
288.26	27.72	1.00	145	-3.42	24.30	46.00	-21.70
362.22	32.66	1.00	148	-1.98	30.68	46.00	-15.32
459.22	30.28	1.00	168	1.29	31.57	46.00	-14.43



*Test mode: IEEE 802.11n 20M CH11 for 1GHz to 26.5GHz [Horizontal]*

<i>Frequency</i>	<i>Ant. H.</i>	<i>Table</i>	<i>Amplitude</i>		<i>Correction Factor</i>	<i>Corrected Amplitude</i>		<i>Limit</i>		<i>Margin</i>
			<i>Peak / Ave.</i>			<i>Peak / Ave.</i>		<i>Peak / Ave.</i>		
<i>MHz</i>	<i>m</i>	<i>degree</i>	<i>dBμV</i>		<i>dB/m</i>	<i>dBμV/m</i>		<i>dBμV/m</i>		<i>dB</i>
2158.33	1.00	351	39.17	---	8.53	47.70	---	73.96	53.96	-6.26
2612.50	1.00	25	41.33	---	9.70	51.03	---	73.96	53.96	-2.93
3283.33	1.00	103	37.33	---	11.79	49.12	---	73.96	53.96	-4.84
9849.79	1.00	189	34.78	---	11.93	46.71	---	73.96	53.96	-7.25
19696.46	1.00	236	46.12	---	1.81	47.93	---	73.96	53.96	-6.03
24619.37	1.00	239	45.27	---	3.01	48.28	---	73.96	53.96	-5.68

*Test mode: IEEE 802.11n 20M CH11 for 1GHz to 26.5GHz [Vertical]*

<i>Frequency</i>	<i>Ant. H.</i>	<i>Table</i>	<i>Amplitude</i>		<i>Correction Factor</i>	<i>Corrected Amplitude</i>		<i>Limit</i>		<i>Margin</i>
			<i>Peak / Ave.</i>			<i>Peak / Ave.</i>		<i>Peak / Ave.</i>		
<i>MHz</i>	<i>m</i>	<i>degree</i>	<i>dBμV</i>		<i>dB/m</i>	<i>dBμV/m</i>		<i>dBμV/m</i>		<i>dB</i>
2341.67	1.00	18	40.66	---	9.05	49.71	---	73.96	53.96	-4.25
2613.07	1.00	319	45.50	34.33	9.70	55.20	44.03	73.96	53.96	-9.93
6563.12	1.00	347	40.44	---	8.18	48.62	---	73.96	53.96	-5.34
19696.46	1.00	228	46.06	---	1.81	47.87	---	73.96	53.96	-6.09
22157.92	1.00	250	44.43	---	3.25	47.68	---	73.96	53.96	-6.28
24619.37	1.00	247	45.31	---	3.01	48.32	---	73.96	53.96	-5.64

*Test mode: IEEE 802.11n 40M CH03 for 30MHz to 1GHz [Horizontal]*

<b>Radiated Emission</b>				<b>Correction Factors</b>	<b>Corrected Amplitude</b>	<b>Class B (3 m)</b>	
<b>Frequency (MHz)</b>	<b>Amplitude (dBμV)</b>	<b>Ant. H. (m)</b>	<b>Table ( )</b>			<b>Limit (dBμV/m)</b>	<b>Margin (dB)</b>
76.07	33.12	1.00	200	0.90	34.02	40.00	-5.98
120.94	29.82	1.00	263	-2.45	27.37	43.50	-16.13
217.94	37.88	1.00	113	-3.72	34.16	46.00	-11.84
243.40	36.82	1.00	23	-3.54	33.28	46.00	-12.72
362.22	41.20	1.00	187	-1.98	39.22	46.00	-6.78
459.22	29.85	1.00	67	1.29	31.14	46.00	-14.86

*Test mode: IEEE 802.11n 40M CH03 for 30MHz to 1GHz [Vertical]*

<b>Radiated Emission</b>				<b>Correction Factors</b>	<b>Corrected Amplitude</b>	<b>Class B (3 m)</b>	
<b>Frequency (MHz)</b>	<b>Amplitude (dBμV)</b>	<b>Ant. H. (m)</b>	<b>Table ( )</b>			<b>Limit (dBμV/m)</b>	<b>Margin (dB)</b>
76.07	30.90	1.00	283	0.90	31.80	40.00	-8.20
110.02	32.31	1.00	145	-1.86	30.45	43.50	-13.05
139.12	32.21	1.00	94	-3.42	28.79	43.50	-14.71
225.21	31.85	1.00	296	-3.78	28.07	46.00	-17.93
361.01	29.13	1.00	249	-2.01	27.12	46.00	-18.88
459.22	30.28	1.00	158	1.29	31.57	46.00	-14.43

**Test mode: IEEE 802.11n 40M CH03 for 1GHz to 26.5GHz [Horizontal]**

Frequency	Ant. H.	Table	Amplitude		Correction Factor	Corrected Amplitude		Limit		Margin
			Peak / Ave.			Peak / Ave.		Peak / Ave.		
MHz	m	degree	dBμV		dB/m	dBμV/m		dBμV/m		dB
2158.33	1.00	126	40.17	---	8.53	48.70	---	73.96	53.96	-5.26
2629.17	1.00	132	39.34	---	9.73	49.07	---	73.96	53.96	-4.89
12109.37	1.00	268	39.60	---	9.61	49.21	---	73.96	53.96	-4.75
19374.17	1.00	304	45.49	---	1.60	47.09	---	73.96	53.96	-6.87
21796.67	1.00	94	45.12	---	2.72	47.84	---	73.96	53.96	-6.12
24219.71	1.00	1	44.89	---	2.85	47.74	---	73.96	53.96	-6.22

**Test mode: IEEE 802.11n 40M CH03 for 1GHz to 26.5GHz [Vertical]**

Frequency	Ant. H.	Table	Amplitude		Correction Factor	Corrected Amplitude		Limit		Margin
			Peak / Ave.			Peak / Ave.		Peak / Ave.		
MHz	m	degree	dBμV		dB/m	dBμV/m		dBμV/m		dB
2337.50	1.00	245	40.34	---	9.03	49.37	---	73.96	53.96	-4.59
2619.01	1.00	36	44.52	33.67	9.71	54.23	43.38	73.96	53.96	-10.58
6460.42	1.00	183	41.27	---	8.04	49.31	---	73.96	53.96	-4.65
12109.37	1.00	326	38.10	---	9.61	47.71	---	73.96	53.96	-6.25
21796.67	1.00	79	45.29	---	2.72	48.01	---	73.96	53.96	-5.95
24219.17	1.00	4	44.99	---	2.85	47.84	---	73.96	53.96	-6.12

*Test mode: IEEE 802.11n 40M CH06 for 30MHz to 1GHz [Horizontal]*

<b>Radiated Emission</b>				<b>Correction Factors</b>	<b>Corrected Amplitude</b>	<b>Class B (3 m)</b>	
<b>Frequency (MHz)</b>	<b>Amplitude (dBμV)</b>	<b>Ant. H. (m)</b>	<b>Table ( )</b>			<b>Limit (dBμV/m)</b>	<b>Margin (dB)</b>
120.94	29.84	1.00	256	-2.45	27.39	43.50	-16.11
200.96	37.27	1.00	104	-3.34	33.93	43.50	-9.57
220.36	37.65	1.00	104	-3.72	33.93	46.00	-12.07
242.19	37.72	1.00	135	-3.61	34.11	46.00	-11.89
359.80	41.81	1.00	279	-2.04	39.77	46.00	-6.23
461.65	28.32	1.00	67	1.32	29.64	46.00	-16.36

*Test mode: IEEE 802.11n 40M CH06 for 30MHz to 1GHz [Vertical]*

<b>Radiated Emission</b>				<b>Correction Factors</b>	<b>Corrected Amplitude</b>	<b>Class B (3 m)</b>	
<b>Frequency (MHz)</b>	<b>Amplitude (dBμV)</b>	<b>Ant. H. (m)</b>	<b>Table ( )</b>			<b>Limit (dBμV/m)</b>	<b>Margin (dB)</b>
107.60	33.76	1.00	135	-1.54	32.22	43.50	-11.28
143.97	33.16	1.00	256	-3.83	29.33	43.50	-14.17
219.15	31.93	1.00	286	-3.72	28.21	46.00	-17.79
361.01	31.00	1.00	27	-2.01	28.99	46.00	-17.01
459.22	30.63	1.00	168	1.29	31.92	46.00	-14.08
601.09	23.60	1.00	84	6.49	30.09	46.00	-15.91

*Test mode: IEEE 802.11n 40M CH06 for 1GHz to 26.5GHz [Horizontal]*

<i>Frequency</i>	<i>Ant. H.</i>	<i>Table</i>	<i>Amplitude</i>		<i>Correction Factor</i>	<i>Corrected Amplitude</i>		<i>Limit</i>		<i>Margin</i>
			<i>Peak / Ave.</i>			<i>Peak / Ave.</i>		<i>Peak / Ave.</i>		
<i>MHz</i>	<i>m</i>	<i>degree</i>	<i>dBμV</i>		<i>dB/m</i>	<i>dBμV/m</i>		<i>dBμV/m</i>		<i>dB</i>
2610.42	1.00	211	39.50	---	9.70	49.20	---	73.96	53.96	-4.76
3250.00	1.00	5	37.50	---	11.63	49.13	---	73.96	53.96	-4.83
12187.92	1.00	153	38.27	---	9.74	48.01	---	73.96	53.96	-5.95
19494.58	1.00	96	46.54	---	1.69	48.23	---	73.96	53.96	-5.73
21934.79	1.00	13	45.62	---	3.09	48.71	---	73.96	53.96	-5.25
24371.46	1.00	133	45.50	---	3.26	48.76	---	73.96	53.96	-5.20

*Test mode: IEEE 802.11n 40M CH06 for 1GHz to 26.5GHz [Vertical]*

<i>Frequency</i>	<i>Ant. H.</i>	<i>Table</i>	<i>Amplitude</i>		<i>Correction Factor</i>	<i>Corrected Amplitude</i>		<i>Limit</i>		<i>Margin</i>
			<i>Peak / Ave.</i>			<i>Peak / Ave.</i>		<i>Peak / Ave.</i>		
<i>MHz</i>	<i>m</i>	<i>degree</i>	<i>dBμV</i>		<i>dB/m</i>	<i>dBμV/m</i>		<i>dBμV/m</i>		<i>dB</i>
2611.43	1.00	217	44.00	33.50	9.70	53.70	43.20	73.96	53.96	-10.76
6496.67	1.00	75	41.61	---	8.21	49.82	---	73.96	53.96	-4.14
12187.92	1.00	214	38.60	---	9.74	48.34	---	73.96	53.96	-5.62
19494.58	1.00	125	46.91	---	1.69	48.60	---	73.96	53.96	-5.36
21934.79	1.00	40	45.93	---	3.09	49.02	---	73.96	53.96	-4.94
24371.46	1.00	119	45.48	---	3.26	48.74	---	73.96	53.96	-5.22

*Test mode: IEEE 802.11n 40M CH09 for 30MHz to 1GHz [Horizontal]*

<b>Radiated Emission</b>				<b>Correction Factors</b>	<b>Corrected Amplitude</b>	<b>Class B (3 m)</b>	
<b>Frequency (MHz)</b>	<b>Amplitude (dBμV)</b>	<b>Ant. H. (m)</b>	<b>Table ( )</b>			<b>Limit (dBμV/m)</b>	<b>Margin (dB)</b>
76.07	33.23	1.00	199	0.90	34.13	40.00	-5.87
217.94	37.61	1.00	101	-3.72	33.89	46.00	-12.11
242.19	38.67	1.00	151	-3.61	35.06	46.00	-10.94
362.22	41.62	1.00	185	-1.98	39.64	46.00	-6.36
459.22	27.74	1.00	64	1.29	29.03	46.00	-16.97
601.09	22.38	1.00	45	6.49	28.87	46.00	-17.13

*Test mode: IEEE 802.11n 40M CH09 for 30MHz to 1GHz [Vertical]*

<b>Radiated Emission</b>				<b>Correction Factors</b>	<b>Corrected Amplitude</b>	<b>Class B (3 m)</b>	
<b>Frequency (MHz)</b>	<b>Amplitude (dBμV)</b>	<b>Ant. H. (m)</b>	<b>Table ( )</b>			<b>Limit (dBμV/m)</b>	<b>Margin (dB)</b>
113.66	31.47	1.00	347	-2.06	29.41	43.50	-14.09
141.55	31.47	1.00	13	-3.60	27.87	43.50	-15.63
227.64	31.81	1.00	286	-3.80	28.01	46.00	-17.99
361.01	30.43	1.00	0	-2.01	28.42	46.00	-17.58
460.44	30.47	1.00	148	1.30	31.77	46.00	-14.23
601.09	22.96	1.00	208	6.49	29.45	46.00	-16.55

**Test mode: IEEE 802.11n 40M CH09 for 1GHz to 26.5GHz [Horizontal]**

<i>Frequency</i>	<i>Ant. H.</i>	<i>Table</i>	<i>Amplitude</i>		<i>Correction Factor</i>	<i>Corrected Amplitude</i>		<i>Limit</i>		<i>Margin</i>
			<i>Peak / Ave.</i>			<i>Peak / Ave.</i>		<i>Peak / Ave.</i>		
<i>MHz</i>	<i>m</i>	<i>degree</i>	<i>dBμV</i>		<i>dB/m</i>	<i>dBμV/m</i>		<i>dBμV/m</i>		<i>dB</i>
2158.33	1.00	188	38.67	---	8.53	47.20	---	73.96	53.96	-6.76
2641.67	1.00	62	39.50	---	9.76	49.26	---	73.96	53.96	-4.70
6538.96	1.00	65	39.11	---	8.20	47.31	---	73.96	53.96	-6.65
19618.54	1.00	150	45.72	---	1.70	47.42	---	73.96	53.96	-6.54
22069.37	1.00	29	45.20	---	2.77	47.97	---	73.96	53.96	-5.99
24520.21	1.00	126	45.73	---	2.37	48.10	---	73.96	53.96	-5.86

**Test mode: IEEE 802.11n 40M CH09 for 1GHz to 26.5GHz [Vertical]**

<i>Frequency</i>	<i>Ant. H.</i>	<i>Table</i>	<i>Amplitude</i>		<i>Correction Factor</i>	<i>Corrected Amplitude</i>		<i>Limit</i>		<i>Margin</i>
			<i>Peak / Ave.</i>			<i>Peak / Ave.</i>		<i>Peak / Ave.</i>		
<i>MHz</i>	<i>m</i>	<i>degree</i>	<i>dBμV</i>		<i>dB/m</i>	<i>dBμV/m</i>		<i>dBμV/m</i>		<i>dB</i>
2341.67	1.00	78	41.00	---	9.05	50.05	---	73.96	53.96	-3.91
2614.47	1.00	19	44.32	33.50	9.71	54.03	43.21	73.96	53.96	-10.75
6538.96	1.00	317	42.44	---	8.20	50.64	---	73.96	53.96	-3.32
12260.42	1.00	255	37.44	---	9.86	47.30	---	73.96	53.96	-6.66
22069.37	1.00	29	44.87	---	2.77	47.64	---	73.96	53.96	-6.32
24520.21	1.00	136	45.73	---	2.37	48.10	---	73.96	53.96	-5.86

**Antenna#4 mode:**

*Test mode: IEEE 802.11b CH01 for 30MHz to 1GHz [Horizontal]*

Radiated Emission				Correction Factors (dB)	Corrected Amplitude (dBμV/m)	Class B (3 m)	
Frequency (MHz)	Amplitude (dBμV)	Ant. H. (m)	Table ( )			Limit (dBμV/m)	Margin (dB)
83.35	33.23	1.00	185	0.43	33.66	40.00	-6.34
120.94	32.99	1.00	185	-2.45	30.54	43.50	-12.96
242.19	36.25	1.00	114	-3.61	32.64	46.00	-13.36
362.22	39.27	1.00	229	-1.98	37.29	46.00	-8.71
481.05	28.22	1.00	273	1.53	29.75	46.00	-16.25
601.09	22.49	1.00	322	6.49	28.98	46.00	-17.02

*Test mode: IEEE 802.11b CH01 for 30MHz to 1GHz [Vertical]*

Radiated Emission				Correction Factors (dB)	Corrected Amplitude (dBμV/m)	Class B (3 m)	
Frequency (MHz)	Amplitude (dBμV)	Ant. H. (m)	Table ( )			Limit (dBμV/m)	Margin (dB)
48.19	23.87	1.00	161	3.86	27.73	40.00	-12.27
63.95	26.36	1.00	232	1.46	27.82	40.00	-12.18
145.19	33.37	1.00	114	-3.94	29.43	43.50	-14.07
219.15	36.41	1.00	246	-3.72	32.69	46.00	-13.31
288.26	28.91	1.00	7	-3.42	25.49	46.00	-20.51
362.22	29.29	1.00	168	-1.98	27.31	46.00	-18.69

Note:

1. Margin = Amplitude – limit, if margin is minus means under limit.
2. Corrected Amplitude = Reading Amplitude + Correction Factors
3. Correction factor = Antenna factor + (Cable Loss – Amplitude gain) + Switching Box Loss



**Test mode: IEEE 802.11b CH01 for 1GHz to 26.5GHz [Horizontal]**

Frequency	Ant. H.	Table	Amplitude		Correction Factor	Corrected Amplitude		Limit		Margin
			Peak / Ave.			Peak / Ave.		Peak / Ave.		
MHz	m	degree	dBµV		dB/m	dBµV/m		dBµV/m		dB
1597.92	1.00	84	36.17	---	14.36	50.53	---	73.96	53.96	-3.43
2158.33	1.00	172	39.50	---	8.53	48.03	---	73.96	53.96	-5.93
2635.05	1.00	125	44.35	33.00	9.74	54.09	42.74	73.96	53.96	-11.22
4825.05	1.00	312	50.94	39.11	3.76	54.70	42.87	73.96	53.96	-11.09
21708.12	1.00	142	45.53	---	2.87	48.40	---	73.96	53.96	-5.56
24120.00	1.00	204	45.59	---	3.40	48.99	---	73.96	53.96	-4.97

**Test mode: IEEE 802.11b CH01 for 1GHz to 26.5GHz [Vertical]**

Frequency	Ant. H.	Table	Amplitude		Correction Factor	Corrected Amplitude		Limit		Margin
			Peak / Ave.			Peak / Ave.		Peak / Ave.		
MHz	m	degree	dBµV		dB/m	dBµV/m		dBµV/m		dB
1610.42	1.00	198	35.50	---	14.17	49.67	---	73.96	53.96	-4.29
2647.82	1.00	60	44.67	34.00	9.77	54.44	43.77	73.96	53.96	-10.19
4823.12	1.00	252	47.77	---	3.76	51.53	---	73.96	53.96	-2.43
6430.21	1.00	304	42.61	---	7.89	50.50	---	73.96	53.96	-3.46
9650.42	1.00	173	38.44	---	11.47	49.91	---	73.96	53.96	-4.05
24120.00	1.00	212	45.57	---	3.40	48.97	---	73.96	53.96	-4.99

Note:

1. Margin = Corrected - Limit.
2. The EUT utilizes a *permanently attached antenna*. In addition the spurious RF radiated emissions levels do comply with the *20dBc limit* both at its bandedges and other spurious emissions.
3. As stated in Section 15.35(b), for any frequencies above 1000MHz, radiated limits shown are based upon the use of measurement instrumentation employing an average detector function. As the results of our test, the peak amplitudes are already below the FCC limit. Thus the average amplitudes of the rest are omitted.

*Test mode: IEEE 802.11b CH06 for 30MHz to 1GHz [Horizontal]*

<i>Radiated Emission</i>				<i>Correction Factors</i>	<i>Corrected Amplitude</i>	<i>Class B (3 m)</i>	
<i>Frequency (MHz)</i>	<i>Amplitude (dBμV)</i>	<i>Ant. H. (m)</i>	<i>Table ( )</i>			<i>Limit (dBμV/m)</i>	<i>Margin (dB)</i>
80.92	32.76	1.00	175	0.58	33.34	40.00	-6.66
120.94	31.00	1.00	205	-2.45	28.55	43.50	-14.95
242.19	37.50	1.00	118	-3.61	33.89	46.00	-12.11
362.22	39.04	1.00	219	-1.98	37.06	46.00	-8.94
482.26	28.20	1.00	383	1.54	29.74	46.00	-16.26
601.09	22.44	1.00	266	6.49	28.93	46.00	-17.07

*Test mode: IEEE 802.11b CH06 for 30MHz to 1GHz [Vertical]*

<i>Radiated Emission</i>				<i>Correction Factors</i>	<i>Corrected Amplitude</i>	<i>Class B (3 m)</i>	
<i>Frequency (MHz)</i>	<i>Amplitude (dBμV)</i>	<i>Ant. H. (m)</i>	<i>Table ( )</i>			<i>Limit (dBμV/m)</i>	<i>Margin (dB)</i>
99.11	32.14	1.00	333	-0.48	31.66	43.50	-11.84
146.40	33.73	1.00	151	-4.05	29.68	43.50	-13.82
220.36	37.18	1.00	262	-3.72	33.46	46.00	-12.54
287.05	29.00	1.00	326	-3.45	25.55	46.00	-20.45
361.01	28.62	1.00	165	-2.01	26.61	46.00	-19.39
601.09	23.52	1.00	119	6.49	30.01	46.00	-15.99

*Test mode: IEEE 802.11b CH06 for 1GHz to 26.5GHz [Horizontal]*

<i>Frequency</i>	<i>Ant. H.</i>	<i>Table</i>	<i>Amplitude</i>		<i>Correction Factor</i>	<i>Corrected Amplitude</i>		<i>Limit</i>		<i>Margin</i>
			<i>Peak / Ave.</i>			<i>Peak / Ave.</i>		<i>Peak / Ave.</i>		
<i>MHz</i>	<i>m</i>	<i>degree</i>	<i>dBμV</i>		<i>dB/m</i>	<i>dBμV/m</i>		<i>dBμV/m</i>		<i>dB</i>
2609.24	1.00	186	43.48	32.83	9.70	53.18	42.53	73.96	53.96	-11.43
4874.50	1.00	342	49.26	38.77	3.96	53.22	42.73	73.96	53.96	-11.23
12187.92	1.00	177	38.44	---	9.74	48.18	---	73.96	53.96	-5.78
19494.58	1.00	123	46.42	---	1.69	48.11	---	73.96	53.96	-5.85
21934.79	1.00	14	45.60	---	3.09	48.69	---	73.96	53.96	-5.27
24371.46	1.00	112	45.19	---	3.26	48.45	---	73.96	53.96	-5.51

*Test mode: IEEE 802.11b CH06 for 1GHz to 26.5GHz [Vertical]*

<i>Frequency</i>	<i>Ant. H.</i>	<i>Table</i>	<i>Amplitude</i>		<i>Correction Factor</i>	<i>Corrected Amplitude</i>		<i>Limit</i>		<i>Margin</i>
			<i>Peak / Ave.</i>			<i>Peak / Ave.</i>		<i>Peak / Ave.</i>		
<i>MHz</i>	<i>m</i>	<i>degree</i>	<i>dBμV</i>		<i>dB/m</i>	<i>dBμV/m</i>		<i>dBμV/m</i>		<i>dB</i>
2614.28	1.00	111	44.68	34.17	9.70	54.38	43.87	73.96	53.96	-10.09
4876.27	1.00	349	50.76	40.44	3.96	54.72	44.40	73.96	53.96	-9.56
6496.67	1.00	25	42.11	---	8.21	50.32	---	73.96	53.96	-3.64
9747.08	1.00	2	38.77	---	11.89	50.66	---	73.96	53.96	-3.30
21934.79	1.00	17	45.91	---	3.09	49.00	---	73.96	53.96	-4.96
24371.46	1.00	130	45.62	---	3.26	48.88	---	73.96	53.96	-5.08

*Test mode: IEEE 802.11b CH11 for 30MHz to 1GHz [Horizontal]*

<i>Radiated Emission</i>				<i>Correction Factors</i>	<i>Corrected Amplitude</i>	<i>Class B (3 m)</i>	
<i>Frequency (MHz)</i>	<i>Amplitude (dB<math>\mu</math>V)</i>	<i>Ant. H. (m)</i>	<i>Table ( )</i>			<i>Limit (dB<math>\mu</math>V/m)</i>	<i>Margin (dB)</i>
120.94	33.62	1.00	207	-2.45	31.17	43.50	-12.33
242.19	36.71	1.00	109	-3.61	33.10	46.00	-12.90
321.00	27.56	1.00	119	-2.64	24.92	46.00	-21.08
362.22	37.41	1.00	251	-1.98	35.43	46.00	-10.57
401.02	24.40	1.00	282	-1.03	23.37	46.00	-22.63
481.05	27.44	1.00	255	1.53	28.97	46.00	-17.03

*Test mode: IEEE 802.11b CH11 for 30MHz to 1GHz [Vertical]*

<i>Radiated Emission</i>				<i>Correction Factors</i>	<i>Corrected Amplitude</i>	<i>Class B (3 m)</i>	
<i>Frequency (MHz)</i>	<i>Amplitude (dB<math>\mu</math>V)</i>	<i>Ant. H. (m)</i>	<i>Table ( )</i>			<i>Limit (dB<math>\mu</math>V/m)</i>	<i>Margin (dB)</i>
120.94	31.14	1.00	175	-2.45	27.86	43.50	-15.64
145.19	31.14	1.00	84	-3.94	27.20	43.50	-16.30
219.15	36.98	1.00	259	-3.72	33.26	46.00	-12.74
242.19	36.71	1.00	219	-3.61	33.10	46.00	-12.90
287.05	29.64	1.00	0	-3.45	26.19	46.00	-19.81
361.01	31.46	1.00	209	-2.01	29.45	46.00	-16.55

*Test mode: IEEE 802.11b CH11 for 1GHz to 26.5GHz [Horizontal]*

<i>Frequency</i>	<i>Ant. H.</i>	<i>Table</i>	<i>Amplitude</i>		<i>Correction Factor</i>	<i>Corrected Amplitude</i>		<i>Limit</i>		<i>Margin</i>
			<i>Peak / Ave.</i>			<i>Peak / Ave.</i>		<i>Peak / Ave.</i>		
<i>MHz</i>	<i>m</i>	<i>degree</i>	<i>dBμV</i>		<i>dB/m</i>	<i>dBμV/m</i>		<i>dBμV/m</i>		<i>dB</i>
1644.27	1.00	319	39.37	27.33	13.64	53.01	40.97	73.96	53.96	-12.99
2625.92	1.00	79	43.68	33.00	9.73	53.41	42.73	73.96	53.96	-11.23
4925.74	1.00	301	51.61	41.11	4.13	55.74	45.24	73.96	53.96	-8.72
7384.79	1.00	55	38.94	---	10.42	49.36	---	73.96	53.96	-4.60
19696.46	1.00	233	46.31	---	1.81	48.12	---	73.96	53.96	-5.84
24619.37	1.00	244	45.43	---	3.01	48.44	---	73.96	53.96	-5.52

*Test mode: IEEE 802.11b CH11 for 1GHz to 26.5GHz [Vertical]*

<i>Frequency</i>	<i>Ant. H.</i>	<i>Table</i>	<i>Amplitude</i>		<i>Correction Factor</i>	<i>Corrected Amplitude</i>		<i>Limit</i>		<i>Margin</i>
			<i>Peak / Ave.</i>			<i>Peak / Ave.</i>		<i>Peak / Ave.</i>		
<i>MHz</i>	<i>m</i>	<i>degree</i>	<i>dBμV</i>		<i>dB/m</i>	<i>dBμV/m</i>		<i>dBμV/m</i>		<i>dB</i>
1645.83	1.00	306	35.66	---	13.62	49.28	---	73.96	53.96	-4.68
2640.26	1.00	222	44.36	34.00	9.75	54.11	43.75	73.96	53.96	-10.21
4925.91	1.00	266	54.11	44.94	4.13	58.24	49.07	73.96	53.96	-4.89
7384.79	1.00	196	39.94	---	10.42	50.36	---	73.96	53.96	-3.60
9849.79	1.00	2	37.44	---	11.93	49.37	---	73.96	53.96	-4.59
24619.37	1.00	235	45.31	---	3.01	48.32	---	73.96	53.96	-5.64

*Test mode: IEEE 802.11g CH01 for 30MHz to 1GHz [Horizontal]*

<b>Radiated Emission</b>				<b>Correction Factors</b>	<b>Corrected Amplitude</b>	<b>Class B (3 m)</b>	
<b>Frequency (MHz)</b>	<b>Amplitude (dBμV)</b>	<b>Ant. H. (m)</b>	<b>Table ( )</b>			<b>Limit (dBμV/m)</b>	<b>Margin (dB)</b>
122.15	37.26	1.00	195	-2.53	34.73	43.50	-8.77
200.96	29.86	1.00	135	-3.34	26.52	43.50	-16.98
242.19	39.22	1.00	138	-3.61	35.61	46.00	-10.39
361.01	40.25	1.00	118	-2.01	38.24	46.00	-7.76
482.26	31.17	1.00	91	1.54	32.71	46.00	-13.29
601.09	23.44	1.00	280	6.49	29.93	46.00	-16.07

*Test mode: IEEE 802.11g CH01 for 30MHz to 1GHz [Vertical]*

<b>Radiated Emission</b>				<b>Correction Factors</b>	<b>Corrected Amplitude</b>	<b>Class B (3 m)</b>	
<b>Frequency (MHz)</b>	<b>Amplitude (dBμV)</b>	<b>Ant. H. (m)</b>	<b>Table ( )</b>			<b>Limit (dBμV/m)</b>	<b>Margin (dB)</b>
49.40	25.21	1.00	160	3.71	28.92	40.00	-11.08
99.11	30.67	1.00	333	-0.48	30.19	43.50	-13.31
140.34	32.90	1.00	293	-3.49	29.41	43.50	-14.09
219.15	36.48	1.00	257	-3.72	32.76	46.00	-13.24
287.05	28.67	1.00	347	-3.45	25.22	46.00	-20.78
361.01	32.44	1.00	177	-2.01	30.43	46.00	-15.57

*Test mode: IEEE 802.11g CH01 for 1GHz to 26.5GHz [Horizontal]*

<i>Frequency</i>	<i>Ant. H.</i>	<i>Table</i>	<i>Amplitude</i>		<i>Correction Factor</i>	<i>Corrected Amplitude</i>		<i>Limit</i>		<i>Margin</i>
			<i>Peak / Ave.</i>			<i>Peak / Ave.</i>		<i>Peak / Ave.</i>		
<i>MHz</i>	<i>m</i>	<i>degree</i>	<i>dBμV</i>		<i>dB/m</i>	<i>dBμV/m</i>		<i>dBμV/m</i>		<i>Db</i>
2158.33	1.00	202	40.50	---	8.53	49.03	---	73.96	53.96	-4.93
2646.40	1.00	187	44.48	34.17	9.77	54.25	43.94	73.96	53.96	-10.02
4823.12	1.00	270	45.60	---	3.76	49.36	---	73.96	53.96	-4.60
6430.21	1.00	324	40.44	---	7.89	48.33	---	73.96	53.96	-5.63
21708.12	1.00	133	45.04	---	2.87	47.91	---	73.96	53.96	-6.05
24120.00	1.00	197	45.24	---	3.40	48.64	---	73.96	53.96	-5.32

*Test mode: IEEE 802.11g CH01 for 1GHz to 26.5GHz [Vertical]*

<i>Frequency</i>	<i>Ant. H.</i>	<i>Table</i>	<i>Amplitude</i>		<i>Correction Factor</i>	<i>Corrected Amplitude</i>		<i>Limit</i>		<i>Margin</i>
			<i>Peak / Ave.</i>			<i>Peak / Ave.</i>		<i>Peak / Ave.</i>		
<i>MHz</i>	<i>m</i>	<i>degree</i>	<i>dBμV</i>		<i>dB/m</i>	<i>dBμV/m</i>		<i>dBμV/m</i>		<i>dB</i>
2638.67	1.00	141	46.67	36.50	9.75	56.42	46.25	73.96	53.96	-7.71
4823.12	1.00	249	43.77	---	3.76	47.53	---	73.96	53.96	-6.43
6430.21	1.00	142	43.44	---	7.89	51.33	---	73.96	53.96	-2.63
19296.25	1.00	86	45.28	---	1.60	46.88	---	73.96	53.96	-7.08
21708.12	1.00	125	45.43	---	2.87	48.30	---	73.96	53.96	-5.66
24120.00	1.00	203	45.10	---	3.40	48.50	---	73.96	53.96	-5.46

*Test mode: IEEE 802.11g CH06 for 30MHz to 1GHz [Horizontal]*

<b>Radiated Emission</b>				<b>Correction Factors</b>	<b>Corrected Amplitude</b>	<b>Class B (3 m)</b>	
<b>Frequency (MHz)</b>	<b>Amplitude (dBμV)</b>	<b>Ant. H. (m)</b>	<b>Table ( )</b>			<b>Limit (dBμV/m)</b>	<b>Margin (dB)</b>
80.92	31.94	1.00	166	0.58	32.52	40.00	-7.48
122.15	35.67	1.00	156	-2.53	33.14	43.50	-10.36
242.19	39.59	1.00	129	-3.61	35.98	46.00	-10.02
361.01	38.78	1.00	109	-2.01	36.77	46.00	-9.23
481.05	30.80	1.00	112	1.53	32.33	46.00	-13.67

*Test mode: IEEE 802.11g CH06 for 30MHz to 1GHz [Vertical]*

<b>Radiated Emission</b>				<b>Correction Factors</b>	<b>Corrected Amplitude</b>	<b>Class B (3 m)</b>	
<b>Frequency (MHz)</b>	<b>Amplitude (dBμV)</b>	<b>Ant. H. (m)</b>	<b>Table ( )</b>			<b>Limit (dBμV/m)</b>	<b>Margin (dB)</b>
120.94	29.91	1.00	278	-2.45	27.46	43.50	-16.04
147.61	31.36	1.00	136	-4.17	27.19	43.50	-16.31
217.94	36.63	1.00	262	-3.72	32.91	46.00	-13.09
243.40	34.64	1.00	190	-3.54	31.10	46.00	-14.90
287.05	29.09	1.00	109	-3.45	25.64	46.00	-20.36
361.01	31.13	1.00	180	-2.01	29.12	46.00	-16.88



*Test mode: IEEE 802.11g CH06 for 1GHz to 26.5GHz [Horizontal]*

<i>Frequency</i>	<i>Ant. H.</i>	<i>Table</i>	<i>Amplitude</i>		<i>Correction Factor</i>	<i>Corrected Amplitude</i>		<i>Limit</i>		<i>Margin</i>
			<i>Peak / Ave.</i>			<i>Peak / Ave.</i>		<i>Peak / Ave.</i>		
<i>MHz</i>	<i>m</i>	<i>degree</i>	<i>dBμV</i>		<i>dB/m</i>	<i>dBμV/m</i>		<i>dBμV/m</i>		<i>dB</i>
2158.33	1.00	346	43.17	---	8.53	51.70	---	73.96	53.96	-2.26
2646.89	1.00	14	45.49	34.17	9.77	55.26	43.94	73.96	53.96	-10.02
12187.92	1.00	295	38.94	---	9.74	48.68	---	73.96	53.96	-5.28
19494.58	1.00	101	46.54	---	1.69	48.23	---	73.96	53.96	-5.73
21934.79	1.00	29	45.87	---	3.09	48.96	---	73.96	53.96	-5.00
24371.46	1.00	125	45.25	---	3.26	48.51	---	73.96	53.96	-5.45

*Test mode: IEEE 802.11g CH06 for 1GHz to 26.5GHz [Vertical]*

<i>Frequency</i>	<i>Ant. H.</i>	<i>Table</i>	<i>Amplitude</i>		<i>Correction Factor</i>	<i>Corrected Amplitude</i>		<i>Limit</i>		<i>Margin</i>
			<i>Peak / Ave.</i>			<i>Peak / Ave.</i>		<i>Peak / Ave.</i>		
<i>MHz</i>	<i>m</i>	<i>degree</i>	<i>dBμV</i>		<i>dB/m</i>	<i>dBμV/m</i>		<i>dBμV/m</i>		<i>dB</i>
1645.83	1.00	210	36.33	---	13.62	49.95	---	73.96	53.96	-4.01
2639.15	1.00	152	47.00	36.67	9.75	56.75	46.42	73.96	53.96	-7.54
4877.50	1.00	321	45.44	---	3.97	49.41	---	73.96	53.96	-4.55
6496.67	1.00	315	42.44	---	8.21	50.65	---	73.96	53.96	-3.31
21934.79	1.00	15	45.73	---	3.09	48.82	---	73.96	53.96	-5.14
24371.46	1.00	106	45.60	---	3.26	48.86	---	73.96	53.96	-5.10

*Test mode: IEEE 802.11g CH11 for 30MHz to 1GHz [Horizontal]*

<i>Radiated Emission</i>				<i>Correction Factors</i>	<i>Corrected Amplitude</i>	<i>Class B (3 m)</i>	
<i>Frequency (MHz)</i>	<i>Amplitude (dBμV)</i>	<i>Ant. H. (m)</i>	<i>Table ( )</i>			<i>Limit (dBμV/m)</i>	<i>Margin (dB)</i>
82.14	33.02	1.00	153	0.51	33.53	40.00	-6.47
120.94	35.04	1.00	143	-2.45	32.59	43.50	-10.91
200.96	29.84	1.00	123	-3.34	26.50	43.50	-17.00
242.19	38.23	1.00	147	-3.61	34.62	46.00	-11.38
361.01	39.69	1.00	127	-2.01	37.68	46.00	-8.32
481.05	31.56	1.00	120	1.53	33.09	46.00	-12.91

*Test mode: IEEE 802.11g CH11 for 30MHz to 1GHz [Vertical]*

<i>Radiated Emission</i>				<i>Correction Factors</i>	<i>Corrected Amplitude</i>	<i>Class B (3 m)</i>	
<i>Frequency (MHz)</i>	<i>Amplitude (dBμV)</i>	<i>Ant. H. (m)</i>	<i>Table ( )</i>			<i>Limit (dBμV/m)</i>	<i>Margin (dB)</i>
46.97	23.55	1.00	143	4.01	27.56	40.00	-12.44
97.90	32.98	1.00	75	-0.42	32.56	43.50	-10.94
146.40	32.13	1.00	136	-4.05	28.08	43.50	-15.42
220.36	36.72	1.00	248	-3.72	33.00	46.00	-13.00
243.40	36.39	1.00	211	-3.54	32.85	46.00	-13.15
361.01	32.44	1.00	200	-2.01	30.43	46.00	-15.57

*Test mode: IEEE 802.11g CH11 for 1GHz to 26.5GHz [Horizontal]*

<i>Frequency</i>	<i>Ant. H.</i>	<i>Table</i>	<i>Amplitude</i>		<i>Correction Factor</i>	<i>Corrected Amplitude</i>		<i>Limit</i>		<i>Margin</i>
			<i>Peak / Ave.</i>			<i>Peak / Ave.</i>		<i>Peak / Ave.</i>		
<i>MHz</i>	<i>m</i>	<i>degree</i>	<i>dBμV</i>		<i>dB/m</i>	<i>dBμV/m</i>		<i>dBμV/m</i>		<i>dB</i>
2152.08	1.00	293	40.66	---	8.52	49.18	---	73.96	53.96	-4.78
2671.05	1.00	77	43.85	33.33	9.81	53.66	43.14	73.96	53.96	-10.82
4925.83	1.00	337	45.27	---	4.13	49.40	---	73.96	53.96	-4.56
19696.46	1.00	244	46.25	---	1.81	48.06	---	73.96	53.96	-5.90
22157.92	1.00	252	44.26	---	3.25	47.51	---	73.96	53.96	-6.45
24619.37	1.00	239	45.72	---	3.01	48.73	---	73.96	53.96	-5.23

*Test mode: IEEE 802.11g CH11 for 1GHz to 26.5GHz [Vertical]*

<i>Frequency</i>	<i>Ant. H.</i>	<i>Table</i>	<i>Amplitude</i>		<i>Correction Factor</i>	<i>Corrected Amplitude</i>		<i>Limit</i>		<i>Margin</i>
			<i>Peak / Ave.</i>			<i>Peak / Ave.</i>		<i>Peak / Ave.</i>		
<i>MHz</i>	<i>m</i>	<i>degree</i>	<i>dBμV</i>		<i>dB/m</i>	<i>dBμV/m</i>		<i>dBμV/m</i>		<i>dB</i>
2640.16	1.00	15	46.66	35.67	9.75	56.41	45.42	73.96	53.96	-8.54
4926.22	1.00	306	49.27	38.61	4.13	53.40	42.74	73.96	53.96	-11.22
6563.12	1.00	163	39.78	---	8.18	47.96	---	73.96	53.96	-6.00
19696.46	1.00	240	46.17	---	1.81	47.98	---	73.96	53.96	-5.98
22157.92	1.00	238	44.59	---	3.25	47.84	---	73.96	53.96	-6.12
24619.37	1.00	249	45.50	---	3.01	48.51	---	73.96	53.96	-5.45

*Test mode: IEEE 802.11n 20M CH01 for 30MHz to 1GHz [Horizontal]*

<i>Radiated Emission</i>				<i>Correction Factors</i>	<i>Corrected Amplitude</i>	<i>Class B (3 m)</i>	
<i>Frequency (MHz)</i>	<i>Amplitude (dBμV)</i>	<i>Ant. H. (m)</i>	<i>Table ( )</i>			<i>Limit (dBμV/m)</i>	<i>Margin (dB)</i>
120.94	36.65	1.00	165	-2.45	34.20	43.50	-9.30
243.40	38.84	1.00	114	-3.54	35.30	46.00	-10.70
362.22	39.46	1.00	118	-1.98	37.48	46.00	-8.52
481.05	29.40	1.00	40	1.53	30.93	46.00	-15.07
601.09	23.26	1.00	287	6.49	29.75	46.00	-16.25
804.79	22.68	1.00	343	11.79	34.47	46.00	-11.53

*Test mode: IEEE 802.11n 20M CH01 for 30MHz to 1GHz [Vertical]*

<i>Radiated Emission</i>				<i>Correction Factors</i>	<i>Corrected Amplitude</i>	<i>Class B (3 m)</i>	
<i>Frequency (MHz)</i>	<i>Amplitude (dBμV)</i>	<i>Ant. H. (m)</i>	<i>Table ( )</i>			<i>Limit (dBμV/m)</i>	<i>Margin (dB)</i>
120.94	31.64	1.00	202	-2.45	29.19	43.50	-14.31
217.94	36.61	1.00	266	-3.72	32.89	46.00	-13.11
242.19	33.49	1.00	101	-3.61	29.88	46.00	-16.12
287.05	29.64	1.00	13	-3.45	26.19	46.00	-19.81
361.01	30.86	1.00	195	-2.01	28.85	46.00	-17.15
534.40	24.02	1.00	178	4.02	28.04	46.00	-17.96

**Test mode: IEEE 802.11n 20M CH01 for 1GHz to 26.5GHz [Horizontal]**

Frequency	Ant. H.	Table	Amplitude		Correction Factor	Corrected Amplitude		Limit		Margin
			Peak / Ave.			Peak / Ave.		Peak / Ave.		
MHz	m	degree	dBµV		dB/m	dBµV/m		dBµV/m		dB
2662.03	1.00	93	45.51	33.17	9.79	55.30	42.96	73.96	53.96	-11.00
4823.12	1.00	359	44.94	---	3.76	48.70	---	73.96	53.96	-5.26
6430.21	1.00	158	39.27	---	7.89	47.16	---	73.96	53.96	-6.80
19296.25	1.00	104	45.24	---	1.60	46.84	---	73.96	53.96	-7.12
21708.12	1.00	131	45.37	---	2.87	48.24	---	73.96	53.96	-5.72
24120.00	1.00	191	45.10	---	3.40	48.50	---	73.96	53.96	-5.46

**Test mode: IEEE 802.11n 20M CH01 for 1GHz to 26.5GHz [Vertical]**

Frequency	Ant. H.	Table	Amplitude		Correction Factor	Corrected Amplitude		Limit		Margin
			Peak / Ave.			Peak / Ave.		Peak / Ave.		
MHz	m	degree	dBµV		dB/m	dBµV/m		dBµV/m		dB
2614.52	1.00	288	46.18	35.83	9.71	55.89	45.54	73.96	53.96	-8.42
6430.21	1.00	132	42.61	---	7.89	50.50	---	73.96	53.96	-3.46
12061.04	1.00	274	36.94	---	9.81	46.75	---	73.96	53.96	-7.21
19296.25	1.00	87	45.30	---	1.60	46.90	---	73.96	53.96	-7.06
21708.12	1.00	122	45.35	---	2.87	48.22	---	73.96	53.96	-5.74
24120.00	1.00	209	45.12	---	3.40	48.52	---	73.96	53.96	-5.44

*Test mode: IEEE 802.11n 20M CH06 for 30MHz to 1GHz [Horizontal]*

<b>Radiated Emission</b>				<b>Correction Factors</b>	<b>Corrected Amplitude</b>	<b>Class B (3 m)</b>	
<b>Frequency (MHz)</b>	<b>Amplitude (dBμV)</b>	<b>Ant. H. (m)</b>	<b>Table ( )</b>			<b>Limit (dBμV/m)</b>	<b>Margin (dB)</b>
82.14	32.10	1.00	145	0.51	32.61	40.00	-7.39
120.94	35.37	1.00	175	-2.45	32.92	43.50	-10.58
243.40	39.89	1.00	124	-3.54	36.35	46.00	-9.65
362.22	38.31	1.00	209	-1.98	36.33	46.00	-9.67
482.26	30.00	1.00	131	1.54	31.54	46.00	-14.46
677.48	21.93	1.00	190	8.85	30.78	46.00	-15.22

*Test mode: IEEE 802.11n 20M CH06 for 30MHz to 1GHz [Vertical]*

<b>Radiated Emission</b>				<b>Correction Factors</b>	<b>Corrected Amplitude</b>	<b>Class B (3 m)</b>	
<b>Frequency (MHz)</b>	<b>Amplitude (dBμV)</b>	<b>Ant. H. (m)</b>	<b>Table ( )</b>			<b>Limit (dBμV/m)</b>	<b>Margin (dB)</b>
120.94	31.84	1.00	187	-2.45	29.39	43.50	-14.11
146.40	31.32	1.00	146	-4.05	27.27	43.50	-16.23
219.15	36.64	1.00	268	-3.72	32.92	46.00	-13.08
242.19	37.61	1.00	207	-3.61	34.00	46.00	-12.00
287.05	28.56	1.00	170	-3.45	25.11	46.00	-20.89
361.01	29.47	1.00	170	-2.01	27.46	46.00	-18.54

*Test mode: IEEE 802.11n 20M CH06 for 1GHz to 26.5GHz [Horizontal]*

Frequency	Ant. H.	Table	Amplitude		Correction Factor	Corrected Amplitude		Limit		Margin
			Peak / Ave.			Peak / Ave.		Peak / Ave.		
MHz	m	degree	dBμV		dB/m	dBμV/m		dBμV/m		dB
2637.39	1.00	18	44.33	33.67	9.75	54.08	43.42	73.96	53.96	-10.54
4877.50	1.00	240	44.44	---	3.97	48.41	---	73.96	53.96	-5.55
12187.92	1.00	258	38.77	---	9.74	48.51	---	73.96	53.96	-5.45
19494.58	1.00	108	46.89	---	1.69	48.58	---	73.96	53.96	-5.38
21934.79	1.00	35	45.75	---	3.09	48.84	---	73.96	53.96	-5.12
24371.46	1.00	126	45.07	---	3.26	48.33	---	73.96	53.96	-5.63

*Test mode: IEEE 802.11n 20M CH06 for 1GHz to 26.5GHz [Vertical]*

Frequency	Ant. H.	Table	Amplitude		Correction Factor	Corrected Amplitude		Limit		Margin
			Peak / Ave.			Peak / Ave.		Peak / Ave.		
MHz	m	degree	dBμV		dB/m	dBμV/m		dBμV/m		dB
2639.95	1.00	189	46.49	36.17	9.75	56.24	45.92	73.96	53.96	-8.04
4877.50	1.00	225	46.27	---	3.97	50.24	---	73.96	53.96	-3.72
6498.63	1.00	242	43.93	42.94	8.22	52.15	51.16	73.96	53.96	-2.80
12187.92	1.00	358	40.27	---	9.74	50.01	---	73.96	53.96	-3.95
19494.58	1.00	104	46.93	---	1.69	48.62	---	73.96	53.96	-5.34
21934.79	1.00	39	45.56	---	3.09	48.65	---	73.96	53.96	-5.31

*Test mode: IEEE 802.11n 20M CH11 for 30MHz to 1GHz [Horizontal]*

<b>Radiated Emission</b>				<b>Correction Factors</b>	<b>Corrected Amplitude</b>	<b>Class B (3 m)</b>	
<b>Frequency (MHz)</b>	<b>Amplitude (dBμV)</b>	<b>Ant. H. (m)</b>	<b>Table ( )</b>			<b>Limit (dBμV/m)</b>	<b>Margin (dB)</b>
83.35	32.62	1.00	182	0.43	33.05	40.00	-6.95
120.94	34.21	1.00	172	-2.45	31.76	43.50	-11.74
243.40	37.59	1.00	104	-3.54	34.05	46.00	-11.95
362.22	38.96	1.00	104	-1.98	36.98	46.00	-9.02
482.26	31.33	1.00	128	1.54	32.87	46.00	-13.13
601.09	23.24	1.00	17	6.49	29.73	46.00	-16.27

*Test mode: IEEE 802.11n 20M CH11 for 30MHz to 1GHz [Vertical]*

<b>Radiated Emission</b>				<b>Correction Factors</b>	<b>Corrected Amplitude</b>	<b>Class B (3 m)</b>	
<b>Frequency (MHz)</b>	<b>Amplitude (dBμV)</b>	<b>Ant. H. (m)</b>	<b>Table ( )</b>			<b>Limit (dBμV/m)</b>	<b>Margin (dB)</b>
63.95	25.71	1.00	199	1.46	27.17	40.00	-12.83
99.11	32.46	1.00	101	-0.48	31.98	43.50	-11.52
147.61	32.26	1.00	111	-4.17	28.09	43.50	-15.41
221.57	36.03	1.00	273	-3.74	32.29	46.00	-13.71
242.19	36.03	1.00	215	-3.61	32.42	46.00	-13.58
361.01	30.06	1.00	195	-2.01	28.05	46.00	-17.95



**Test mode: IEEE 802.11n 20M CH11 for 1GHz to 26.5GHz [Horizontal]**

Frequency	Ant. H.	Table	Amplitude		Correction Factor	Corrected Amplitude		Limit		Margin
			Peak / Ave.			Peak / Ave.		Peak / Ave.		
MHz	m	degree	dBμV		dB/m	dBμV/m		dBμV/m		dB
2639.55	1.00	104	43.01	33.00	9.75	52.76	42.75	73.96	53.96	-11.21
4925.83	1.00	303	44.27	---	4.13	48.40	---	73.96	53.96	-5.56
9849.79	1.00	23	35.78	---	11.93	47.71	---	73.96	53.96	-6.25
19696.46	1.00	249	46.04	---	1.81	47.85	---	73.96	53.96	-6.11
22157.92	1.00	243	44.37	---	3.25	47.62	---	73.96	53.96	-6.34
24619.37	1.00	253	45.41	---	3.01	48.42	---	73.96	53.96	-5.54

**Test mode: IEEE 802.11n 20M CH11 for 1GHz to 26.5GHz [Vertical]**

Frequency	Ant. H.	Table	Amplitude		Correction Factor	Corrected Amplitude		Limit		Margin
			Peak / Ave.			Peak / Ave.		Peak / Ave.		
MHz	m	degree	dBμV		dB/m	dBμV/m		dBμV/m		dB
2152.08	1.00	311	40.50	---	8.52	49.02	---	73.96	53.96	-4.94
2628.94	1.00	15	46.68	35.50	9.73	56.41	45.23	73.96	53.96	-8.73
4925.83	1.00	311	45.27	---	4.13	49.40	---	73.96	53.96	-4.56
6563.12	1.00	306	40.78	---	8.18	48.96	---	73.96	53.96	-5.00
19696.46	1.00	228	46.16	---	1.81	47.97	---	73.96	53.96	-5.99
24619.37	1.00	232	45.39	---	3.01	48.40	---	73.96	53.96	-5.56

*Test mode: IEEE 802.11n 40M CH03 for 30MHz to 1GHz [Horizontal]*

<b>Radiated Emission</b>				<b>Correction Factors</b>	<b>Corrected Amplitude</b>	<b>Class B (3 m)</b>	
<b>Frequency (MHz)</b>	<b>Amplitude (dBμV)</b>	<b>Ant. H. (m)</b>	<b>Table ( )</b>			<b>Limit (dBμV/m)</b>	<b>Margin (dB)</b>
83.35	32.35	1.00	165	0.43	32.78	40.00	-7.22
120.94	36.44	1.00	195	-2.45	33.99	43.50	-9.51
243.40	38.23	1.00	155	-3.54	34.69	46.00	-11.31
362.22	39.39	1.00	219	-1.98	37.41	46.00	-8.59
482.26	28.59	1.00	0	1.54	30.13	46.00	-15.87

*Test mode: IEEE 802.11n 40M CH03 for 30MHz to 1GHz [Vertical]*

<b>Radiated Emission</b>				<b>Correction Factors</b>	<b>Corrected Amplitude</b>	<b>Class B (3 m)</b>	
<b>Frequency (MHz)</b>	<b>Amplitude (dBμV)</b>	<b>Ant. H. (m)</b>	<b>Table ( )</b>			<b>Limit (dBμV/m)</b>	<b>Margin (dB)</b>
120.94	31.00	1.00	165	-2.45	28.55	43.50	-14.95
146.40	31.52	1.00	145	-4.05	27.47	43.50	-16.03
219.15	36.50	1.00	269	-3.72	32.78	46.00	-13.22
328.27	28.69	1.00	340	-2.54	26.15	46.00	-19.85
361.01	29.33	1.00	168	-2.01	27.32	46.00	-18.68
601.09	25.02	1.00	122	6.49	31.51	46.00	-14.49

**Test mode: IEEE 802.11n 40M CH03 for 1GHz to 26.5GHz [Horizontal]**

Frequency	Ant. H.	Table	Amplitude		Correction Factor	Corrected Amplitude		Limit		Margin
			Peak / Ave.			Peak / Ave.		Peak / Ave.		
MHz	m	degree	dBμV		dB/m	dBμV/m		dBμV/m		dB
2158.33	1.00	143	39.67	---	8.53	48.20	---	73.96	53.96	-5.76
2699.17	1.00	78	43.17	32.00	9.81	52.98	41.81	73.96	53.96	-12.15
6460.42	1.00	322	41.10	---	8.04	49.14	---	73.96	53.96	-4.82
9686.67	1.00	56	36.27	---	11.63	47.90	---	73.96	53.96	-6.06
21796.67	1.00	93	45.19	---	2.72	47.91	---	73.96	53.96	-6.05
24219.17	1.00	3	45.22	---	2.85	48.07	---	73.96	53.96	-5.89

**Test mode: IEEE 802.11n 40M CH03 for 1GHz to 26.5GHz [Vertical]**

Frequency	Ant. H.	Table	Amplitude		Correction Factor	Corrected Amplitude		Limit		Margin
			Peak / Ave.			Peak / Ave.		Peak / Ave.		
MHz	m	degree	dBμV		dB/m	dBμV/m		dBμV/m		dB
2158.33	1.00	249	40.17	---	8.53	48.70	---	73.96	53.96	-5.26
2613.11	1.00	287	43.65	34.33	9.70	53.35	44.03	73.96	53.96	-9.83
6460.42	1.00	308	43.94	---	8.04	51.98	---	73.96	53.96	-1.98
9686.67	1.00	99	35.77	---	11.63	47.40	---	73.96	53.96	-6.56
21796.67	1.00	81	45.02	---	2.72	47.74	---	73.96	53.96	-6.22
24219.17	1.00	0	44.85	---	2.85	47.70	---	73.96	53.96	-6.26

*Test mode: IEEE 802.11n 40M CH06 for 30MHz to 1GHz [Horizontal]*

<b>Radiated Emission</b>				<b>Correction Factors</b>	<b>Corrected Amplitude</b>	<b>Class B (3 m)</b>	
<b>Frequency (MHz)</b>	<b>Amplitude (dBμV)</b>	<b>Ant. H. (m)</b>	<b>Table ( )</b>			<b>Limit (dBμV/m)</b>	<b>Margin (dB)</b>
120.94	36.17	1.00	165	-2.45	33.72	43.50	-9.78
226.42	32.73	1.00	124	-3.79	28.94	46.00	-17.06
242.19	40.74	1.00	124	-3.61	37.13	46.00	-8.87
364.65	38.57	1.00	118	-1.92	36.65	46.00	-9.35
482.26	29.49	1.00	111	1.54	31.03	46.00	-14.97
601.09	23.68	1.00	287	6.49	30.17	46.00	-15.83

*Test mode: IEEE 802.11n 40M CH06 for 30MHz to 1GHz [Vertical]*

<b>Radiated Emission</b>				<b>Correction Factors</b>	<b>Corrected Amplitude</b>	<b>Class B (3 m)</b>	
<b>Frequency (MHz)</b>	<b>Amplitude (dBμV)</b>	<b>Ant. H. (m)</b>	<b>Table ( )</b>			<b>Limit (dBμV/m)</b>	<b>Margin (dB)</b>
74.86	25.85	1.00	131	0.98	26.83	40.00	-13.17
83.35	26.65	1.00	256	0.43	27.08	40.00	-12.92
122.15	29.75	1.00	0	-2.53	27.22	43.50	-16.28
221.57	36.65	1.00	269	-3.74	32.91	46.00	-13.09
361.01	28.81	1.00	168	-2.01	26.80	46.00	-19.20
601.09	22.39	1.00	294	6.49	28.88	46.00	-17.12

**Test mode: IEEE 802.11n 40M CH06 for 1GHz to 26.5GHz [Horizontal]**

Frequency	Ant. H.	Table	Amplitude		Correction Factor	Corrected Amplitude		Limit		Margin
			Peak / Ave.			Peak / Ave.		Peak / Ave.		
MHz	m	degree	dBμV		dB/m	dBμV/m		dBμV/m		dB
2650.00	1.00	21	41.67	---	9.77	51.44	---	73.96	53.96	-2.52
6496.67	1.00	114	39.78	---	8.21	47.99	---	73.96	53.96	-5.97
12187.92	1.00	212	39.10	---	9.74	48.84	---	73.96	53.96	-5.12
19494.58	1.00	103	46.56	---	1.69	48.25	---	73.96	53.96	-5.71
21934.79	1.00	22	45.44	---	3.09	48.53	---	73.96	53.96	-5.43
24371.46	1.00	109	45.38	---	3.26	48.64	---	73.96	53.96	-5.32

**Test mode: IEEE 802.11n 40M CH06 for 1GHz to 26.5GHz [Vertical]**

Frequency	Ant. H.	Table	Amplitude		Correction Factor	Corrected Amplitude		Limit		Margin
			Peak / Ave.			Peak / Ave.		Peak / Ave.		
MHz	m	degree	dBμV		dB/m	dBμV/m		dBμV/m		dB
2637.39	1.00	172	44.84	34.50	9.75	54.59	44.25	73.96	53.96	-9.71
6496.67	1.00	350	42.94	---	8.21	51.15	---	73.96	53.96	-2.81
12187.92	1.00	155	38.44	---	9.74	48.18	---	73.96	53.96	-5.78
19494.58	1.00	116	46.75	---	1.69	48.44	---	73.96	53.96	-5.52
21934.79	1.00	36	45.58	---	3.09	48.67	---	73.96	53.96	-5.29
24371.46	1.00	131	45.29	---	3.26	48.55	---	73.96	53.96	-5.41

*Test mode: IEEE 802.11n 40M CH09 for 30MHz to 1GHz [Horizontal]*

<i>Radiated Emission</i>				<i>Correction Factors</i>	<i>Corrected Amplitude</i>	<i>Class B (3 m)</i>	
<i>Frequency (MHz)</i>	<i>Amplitude (dBμV)</i>	<i>Ant. H. (m)</i>	<i>Table ( )</i>			<i>Limit (dBμV/m)</i>	<i>Margin (dB)</i>
83.35	32.39	1.00	165	0.43	32.82	40.00	-7.18
120.94	35.04	1.00	145	-2.45	32.59	43.50	-10.91
242.19	39.10	1.00	148	-3.61	35.49	46.00	-10.51
361.01	38.62	1.00	138	-2.01	36.61	46.00	-9.39
482.26	29.44	1.00	121	1.54	30.98	46.00	-15.02
679.90	21.60	1.00	107	8.92	30.52	46.00	-15.48

*Test mode: IEEE 802.11n 40M CH09 for 30MHz to 1GHz [Vertical]*

<i>Radiated Emission</i>				<i>Correction Factors</i>	<i>Corrected Amplitude</i>	<i>Class B (3 m)</i>	
<i>Frequency (MHz)</i>	<i>Amplitude (dBμV)</i>	<i>Ant. H. (m)</i>	<i>Table ( )</i>			<i>Limit (dBμV/m)</i>	<i>Margin (dB)</i>
50.61	24.01	1.00	161	3.51	27.52	40.00	-12.48
120.94	31.00	1.00	242	-2.45	28.55	43.50	-14.95
147.61	32.07	1.00	141	-4.17	27.90	43.50	-15.60
220.36	36.49	1.00	266	-3.72	32.77	46.00	-13.23
361.01	31.96	1.00	215	-2.01	29.95	46.00	-16.05
432.55	42.73	1.00	84	0.40	43.13	46.00	-2.87

**Test mode: IEEE 802.11n 40M CH09 for 1GHz to 26.5GHz [Horizontal]**

Frequency	Ant. H.	Table	Amplitude		Correction Factor	Corrected Amplitude		Limit		Margin
			Peak / Ave.			Peak / Ave.		Peak / Ave.		
MHz	m	degree	dBµV		dB/m	dBµV/m		dBµV/m		dB
2156.25	1.00	350	39.33	---	8.53	47.86	---	73.96	53.96	-6.10
2685.42	1.00	93	41.50	---	9.84	51.34	---	73.96	53.96	-2.62
6538.96	1.00	335	39.44	---	8.20	47.64	---	73.96	53.96	-6.32
19618.54	1.00	158	45.97	---	1.70	47.67	---	73.96	53.96	-6.29
22069.37	1.00	24	44.79	---	2.77	47.56	---	73.96	53.96	-6.40
24520.21	1.00	132	46.28	---	2.37	48.65	---	73.96	53.96	-5.31

**Test mode: IEEE 802.11n 40M CH09 for 1GHz to 26.5GHz [Vertical]**

Frequency	Ant. H.	Table	Amplitude		Correction Factor	Corrected Amplitude		Limit		Margin
			Peak / Ave.			Peak / Ave.		Peak / Ave.		
MHz	m	degree	dBµV		dB/m	dBµV/m		dBµV/m		dB
2612.47	1.00	306	43.51	34.00	9.70	53.21	43.70	73.96	53.96	-10.26
6538.96	1.00	296	41.11	---	8.20	49.31	---	73.96	53.96	-4.65
12260.42	1.00	223	37.11	---	9.86	46.97	---	73.96	53.96	-6.99
19618.54	1.00	142	45.64	---	1.70	47.34	---	73.96	53.96	-6.62
22069.37	1.00	19	44.89	---	2.77	47.66	---	73.96	53.96	-6.30
24520.21	1.00	143	45.71	---	2.37	48.08	---	73.96	53.96	-5.88

#### **7.4 Test Result of the Bandedge**

If any 100 kHz bandwidth outside these frequency bands, the radio frequency power that is produced by the modulation products of the spreading sequence, the information sequence and the carrier frequency shall be either *at least 20 dB below that in any 100 kHz bandwidth within the band that contains the highest level of the desired power or shall not exceed the general levels specified in §15.209(a)*,

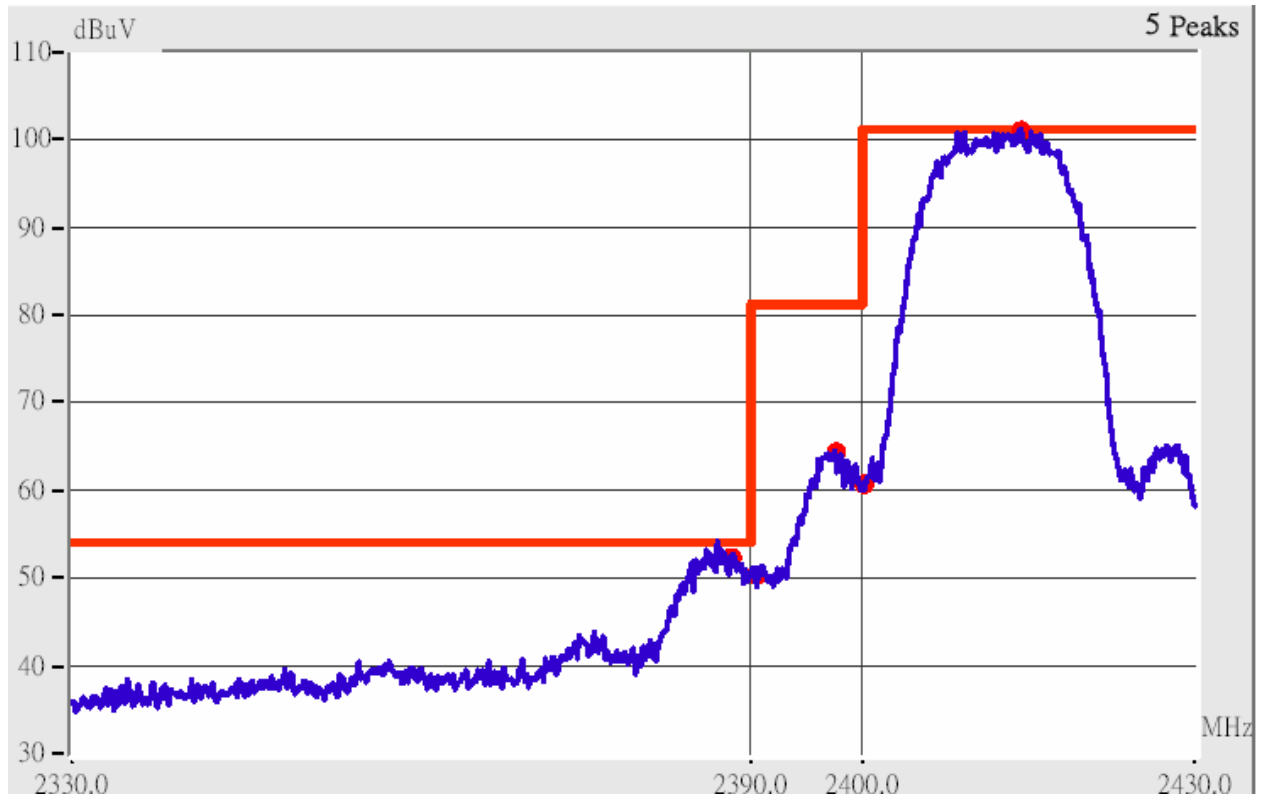
We perform this section by the *radiated manner*, the RBW is set to 100kHz and VBW>RBW. We'd made the observation *up to 10<sup>th</sup> harmonics and the criterion is all the harmonic/spurious emissions must be 20dB below the highest emission level measured*. If the emissions fall in the restricted bands stated in the Part15.205(a) must also *comply with the radiated emission limits specified in Part15.209(a)*. (*Peak mode: RBW=VBW=1MHz, Average mode: RBW=1MHz; VBW=10Hz*)

The following pages show our observations referring to the channel 1 and 11 respectively.

Test Condition & Setup: same as < 8.1 >



**Antenna#1 mode:**  
**Channel 1 of IEEE 802.11b**



This is the hard copy of our bandedge measurement generated by our bandedge testing program. The plot shown above is the bandedge of channel 1.

1. The lobe left by the fundamental side is already 20dB below the highest emission level.
2. The emissions recorded in the restricted band is do comply with the Part 15.209(a) – as below.

<i>Radiated Emission</i>					<i>Corrected Amplitude</i>		<i>Class B ( 3m )</i>		
<i>Frequency (MHz)</i>	<i>Ant. P.</i>	<i>Ant. H. (m)</i>	<i>Table ( )</i>	<i>Factors (dB)</i>	<i>(dBµV/m)</i>		<i>Limit (dBµV/m)</i>		<i>Margin (dB)</i>
					<i>Peak</i>	<i>Average</i>	<i>Peak</i>	<i>Ave.</i>	
2385.48	Hor	1.00	234	9.17	61.83	52.67	73.96	53.96	-1.29
2390.21	Hor	1.00	234	9.18	60.35	51.68	73.96	53.96	-2.28
2385.88	Ver	1.00	329	9.17	52.17	41.00	73.96	53.96	-12.96
2390.02	Ver	1.00	107	9.18	49.02	---	73.96	53.96	-4.94

**Channel 11 of IEEE 802.11b**

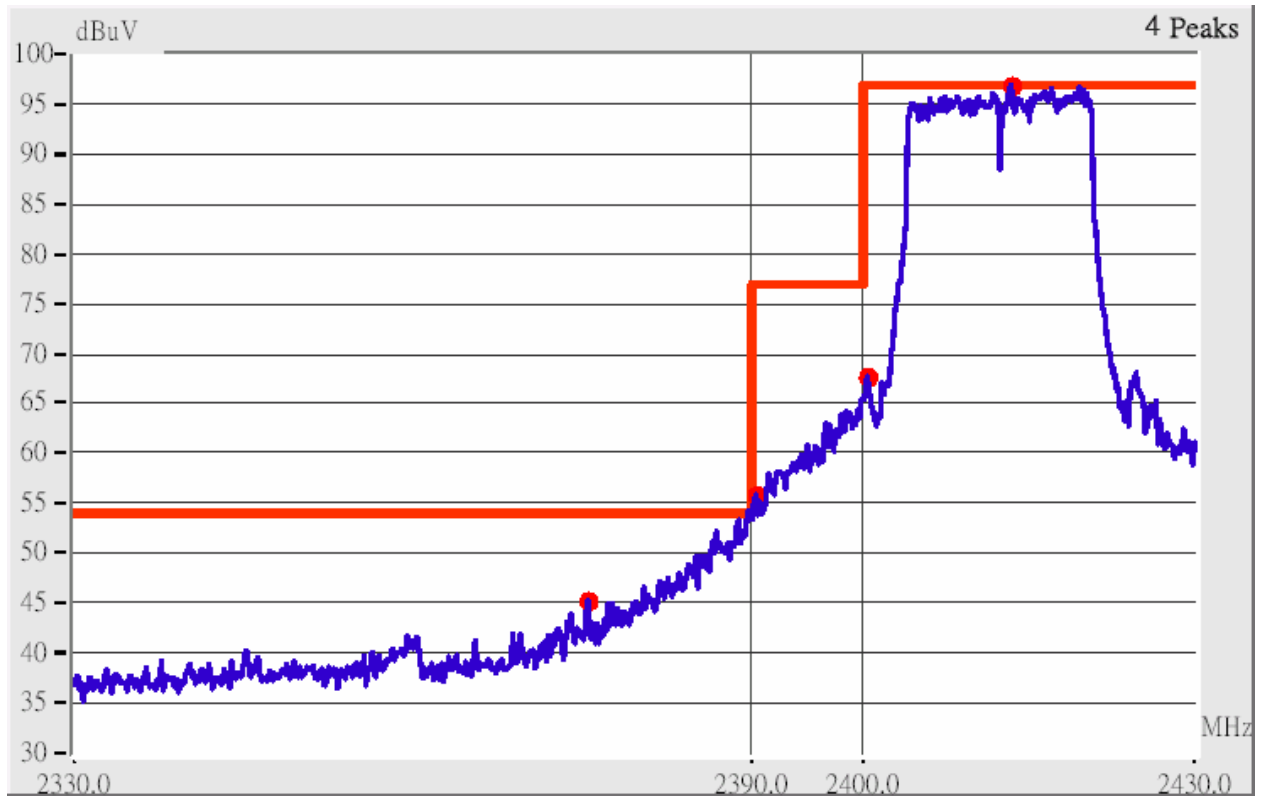


This is the hard copy of our bandedge measurement generated by our bandedge testing program. The plot shown above is the bandedge of channel 11.

- 3. The lobe right by the fundamental side is already 20dB below the highest emission level.
- 4. The emissions recorded in the restricted band is do comply with the Part 15.209(a) – as below

Radiated Emission					Corrected Amplitude		Class B ( 3m )		
Frequency (MHz)	Ant. P.	Ant. H. (m)	Table ( )	Factors (dB)	(dBµV/m)		Limit (dBµV/m)		Margin (dB)
					Peak	Average	Peak	Ave.	
2484.02	Hor	1.00	300	9.45	58.94	48.62	73.96	53.96	-5.34
2488.28	Hor	1.00	259	9.46	60.12	49.79	73.96	53.96	-4.17
2500.01	Hor	1.00	267	9.49	49.49	---	73.96	53.96	-4.47
2518.38	Hor	1.00	216	9.52	51.52	---	73.96	53.96	-2.44
2483.50	Ver	1.00	192	9.44	47.78	---	73.96	53.96	-6.18
2488.75	Ver	1.00	0	9.46	48.79	---	73.96	53.96	-5.17
2500.01	Ver	1.00	322	9.49	43.16	---	73.96	53.96	-10.80
2516.17	Ver	1.00	51	9.52	46.19	---	73.96	53.96	-7.77

**Channel 1 of IEEE 802.11g**



This is the hard copy of our bandedge measurement generated by our bandedge testing program. The plot shown above is the bandedge of channel 1.

- 5. The lobe left by the fundamental side is already 20dB below the highest emission level.
- 6. The emissions recorded in the restricted band is do comply with the Part 15.209(a) – as below.

<i>Radiated Emission</i>					<i>Corrected Amplitude</i>		<i>Class B ( 3m )</i>		
<i>Frequency (MHz)</i>	<i>Ant. P.</i>	<i>Ant. H. (m)</i>	<i>Table ( )</i>	<i>Factors (dB)</i>	<i>(dBµV/m)</i>		<i>Limit (dBµV/m)</i>		<i>Margin (dB)</i>
					<i>Peak</i>	<i>Average</i>	<i>Peak</i>	<i>Ave.</i>	
2387.93	Hor	1.00	214	9.18	65.34	48.85	73.96	53.96	-5.11
2390.41	Hor	1.00	208	9.18	69.68	52.18	73.96	53.96	-1.78
2389.48	Ver	1.00	24	9.18	56.85	41.85	73.96	53.96	-12.11
2389.79	Ver	1.00	24	9.18	59.35	42.18	73.96	53.96	-11.78

Channel 11 of IEEE 802.11g

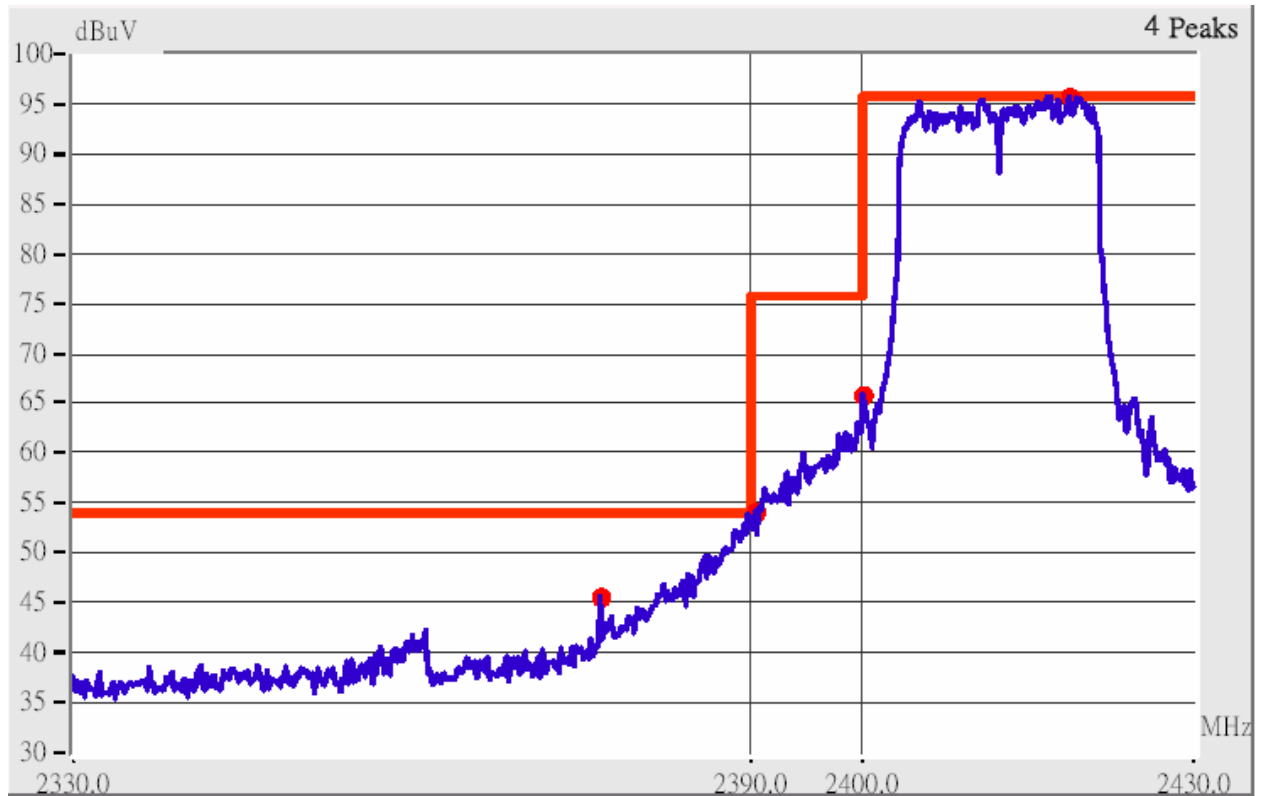


This is the hard copy of our bandedge measurement generated by our bandedge testing program. The plot shown above is the bandedge of channel 11.

- 7. The lobe right by the fundamental side is already 20dB below the highest emission level.
- 8. The emissions recorded in the restricted band is do comply with the Part 15.209(a) – as below

Radiated Emission					Corrected Amplitude		Class B ( 3m )		
Frequency (MHz)	Ant. P.	Ant. H. (m)	Table ( ° )	Factors (dB)	(dBµV/m)		Limit (dBµV/m)		Margin (dB)
					Peak	Average	Peak	Ave.	
2483.21	Hor	1.00	315	9.44	69.28	52.27	73.96	53.96	-1.69
2486.67	Hor	1.00	315	9.45	62.29	48.12	73.96	53.96	-5.84
2499.40	Hor	1.00	312	9.49	52.32	40.49	73.96	53.96	-13.47
2514.44	Hor	1.00	316	9.52	54.85	42.69	73.96	53.96	-11.27
2483.24	Ver	1.00	156	9.44	55.78	43.11	73.96	53.96	-10.85
2484.42	Ver	1.00	156	9.45	54.45	41.78	73.96	53.96	-12.18
2500.01	Ver	1.00	156	9.49	44.49	---	73.96	53.96	-9.47
2515.06	Ver	1.00	94	9.52	47.18	---	73.96	53.96	-6.78

Channel 01 of IEEE 802.11n 20M



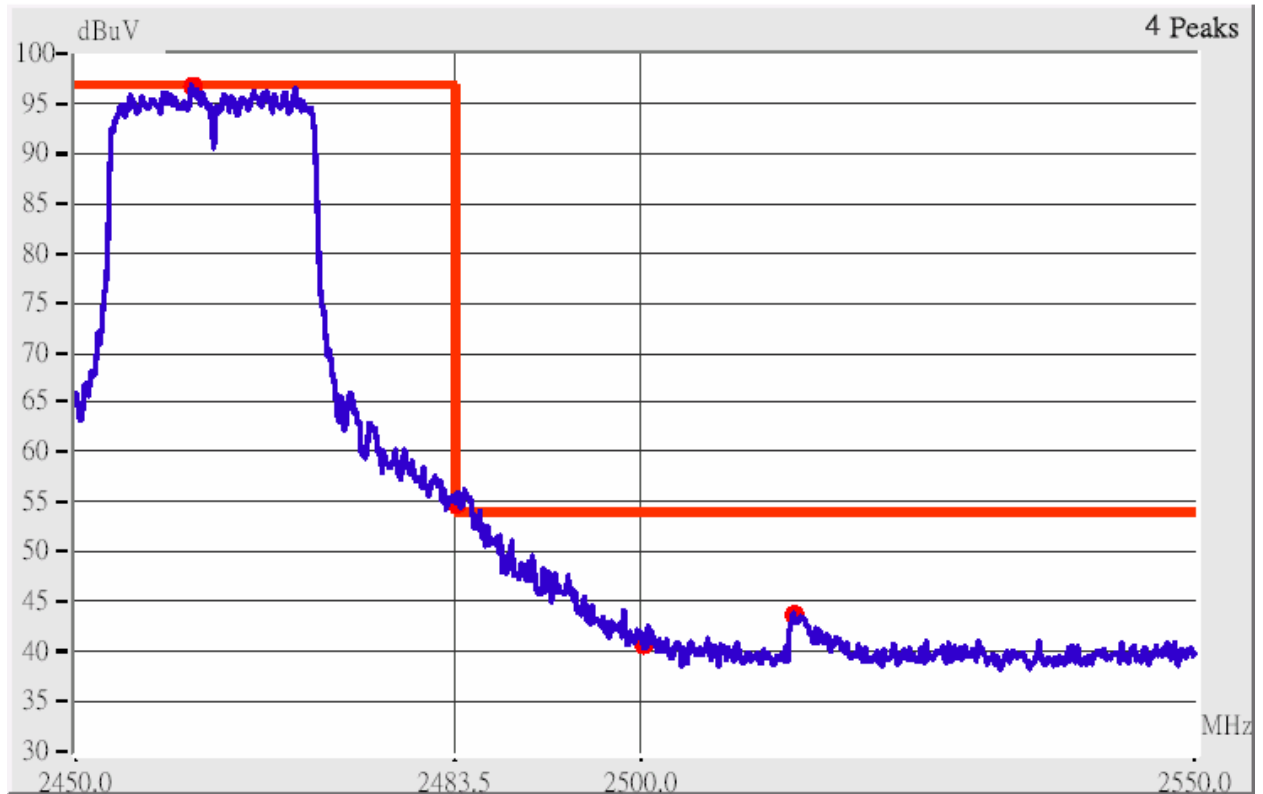
This is the hard copy of our bandedge measurement generated by our bandedge testing program. The plot shown above is the bandedge of channel 1.

9. The lobe left by the fundamental side is already 20dB below the highest emission level.

10. The emissions recorded in the restricted band is do comply with the Part 15.209(a) – as below.

Radiated Emission					Corrected Amplitude		Class B ( 3m )		
Frequency (MHz)	Ant. P.	Ant. H. (m)	Table ( )	Factors (dB)	(dBµV/m)		Limit (dBµV/m)		Margin (dB)
					Peak	Average	Peak	Ave.	
2387.65	Hor	1.00	203	9.18	63.84	49.01	73.96	53.96	-4.95
2389.76	Hor	1.00	203	9.18	68.68	51.68	73.96	53.96	-2.28
2388.18	Ver	1.00	66	9.18	54.68	40.85	73.96	53.96	-13.11
2391.02	Ver	1.00	63	9.18	59.35	43.85	73.96	53.96	-10.11

Channel 11 of IEEE 802.11n 20M



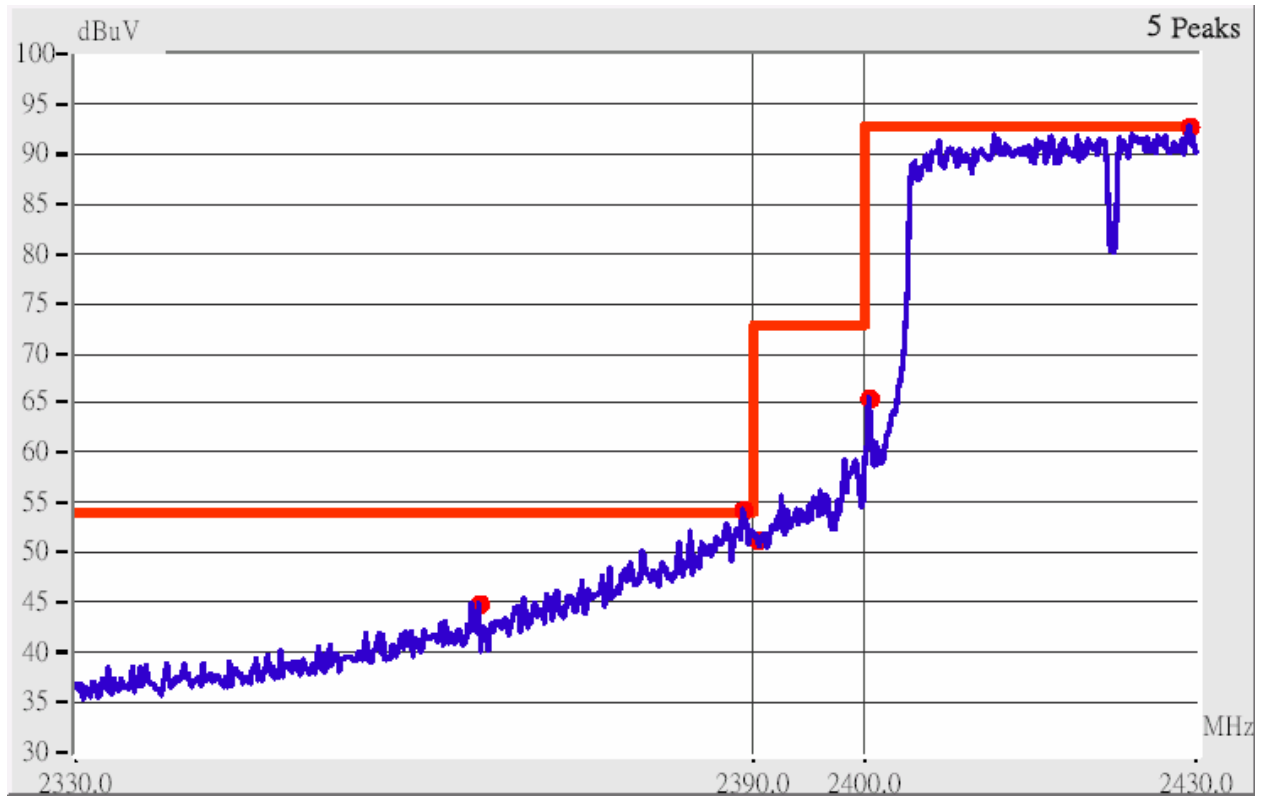
This is the hard copy of our bandedge measurement generated by our bandedge testing program. The plot shown above is the bandedge of channel 11.

11. The lobe right by the fundamental side is already 20dB below the highest emission level.

12. The emissions recorded in the restricted band do comply with the Part 15.209(a) – as below

Radiated Emission					Corrected Amplitude		Class B ( 3m )		
Frequency (MHz)	Ant. P.	Ant. H. (m)	Table ( )	Factors (dB)	(dBµV/m)		Limit (dBµV/m)		Margin (dB)
					Peak	Average	Peak	Ave.	
2483.43	Hor	1.00	334	9.44	71.78	52.27	73.96	53.96	-1.69
2485.39	Hor	1.00	334	9.45	65.45	50.12	73.96	53.96	-3.84
2499.57	Hor	1.00	332	9.49	54.32	40.32	73.96	53.96	-13.64
2513.54	Hor	1.00	339	9.52	54.02	42.69	73.96	53.96	-11.27
2483.54	Ver	1.00	110	9.44	61.78	43.61	73.96	53.96	-10.35
2484.46	Ver	1.00	110	9.45	59.28	42.78	73.96	53.96	-11.18
2499.83	Ver	1.00	110	9.49	48.32	---	73.96	53.96	-5.64
2513.89	Ver	1.00	129	9.52	46.02	---	73.96	53.96	-7.94

**Channel CH03 of IEEE 802.11n 40M**



This is the hard copy of our bandedge measurement generated by our bandedge testing program. The plot shown above is the bandedge of channel 3.

13. The lobe left by the fundamental side is already 20dB below the highest emission level.

14. The emissions recorded in the restricted band do comply with the Part 15.209(a) – as below.

<i>Radiated Emission</i>					<i>Corrected Amplitude</i>		<i>Class B ( 3m )</i>		
<i>Frequency (MHz)</i>	<i>Ant. P.</i>	<i>Ant. H. (m)</i>	<i>Table ( )</i>	<i>Factors (dB)</i>	<i>(dBµV/m)</i>		<i>Limit (dBµV/m)</i>		<i>Margin (dB)</i>
					<i>Peak</i>	<i>Average</i>	<i>Peak</i>	<i>Ave.</i>	
2383.86	Hor	1.00	178	9.16	59.50	49.16	73.96	53.96	-4.80
2390.39	Hor	1.00	226	9.18	61.35	51.85	73.96	53.96	-2.11
2385.39	Ver	1.00	36	9.17	53.50	41.00	73.96	53.96	-12.96
2389.76	Ver	1.00	34	9.18	54.68	42.51	73.96	53.96	-11.45

Channel 09 of IEEE 802.11n 40M



This is the hard copy of our bandedge measurement generated by our bandedge testing program. The plot shown above is the bandedge of channel 09.

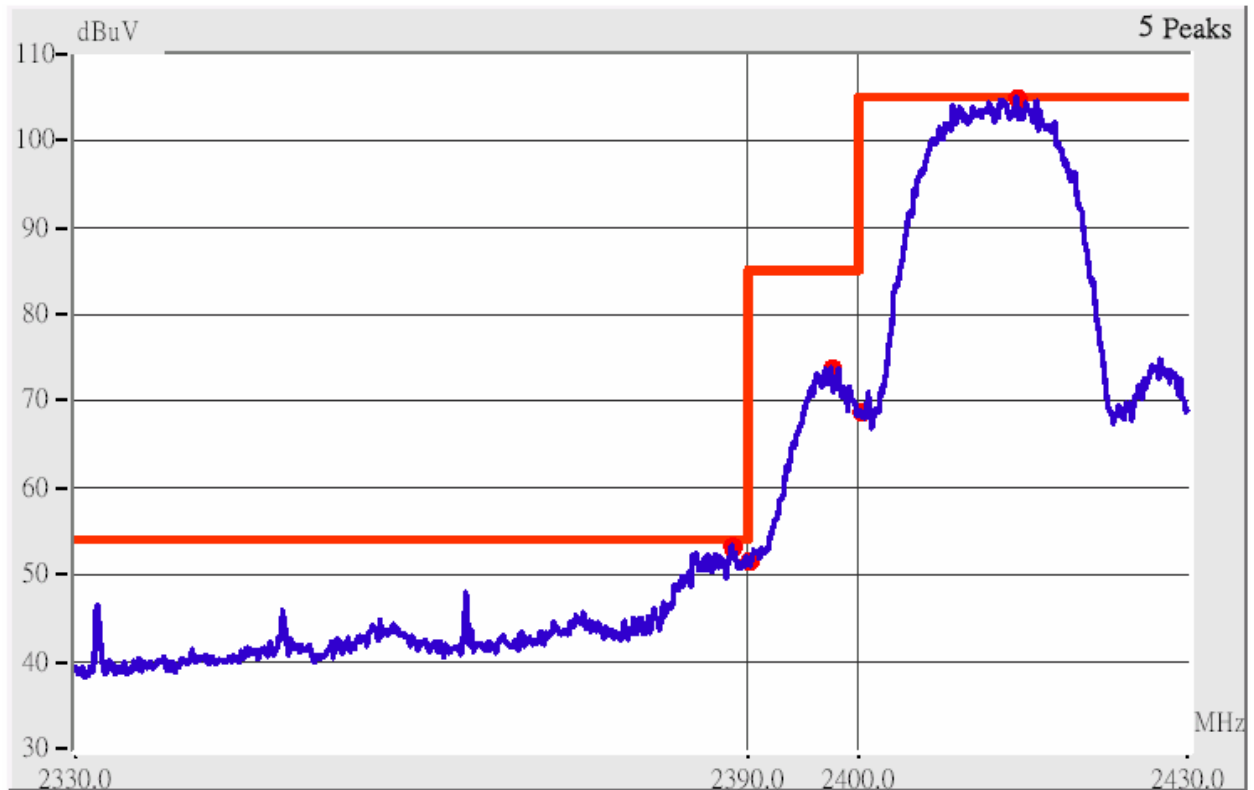
15.The lobe right by the fundamental side is already 20dB below the highest emission level.

16.The emissions recorded in the restricted band is do comply with the Part 15.209(a) – as below

Radiated Emission					Corrected Amplitude		Class B ( 3m )		
Frequency (MHz)	Ant. P.	Ant. H. (m)	Table ( )	Factors (dB)	(dBµV/m)		Limit (dBµV/m)		Margin (dB)
					Peak	Average	Peak	Ave.	
2483.82	Hor	1.00	313	9.44	66.61	52.61	73.96	53.96	-1.35
2485.68	Hor	1.00	309	9.45	66.45	51.45	73.96	53.96	-2.51
2500.18	Hor	1.00	314	9.49	57.99	44.32	73.96	53.96	-9.64
2505.72	Hor	1.00	311	9.50	55.67	41.67	73.96	53.96	-12.29
2484.11	Ver	1.00	72	9.44	54.94	43.28	73.96	53.96	-10.68
2488.84	Ver	1.00	278	9.46	55.29	41.79	73.96	53.96	-12.17
2500.01	Ver	1.00	273	9.49	47.49	---	73.96	53.96	-6.47
2520.25	Ver	1.00	70	9.53	46.36	---	73.96	53.96	-7.60



**Antenna#2 mode:**  
**Channel 1 of IEEE 802.11b**



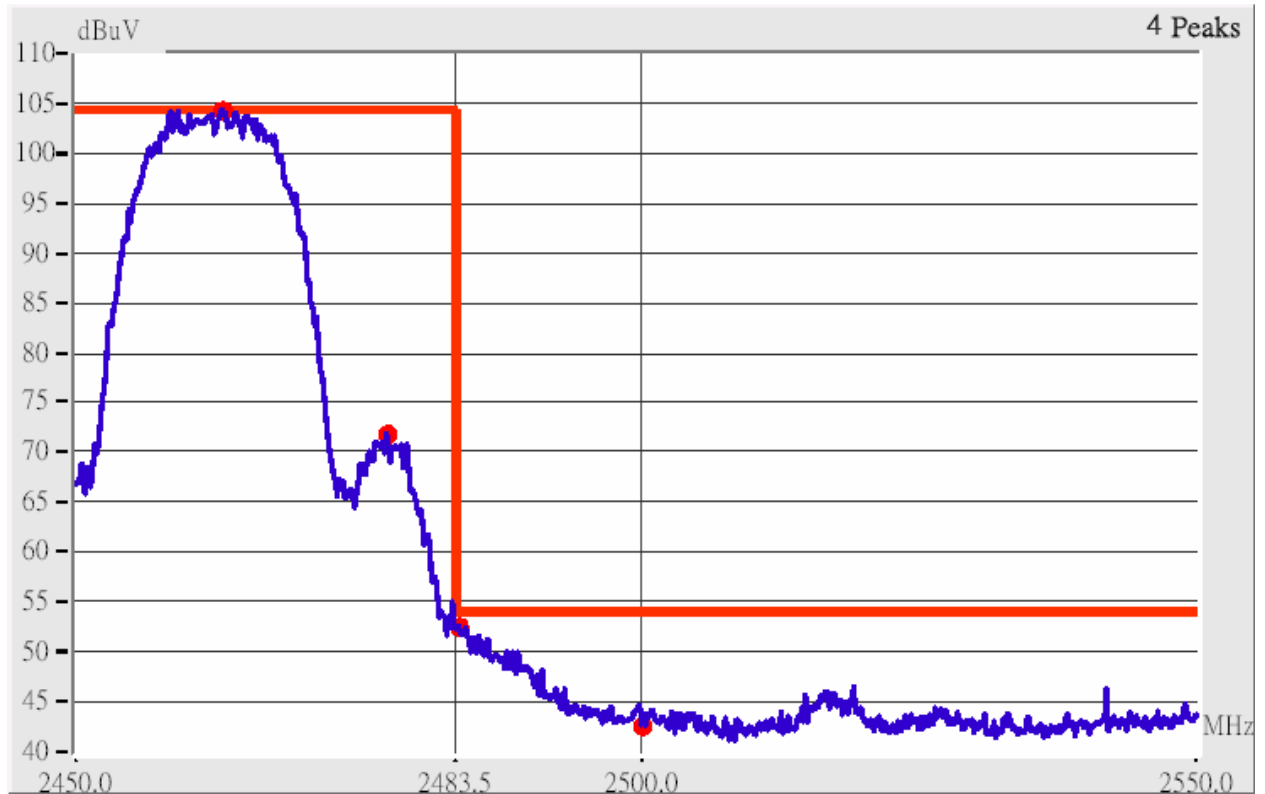
This is the hard copy of our bandedge measurement generated by our bandedge testing program. The plot shown above is the bandedge of channel 1.

17.The lobe left by the fundamental side is already 20dB below the highest emission level.

18.The emissions recorded in the restricted band is do comply with the Part 15.209(a) – as below.

<i>Radiated Emission</i>					<i>Corrected Amplitude</i>		<i>Class B ( 3m )</i>		
<i>Frequency (MHz)</i>	<i>Ant. P.</i>	<i>Ant. H. (m)</i>	<i>Table ( )</i>	<i>Factors (dB)</i>	<i>(dBµV/m)</i>		<i>Limit (dBµV/m)</i>		<i>Margin (dB)</i>
					<i>Peak</i>	<i>Average</i>	<i>Peak</i>	<i>Ave.</i>	
2385.83	Hor	1.00	360	9.17	53.84	44.00	73.96	53.96	-9.96
2391.05	Hor	1.00	360	9.18	55.52	46.01	73.96	53.96	-7.95
2385.06	Ver	1.00	190	9.17	62.33	50.50	73.96	53.96	-3.46
2389.61	Ver	1.00	129	9.18	61.68	51.85	73.96	53.96	-2.11

**Channel 11 of IEEE 802.11b**



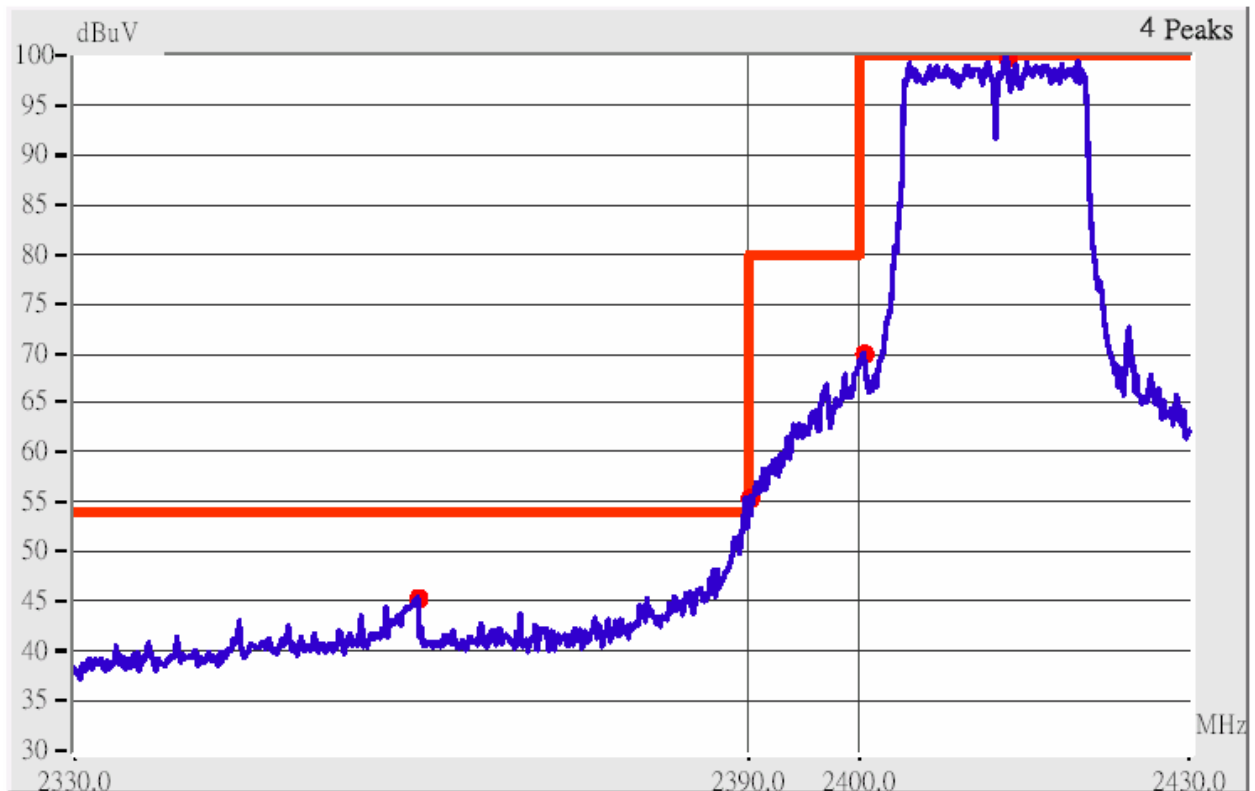
This is the hard copy of our bandedge measurement generated by our bandedge testing program. The plot shown above is the bandedge of channel 11.

19. The lobe right by the fundamental side is already 20dB below the highest emission level.

20. The emissions recorded in the restricted band do comply with the Part 15.209(a) – as below

Radiated Emission					Corrected Amplitude		Class B ( 3m )		
Frequency (MHz)	Ant. P.	Ant. H. (m)	Table ( )	Factors (dB)	(dBµV/m)		Limit (dBµV/m)		Margin (dB)
					Peak	Average	Peak	Ave.	
2483.51	Hor	1.00	249	9.44	56.61	47.44	73.96	53.96	-6.52
2485.84	Hor	1.00	253	9.45	54.95	45.12	73.96	53.96	-8.84
2500.01	Hor	1.00	74	9.49	48.66	---	73.96	53.96	-5.30
2517.37	Hor	1.00	360	9.52	51.86	41.02	73.96	53.96	-12.94
2483.74	Ver	1.00	196	9.44	62.61	51.94	73.96	53.96	-2.02
2488.30	Ver	1.00	278	9.46	59.79	48.46	73.96	53.96	-5.50
2500.88	Ver	1.00	201	9.49	57.66	43.32	73.96	53.96	-10.64
2516.09	Ver	1.00	124	9.52	56.02	45.19	73.96	53.96	-8.77

**Channel 1 of IEEE 802.11g**



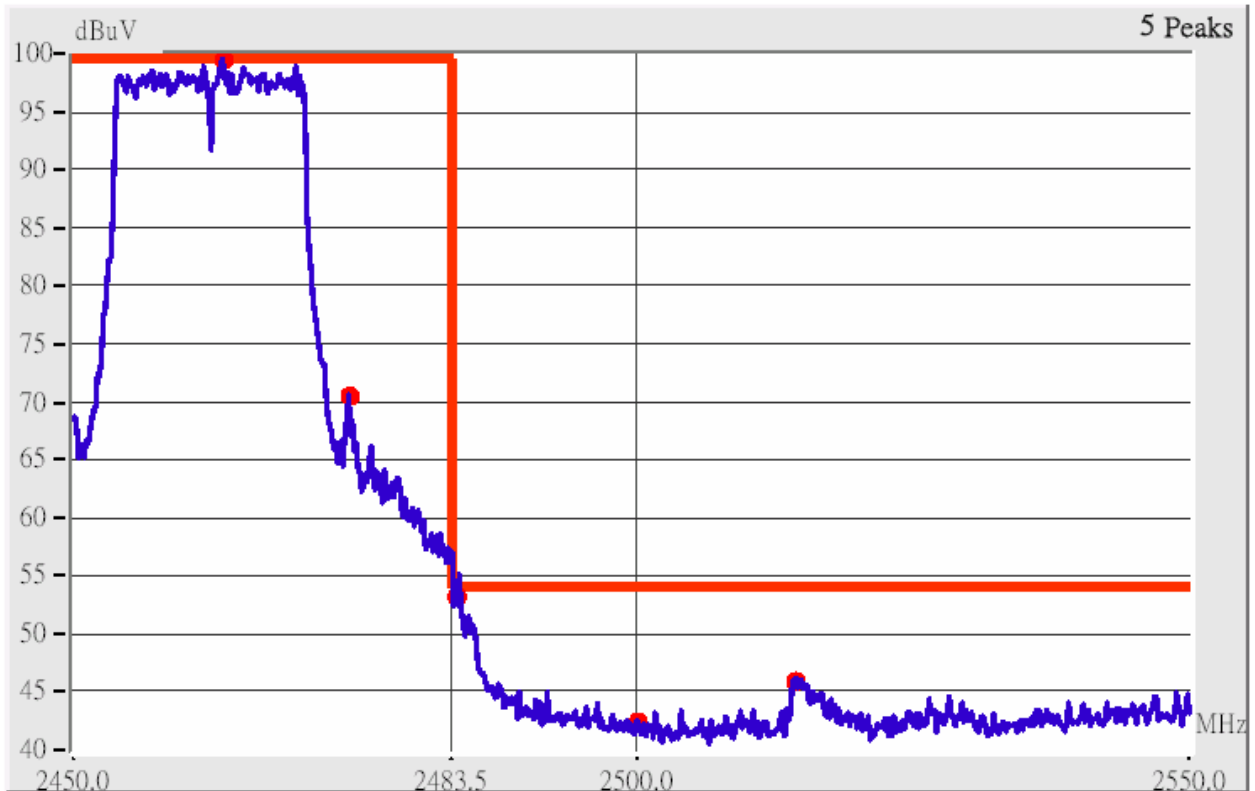
This is the hard copy of our bandedge measurement generated by our bandedge testing program. The plot shown above is the bandedge of channel 1.

21. The lobe left by the fundamental side is already 20dB below the highest emission level.

22. The emissions recorded in the restricted band do comply with the Part 15.209(a) – as below.

<i>Radiated Emission</i>					<i>Corrected Amplitude</i>		<i>Class B ( 3m )</i>		
<i>Frequency (MHz)</i>	<i>Ant. P.</i>	<i>Ant. H. (m)</i>	<i>Table ( )</i>	<i>Factors (dB)</i>	<i>(dBµV/m)</i>		<i>Limit (dBµV/m)</i>		<i>Margin (dB)</i>
					<i>Peak</i>	<i>Average</i>	<i>Peak</i>	<i>Ave.</i>	
2386.55	Hor	1.00	260	9.17	50.84	---	73.96	53.96	-3.12
2390.41	Hor	1.00	247	9.18	60.68	43.35	73.96	53.96	-10.61
2360.12	Ver	1.00	329	9.10	54.93	43.43	73.96	53.96	-10.53
2386.62	Ver	1.00	58	9.17	62.51	44.84	73.96	53.96	-9.12
2390.41	Ver	1.00	61	9.18	71.18	52.18	73.96	53.96	-1.78

**Channel 11 of IEEE 802.11g**



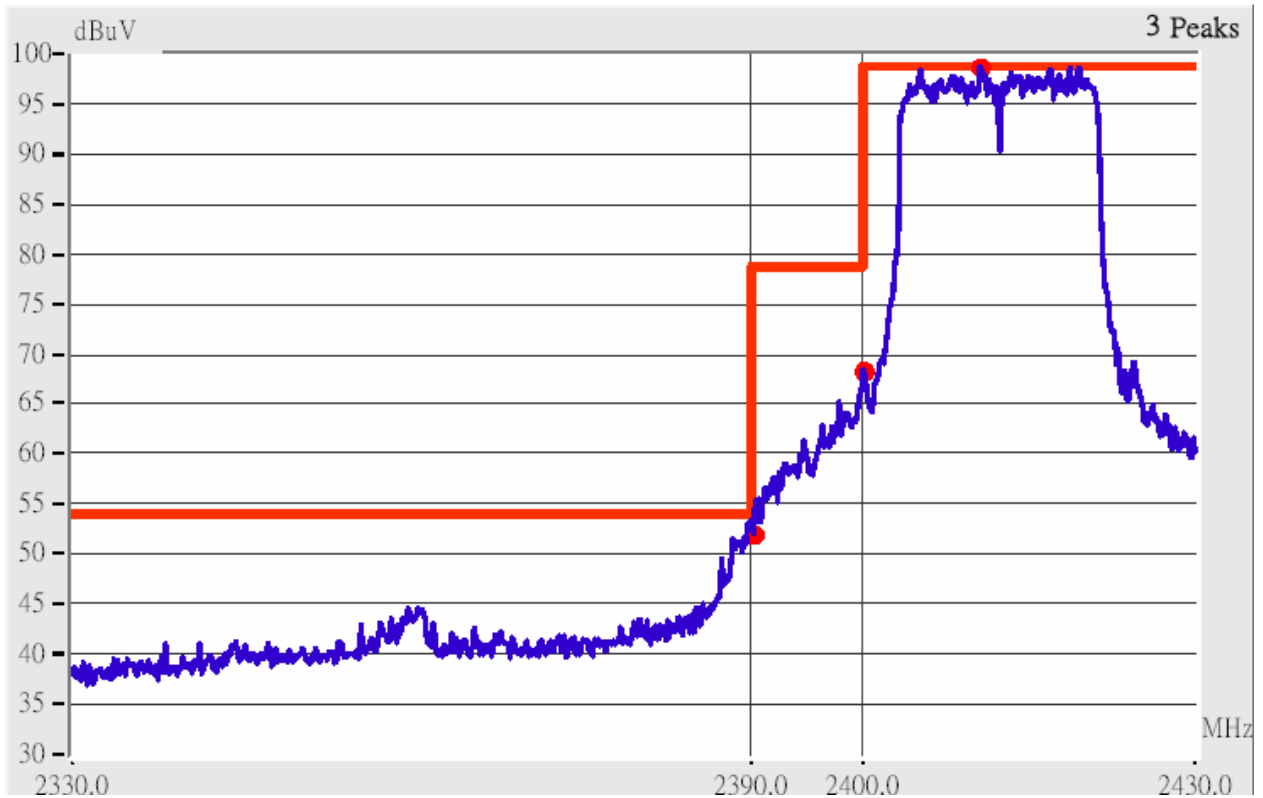
This is the hard copy of our bandedge measurement generated by our bandedge testing program. The plot shown above is the bandedge of channel 11.

23.The lobe right by the fundamental side is already 20dB below the highest emission level.

24.The emissions recorded in the restricted band is do comply with the Part 15.209(a) – as below

<i>Radiated Emission</i>					<i>Corrected Amplitude</i>		<i>Class B ( 3m )</i>		
<i>Frequency (MHz)</i>	<i>Ant. P.</i>	<i>Ant. H. (m)</i>	<i>Table ( ° )</i>	<i>Factors (dB)</i>	<i>(dBµV/m)</i>		<i>Limit (dBµV/m)</i>		<i>Margin (dB)</i>
					<i>Peak</i>	<i>Average</i>	<i>Peak</i>	<i>Ave.</i>	
2483.22	Hor	1.00	143	9.44	60.44	46.11	73.96	53.96	-7.85
2484.44	Hor	1.00	95	9.45	57.95	43.12	73.96	53.96	-10.84
2500.01	Hor	1.00	96	9.49	45.82	---	73.96	53.96	-8.14
2514.53	Hor	1.00	251	9.52	51.52	---	73.96	53.96	-2.44
2483.22	Ver	1.00	204	9.44	68.28	51.94	73.96	53.96	-2.02
2484.96	Ver	1.00	294	9.45	63.45	47.62	73.96	53.96	-6.34
2500.41	Ver	1.00	295	9.49	51.49	41.49	73.96	53.96	-12.47
2514.48	Ver	1.00	121	9.52	56.85	45.52	73.96	53.96	-8.44

**Channel 01 of IEEE 802.11n 20M**



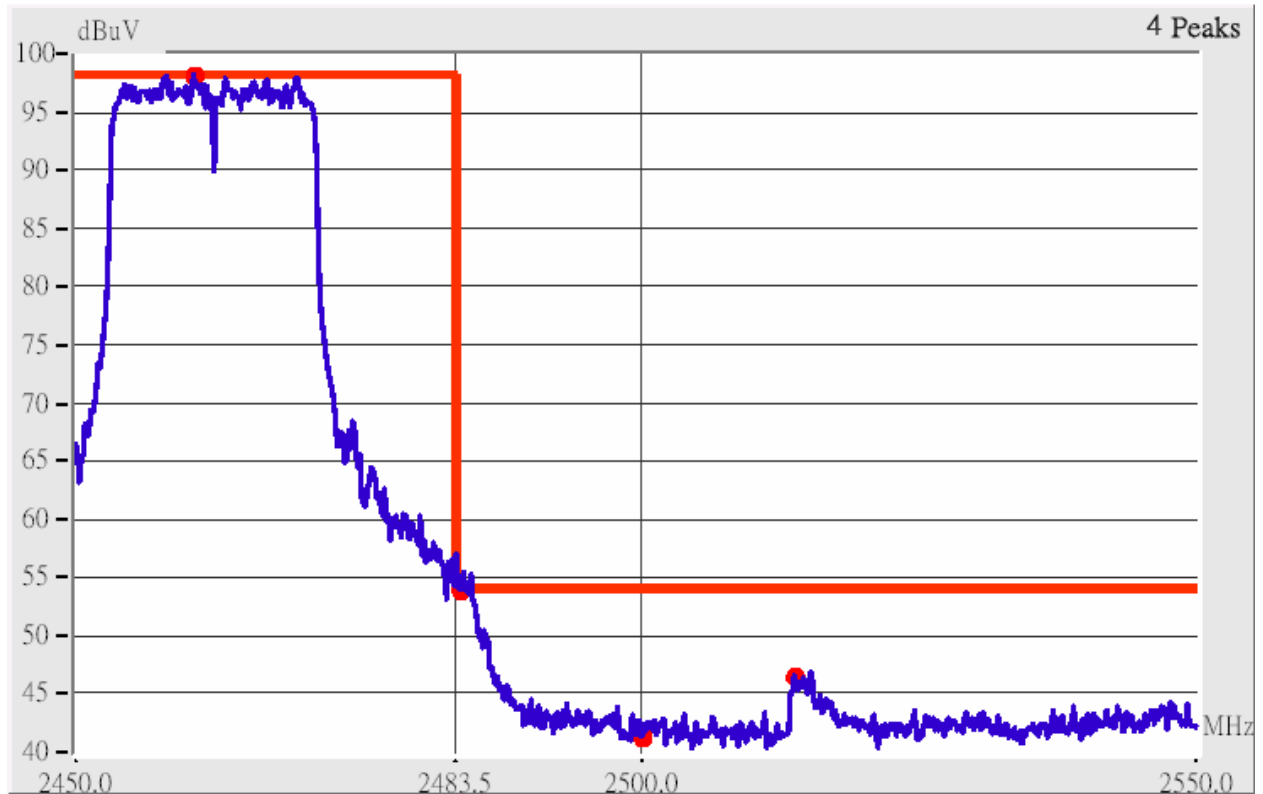
This is the hard copy of our bandedge measurement generated by our bandedge testing program. The plot shown above is the bandedge of channel 1.

25. The lobe left by the fundamental side is already 20dB below the highest emission level.

26. The emissions recorded in the restricted band do comply with the Part 15.209(a) – as below.

<i>Radiated Emission</i>					<i>Corrected Amplitude</i>		<i>Class B ( 3m )</i>		
<i>Frequency (MHz)</i>	<i>Ant. P.</i>	<i>Ant. H. (m)</i>	<i>Table ( )</i>	<i>Factors (dB)</i>	<i>(dBµV/m)</i>		<i>Limit (dBµV/m)</i>		<i>Margin (dB)</i>
					<i>Peak</i>	<i>Average</i>	<i>Peak</i>	<i>Ave.</i>	
2387.85	Hor	1.00	30	9.18	51.84	---	73.96	53.96	-2.12
2390.61	Hor	1.00	30	9.18	61.68	43.01	73.96	53.96	-10.95
2359.76	Ver	1.00	305	9.10	55.10	44.10	73.96	53.96	-9.86
2387.89	Ver	1.00	137	9.18	61.17	47.68	73.96	53.96	-6.28
2389.81	Ver	1.00	77	9.18	70.35	51.51	73.96	53.96	-2.45

Channel 11 of IEEE 802.11n 20M



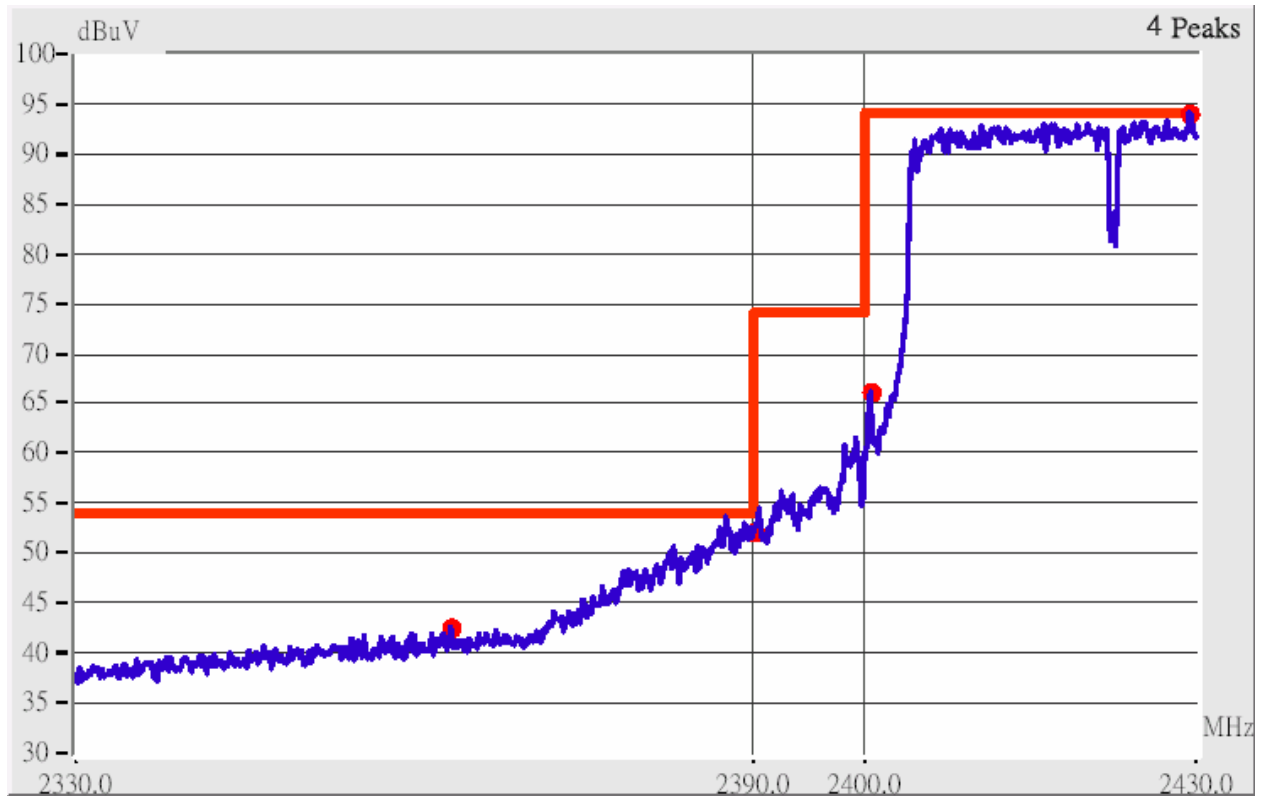
This is the hard copy of our bandedge measurement generated by our bandedge testing program. The plot shown above is the bandedge of channel 11.

27. The lobe right by the fundamental side is already 20dB below the highest emission level.

28. The emissions recorded in the restricted band do comply with the Part 15.209(a) – as below

Radiated Emission					Corrected Amplitude		Class B ( 3m )		
Frequency (MHz)	Ant. P.	Ant. H. (m)	Table ( )	Factors (dB)	(dBµV/m)		Limit (dBµV/m)		Margin (dB)
					Peak	Average	Peak	Ave.	
2482.95	Hor	1.00	355	9.44	65.61	45.77	73.96	53.96	-8.19
2484.78	Hor	1.00	353	9.45	61.12	43.12	73.96	53.96	-10.84
2500.01	Hor	1.00	183	9.49	48.16	---	73.96	53.96	-5.80
2513.89	Hor	1.00	183	9.52	50.85	---	73.96	53.96	-3.11
2483.24	Ver	1.00	315	9.44	70.94	52.11	73.96	53.96	-1.85
2484.11	Ver	1.00	356	9.45	64.95	49.12	73.96	53.96	-4.84
2500.01	Ver	1.00	282	9.49	51.49	---	73.96	53.96	-2.47
2513.54	Ver	1.00	358	9.52	57.02	45.52	73.96	53.96	-8.44

**Channel CH03 of IEEE 802.11n 40M**



This is the hard copy of our bandedge measurement generated by our bandedge testing program. The plot shown above is the bandedge of channel 3.

29.The lobe left by the fundamental side is already 20dB below the highest emission level.

30.The emissions recorded in the restricted band is do comply with the Part 15.209(a) – as below.

<i>Radiated Emission</i>					<i>Corrected Amplitude</i>		<i>Class B ( 3m )</i>		
<i>Frequency (MHz)</i>	<i>Ant. P.</i>	<i>Ant. H. (m)</i>	<i>Table ( )</i>	<i>Factors (dB)</i>	<i>(dBµV/m)</i>		<i>Limit (dBµV/m)</i>		<i>Margin (dB)</i>
					<i>Peak</i>	<i>Average</i>	<i>Peak</i>	<i>Ave.</i>	
2387.29	Hor	1.00	177	9.17	55.17	41.00	73.96	53.96	-12.96
2389.45	Hor	1.00	177	9.18	53.18	42.35	73.96	53.96	-11.61
2386.08	Ver	1.00	102	9.17	64.50	49.67	73.96	53.96	-4.29
2389.79	Ver	1.00	94	9.18	64.85	52.01	73.96	53.96	-1.95

Channel 09 of IEEE 802.11n 40M



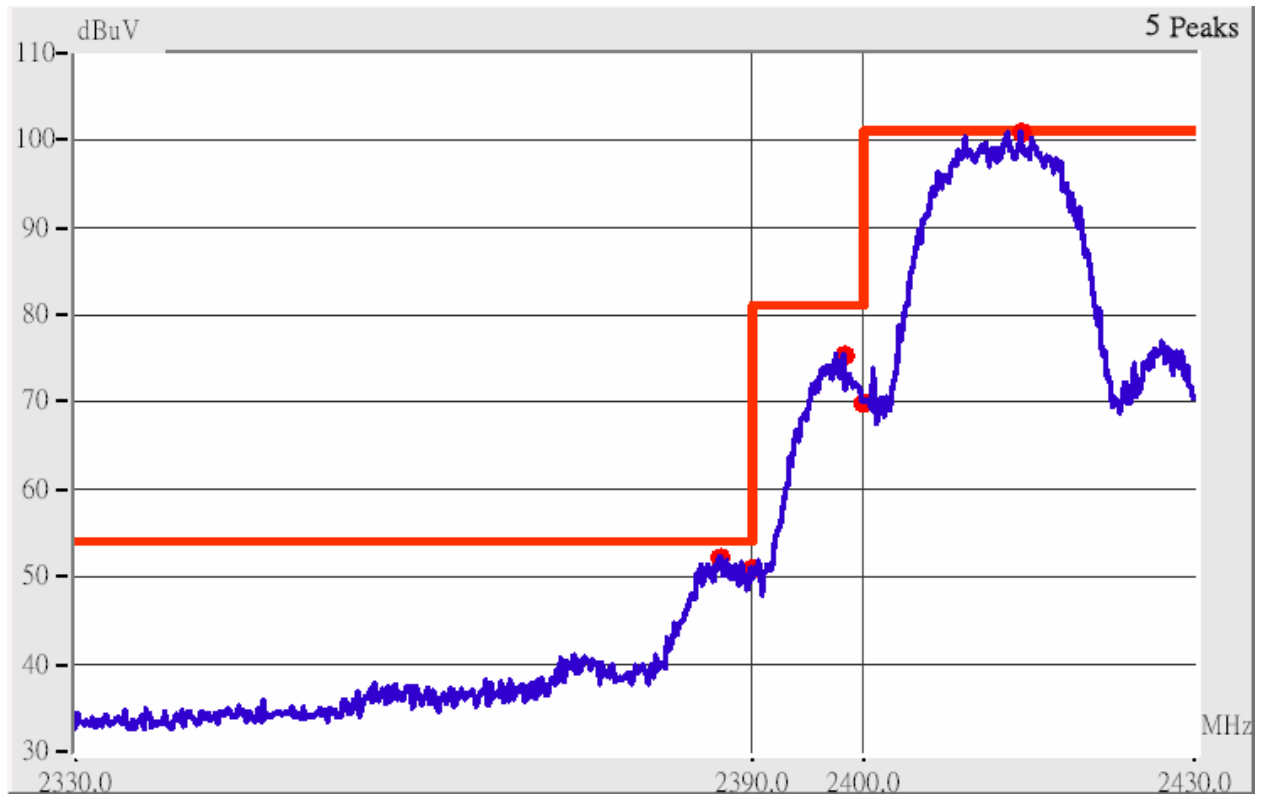
This is the hard copy of our bandedge measurement generated by our bandedge testing program. The plot shown above is the bandedge of channel 09.

- 31. The lobe right by the fundamental side is already 20dB below the highest emission level.
- 32. The emissions recorded in the restricted band do comply with the Part 15.209(a) – as below

Radiated Emission					Corrected Amplitude		Class B ( 3m )		
Frequency (MHz)	Ant. P.	Ant. H. (m)	Table ( )	Factors (dB)	(dBµV/m)		Limit (dBµV/m)		Margin (dB)
					Peak	Average	Peak	Ave.	
2483.55	Hor	1.00	301	9.44	58.61	45.44	73.96	53.96	-8.52
2487.49	Hor	1.00	304	9.45	58.29	44.78	73.96	53.96	-9.18
2500.01	Hor	1.00	167	9.49	48.32	---	73.96	53.96	-5.64
2511.62	Hor	1.00	299	9.51	47.85	---	73.96	53.96	-6.11
2483.85	Ver	1.00	205	9.44	65.11	51.94	73.96	53.96	-2.02
2490.07	Ver	1.00	291	9.46	63.46	49.13	73.96	53.96	-4.83
2499.82	Ver	1.00	210	9.49	57.32	43.66	73.96	53.96	-10.30
2508.12	Ver	1.00	306	9.51	50.51	---	73.96	53.96	-3.45



**Antenna#4 mode:**  
**Channel 1 of IEEE 802.11b**



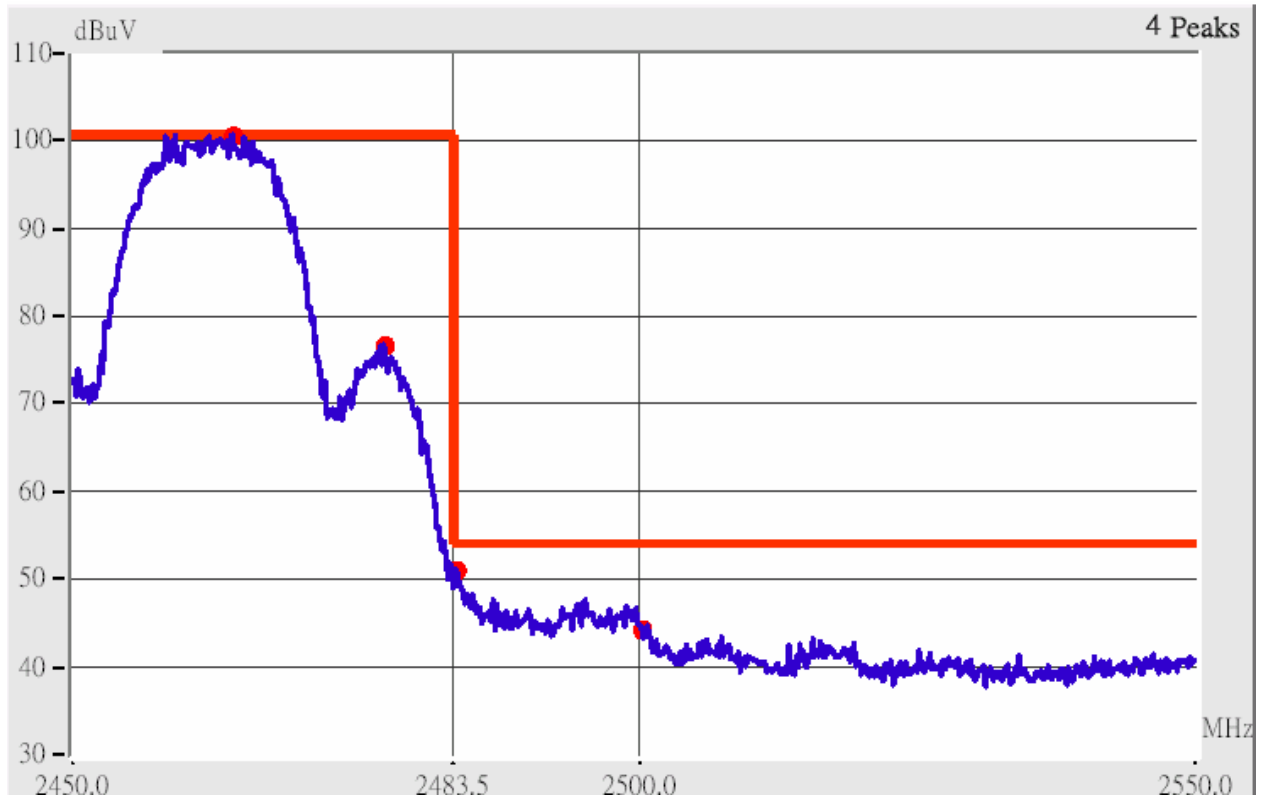
This is the hard copy of our bandedge measurement generated by our bandedge testing program. The plot shown above is the bandedge of channel 1.

33.The lobe left by the fundamental side is already 20dB below the highest emission level.

34.The emissions recorded in the restricted band is do comply with the Part 15.209(a) – as below.

<i>Radiated Emission</i>					<i>Corrected Amplitude</i>		<i>Class B ( 3m )</i>		
<i>Frequency (MHz)</i>	<i>Ant. P.</i>	<i>Ant. H. (m)</i>	<i>Table ( )</i>	<i>Factors (dB)</i>	<i>(dBμV/m)</i>		<i>Limit (dBμV/m)</i>		<i>Margin (dB)</i>
					<i>Peak</i>	<i>Average</i>	<i>Peak</i>	<i>Ave.</i>	
2385.47	Hor	1.00	139	9.17	62.33	51.00	73.96	53.96	-2.96
2389.62	Hor	1.00	9	9.18	60.85	51.35	73.96	53.96	-2.28
2385.48	Ver	1.00	28	9.17	63.67	52.50	73.96	53.96	-1.46
2389.59	Ver	1.00	28	9.18	61.52	52.85	73.96	53.96	-1.11

Channel 11 of IEEE 802.11b



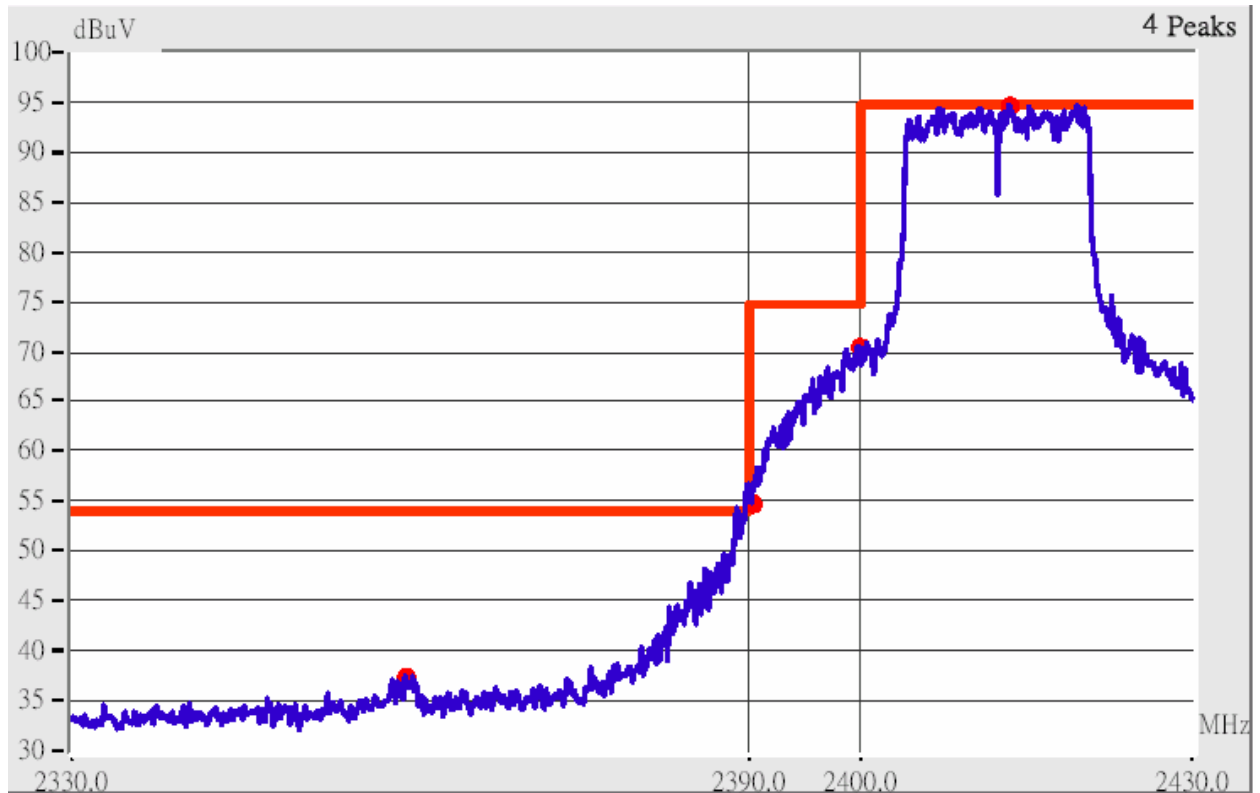
This is the hard copy of our bandedge measurement generated by our bandedge testing program. The plot shown above is the bandedge of channel 11.

35. The lobe right by the fundamental side is already 20dB below the highest emission level.

36. The emissions recorded in the restricted band do comply with the Part 15.209(a) – as below

Radiated Emission					Corrected Amplitude		Class B (3m)		
Frequency (MHz)	Ant. P.	Ant. H. (m)	Table ( )	Factors (dB)	(dBµV/m)		Limit (dBµV/m)		Margin (dB)
					Peak	Average	Peak	Ave.	
2483.16	Hor	1.00	250	9.44	61.28	52.27	73.96	53.96	-1.69
2486.23	Hor	1.00	253	9.45	58.79	46.62	73.96	53.96	-7.34
2499.92	Hor	1.00	253	9.49	56.32	44.32	73.96	53.96	-9.64
2506.31	Hor	1.00	256	9.50	53.67	42.67	73.96	53.96	-11.29
2482.97	Ver	1.00	267	9.44	58.44	50.61	73.96	53.96	-3.35
2486.36	Ver	1.00	271	9.45	57.12	44.45	73.96	53.96	-9.51
2499.98	Ver	1.00	184	9.49	53.32	42.82	73.96	53.96	-11.14
2506.04	Ver	1.00	240	9.50	53.17	41.50	73.96	53.96	-12.46

Channel 1 of IEEE 802.11g



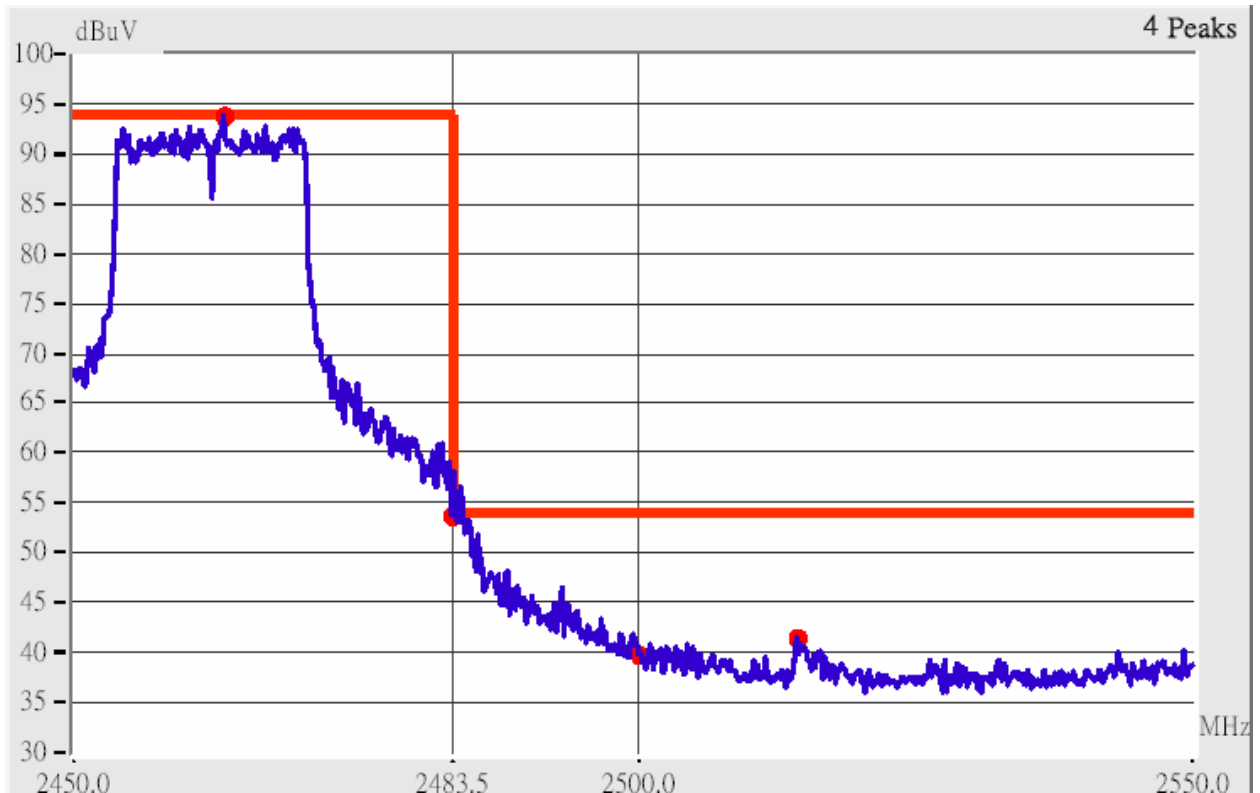
This is the hard copy of our bandedge measurement generated by our bandedge testing program. The plot shown above is the bandedge of channel 1.

37. The lobe left by the fundamental side is already 20dB below the highest emission level.

38. The emissions recorded in the restricted band do comply with the Part 15.209(a) – as below.

Radiated Emission					Corrected Amplitude		Class B ( 3m )		
Frequency (MHz)	Ant. P.	Ant. H. (m)	Table ( )	Factors (dB)	(dBµV/m)		Limit (dBµV/m)		Margin (dB)
					Peak	Average	Peak	Ave.	
2385.76	Hor	1.00	116	9.17	62.17	41.67	73.96	53.96	-11.79
2389.48	Hor	1.00	118	9.18	69.85	51.68	73.96	53.96	-2.28
2387.92	Ver	1.00	10	9.18	62.84	44.85	73.96	53.96	-9.11
2389.47	Ver	1.00	8	9.18	67.85	50.68	73.96	53.96	-3.28

Channel 11 of IEEE 802.11g

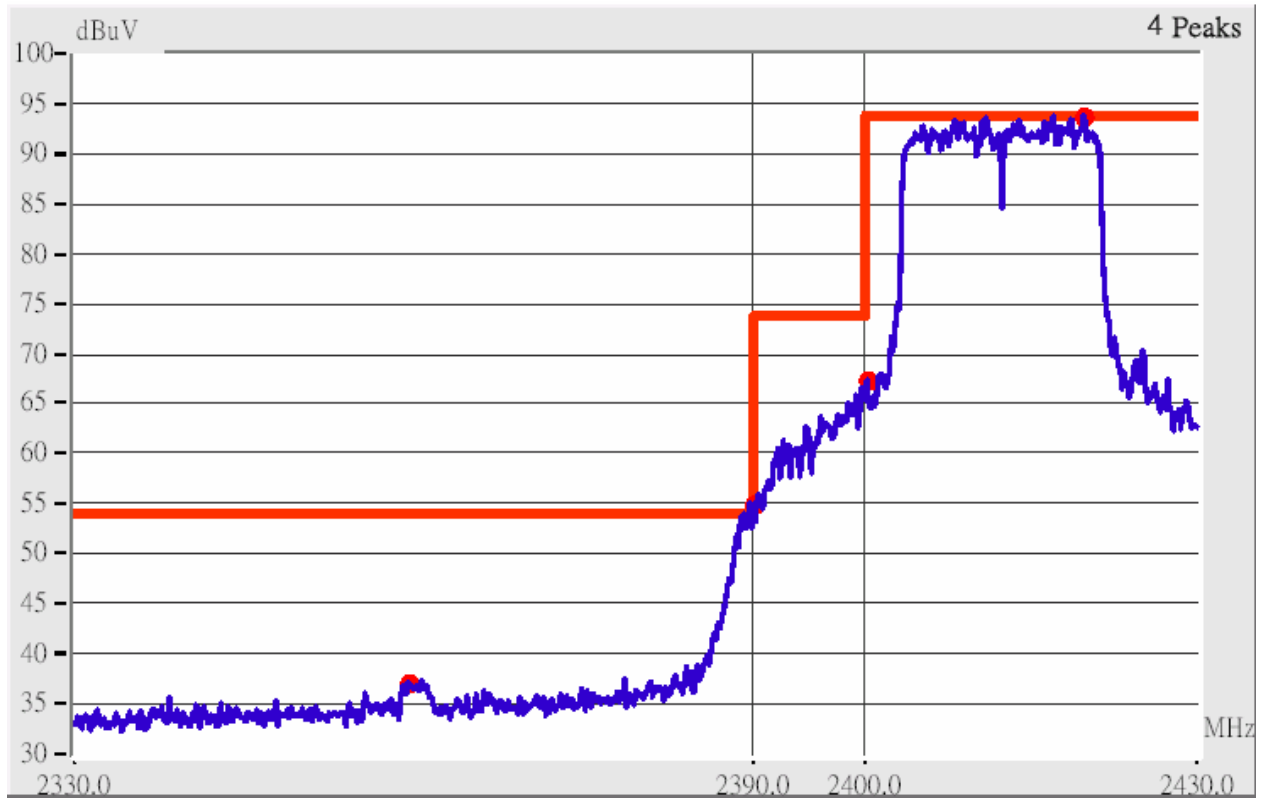


This is the hard copy of our bandedge measurement generated by our bandedge testing program. The plot shown above is the bandedge of channel 11.

- 39. The lobe right by the fundamental side is already 20dB below the highest emission level.
- 40. The emissions recorded in the restricted band is do comply with the Part 15.209(a) – as below

Radiated Emission					Corrected Amplitude		Class B ( 3m )		
Frequency (MHz)	Ant. P.	Ant. H. (m)	Table ( ° )	Factors (dB)	(dBµV/m)		Limit (dBµV/m)		Margin (dB)
					Peak	Average	Peak	Ave.	
2483.55	Hor	1.00	101	9.44	68.11	51.77	73.96	53.96	-2.19
2486.97	Hor	1.00	101	9.45	62.62	45.28	73.96	53.96	-8.68
2500.04	Hor	1.00	247	9.49	51.99	39.82	73.96	53.96	-14.14
2502.66	Hor	1.00	101	9.50	53.00	39.33	73.96	53.96	-14.63
2483.54	Ver	1.00	227	9.44	67.94	50.11	73.96	53.96	-3.85
2487.59	Ver	1.00	230	9.46	62.46	43.29	73.96	53.96	-10.67
2500.01	Ver	1.00	127	9.49	50.49	---	73.96	53.96	-3.47
2502.27	Ver	1.00	230	9.49	53.83	38.32	73.96	53.96	-15.64

Channel 01 of IEEE 802.11n 20M



This is the hard copy of our bandedge measurement generated by our bandedge testing program. The plot shown above is the bandedge of channel 1.

41. The lobe left by the fundamental side is already 20dB below the highest emission level.

42. The emissions recorded in the restricted band do comply with the Part 15.209(a) – as below.

Radiated Emission					Corrected Amplitude		Class B ( 3m )		
Frequency (MHz)	Ant. P.	Ant. H. (m)	Table ( )	Factors (dB)	(dBµV/m)		Limit (dBµV/m)		Margin (dB)
					Peak	Average	Peak	Ave.	
2389.15	Hor	1.00	282	9.18	67.34	50.18	73.96	53.96	-3.78
2390.13	Hor	1.00	289	9.18	70.35	52.35	73.96	53.96	-1.61
2388.55	Ver	1.00	97	9.18	61.84	47.35	73.96	53.96	-6.61
2390.12	Ver	1.00	89	9.18	69.68	51.18	73.96	53.96	-2.78

**Channel 11 of IEEE 802.11n 20M**



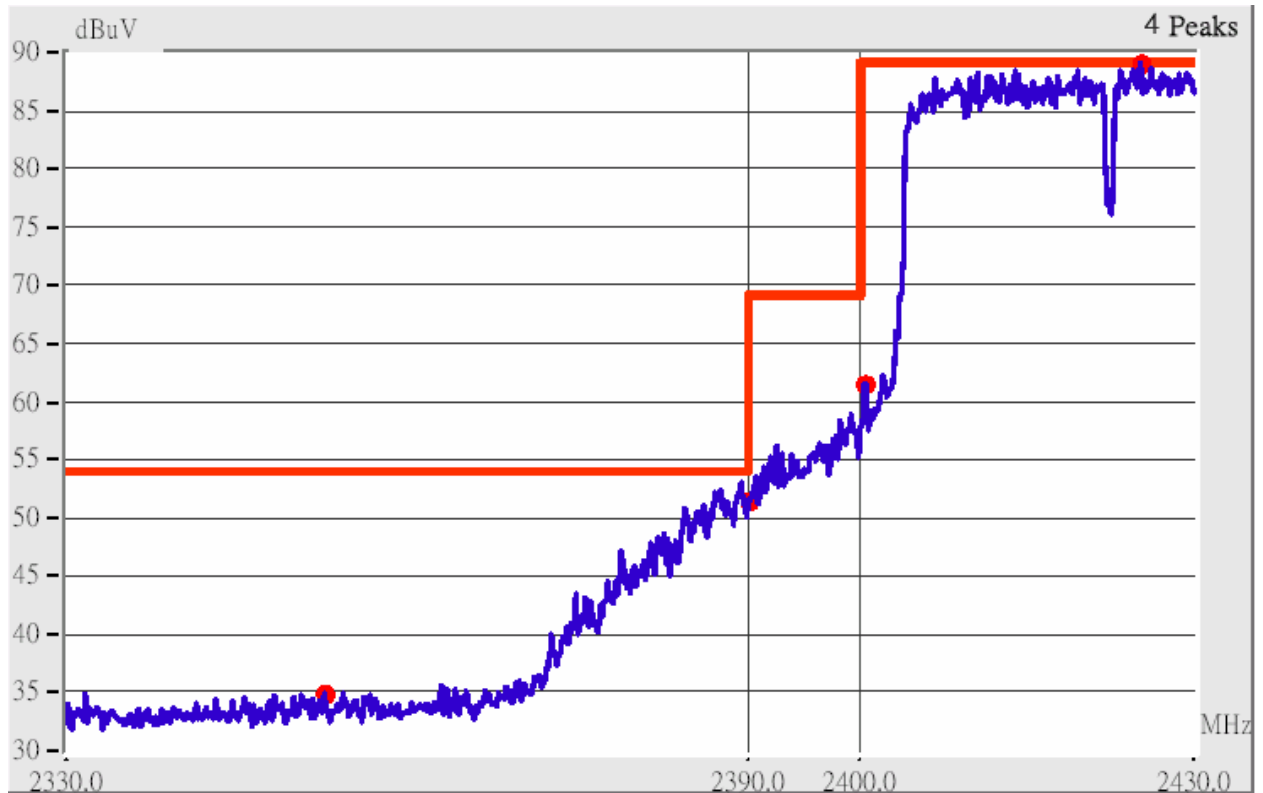
This is the hard copy of our bandedge measurement generated by our bandedge testing program. The plot shown above is the bandedge of channel 11.

43. The lobe right by the fundamental side is already 20dB below the highest emission level.

44. The emissions recorded in the restricted band do comply with the Part 15.209(a) – as below

<i>Radiated Emission</i>					<i>Corrected Amplitude</i>		<i>Class B ( 3m )</i>		
<i>Frequency (MHz)</i>	<i>Ant. P.</i>	<i>Ant. H. (m)</i>	<i>Table ( )</i>	<i>Factors (dB)</i>	<i>(dBµV/m)</i>		<i>Limit (dBµV/m)</i>		<i>Margin (dB)</i>
					<i>Peak</i>	<i>Average</i>	<i>Peak</i>	<i>Ave.</i>	
2483.25	Hor	1.00	203	9.44	67.61	50.77	73.96	53.96	-3.19
2485.79	Hor	1.00	353	9.45	63.45	46.62	73.96	53.96	-7.34
2492.40	Hor	1.00	359	9.47	57.30	41.30	73.96	53.96	-12.66
2500.01	Hor	1.00	355	9.49	50.99	---	73.96	53.96	-2.97
2484.22	Ver	1.00	244	9.45	70.78	48.12	73.96	53.96	-3.18
2486.02	Ver	1.00	244	9.45	62.12	45.12	73.96	53.96	-8.84
2500.01	Ver	1.00	248	9.49	50.32	---	73.96	53.96	-3.64
2514.30	Ver	1.00	149	9.52	51.18	---	73.96	53.96	-2.78

Channel CH03 of IEEE 802.11n 40M



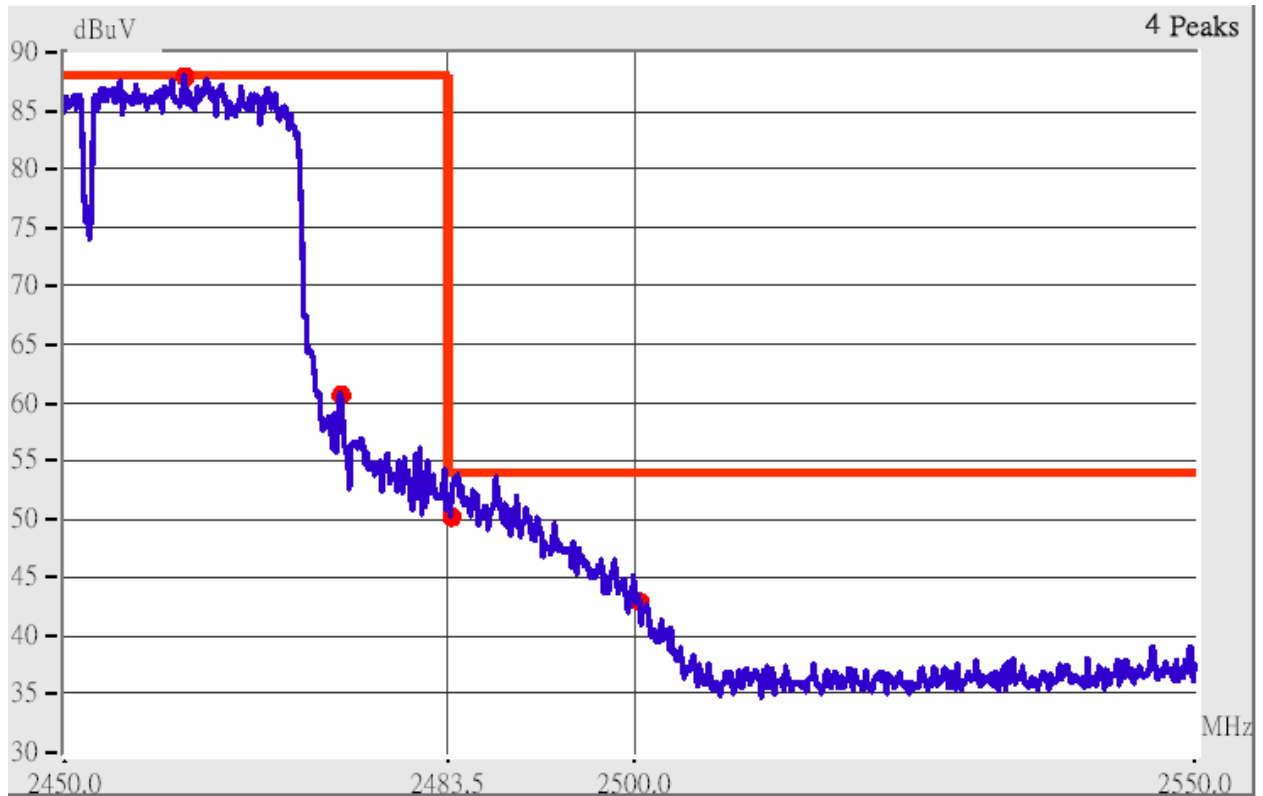
This is the hard copy of our bandedge measurement generated by our bandedge testing program. The plot shown above is the bandedge of channel 3.

45. The lobe left by the fundamental side is already 20dB below the highest emission level.

46. The emissions recorded in the restricted band do comply with the Part 15.209(a) – as below.

Radiated Emission					Corrected Amplitude		Class B ( 3m )		
Frequency (MHz)	Ant. P.	Ant. H. (m)	Table ( )	Factors (dB)	(dBµV/m)		Limit (dBµV/m)		Margin (dB)
					Peak	Average	Peak	Ave.	
2385.30	Hor	1.00	275	9.17	63.17	49.17	73.96	53.96	-4.79
2390.05	Hor	1.00	309	9.18	64.68	52.35	73.96	53.96	-1.61
2386.68	Ver	1.00	57	9.17	64.01	49.17	73.96	53.96	-4.79
2389.44	Ver	1.00	57	9.18	64.18	51.01	73.96	53.96	-2.95

Channel 09 of IEEE 802.11n 40M



This is the hard copy of our bandedge measurement generated by our bandedge testing program. The plot shown above is the bandedge of channel 09.

47. The lobe right by the fundamental side is already 20dB below the highest emission level.

48. The emissions recorded in the restricted band do comply with the Part 15.209(a) – as below

Frequency (MHz)	Radiated Emission				Corrected Amplitude		Class B (3m)		
	Ant. P.	Ant. H. (m)	Table ( )	Factors (dB)	(dBµV/m)		Limit (dBµV/m)	Margin (dB)	
					Peak	Average			Peak
2483.84	Hor	1.00	67	9.44	62.11	51.77	73.96	53.96	-2.19
2487.57	Hor	1.00	75	9.46	64.29	50.63	73.96	53.96	-3.33
2499.44	Hor	1.00	341	9.49	55.66	42.49	73.96	53.96	-11.47
2509.17	Hor	1.00	254	9.51	49.51	---	73.96	53.96	-4.45
2484.21	Ver	1.00	164	9.45	63.44	50.62	73.96	53.96	-3.34
2487.88	Ver	1.00	169	9.46	64.46	49.46	73.96	53.96	-4.50
2499.48	Ver	1.00	164	9.49	56.66	41.82	73.96	53.96	-12.14
2512.43	Ver	1.00	55	9.51	48.68	---	73.96	53.96	-5.28

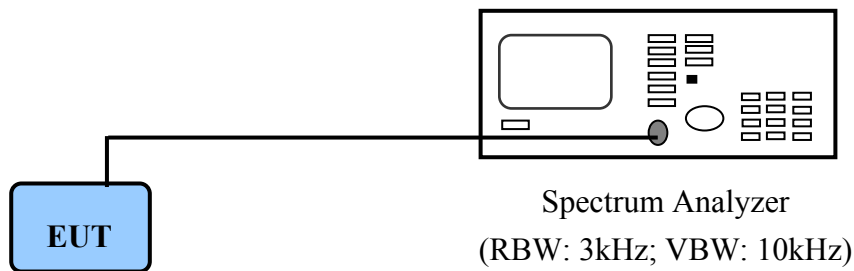


## VIII. Section 15.247(d): Power Spectral Density

### 8.1 Test Condition & Setup

The tests below are running with the EUT transmitter set at high power in TDD mode. The EUT is needed to force selection of output power level and channel number. While testing, the EUT was set to transmit continuously and to be tested by the contact manner with the spectrum analyzer.

### 8.2 Test Instruments Configuration



*PC to control the EUT at maximal power output and channel number and set antenna kit*

### 8.3 List of Test Instruments

Instrument Name	Model No.	Brand	Serial No.	Next time
Spectrum Analyzer	MS2665C	ANRITSU	6200175476	12/19/08

### 8.4 Test Result of Power spectral density

The following table shows a summary of the test results of the Power Spectral Density.

#### *IEEE 802.11b*

<i>Channel</i>	<i>Ppr (dBm)</i>	<i>Cable Loss (dB)</i>	<i>Ppq (dBm)</i>	<i>Limit (dB)</i>	<i>Margin (dB)</i>
CH 01	-12.75	2.00	-10.75	8.00	-18.75
CH 06	-13.03	2.00	-11.03	8.00	-19.03
CH 11	-14.09	2.00	-12.09	8.00	-20.09

**IEEE 802.11g**

<i>Channel</i>	<i>Ppr (dBm)</i>	<i>Cable Loss (dB)</i>	<i>Ppq (dBm)</i>	<i>Limit (dB)</i>	<i>Margin (dB)</i>
CH 01	-14.37	2.00	-12.37	8.00	-20.37
CH 06	-14.09	2.00	-12.09	8.00	-20.09
CH 11	-14.75	2.00	-12.75	8.00	-20.75

**IEEE 802.11n 20M**

<i>Channel</i>	<i>Ppr (dBm)</i>	<i>Cable Loss (dB)</i>	<i>Ppq (dBm)</i>	<i>Limit (dB)</i>	<i>Margin (dB)</i>
CH 01/2412	-14.54	2.00	-12.54	8.00	-20.54
CH 06/2437	-13.99	2.00	-11.99	8.00	-19.99
CH 11/2462	-14.36	2.00	-12.36	8.00	-20.36

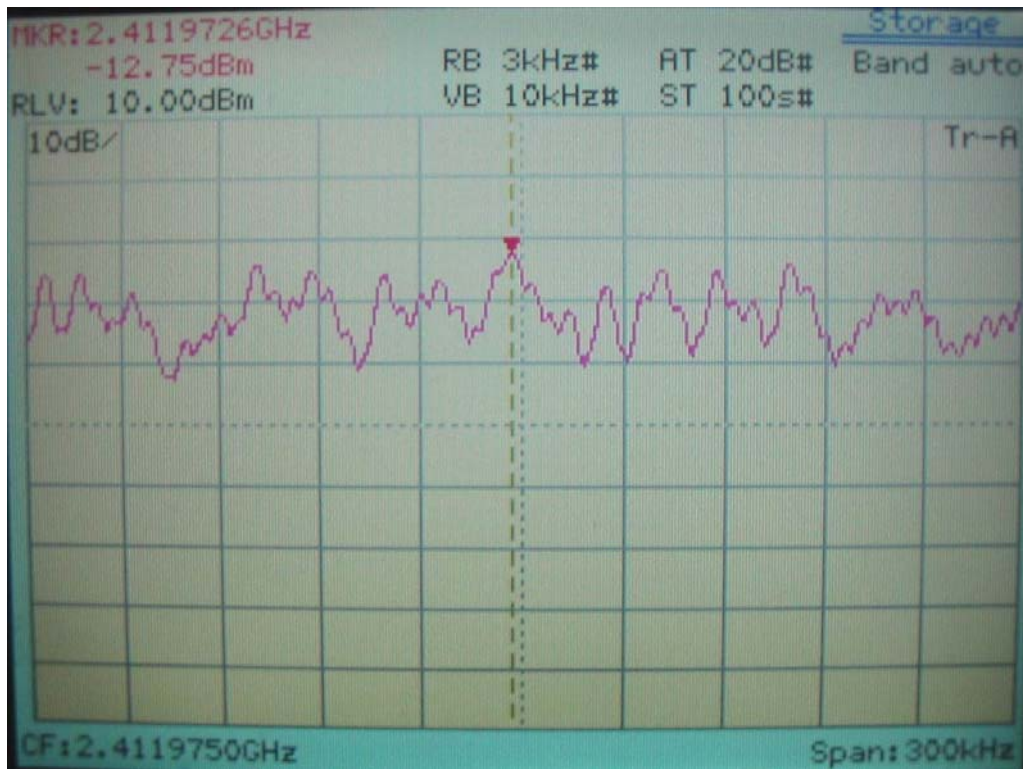
**IEEE 802.11n 40M**

<i>Channel</i>	<i>Ppr (dBm)</i>	<i>Cable Loss (dB)</i>	<i>Ppq (dBm)</i>	<i>Limit (dB)</i>	<i>Margin (dB)</i>
CH 03/2412	-20.53	2.00	-18.53	8.00	-26.53
CH 06/2437	-20.50	2.00	-18.50	8.00	-26.50
CH 09/2452	-21.32	2.00	-19.32	8.00	-27.32

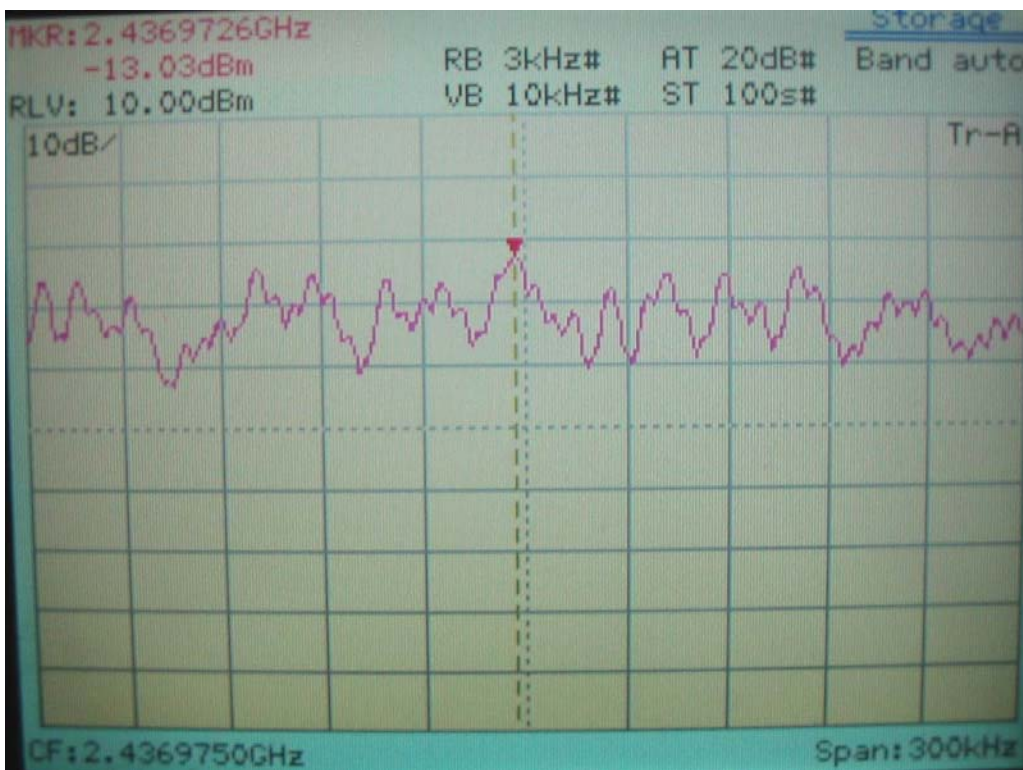
Note:

1. The following pages show the results of spectrum reading.
2. Ppr: spectrum read power density (using peak search mode),  
Ppq: actual peak power density in the spread spectrum band.
3.  $Ppq = Ppr + |Cable Loss|$

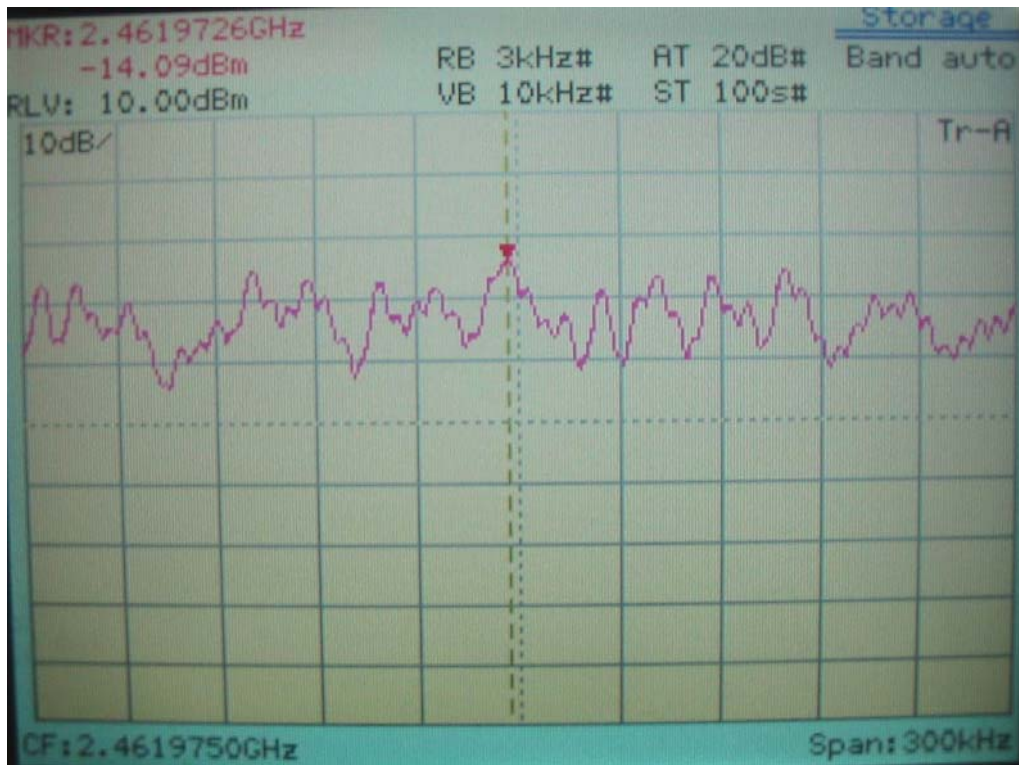
**Power Spectral Density for IEEE 802.11b Channel 01, 2412MHz**



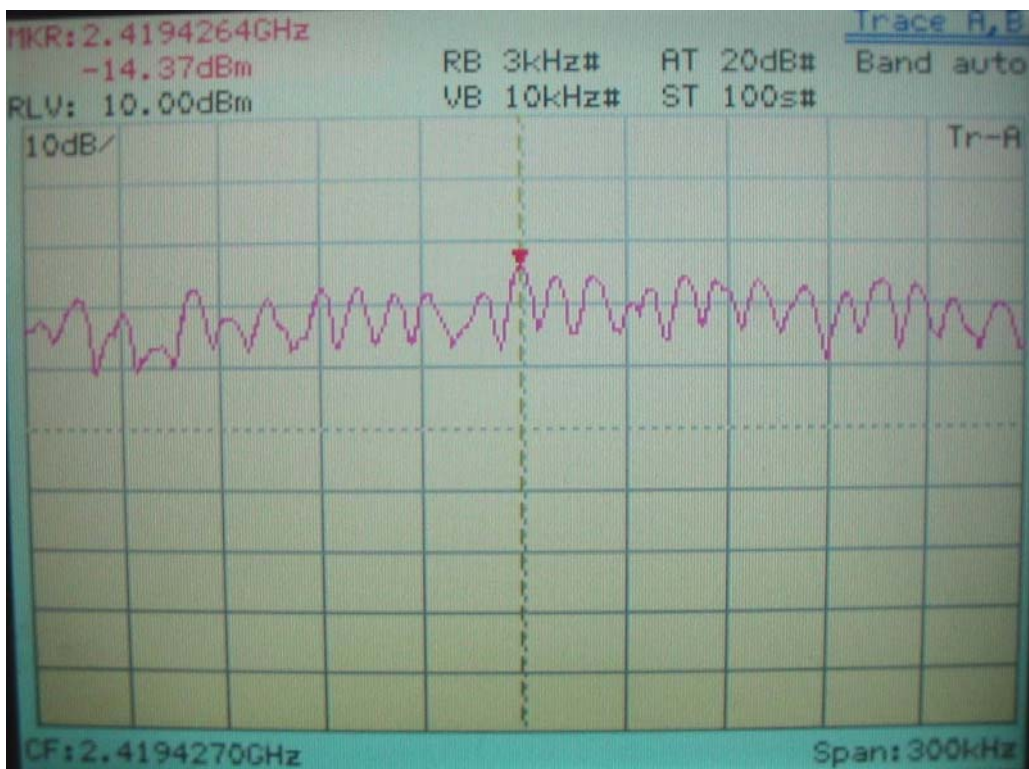
**Power Spectral Density for IEEE 802.11b Channel 06, 2437MHz**



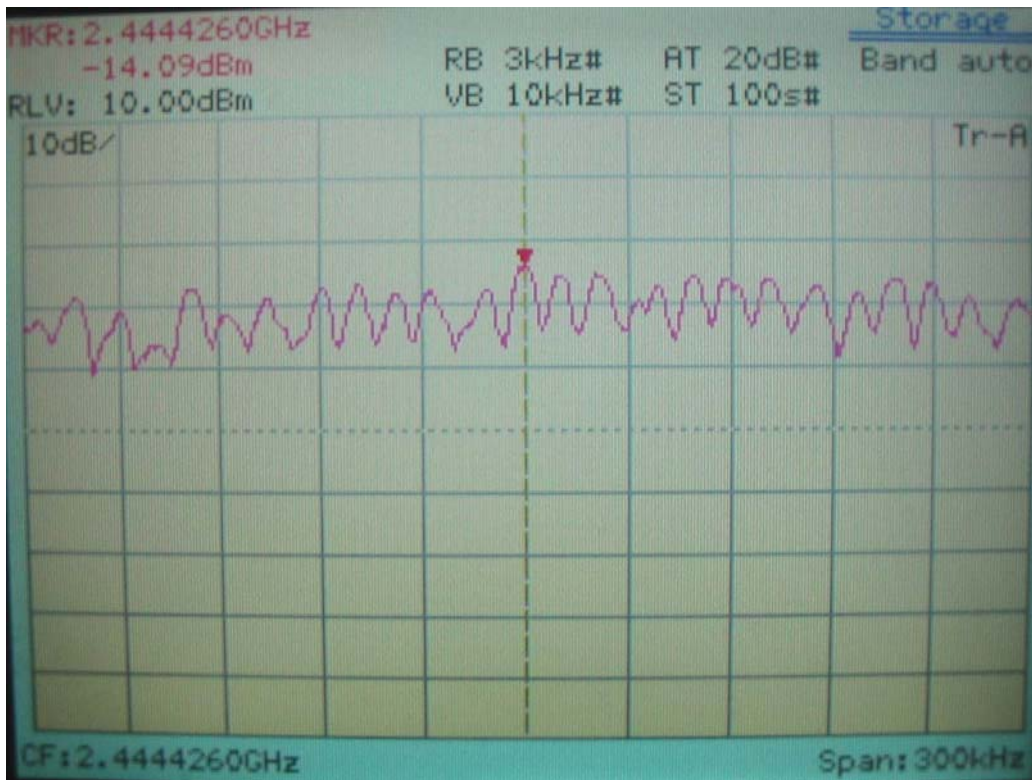
**Power Spectral Density for IEEE 802.11b Channel 11, 2462MHz**



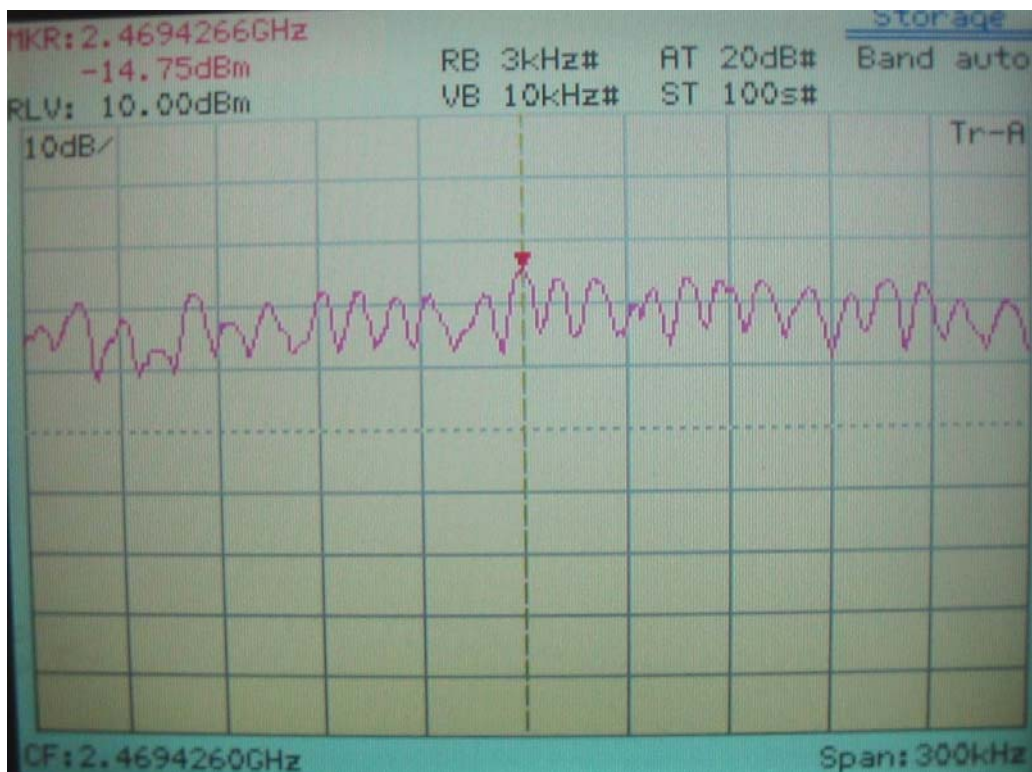
**Power Spectral Density for IEEE 802.11g Channel 01, 2412MHz**



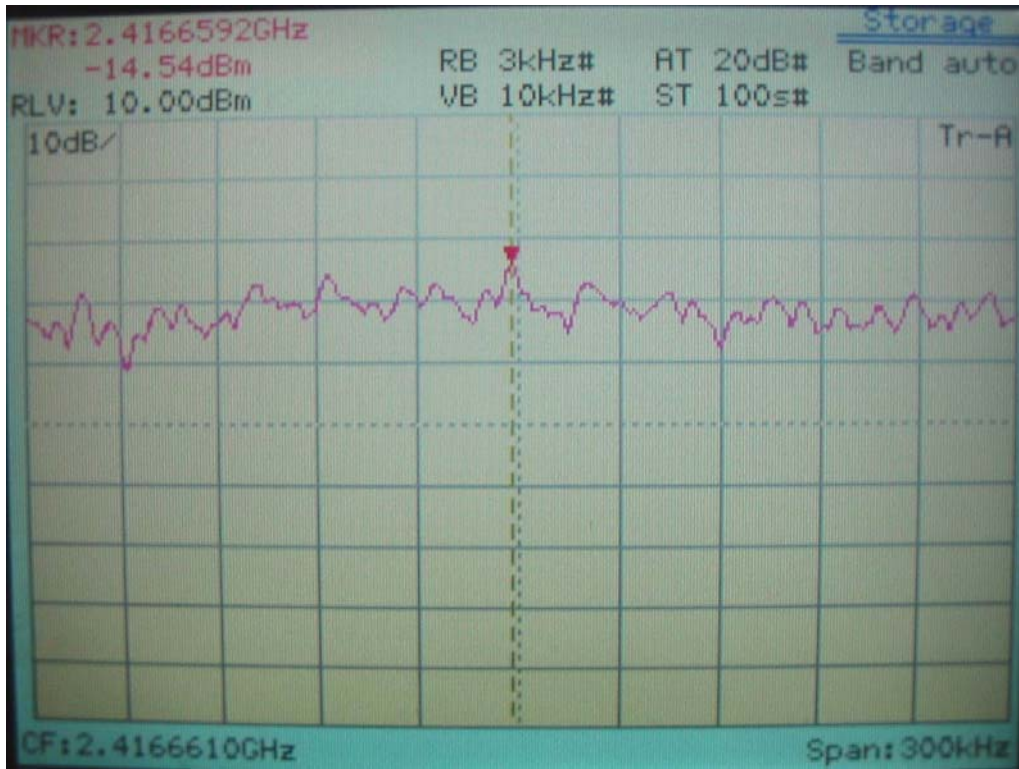
**Power Spectral Density for IEEE 802.11g Channel 06, 2437MHz**



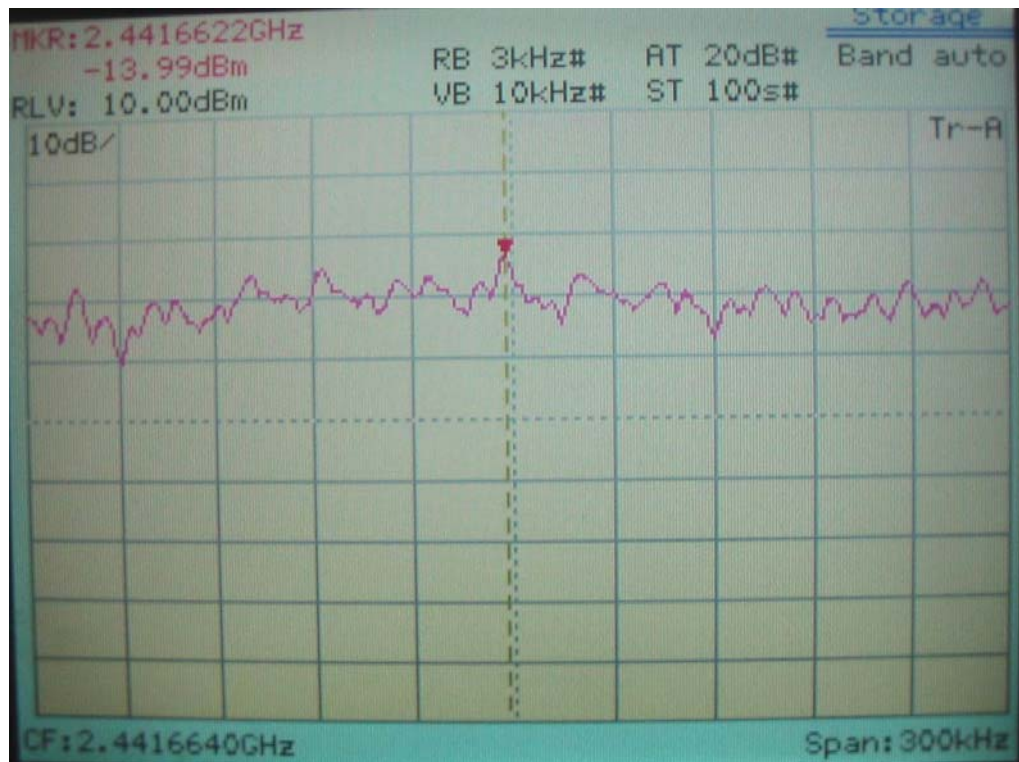
**Power Spectral Density for IEEE 802.11g Channel 11, 2462MHz**



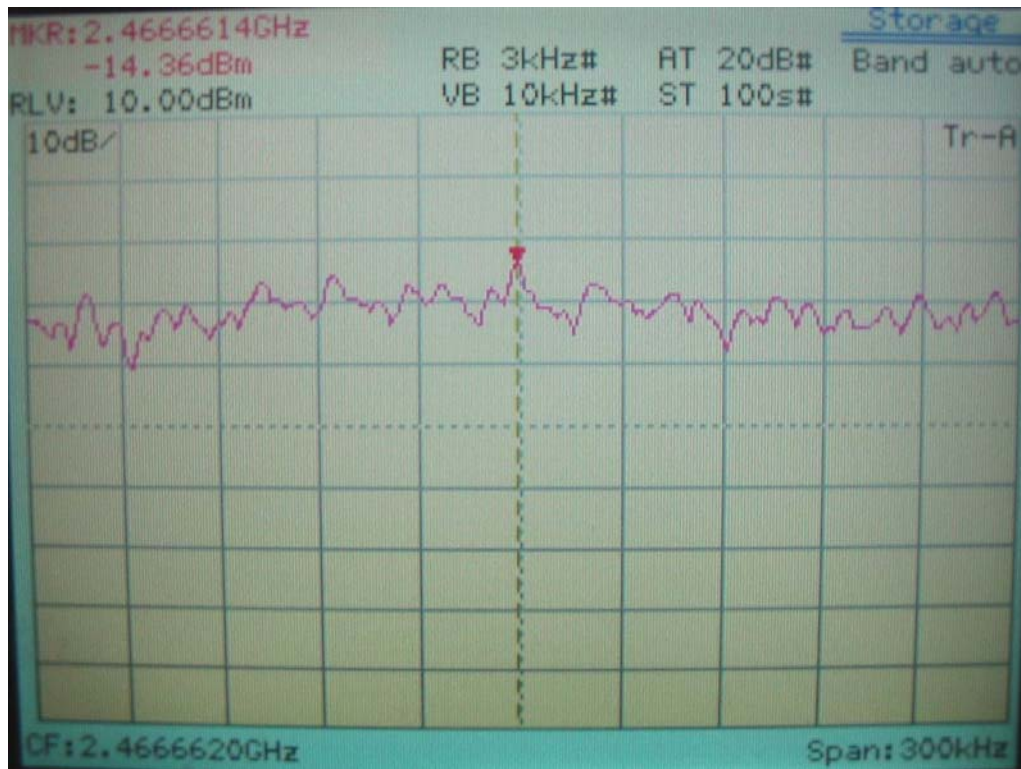
**Power Spectral Density for IEEE 802.11n 20M Channel 01, 2412MHz**



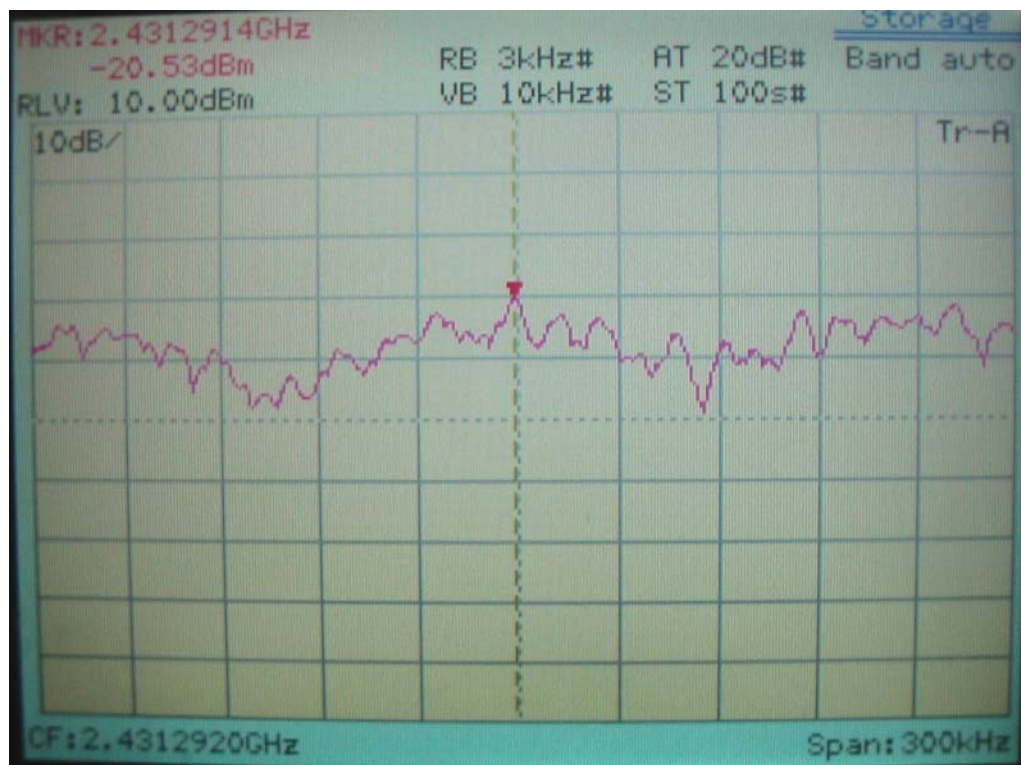
**Power Spectral Density for IEEE 802.11n 20M Channel 06, 2437MHz**



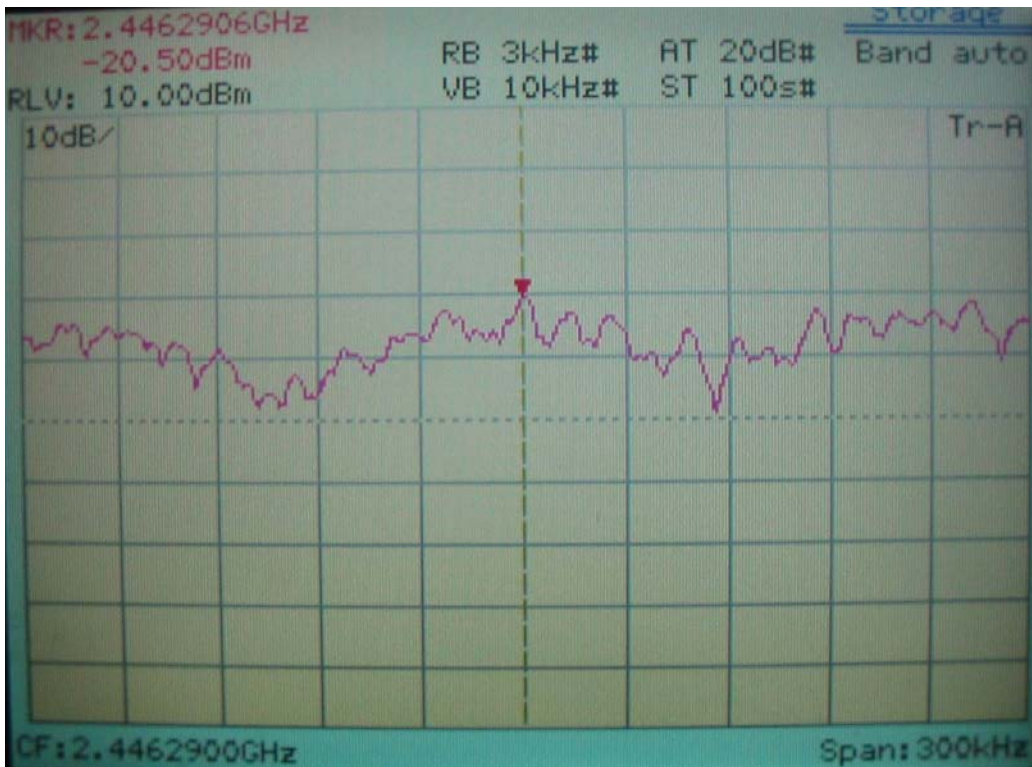
**Power Spectral Density for IEEE 802.11n 20M Channel 11, 2462MHz**



**Power Spectral Density for IEEE 802.11n 40M Channel 03, 2422MHz**



**Power Spectral Density for IEEE 802.11n 40M Channel 06, 2437MHz**



**Power Spectral Density for IEEE 802.11n 40M Channel 09, 2452MHz**

