

# Annex D



This test report annex is electronically signed and valid without handwritten signature. For verification of the electronic signatures, the public keys can be requested at the testing laboratory.

**Test report annex authorized:**

Mihail Dorongovskij  
Lab Manager  
Radio Communications & EMC

## EUT Test setup photos

Photo 1: EUT at the anechoic chamber



Photo 2: EUT at the anechoic chamber



Photo 3: EUT at the anechoic chamber



Photo 4: EUT at the anechoic chamber




Photo 5: EUT at the anechoic chamber



Photo 6: EUT at the anechoic chamber



Photo 7: EUT at the anechoic chamber, loop antenna test setup



Photo 8: EUT at the anechoic chamber, loop antenna test setup




Photo 9: EUT at the anechoic chamber, loop antenna test setup




Photo 10: EUT at the anechoic chamber, loop antenna test setup



Photo 11: EUT at the anechoic semi-chamber



## Document history

Version	Applied changes	Date of release
	Initial release	2017-12-05