

## 20140825\_System Check\_Dipole2450 sn728

Frequency: 2450 MHz; Duty Cycle: 1:1; Room Ambient Temperature: 24.0°C; Liquid Temperature: 23.0°C  
 Medium parameters used (interpolated):  $f = 2450$  MHz;  $\sigma = 2.04$  mho/m;  $\epsilon_r = 52.1$ ;  $\rho = 1000$  kg/m<sup>3</sup> ;

DASY4 Configuration:

- Area Scan setting - Find Secondary Maximum Within: 2.0 dB and with a peak SAR value greater than 0.0012W/kg
- Electronics: DAE4 Sn558; Calibrated: 7/22/2014
- Probe: EX3DV4 - SN3554; ConvF(6.24, 6.24, 6.24); Calibrated: 9/26/2013
- Sensor-Surface: 2mm (Mechanical Surface Detection)
- Phantom: Flat Phantom ELI4.0; Type: QDOVA001BA; Serial: SN: 1052

**Body/Pin=100mW, d=10mm/Area Scan (8x9x1):** Measurement grid: dx=15mm, dy=15mm

[Info: Interpolated medium parameters used for SAR evaluation.](#)

Maximum value of SAR (measured) = 5.87 mW/g

**Body/Pin=100mW, d=10mm/Zoom Scan (7x7x7)/Cube 0:** Measurement grid: dx=5mm, dy=5mm, dz=5mm

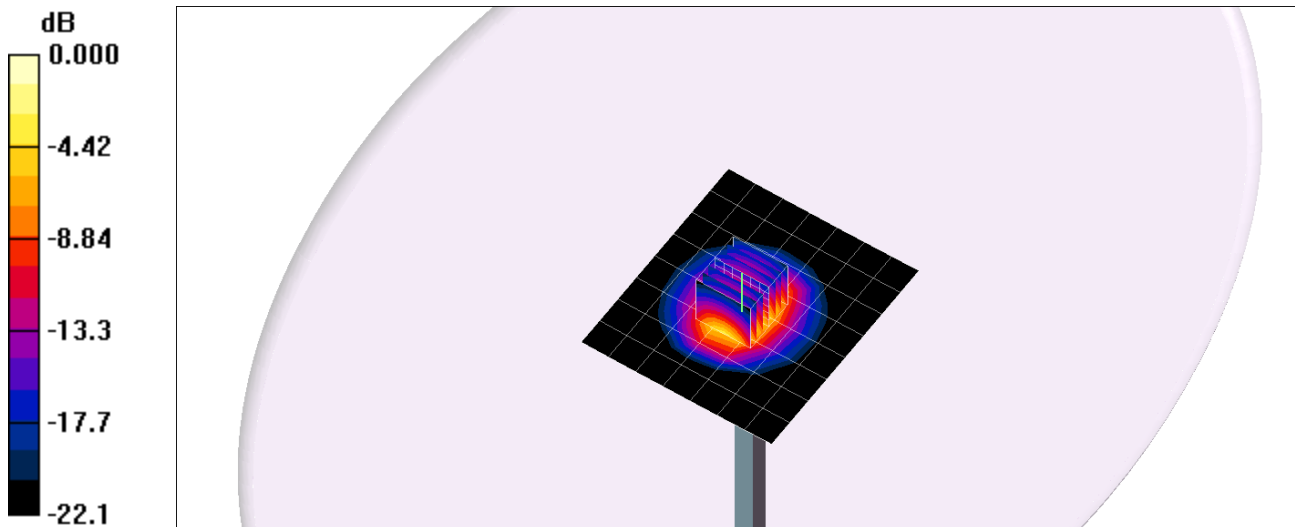
Reference Value = 63.7 V/m; Power Drift = -0.007 dB

Peak SAR (extrapolated) = 10.4 W/kg

**SAR(1 g) = 5 mW/g; SAR(10 g) = 2.32 mW/g**

[Info: Interpolated medium parameters used for SAR evaluation.](#)

Maximum value of SAR (measured) = 7.57 mW/g



0 dB = 7.57mW/g

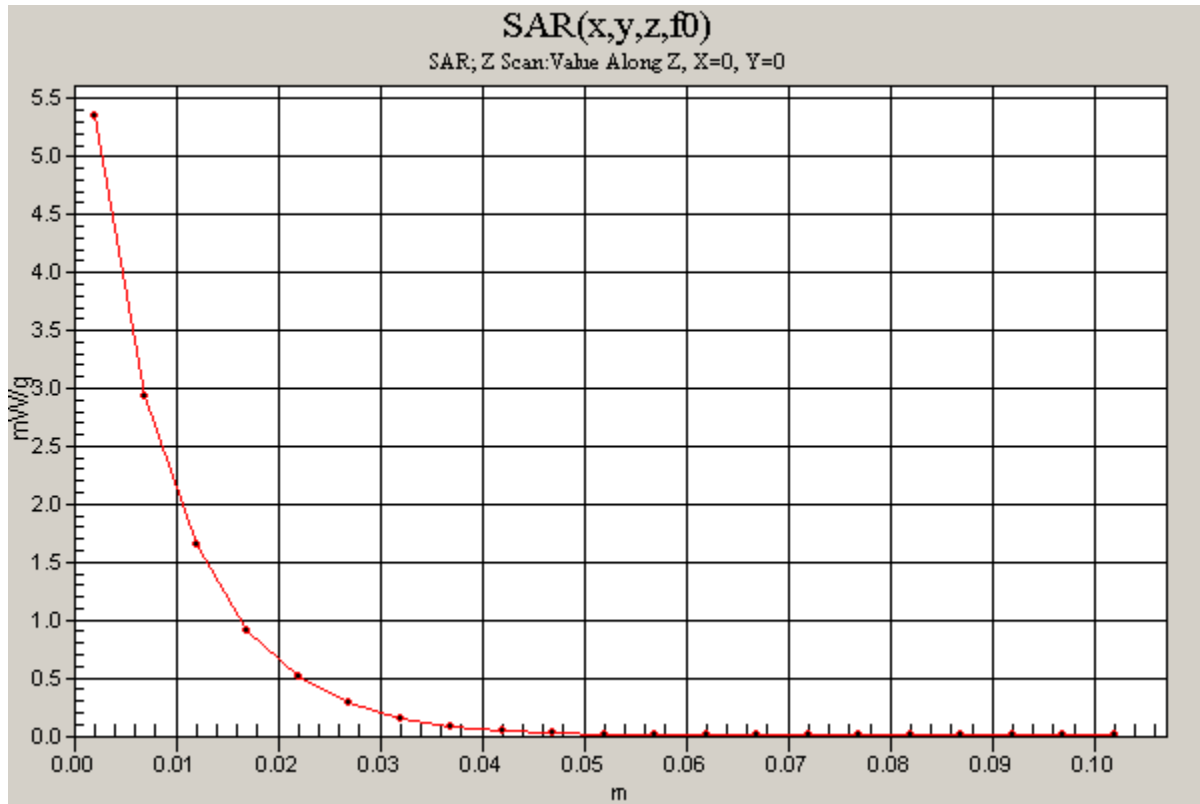
### 20140825\_System Check\_Dipole2450 sn728

Frequency: 2450 MHz; Duty Cycle: 1:1

**Body/Pin=100mW, d=10mm/Z Scan (1x1x21):** Measurement grid: dx=20mm, dy=20mm, dz=5mm

Info: [Interpolated medium parameters used for SAR evaluation.](#)

Maximum value of SAR (measured) = 5.35 mW/g



## 20140825\_System check\_Diple5GHzv2 SN1004

Frequency: 5200 MHz; Duty Cycle: 1:1; Room Ambient Temperature: 25.0°C; Liquid Temperature: 24.0°C

Medium parameters used (interpolated):  $f = 5200$  MHz;  $\sigma = 5.14$  mho/m;  $\epsilon_r = 48.6$ ;  $\rho = 1000$  kg/m<sup>3</sup> ;

DASY4 Configuration:

- Area Scan setting - Find Secondary Maximum Within: 2.0 dB and with a peak SAR value greater than 0.0012W/kg
- Electronics: DAE4 Sn558; Calibrated: 7/22/2014
- Probe: EX3DV4 - SN3554; ConvF(4.02, 4.02, 4.02); Calibrated: 9/26/2013
- Sensor-Surface: 2.5mm (Mechanical Surface Detection)
- Phantom: Flat Phantom ELI4.0; Type: QDOVA001BA; Serial: SN: 1052

**Body/5200MHz,Pin=100mW,d= 2/Area Scan (7x7x1):** Measurement grid: dx=10mm, dy=10mm

[Info: Interpolated medium parameters used for SAR evaluation.](#)

Maximum value of SAR (measured) = 13.0 mW/g

**Body/5200MHz,Pin=100mW,d= 2/Zoom Scan (8x8x9)/Cube 0:** Measurement grid: dx=4mm, dy=4mm, dz=2.5mm

Reference Value = 54.4 V/m; Power Drift = -0.056 dB

Peak SAR (extrapolated) = 30.8 W/kg

Peak SAR (extrapolated) = 30.8 W/kg

**SAR(1 g) = 7.46 mW/g; SAR(10 g) = 2.1 mW/g**

[Info: Interpolated medium parameters used for SAR evaluation.](#)

Maximum value of SAR (measured) = 12.7 mW/g



0 dB = 12.7mW/g

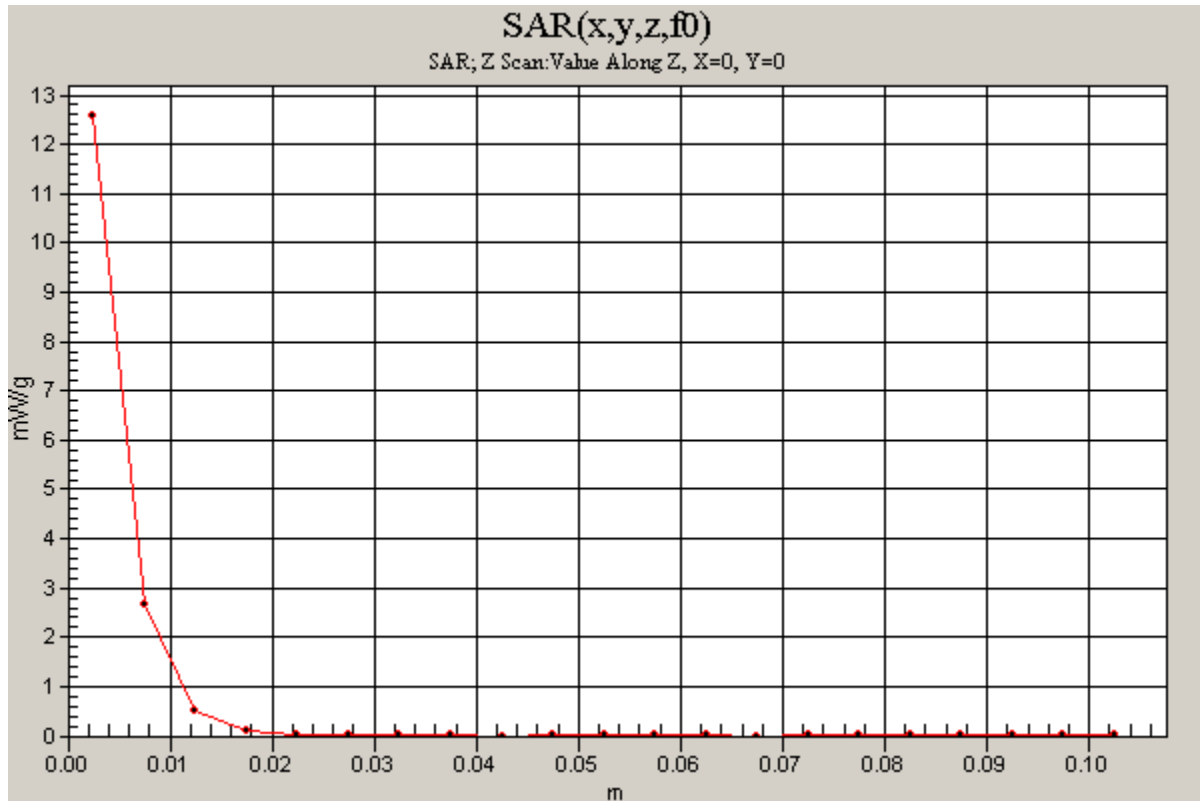
### 20140825\_System check\_Diple5GHzv2 SN1004

Frequency: 5200 MHz; Duty Cycle: 1:1

**Body/5200MHz,Pin=100mW,d= 2/Z Scan (1x1x21):** Measurement grid: dx=20mm, dy=20mm, dz=5mm

Info: [Interpolated medium parameters used for SAR evaluation.](#)

Maximum value of SAR (measured) = 12.6 mW/g



## 20140825\_System check\_Diple5GHzv2 SN1004

Frequency: 5300 MHz; Duty Cycle: 1:1; Room Ambient Temperature: 25.0°C; Liquid Temperature: 24.0°C

Medium parameters used:  $f = 5300.2$  MHz;  $\sigma = 5.27$  mho/m;  $\epsilon_r = 48.5$ ;  $\rho = 1000$  kg/m<sup>3</sup> ;

DASY4 Configuration:

- Area Scan setting - Find Secondary Maximum Within: 2.0 dB and with a peak SAR value greater than 0.0012W/kg
- Electronics: DAE4 Sn558; Calibrated: 7/22/2014
- Probe: EX3DV4 - SN3554; ConvF(3.82, 3.82, 3.82); Calibrated: 9/26/2013
- Sensor-Surface: 2.5mm (Mechanical Surface Detection)
- Phantom: Flat Phantom ELI4.0; Type: QDOVA001BA; Serial: SN: 1052

**Body/5300MHz,Pin=100mW,d= 2/Area Scan (7x7x1):** Measurement grid: dx=10mm, dy=10mm

Maximum value of SAR (measured) = 13.4 mW/g

**Body/5300MHz,Pin=100mW,d= 2/Zoom Scan (8x8x9)/Cube 0:** Measurement grid: dx=4mm,


dy=4mm, dz=2.5mm

Reference Value = 53.0 V/m; Power Drift = -0.007 dB

Peak SAR (extrapolated) = 31.6 W/kg

**SAR(1 g) = 7.59 mW/g; SAR(10 g) = 2.13 mW/g**

Maximum value of SAR (measured) = 12.6 mW/g

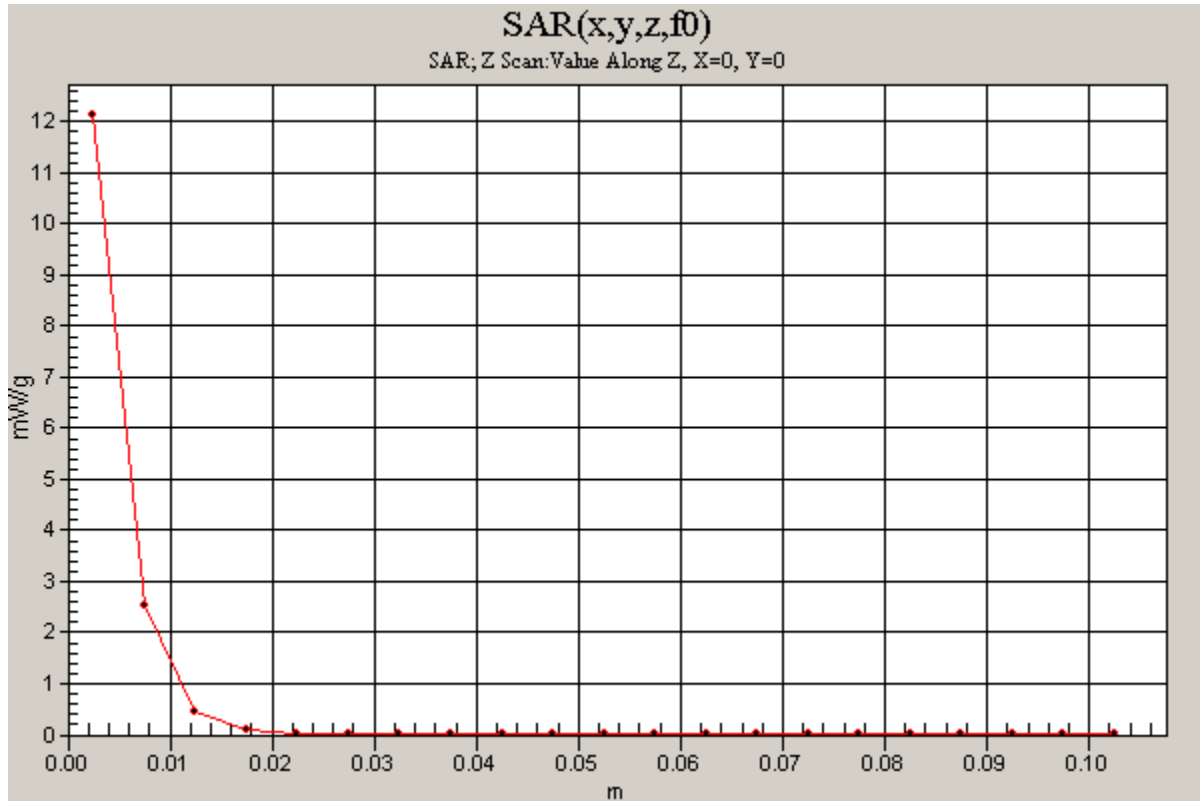


0 dB = 12.6mW/g

### 20140825\_System check\_Diple5GHzv2 SN1004

Frequency: 5300 MHz; Duty Cycle: 1:1

**Body/5300MHz,Pin=100mW,d= 2/Z Scan (1x1x21):** Measurement grid: dx=20mm, dy=20mm, dz=5mm  
Maximum value of SAR (measured) = 12.1 mW/g



## 20140825\_System check\_Diple5GHzv2 SN1004

Frequency: 5600 MHz; Duty Cycle: 1:1; Room Ambient Temperature: 25.0°C; Liquid Temperature: 24.0°C

Medium parameters used:  $f = 5600.5$  MHz;  $\sigma = 5.67$  mho/m;  $\epsilon_r = 48$ ;  $\rho = 1000$  kg/m<sup>3</sup> ;

DASY4 Configuration:

- Area Scan setting - Find Secondary Maximum Within: 2.0 dB and with a peak SAR value greater than 0.0012W/kg
- Electronics: DAE4 Sn558; Calibrated: 7/22/2014
- Probe: EX3DV4 - SN3554; ConvF(3.27, 3.27, 3.27); Calibrated: 9/26/2013
- Sensor-Surface: 2.5mm (Mechanical Surface Detection (Locations From Previous Scan Used))Sensor-Surface: 2.5mm (Mechanical Surface Detection)
- Phantom: Flat Phantom ELI4.0; Type: QDOVA001BA; Serial: SN: 1052

**Body/5600MHz,Pin=100mW,d= 2/Area Scan (7x7x1):** Measurement grid: dx=10mm, dy=10mm

Maximum value of SAR (measured) = 11.9 mW/g


**Body/5600MHz,Pin=100mW,d= 2/Zoom Scan (8x8x9)/Cube 0:** Measurement grid: dx=4mm, dy=4mm, dz=2.5mm

Reference Value = 50.4 V/m; Power Drift = 0.047 dB

Peak SAR (extrapolated) = 33.3 W/kg

**SAR(1 g) = 8.05 mW/g; SAR(10 g) = 2.26 mW/g**

Maximum value of SAR (measured) = 13.5 mW/g

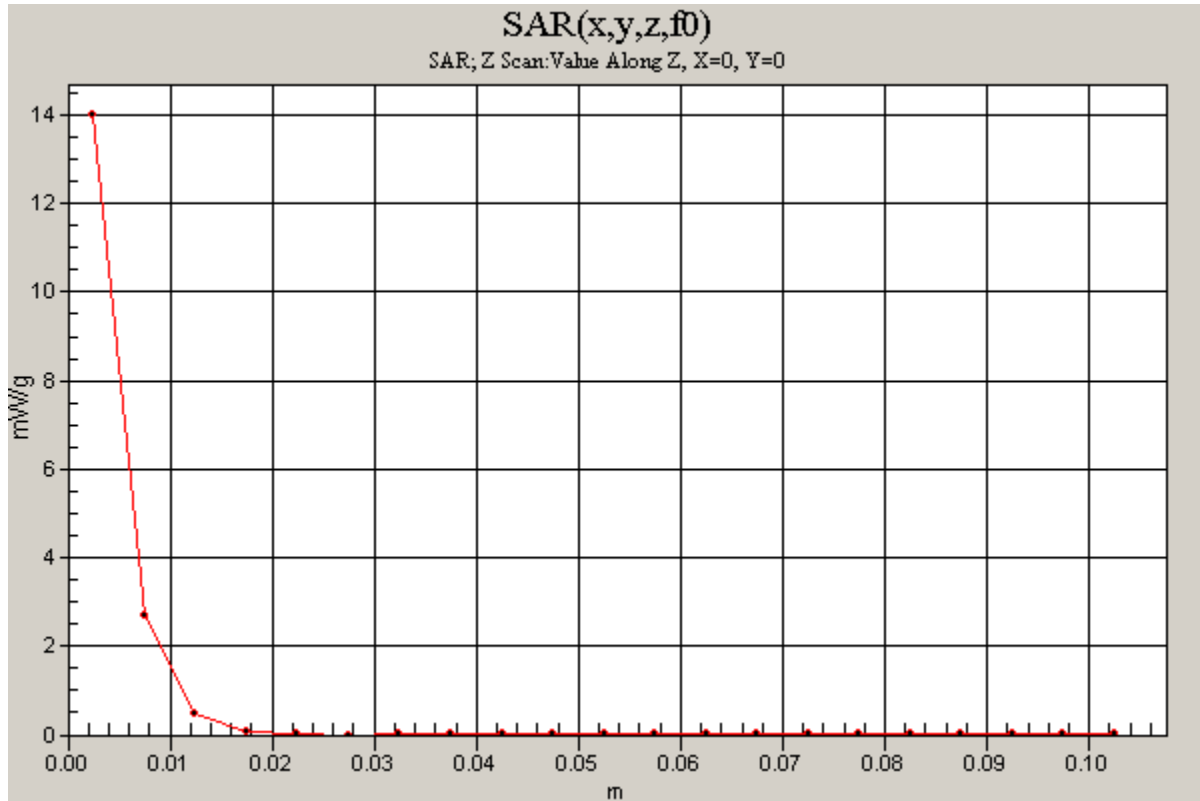


0 dB = 13.5mW/g

### 20140825\_System check\_Diple5GHzv2 SN1004

Frequency: 5600 MHz; Duty Cycle: 1:1

**Body/5600MHz,Pin=100mW,d= 2/Z Scan (1x1x21):** Measurement grid: dx=20mm, dy=20mm, dz=5mm  
Maximum value of SAR (measured) = 14.0 mW/g





## 20140825\_System check\_Diple5GHzv2 SN1004

Frequency: 5800 MHz; Duty Cycle: 1:1; Room Ambient Temperature: 25.0°C; Liquid Temperature: 24.0°C

Medium parameters used (interpolated):  $f = 5800$  MHz;  $\sigma = 5.91$  mho/m;  $\epsilon_r = 47.7$ ;  $\rho = 1000$  kg/m<sup>3</sup> ;

DASY4 Configuration:

- Area Scan setting - Find Secondary Maximum Within: 2.0 dB and with a peak SAR value greater than 0.0012W/kg
- Electronics: DAE4 Sn558; Calibrated: 7/22/2014
- Probe: EX3DV4 - SN3554; ConvF(3.53, 3.53, 3.53); Calibrated: 9/26/2013
- Sensor-Surface: 2.5mm (Mechanical Surface Detection)
- Phantom: Flat Phantom ELI4.0; Type: QDOVA001BA; Serial: SN: 1052

**Body/5800MHz,Pin=100mW,d= 2/Area Scan (7x7x1):** Measurement grid: dx=10mm, dy=10mm

[Info: Interpolated medium parameters used for SAR evaluation.](#)

Maximum value of SAR (measured) = 12.9 mW/g

**Body/5800MHz,Pin=100mW,d= 2/Zoom Scan (8x8x9)/Cube 0:** Measurement grid: dx=4mm, dy=4mm, dz=2.5mm

Reference Value = 51.2 V/m; Power Drift = 0.013 dB


Peak SAR (extrapolated) = 33.2 W/kg

Peak SAR (extrapolated) = 33.2 W/kg

**SAR(1 g) = 7.7 mW/g; SAR(10 g) = 2.17 mW/g**

[Info: Interpolated medium parameters used for SAR evaluation.](#)

Maximum value of SAR (measured) = 13.2 mW/g



0 dB = 13.2mW/g

### 20140825\_System check\_Diple5GHzv2 SN1004

Frequency: 5800 MHz; Duty Cycle: 1:1

**Body/5800MHz,Pin=100mW,d= 2/Z Scan (1x1x21):** Measurement grid: dx=20mm, dy=20mm, dz=5mm

Info: [Interpolated medium parameters used for SAR evaluation.](#)

Maximum value of SAR (measured) = 13.2 mW/g

