

## **Appendix A. Test Photos**

**1 Photographs of Conducted Emissions Test Configuration**

**Mode 1**

**FRONT VIEW**



**REAR VIEW**



**SIDE VIEW**




**Mode 2**


**FRONT VIEW**



**REAR VIEW**



**SIDE VIEW**




**Mode 3**

**FRONT VIEW**



**REAR VIEW**



**SIDE VIEW**




**Mode 4**

**FRONT VIEW**




**REAR VIEW**






**SIDE VIEW**




## **2 Photographs of Radiated Emissions Test Configuration**

**For radiated emissions 9kHz~30MHz**

**FRONT VIEW**




**REAR VIEW**




**For radiated emissions 30MHz~1GHz  
Mode 1 / Mode 3**

**FRONT VIEW**




**REAR VIEW**



**Mode 2 / Mode 4**

**FRONT VIEW**



**REAR VIEW**

