

#01_WLAN2.4G_802.11b 1Mbps_Bottom Face_0cm_Ch11

DUT: 332221

Communication System: 802.11b; Frequency: 2462 MHz; Duty Cycle: 1:1

Medium: MSL_2450_130409 Medium parameters used: $f = 2462$ MHz; $\sigma = 1.99$ mho/m; $\epsilon_r = 54.118$; $\rho =$

1000 kg/m³

Ambient Temperature : 22.5 °C; Liquid Temperature : 21.5 °C

DASY5 Configuration:

- Probe: EX3DV4 - SN3697; ConvF(6.57, 6.57, 6.57); Calibrated: 2012/9/28;
- Sensor-Surface: 2mm (Mechanical Surface Detection)
- Electronics: DAE4 Sn1279; Calibrated: 2013/1/28
- Phantom: ELI v4.0; Type: QDOVA001BB; Serial: 1173
- Measurement SW: DASY52, Version 52.8 (4); SEMCAD X Version 14.6.8 (7028)

Configuration/Ch11/Area Scan (71x121x1): Measurement grid: dx=12mm, dy=12mm

Maximum value of SAR (interpolated) = 1.73 mW/g

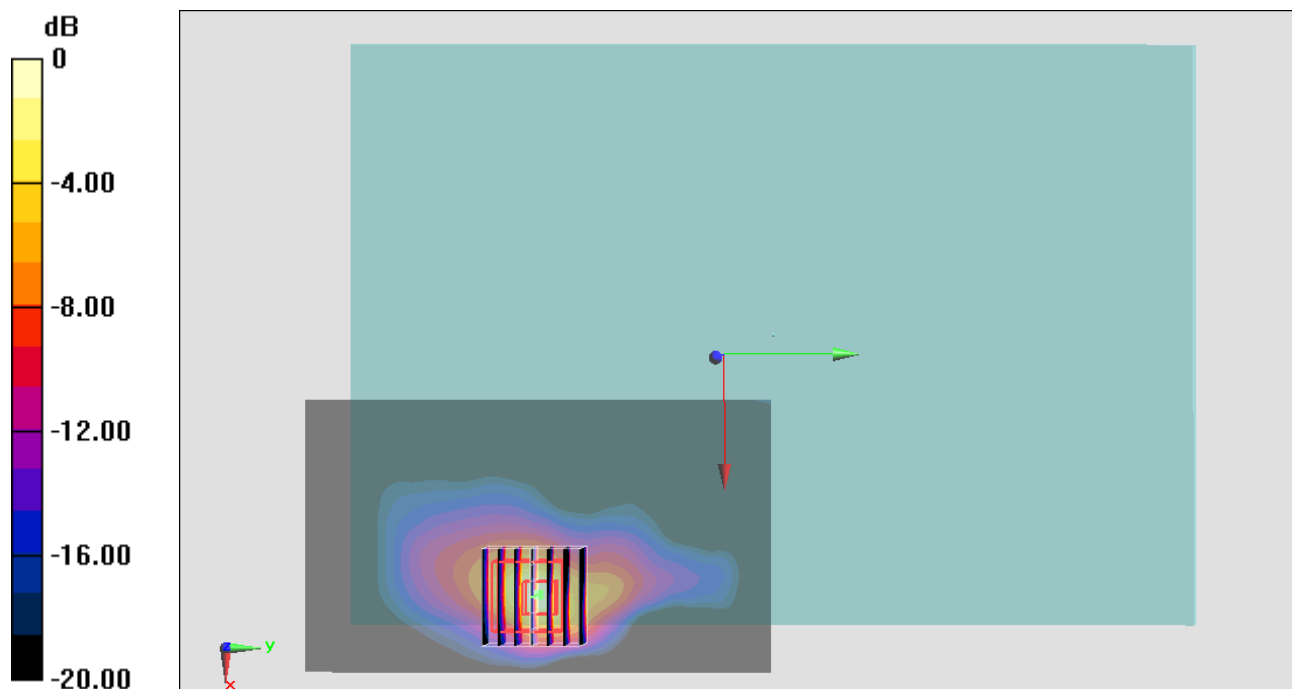
Configuration/Ch11/Zoom Scan (7x7x7)/Cube 0: Measurement grid: dx=5mm, dy=5mm, dz=5mm

Reference Value = 31.056 V/m; Power Drift = -0.12 dB

Peak SAR (extrapolated) = 2.744 mW/g

SAR(1 g) = 0.979 mW/g; SAR(10 g) = 0.341 mW/g

Maximum value of SAR (measured) = 1.75 mW/g



#06_WLAN2.4G_802.11b 1Mbps_Bottom Face_0cm_Ch11;Repeat

DUT: 332221

Communication System: 802.11b; Frequency: 2462 MHz; Duty Cycle: 1:1

Medium: MSL_2450_130409 Medium parameters used: $f = 2462$ MHz; $\sigma = 1.99$ mho/m; $\epsilon_r = 54.118$; $\rho =$

1000 kg/m³

Ambient Temperature : 22.5 °C ; Liquid Temperature : 21.5 °C

DASY5 Configuration:

- Probe: EX3DV4 - SN3697; ConvF(6.57, 6.57, 6.57); Calibrated: 2012/9/28;
- Sensor-Surface: 2mm (Mechanical Surface Detection)
- Electronics: DAE4 Sn1279; Calibrated: 2013/1/28
- Phantom: ELI v4.0; Type: QDOVA001BB; Serial: 1173
- Measurement SW: DASY52, Version 52.8 (4); SEMCAD X Version 14.6.8 (7028)

Configuration/Ch11/Area Scan (61x121x1): Measurement grid: dx=12mm, dy=12mm
 Maximum value of SAR (interpolated) = 1.61 mW/g

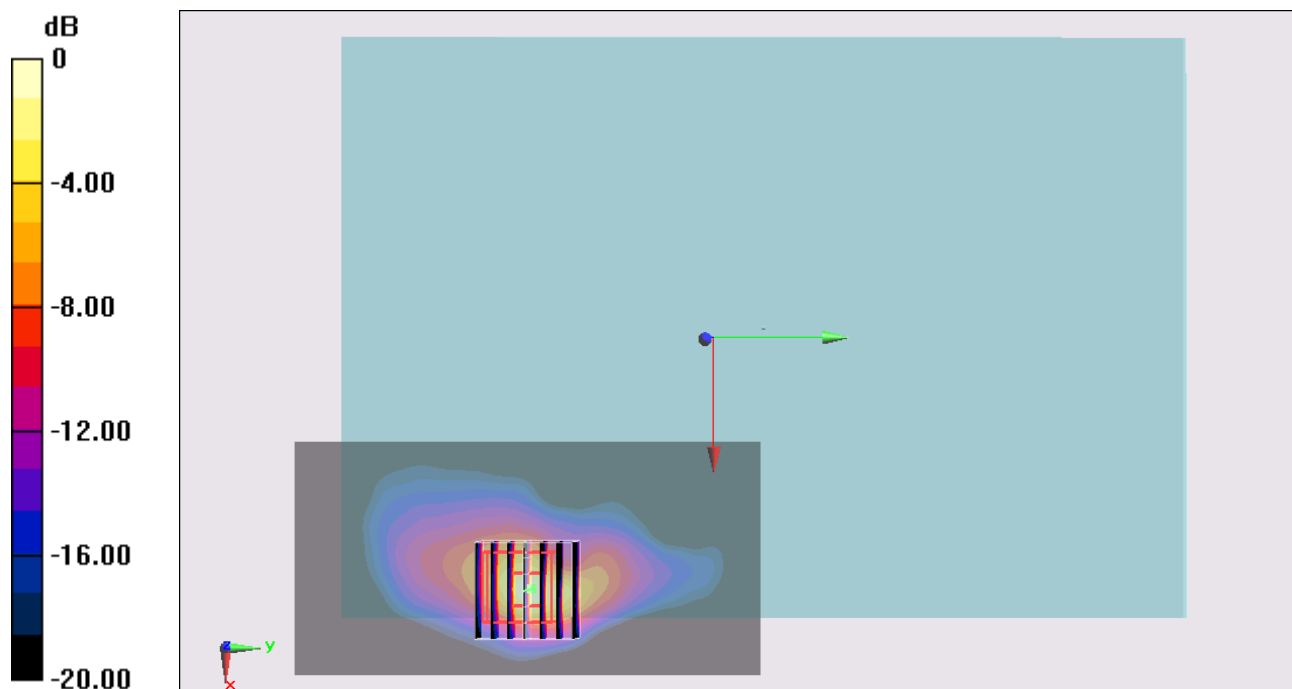
Configuration/Ch11/Zoom Scan (7x7x7)/Cube 0: Measurement grid: dx=5mm, dy=5mm, dz=5mm

Reference Value = 29.863 V/m; Power Drift = 0.08 dB

Peak SAR (extrapolated) = 2.653 mW/g

SAR(1 g) = 0.949 mW/g; SAR(10 g) = 0.329 mW/g

Maximum value of SAR (measured) = 1.77 mW/g



0 dB = 1.77 mW/g = 4.96 dB mW/g

#02_WLAN2.4G_802.11b 1Mbps_Bottom Face_0cm_Ch1

DUT: 332221

Communication System: 802.11b; Frequency: 2412 MHz; Duty Cycle: 1:1

Medium: MSL_2450_130409 Medium parameters used: $f = 2412$ MHz; $\sigma = 1.92$ mho/m; $\epsilon_r = 54.272$; $\rho =$

1000 kg/m³

Ambient Temperature : 22.5 °C ; Liquid Temperature : 21.5 °C

DASY5 Configuration:

- Probe: EX3DV4 - SN3697; ConvF(6.57, 6.57, 6.57); Calibrated: 2012/9/28;
- Sensor-Surface: 2mm (Mechanical Surface Detection)
- Electronics: DAE4 Sn1279; Calibrated: 2013/1/28
- Phantom: ELI v4.0; Type: QDOVA001BB; Serial: 1173
- Measurement SW: DASY52, Version 52.8 (4); SEMCAD X Version 14.6.8 (7028)

Configuration/Ch1/Area Scan (71x121x1): Measurement grid: dx=12mm, dy=12mm
Maximum value of SAR (interpolated) = 1.51 mW/g

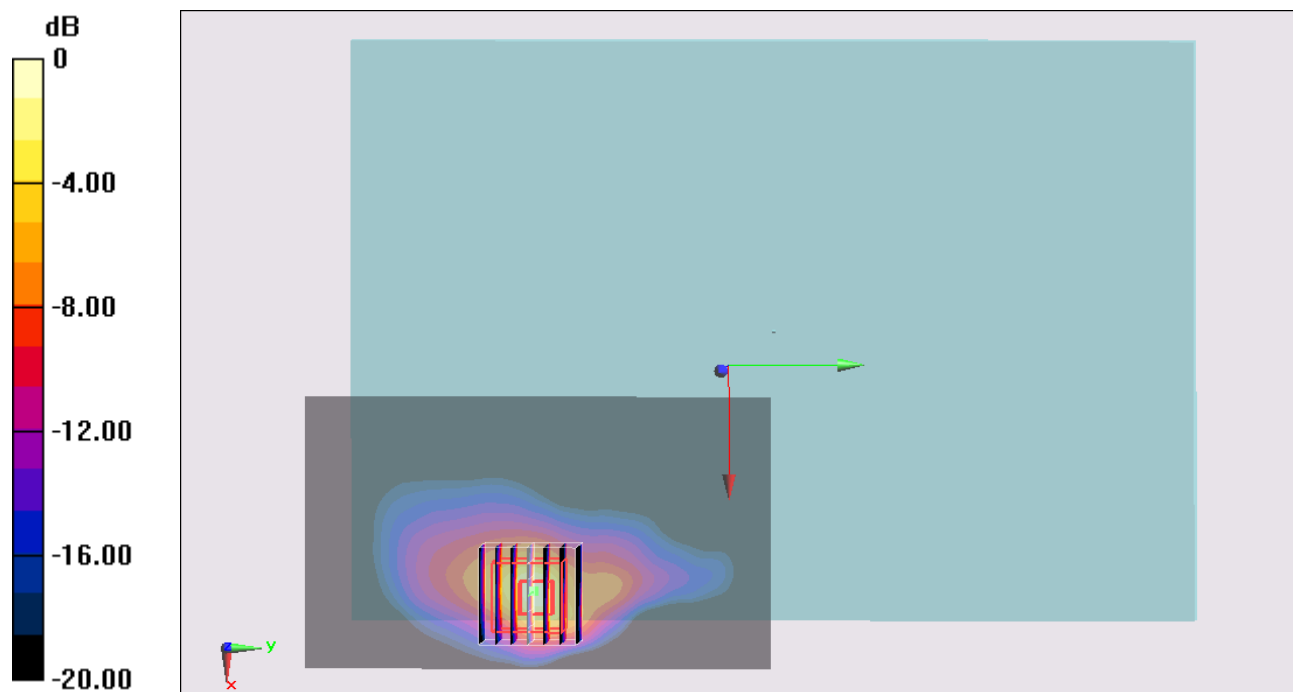
Configuration/Ch1/Zoom Scan (7x7x7)/Cube 0: Measurement grid: dx=5mm, dy=5mm, dz=5mm

Reference Value = 29.404 V/m; Power Drift = -0.12 dB

Peak SAR (extrapolated) = 2.512 mW/g

SAR(1 g) = 0.931 mW/g; SAR(10 g) = 0.331 mW/g

Maximum value of SAR (measured) = 1.57 mW/g



#03_WLAN2.4G_802.11b 1Mbps_Bottom Face_0cm_Ch6

DUT: 332221

Communication System: 802.11b; Frequency: 2437 MHz; Duty Cycle: 1:1

Medium: MSL_2450_130409 Medium parameters used: $f = 2437$ MHz; $\sigma = 1.955$ mho/m; $\epsilon_r = 54.203$; ρ

$= 1000$ kg/m³

Ambient Temperature : 22.5 °C; Liquid Temperature : 21.5 °C

DASY5 Configuration:

- Probe: EX3DV4 - SN3697; ConvF(6.57, 6.57, 6.57); Calibrated: 2012/9/28;
- Sensor-Surface: 2mm (Mechanical Surface Detection)
- Electronics: DAE4 Sn1279; Calibrated: 2013/1/28
- Phantom: ELI v4.0; Type: QDOVA001BB; Serial: 1173
- Measurement SW: DASY52, Version 52.8 (4); SEMCAD X Version 14.6.8 (7028)

Configuration/Ch6/Area Scan (61x121x1): Measurement grid: dx=12mm, dy=12mm

Maximum value of SAR (interpolated) = 1.45 mW/g

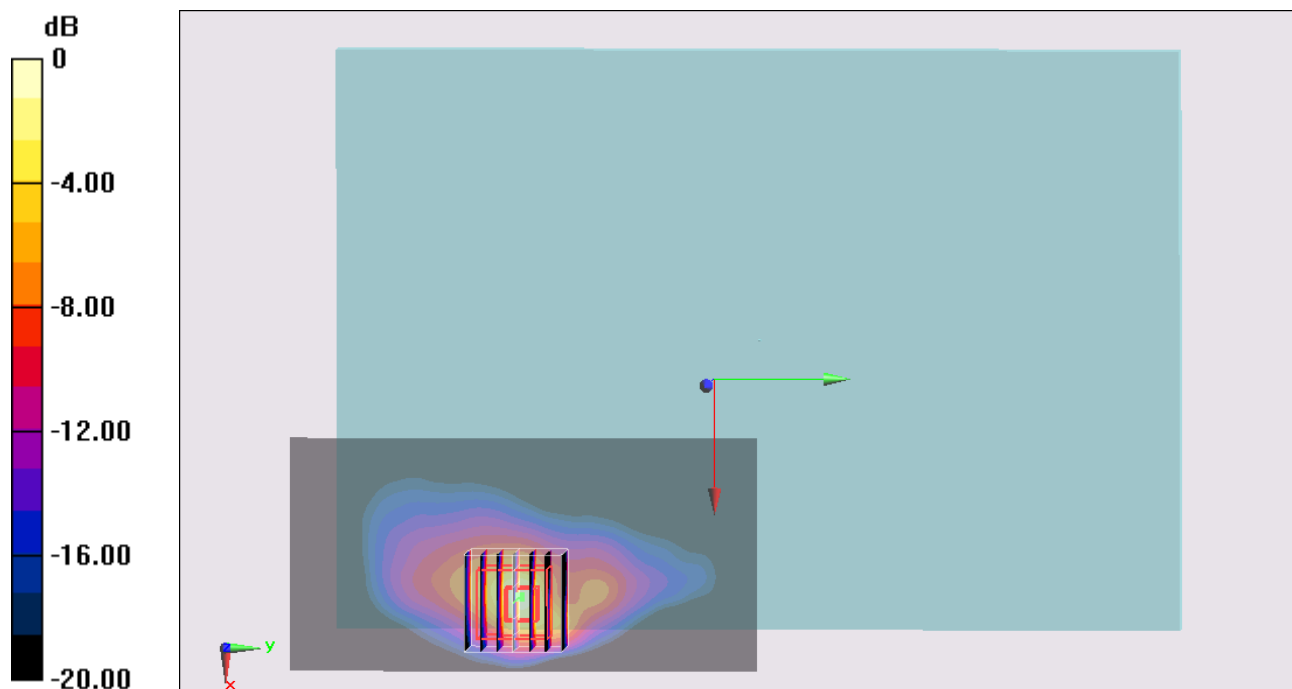
Configuration/Ch6/Zoom Scan (7x7x7)/Cube 0: Measurement grid: dx=5mm, dy=5mm, dz=5mm

Reference Value = 29.367 V/m; Power Drift = -0.07 dB

Peak SAR (extrapolated) = 2.662 mW/g

SAR(1 g) = 0.961 mW/g; SAR(10 g) = 0.337 mW/g

Maximum value of SAR (measured) = 1.65 mW/g



0 dB = 1.65 mW/g = 4.35 dB mW/g

#04_WLAN2.4G_802.11b 1Mbps_Edge 1_0cm_Ch11

DUT: 332221

Communication System: 802.11b; Frequency: 2462 MHz; Duty Cycle: 1:1

Medium: MSL_2450_130409 Medium parameters used: $f = 2462$ MHz; $\sigma = 1.99$ mho/m; $\epsilon_r = 54.118$; $\rho =$

1000 kg/m³

Ambient Temperature : 22.5 °C; Liquid Temperature : 21.5 °C

DASY5 Configuration:

- Probe: EX3DV4 - SN3697; ConvF(6.57, 6.57, 6.57); Calibrated: 2012/9/28;
- Sensor-Surface: 2mm (Mechanical Surface Detection)
- Electronics: DAE4 Sn1279; Calibrated: 2013/1/28
- Phantom: ELI v4.0; Type: QDOVA001BB; Serial: 1173
- Measurement SW: DASY52, Version 52.8 (4); SEMCAD X Version 14.6.8 (7028)

Configuration/Ch11/Area Scan (51x131x1): Measurement grid: dx=12mm, dy=12mm
Maximum value of SAR (interpolated) = 0.466 mW/g

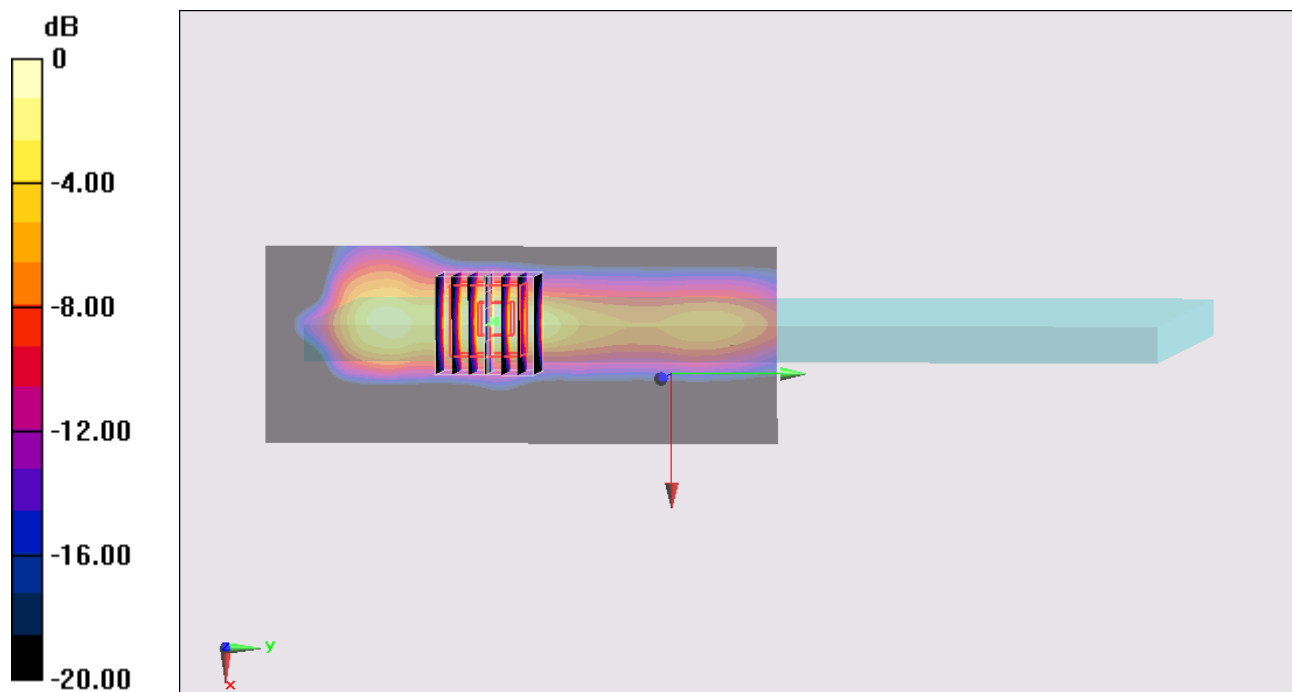
Configuration/Ch11/Zoom Scan (7x7x7)/Cube 0: Measurement grid: dx=5mm, dy=5mm, dz=5mm

Reference Value = 15.350 V/m; Power Drift = -0.12 dB

Peak SAR (extrapolated) = 0.620 mW/g

SAR(1 g) = 0.271 mW/g; SAR(10 g) = 0.107 mW/g

Maximum value of SAR (measured) = 0.441 mW/g



#05_WLAN2.4G_802.11b 1Mbps_Curved surface of Edge1_0cm_Ch11

DUT: 332221

Communication System: 802.11b; Frequency: 2462 MHz; Duty Cycle: 1:1

Medium: MSL_2450_130409 Medium parameters used: $f = 2462$ MHz; $\sigma = 1.99$ mho/m; $\epsilon_r = 54.118$; $\rho =$

1000 kg/m³

Ambient Temperature : 22.5 °C; Liquid Temperature : 21.5 °C

DASY5 Configuration:

- Probe: EX3DV4 - SN3697; ConvF(6.57, 6.57, 6.57); Calibrated: 2012/9/28;
- Sensor-Surface: 2mm (Mechanical Surface Detection)
- Electronics: DAE4 Sn1279; Calibrated: 2013/1/28
- Phantom: ELI v4.0; Type: QDOVA001BB; Serial: 1173
- Measurement SW: DASY52, Version 52.8 (4); SEMCAD X Version 14.6.8 (7028)

Configuration/Ch11/Area Scan (61x121x1): Measurement grid: dx=12mm, dy=12mm

Maximum value of SAR (interpolated) = 1.19 mW/g

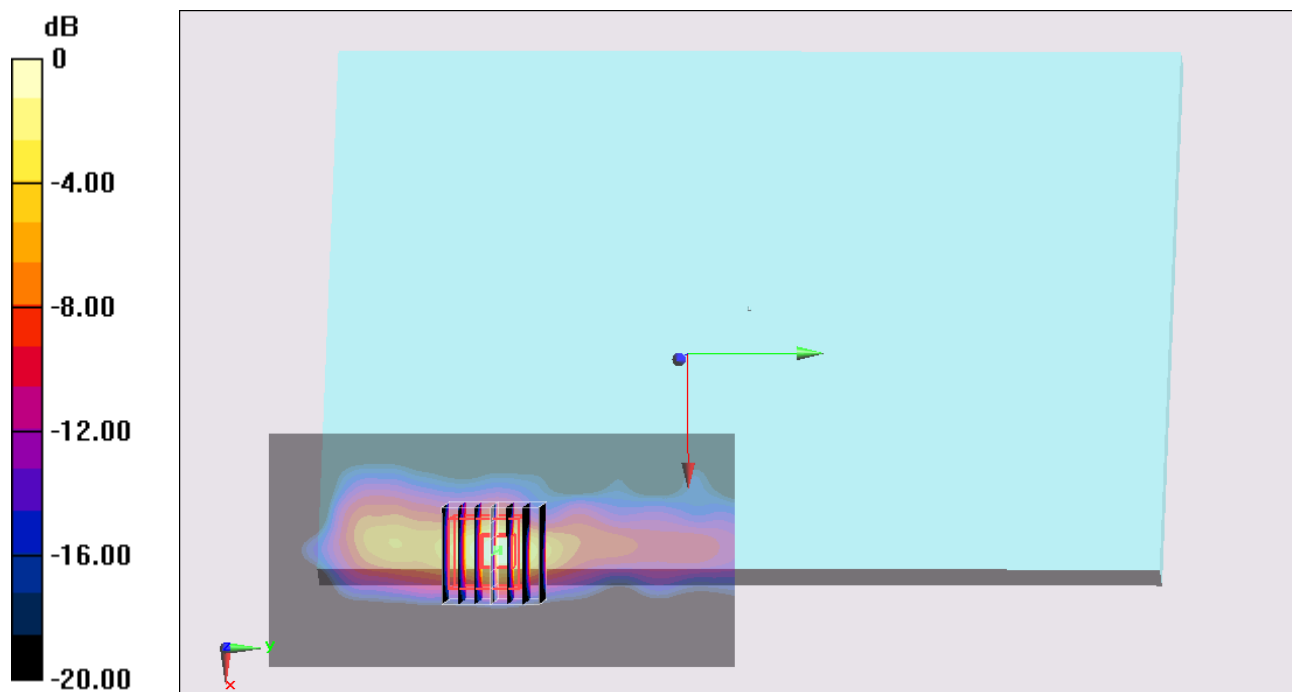
Configuration/Ch11/Zoom Scan (7x7x7)/Cube 0: Measurement grid: dx=5mm, dy=5mm, dz=5mm

Reference Value = 24.739 V/m; Power Drift = -0.06 dB

Peak SAR (extrapolated) = 1.862 mW/g

SAR(1 g) = 0.706 mW/g; SAR(10 g) = 0.243 mW/g

Maximum value of SAR (measured) = 1.23 mW/g



0 dB = 1.23 mW/g = 1.80 dB mW/g

#07_WLAN5G_802.11a 6Mbps_Bottom Face_0cm_Ch36

DUT: 332221

Communication System: 802.11a; Frequency: 5180 MHz; Duty Cycle: 1:1.07

Medium: MSL_5G_130412 Medium parameters used: $f = 5180$ MHz; $\sigma = 5.248$ mho/m; $\epsilon_r = 47.503$; $\rho =$

1000 kg/m³

Ambient Temperature : 22.1 °C; Liquid Temperature : 21.1 °C

DASY5 Configuration:

- Probe: EX3DV4 - SN3792; ConvF(4.2, 4.2, 4.2); Calibrated: 2012/6/21;
- Sensor-Surface: 1.4mm (Mechanical Surface Detection)
- Electronics: DAE4 Sn1338; Calibrated: 2012/6/12
- Phantom: ELI 4.0_Front; Type: QDOVA001BB; Serial: 1029
- Measurement SW: DASY52, Version 52.8 (3); SEMCAD X Version 14.6.5 (6469)

Configuration/Ch36/Area Scan (91x151x1): Measurement grid: dx=10mm, dy=10mm

Maximum value of SAR (interpolated) = 1.49 mW/g

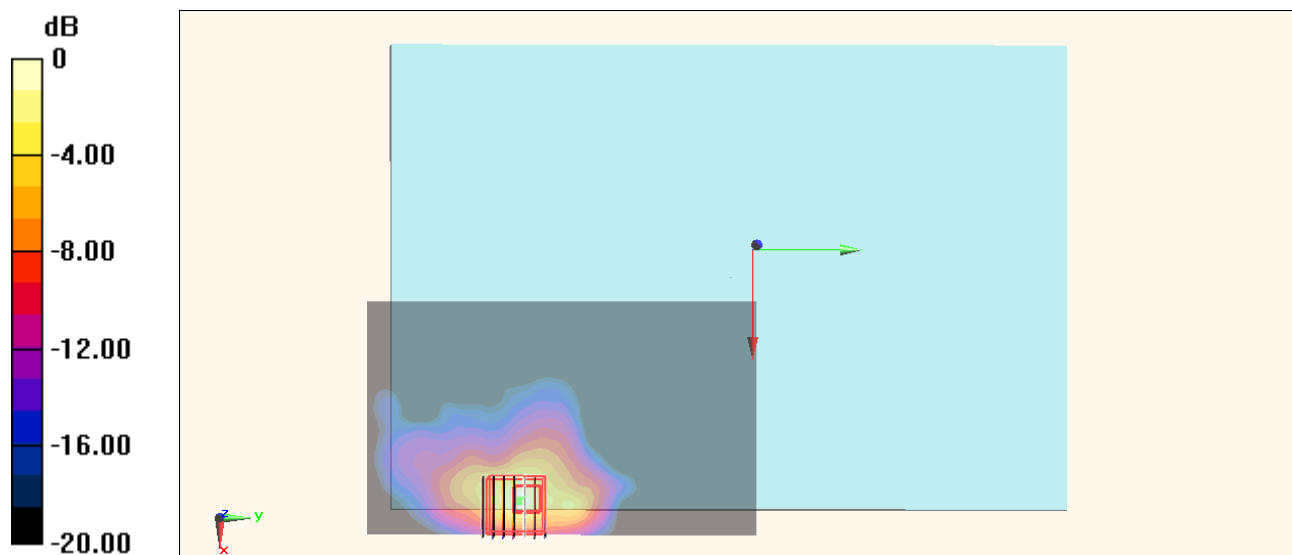
Configuration/Ch36/Zoom Scan (7x7x7)/Cube 0: Measurement grid: dx=4mm, dy=4mm, dz=1.4mm

Reference Value = 20.452 V/m; Power Drift = -0.06 dB

Peak SAR (extrapolated) = 3.179 mW/g

SAR(1 g) = 0.669 mW/g; SAR(10 g) = 0.184 mW/g

Maximum value of SAR (measured) = 1.75 mW/g



0 dB = 1.75 mW/g = 4.86 dB mW/g

#08_WLAN5G_802.11a 6Mbps_Edge 1_0cm_Ch36

DUT: 332221

Communication System: 802.11a; Frequency: 5180 MHz; Duty Cycle: 1:1.07

Medium: MSL_5G_130412 Medium parameters used: $f = 5180$ MHz; $\sigma = 5.248$ mho/m; $\epsilon_r = 47.503$; $\rho =$

1000 kg/m³

Ambient Temperature : 22.1 °C; Liquid Temperature : 21.1 °C

DASY5 Configuration:

- Probe: EX3DV4 - SN3792; ConvF(4.2, 4.2, 4.2); Calibrated: 2012/6/21;
- Sensor-Surface: 1.4mm (Mechanical Surface Detection)
- Electronics: DAE4 Sn1338; Calibrated: 2012/6/12
- Phantom: ELI 4.0_Front; Type: QDOVA001BB; Serial: 1029
- Measurement SW: DASY52, Version 52.8 (3); SEMCAD X Version 14.6.5 (6469)

Configuration/Ch36/Area Scan (61x151x1): Measurement grid: dx=10mm, dy=10mm

Maximum value of SAR (interpolated) = 2.47 mW/g

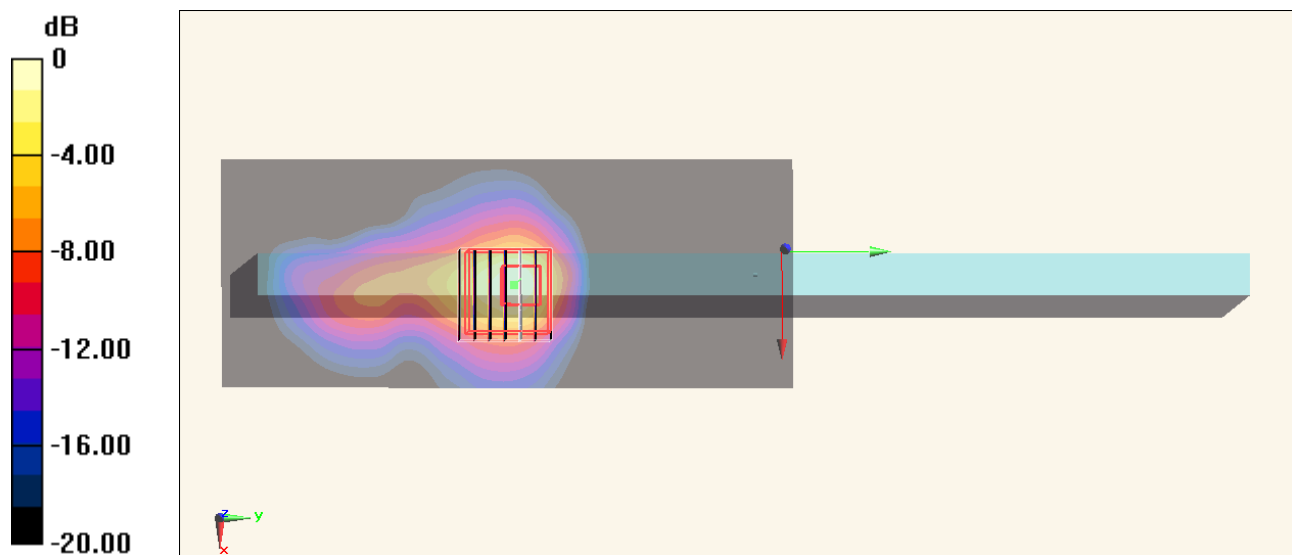
Configuration/Ch36/Zoom Scan (7x7x7)/Cube 0: Measurement grid: dx=4mm, dy=4mm, dz=1.4mm

Reference Value = 23.972 V/m; Power Drift = -0.11 dB

Peak SAR (extrapolated) = 3.750 mW/g

SAR(1 g) = 0.969 mW/g; SAR(10 g) = 0.278 mW/g

Maximum value of SAR (measured) = 2.24 mW/g



0 dB = 2.24 mW/g = 7.00 dB mW/g

#09_WLAN5G_802.11a 6Mbps_Edge 1_0cm_Ch44

DUT: 332221

Communication System: 802.11a; Frequency: 5220 MHz; Duty Cycle: 1:1.07

Medium: MSL_5G_130412 Medium parameters used: $f = 5220$ MHz; $\sigma = 5.297$ mho/m; $\epsilon_r = 47.434$; $\rho =$

1000 kg/m³

Ambient Temperature : 22.1 °C; Liquid Temperature : 21.1 °C

DASY5 Configuration:

- Probe: EX3DV4 - SN3792; ConvF(4.2, 4.2, 4.2); Calibrated: 2012/6/21;
- Sensor-Surface: 1.4mm (Mechanical Surface Detection)
- Electronics: DAE4 Sn1338; Calibrated: 2012/6/12
- Phantom: ELI 4.0_Front; Type: QDOVA001BB; Serial: 1029
- Measurement SW: DASY52, Version 52.8 (3); SEMCAD X Version 14.6.5 (6469)

Configuration/Ch44/Area Scan (61x151x1): Measurement grid: dx=10mm, dy=10mm

Maximum value of SAR (interpolated) = 2.55 mW/g

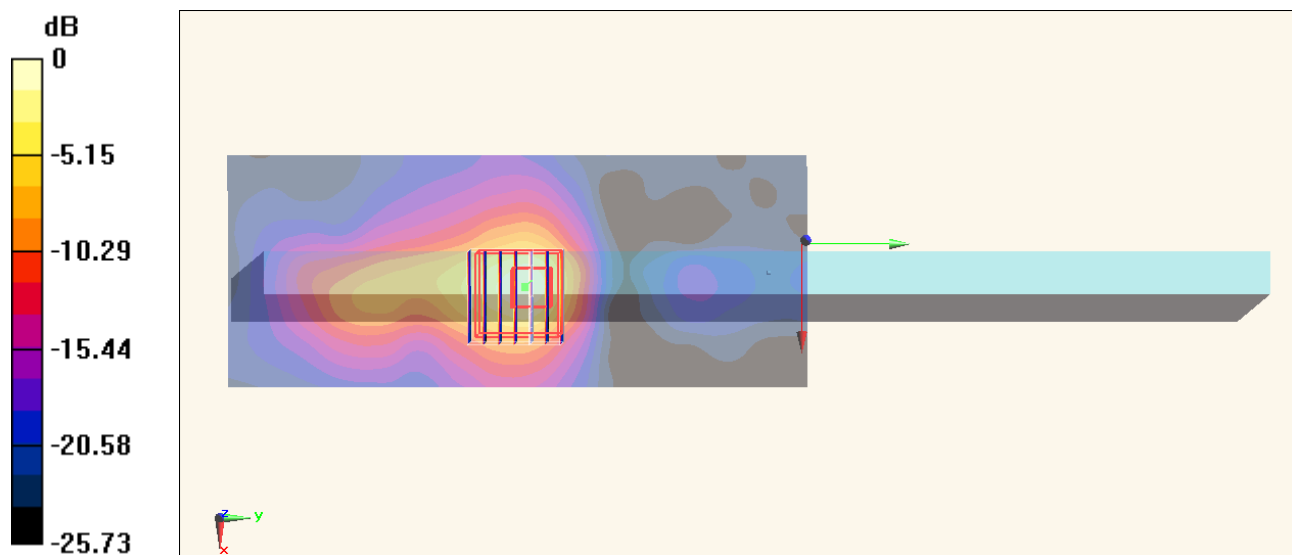
Configuration/Ch44/Zoom Scan (7x7x7)/Cube 0: Measurement grid: dx=4mm, dy=4mm, dz=1.4mm

Reference Value = 24.317 V/m; Power Drift = -0.11 dB

Peak SAR (extrapolated) = 3.899 mW/g

SAR(1 g) = 1.01 mW/g; SAR(10 g) = 0.298 mW/g

Maximum value of SAR (measured) = 2.40 mW/g



0 dB = 2.40 mW/g = 7.60 dB mW/g

#11_WLAN5G_802.11a 6Mbps_Curved surface of Edge1_0cm_Ch36

DUT: 332221

Communication System: 802.11a; Frequency: 5180 MHz; Duty Cycle: 1:1.07

Medium: MSL_5G_130412 Medium parameters used: $f = 5180$ MHz; $\sigma = 5.248$ mho/m; $\epsilon_r = 47.503$; $\rho =$

1000 kg/m³

Ambient Temperature : 22.1 °C; Liquid Temperature : 21.1 °C

DASY5 Configuration:

- Probe: EX3DV4 - SN3792; ConvF(4.2, 4.2, 4.2); Calibrated: 2012/6/21;
- Sensor-Surface: 1.4mm (Mechanical Surface Detection)
- Electronics: DAE4 Sn1338; Calibrated: 2012/6/12
- Phantom: ELI 4.0_Front; Type: QDOVA001BB; Serial: 1029
- Measurement SW: DASY52, Version 52.8 (3); SEMCAD X Version 14.6.5 (6469)

Configuration/Ch36/Area Scan (81x151x1): Measurement grid: dx=10mm, dy=10mm
 Maximum value of SAR (interpolated) = 1.92 mW/g

Configuration/Ch36/Zoom Scan (7x7x7)/Cube 0: Measurement grid: dx=4mm, dy=4mm, dz=1.4mm

Reference Value = 23.710 V/m; Power Drift = -0.16 dB

Peak SAR (extrapolated) = 3.889 mW/g

SAR(1 g) = 0.863 mW/g; SAR(10 g) = 0.244 mW/g

Maximum value of SAR (measured) = 2.35 mW/g

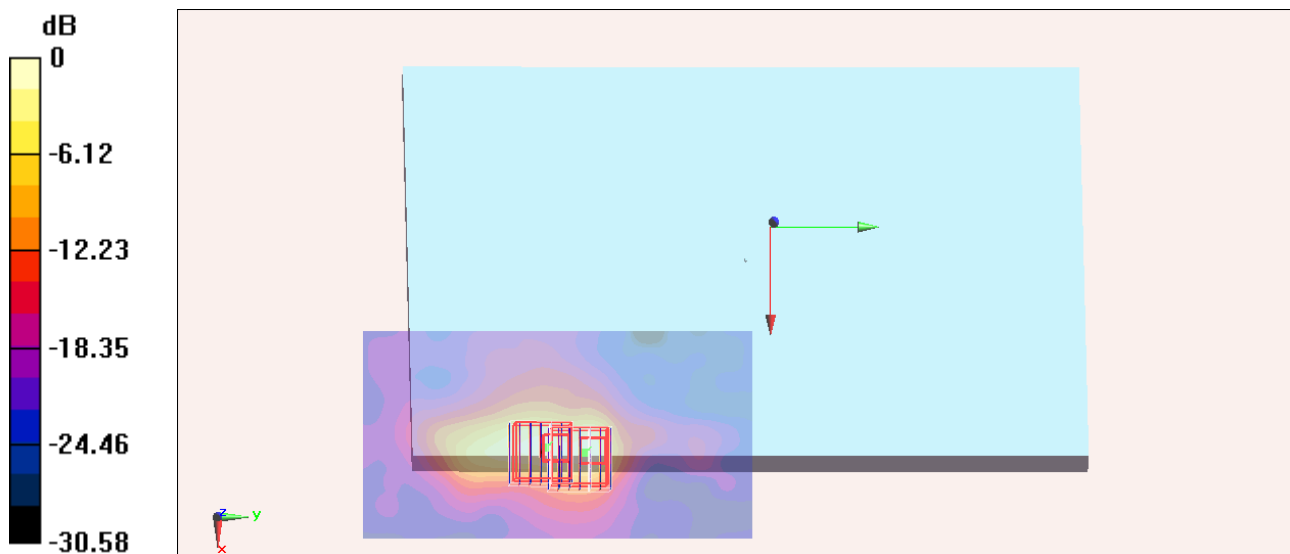
Configuration/Ch36/Zoom Scan (7x7x7)/Cube 1: Measurement grid: dx=4mm, dy=4mm, dz=1.4mm

Reference Value = 23.710 V/m; Power Drift = -0.16 dB

Peak SAR (extrapolated) = 3.367 mW/g

SAR(1 g) = 0.690 mW/g; SAR(10 g) = 0.206 mW/g

Maximum value of SAR (measured) = 1.76 mW/g



0 dB = 1.76 mW/g = 4.91 dB mW/g

#12_WLAN5G_802.11a 6Mbps_Curved surface of Edge1_0cm_Ch44

DUT: 332221

Communication System: 802.11a; Frequency: 5220 MHz; Duty Cycle: 1:1.07

Medium: MSL_5G_130412 Medium parameters used: $f = 5220$ MHz; $\sigma = 5.297$ mho/m; $\epsilon_r = 47.434$; $\rho =$

1000 kg/m³

Ambient Temperature : 22.1 °C; Liquid Temperature : 21.1 °C

DASY5 Configuration:

- Probe: EX3DV4 - SN3792; ConvF(4.2, 4.2, 4.2); Calibrated: 2012/6/21;
- Sensor-Surface: 1.4mm (Mechanical Surface Detection)
- Electronics: DAE4 Sn1338; Calibrated: 2012/6/12
- Phantom: ELI 4.0_Front; Type: QDOVA001BB; Serial: 1029
- Measurement SW: DASY52, Version 52.8 (3); SEMCAD X Version 14.6.5 (6469)

Configuration/Ch44/Area Scan (81x151x1): Measurement grid: dx=10mm, dy=10mm
 Maximum value of SAR (interpolated) = 1.97 mW/g

Configuration/Ch44/Zoom Scan (7x7x7)/Cube 0: Measurement grid: dx=4mm, dy=4mm, dz=1.4mm

Reference Value = 23.622 V/m; Power Drift = -0.03 dB

Peak SAR (extrapolated) = 3.980 mW/g

SAR(1 g) = 0.889 mW/g; SAR(10 g) = 0.249 mW/g

Maximum value of SAR (measured) = 2.17 mW/g

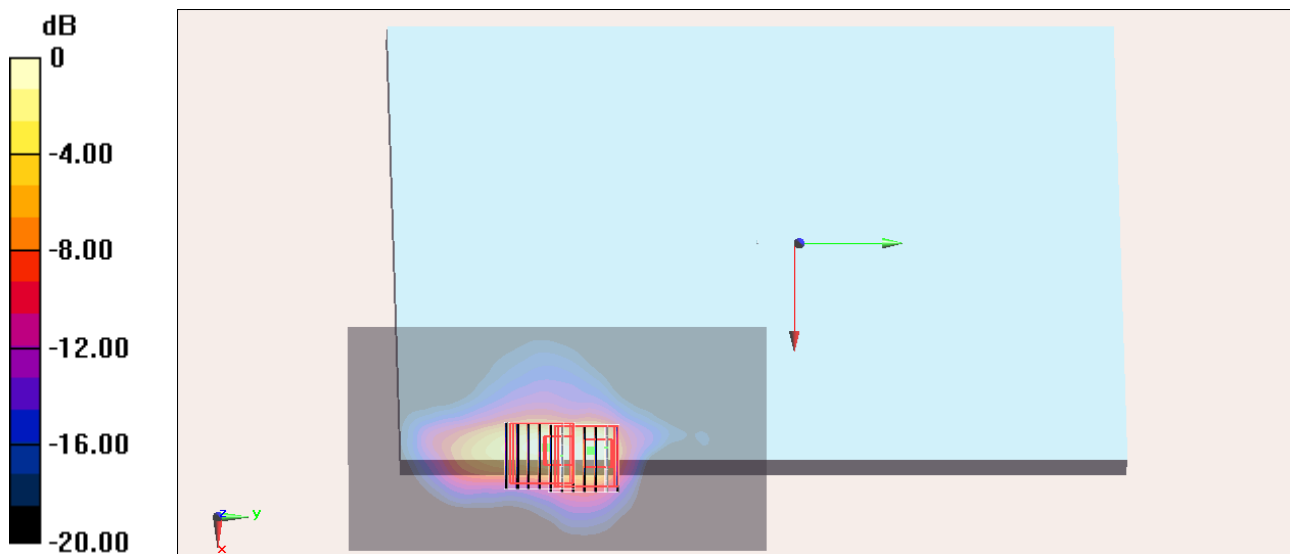
Configuration/Ch44/Zoom Scan (7x7x7)/Cube 1: Measurement grid: dx=4mm, dy=4mm, dz=1.4mm

Reference Value = 23.622 V/m; Power Drift = -0.03 dB

Peak SAR (extrapolated) = 3.261 mW/g

SAR(1 g) = 0.652 mW/g; SAR(10 g) = 0.192 mW/g

Maximum value of SAR (measured) = 1.57 mW/g



0 dB = 1.57 mW/g = 3.92 dB mW/g

#39_WLAN5G_802.11ac-VHT80 MCS0_Edge 1_0cm_Ch42

DUT: 332221

Communication System: 802.11ac; Frequency: 5210 MHz; Duty Cycle: 1:1.298

Medium: MSL_5G_130422 Medium parameters used : $f = 5210$ MHz; $\sigma = 5.303$ S/m; $\epsilon_r = 48.742$; $\rho =$

1000 kg/m³

Ambient Temperature : 22.5 °C; Liquid Temperature : 21.5 °C

DASY5 Configuration:

- Probe: EX3DV4 - SN3697; ConvF(4.29, 4.29, 4.29); Calibrated: 2012/9/28;
- Sensor-Surface: 1.4mm (Mechanical Surface Detection)
- Electronics: DAE4 Sn1279; Calibrated: 2013/1/28
- Phantom: ELI v4.0; Type: QDOVA001BB; Serial: 1173
- Measurement SW: DASY52, Version 52.8 (4); SEMCAD X Version 14.6.8 (7028)

Configuration/Ch42/Area Scan (61x151x1): Interpolated grid: dx=1.000 mm, dy=1.000 mm
Maximum value of SAR (interpolated) = 2.27 W/kg

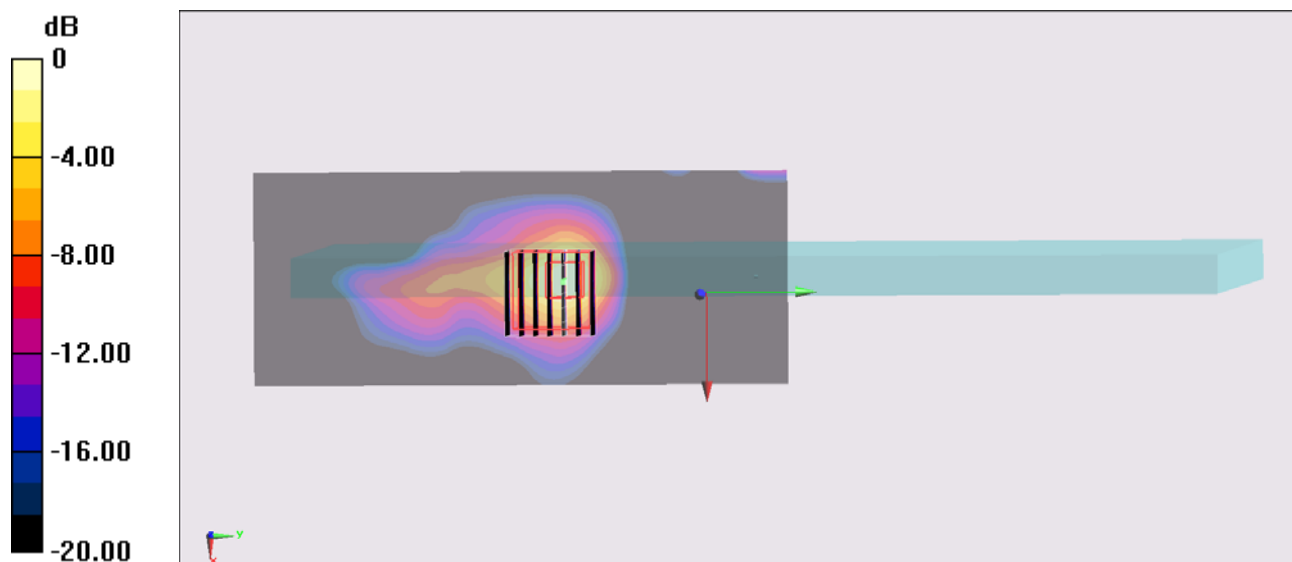
Configuration/Ch42/Zoom Scan (7x7x7)/Cube 0: Measurement grid: dx=4mm, dy=4mm, dz=1.4mm

Reference Value = 22.297 V/m; Power Drift = 0.01 dB

Peak SAR (extrapolated) = 3.35 W/kg

SAR(1 g) = 0.796 W/kg; SAR(10 g) = 0.214 W/kg

Maximum value of SAR (measured) = 2.09 W/kg



0 dB = 2.09 W/kg = 3.20 dBW/kg

#31_WLAN5G_802.11a 6Mbps_Bottom Face_0cm_Ch60

DUT: 332221

Communication System: 802.11a; Frequency: 5300 MHz; Duty Cycle: 1:1.07

Medium: MSL_5G_130418 Medium parameters used: $f = 5300$ MHz; $\sigma = 5.27$ mho/m; $\epsilon_r = 47.255$; $\rho =$

1000 kg/m³

Ambient Temperature : 22.2 °C; Liquid Temperature : 21.2 °C

DASY5 Configuration:

- Probe: EX3DV4 - SN3792; ConvF(4.01, 4.01, 4.01); Calibrated: 2012/6/21;
- Sensor-Surface: 1.4mm (Mechanical Surface Detection)
- Electronics: DAE4 Sn1338; Calibrated: 2012/6/12
- Phantom: ELI 4.0_Front; Type: QDOVA001BB; Serial: 1029
- Measurement SW: DASY52, Version 52.8 (3); SEMCAD X Version 14.6.5 (6469)

Configuration/Ch60/Area Scan (91x151x1): Measurement grid: dx=10mm, dy=10mm
Maximum value of SAR (interpolated) = 1.29 mW/g

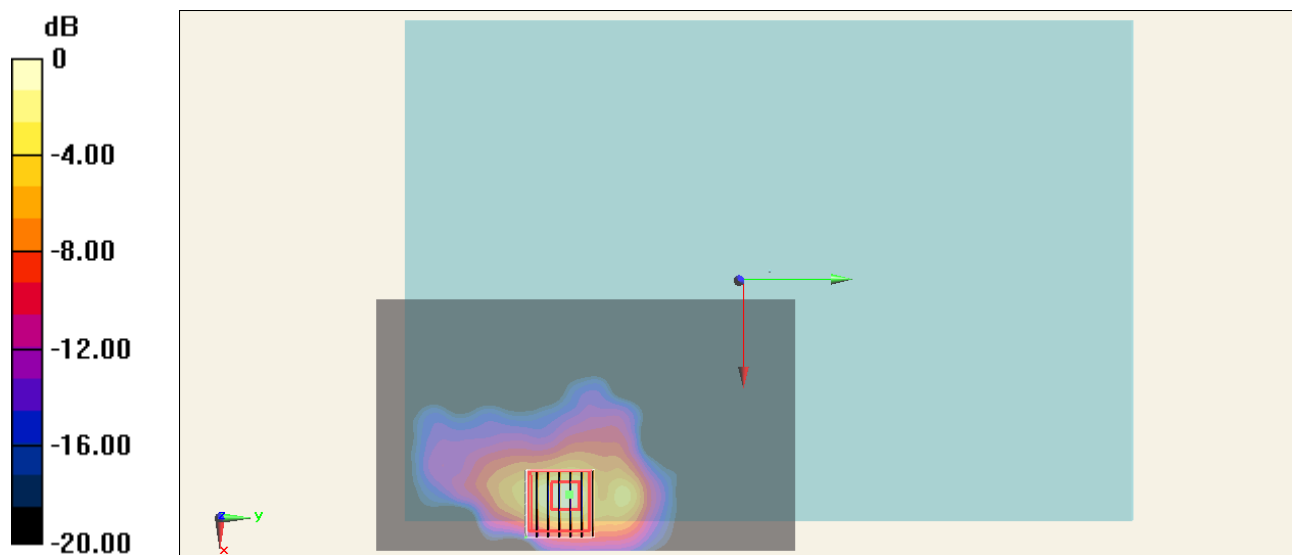
Configuration/Ch60/Zoom Scan (7x7x7)/Cube 0: Measurement grid: dx=4mm, dy=4mm, dz=1.4mm

Reference Value = 17.825 V/m; Power Drift = -0.13 dB

Peak SAR (extrapolated) = 2.261 mW/g

SAR(1 g) = 0.452 mW/g; SAR(10 g) = 0.128 mW/g

Maximum value of SAR (measured) = 1.20 mW/g



0 dB = 1.20 mW/g = 1.58 dB mW/g

#32_WLAN5G_802.11a 6Mbps_Edge 1_0cm_Ch60

DUT: 332221

Communication System: 802.11a; Frequency: 5300 MHz; Duty Cycle: 1:1.07

Medium: MSL_5G_130418 Medium parameters used: $f = 5300$ MHz; $\sigma = 5.27$ mho/m; $\epsilon_r = 47.255$; $\rho =$

1000 kg/m³

Ambient Temperature : 22.2 °C; Liquid Temperature : 21.2 °C

DASY5 Configuration:

- Probe: EX3DV4 - SN3792; ConvF(4.01, 4.01, 4.01); Calibrated: 2012/6/21;
- Sensor-Surface: 1.4mm (Mechanical Surface Detection)
- Electronics: DAE4 Sn1338; Calibrated: 2012/6/12
- Phantom: ELI 4.0_Front; Type: QDOVA001BB; Serial: 1029
- Measurement SW: DASY52, Version 52.8 (3); SEMCAD X Version 14.6.5 (6469)

Configuration/Ch60/Area Scan (61x151x1): Measurement grid: dx=10mm, dy=10mm

Maximum value of SAR (interpolated) = 2.48 mW/g

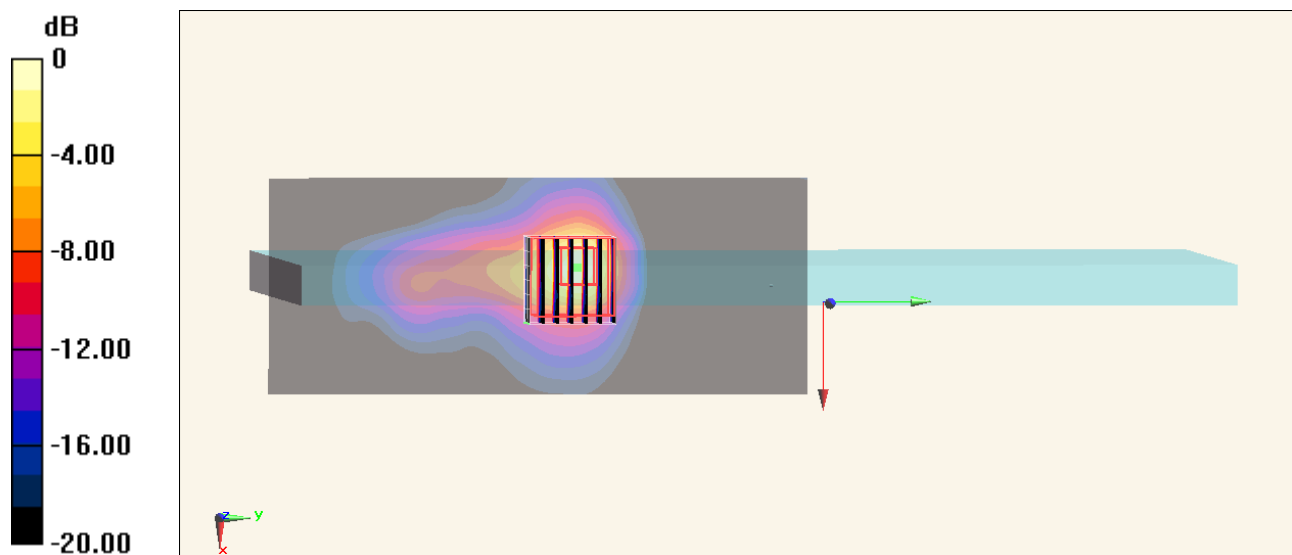
Configuration/Ch60/Zoom Scan (7x7x7)/Cube 0: Measurement grid: dx=4mm, dy=4mm, dz=1.4mm

Reference Value = 24.158 V/m; Power Drift = -0.03 dB

Peak SAR (extrapolated) = 3.678 mW/g

SAR(1 g) = 0.920 mW/g; SAR(10 g) = 0.258 mW/g

Maximum value of SAR (measured) = 2.33 mW/g



0 dB = 2.33 mW/g = 7.35 dB mW/g

#33_WLAN5G_802.11a 6Mbps_Edge 1_0cm_Ch52

DUT: 332221

Communication System: 802.11a; Frequency: 5260 MHz; Duty Cycle: 1:1.07

Medium: MSL_5G_130418 Medium parameters used : $f = 5260$ MHz; $\sigma = 5.192$ mho/m; $\epsilon_r = 47.332$; $\rho =$

1000 kg/m³

Ambient Temperature : 22.2 °C; Liquid Temperature : 21.2 °C

DASY5 Configuration:

- Probe: EX3DV4 - SN3792; ConvF(4.01, 4.01, 4.01); Calibrated: 2012/6/21;
- Sensor-Surface: 1.4mm (Mechanical Surface Detection)
- Electronics: DAE4 Sn1338; Calibrated: 2012/6/12
- Phantom: ELI 4.0_Front; Type: QDOVA001BB; Serial: 1029
- Measurement SW: DASY52, Version 52.8 (3); SEMCAD X Version 14.6.5 (6469)

Configuration/Ch52/Area Scan (61x151x1): Measurement grid: dx=10mm, dy=10mm

Maximum value of SAR (interpolated) = 2.36 mW/g

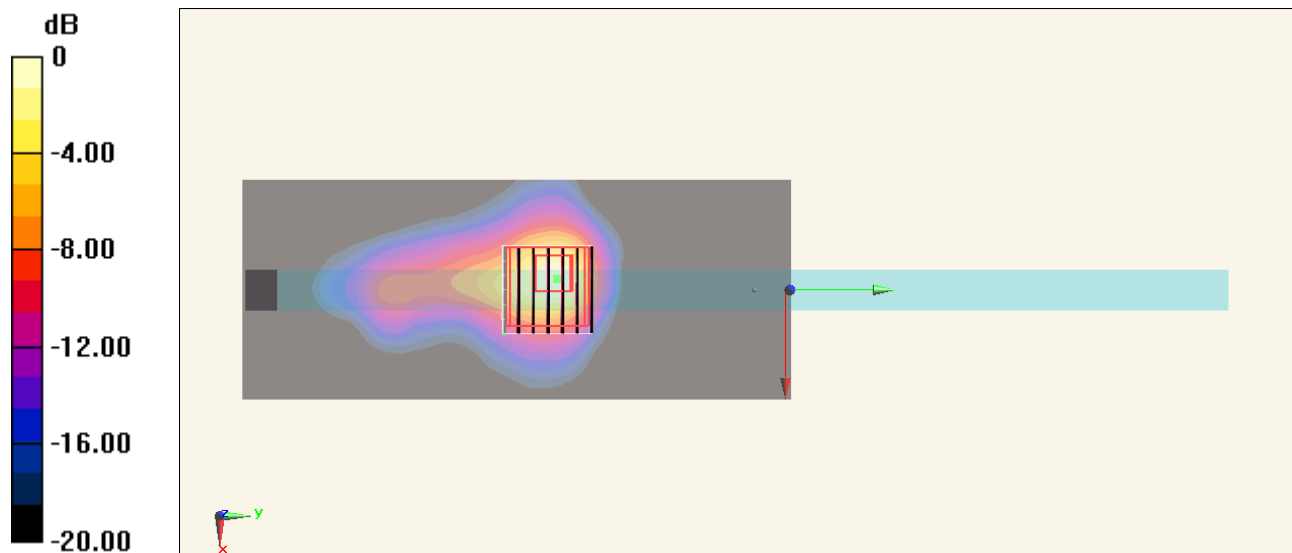
Configuration/Ch52/Zoom Scan (7x7x7)/Cube 0: Measurement grid: dx=4mm, dy=4mm, dz=1.4mm

Reference Value = 23.420 V/m; Power Drift = 0.06 dB

Peak SAR (extrapolated) = 3.660 mW/g

SAR(1 g) = 0.887 mW/g; SAR(10 g) = 0.240 mW/g

Maximum value of SAR (measured) = 2.20 mW/g



0 dB = 2.20 mW/g = 6.85 dB mW/g

#34_WLAN5G_802.11a 6Mbps_Curved surface of Edge1_0cm_Ch60

DUT: 332221

Communication System: 802.11a; Frequency: 5300 MHz; Duty Cycle: 1:1.07

Medium: MSL_5G_130418 Medium parameters used: $f = 5300$ MHz; $\sigma = 5.27$ mho/m; $\epsilon_r = 47.255$; $\rho =$

1000 kg/m³

Ambient Temperature : 22.2 °C; Liquid Temperature : 21.2 °C

DASY5 Configuration:

- Probe: EX3DV4 - SN3792; ConvF(4.01, 4.01, 4.01); Calibrated: 2012/6/21;
- Sensor-Surface: 1.4mm (Mechanical Surface Detection)
- Electronics: DAE4 Sn1338; Calibrated: 2012/6/12
- Phantom: ELI 4.0_Front; Type: QDOVA001BB; Serial: 1029
- Measurement SW: DASY52, Version 52.8 (3); SEMCAD X Version 14.6.5 (6469)

Configuration/Ch60/Area Scan (81x151x1): Measurement grid: dx=10mm, dy=10mm
 Maximum value of SAR (interpolated) = 1.38 mW/g

Configuration/Ch60/Zoom Scan (7x7x7)/Cube 0: Measurement grid: dx=4mm, dy=4mm, dz=1.4mm

Reference Value = 19.831 V/m; Power Drift = -0.10 dB

Peak SAR (extrapolated) = 2.934 mW/g

SAR(1 g) = 0.622 mW/g; SAR(10 g) = 0.156 mW/g

Maximum value of SAR (measured) = 1.71 mW/g

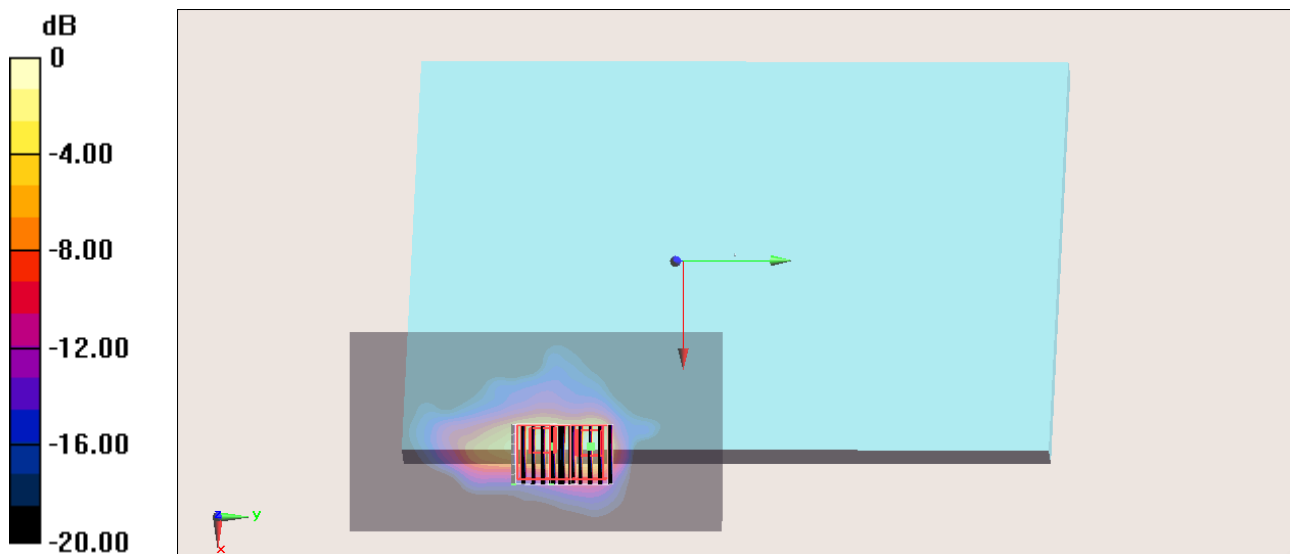
Configuration/Ch60/Zoom Scan (7x7x7)/Cube 1: Measurement grid: dx=4mm, dy=4mm, dz=1.4mm

Reference Value = 19.831 V/m; Power Drift = -0.10 dB

Peak SAR (extrapolated) = 2.044 mW/g

SAR(1 g) = 0.404 mW/g; SAR(10 g) = 0.119 mW/g

Maximum value of SAR (measured) = 1.21 mW/g



0 dB = 1.21 mW/g = 1.66 dB mW/g

#36_WLAN5G_802.11ac-VHT80 MCS0_Edge 1_0cm_Ch58

DUT: 332221

Communication System: 802.11ac; Frequency: 5290 MHz; Duty Cycle: 1:1.298

Medium: MSL_5G_130422 Medium parameters used : $f = 5290$ MHz; $\sigma = 5.417$ S/m; $\epsilon_r = 48.585$; $\rho =$

1000 kg/m³

Ambient Temperature : 22.5 °C; Liquid Temperature : 21.5 °C

DASY5 Configuration:

- Probe: EX3DV4 - SN3697; ConvF(4.29, 4.29, 4.29); Calibrated: 2012/9/28;
- Sensor-Surface: 1.4mm (Mechanical Surface Detection)
- Electronics: DAE4 Sn1279; Calibrated: 2013/1/28
- Phantom: ELI v4.0; Type: QDOVA001BB; Serial: 1173
- Measurement SW: DASY52, Version 52.8 (4); SEMCAD X Version 14.6.8 (7028)

Configuration/Ch58/Area Scan (61x151x1): Interpolated grid: $dx=1.000$ mm, $dy=1.000$ mm
Maximum value of SAR (interpolated) = 1.72 W/kg

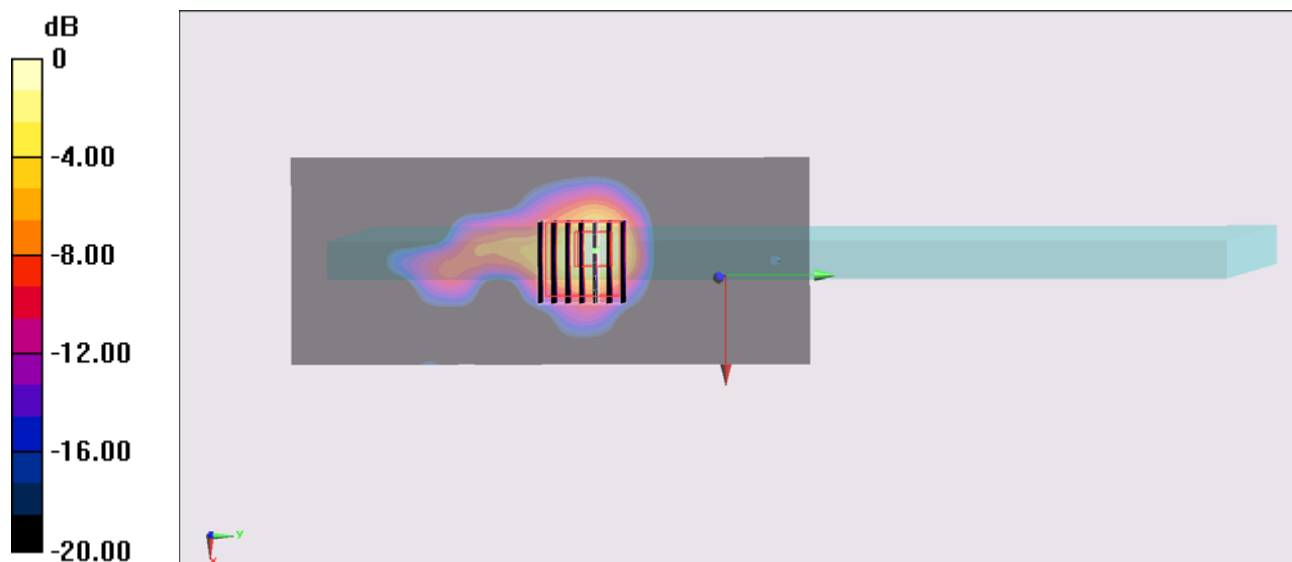
Configuration/Ch58/Zoom Scan (7x7x7)/Cube 0: Measurement grid: $dx=4$ mm, $dy=4$ mm, $dz=1.4$ mm

Reference Value = 19.997 V/m; Power Drift = 0.06 dB

Peak SAR (extrapolated) = 3.00 W/kg

SAR(1 g) = 0.684 W/kg; SAR(10 g) = 0.183 W/kg

Maximum value of SAR (measured) = 1.77 W/kg



0 dB = 1.77 W/kg = 2.48 dBW/kg

#24_WLAN5G_802.11a 6Mbps_Bottom Face_0cm_Ch100

DUT: 332221

Communication System: 802.11a; Frequency: 5500 MHz; Duty Cycle: 1:1.07

Medium: MSL_5G_130412 Medium parameters used: $f = 5500$ MHz; $\sigma = 5.677$ mho/m; $\epsilon_r = 46.97$; $\rho =$

1000 kg/m³

Ambient Temperature : 22.1 °C; Liquid Temperature : 21.1 °C

DASY5 Configuration:

- Probe: EX3DV4 - SN3792; ConvF(3.81, 3.81, 3.81); Calibrated: 2012/6/21;
- Sensor-Surface: 1.4mm (Mechanical Surface Detection)
- Electronics: DAE4 Sn1338; Calibrated: 2012/6/12
- Phantom: ELI 4.0_Front; Type: QDOVA001BB; Serial: 1029
- Measurement SW: DASY52, Version 52.8 (3); SEMCAD X Version 14.6.5 (6469)

Configuration/Ch100/Area Scan (91x151x1): Measurement grid: dx=10mm, dy=10mm

Maximum value of SAR (interpolated) = 1.25 mW/g

Configuration/Ch100/Zoom Scan (7x7x7)/Cube 0: Measurement grid: dx=4mm, dy=4mm, dz=1.4mm

Reference Value = 18.710 V/m; Power Drift = -0.09 dB

Peak SAR (extrapolated) = 3.103 mW/g

SAR(1 g) = 0.575 mW/g; SAR(10 g) = 0.162 mW/g

Maximum value of SAR (measured) = 1.59 mW/g

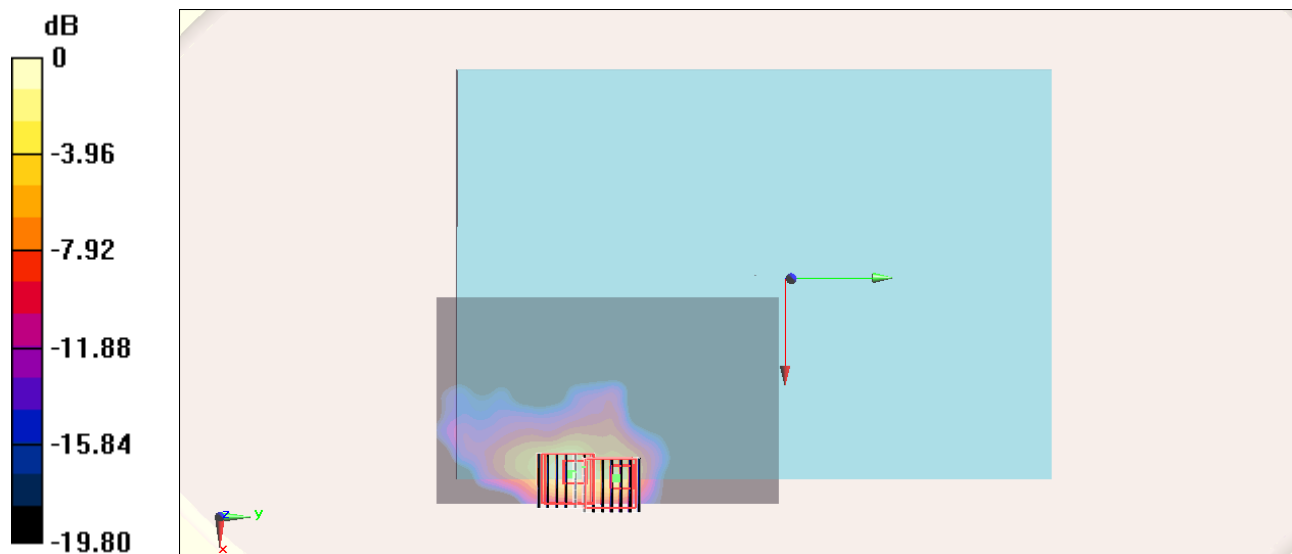
Configuration/Ch100/Zoom Scan (7x7x7)/Cube 1: Measurement grid: dx=4mm, dy=4mm, dz=1.4mm

Reference Value = 18.710 V/m; Power Drift = -0.09 dB

Peak SAR (extrapolated) = 3.059 mW/g

SAR(1 g) = 0.388 mW/g; SAR(10 g) = 0.122 mW/g

Maximum value of SAR (measured) = 1.40 mW/g



0 dB = 1.40 mW/g = 2.92 dB mW/g

#35_WLAN5G_802.11a 6Mbps_Edge 1_0cm_Ch100

DUT: 332221

Communication System: 802.11a; Frequency: 5500 MHz; Duty Cycle: 1:1.07

Medium: MSL_5G_130412 Medium parameters used: $f = 5500$ MHz; $\sigma = 5.677$ mho/m; $\epsilon_r = 46.97$; $\rho =$

1000 kg/m³

Ambient Temperature : 22.1 °C; Liquid Temperature : 21.1 °C

DASY5 Configuration:

- Probe: EX3DV4 - SN3792; ConvF(3.81, 3.81, 3.81); Calibrated: 2012/6/21;
- Sensor-Surface: 1.4mm (Mechanical Surface Detection)
- Electronics: DAE4 Sn1338; Calibrated: 2012/6/12
- Phantom: ELI 4.0_Front; Type: QDOVA001BB; Serial: 1029
- Measurement SW: DASY52, Version 52.8 (3); SEMCAD X Version 14.6.5 (6469)

Configuration/Ch100/Area Scan (61x151x1): Measurement grid: dx=10mm, dy=10mm
Maximum value of SAR (interpolated) = 3.06 mW/g

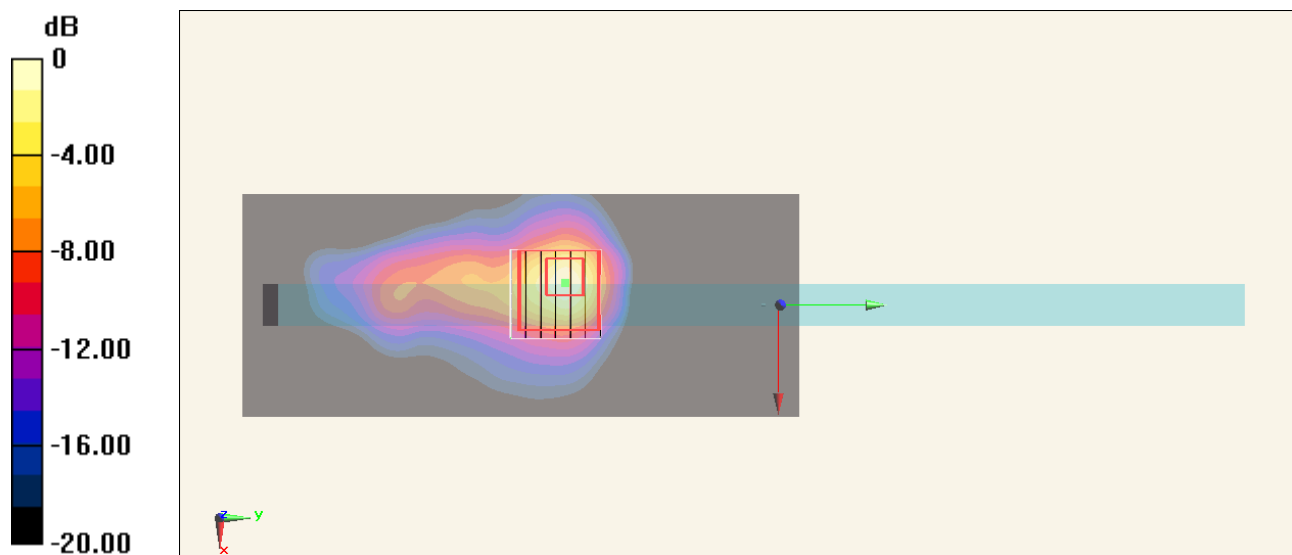
Configuration/Ch100/Zoom Scan (7x7x7)/Cube 0: Measurement grid: dx=4mm, dy=4mm, dz=1.4mm

Reference Value = 26.412 V/m; Power Drift = 0.02 dB

Peak SAR (extrapolated) = 5.193 mW/g

SAR(1 g) = 1.18 mW/g; SAR(10 g) = 0.298 mW/g

Maximum value of SAR (measured) = 3.06 mW/g



0 dB = 3.06 mW/g = 9.71 dB mW/g

#27_WLAN5G_802.11a 6Mbps_Edge 1_0cm_Ch100;Repeat

DUT: 332221

Communication System: 802.11a; Frequency: 5500 MHz; Duty Cycle: 1:1.07

Medium: MSL_5G_130412 Medium parameters used: $f = 5500$ MHz; $\sigma = 5.677$ mho/m; $\epsilon_r = 46.97$; $\rho =$

1000 kg/m³

Ambient Temperature : 22.1 °C; Liquid Temperature : 21.1 °C

DASY5 Configuration:

- Probe: EX3DV4 - SN3792; ConvF(3.81, 3.81, 3.81); Calibrated: 2012/6/21;
- Sensor-Surface: 1.4mm (Mechanical Surface Detection)
- Electronics: DAE4 Sn1338; Calibrated: 2012/6/12
- Phantom: ELI 4.0_Front; Type: QDOVA001BB; Serial: 1029
- Measurement SW: DASY52, Version 52.8 (3); SEMCAD X Version 14.6.5 (6469)

Configuration/Ch100/Area Scan (61x151x1): Measurement grid: dx=10mm, dy=10mm
Maximum value of SAR (interpolated) = 2.92 mW/g

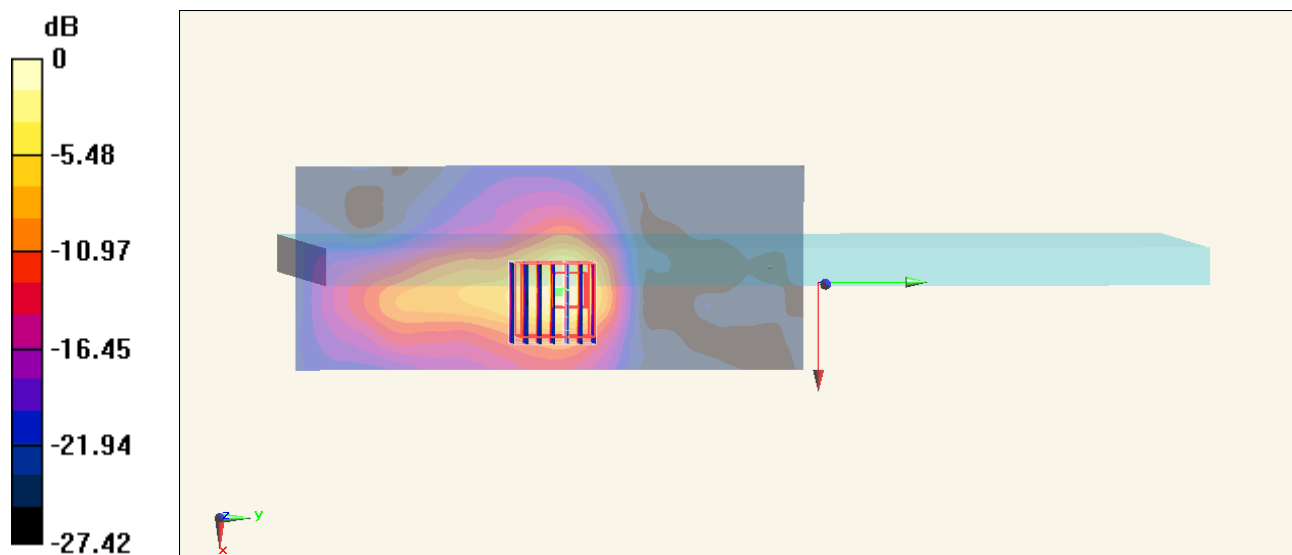
Configuration/Ch100/Zoom Scan (7x7x7)/Cube 0: Measurement grid: dx=4mm, dy=4mm, dz=1.4mm

Reference Value = 25.388 V/m; Power Drift = -0.09 dB

Peak SAR (extrapolated) = 5.104 mW/g

SAR(1 g) = 1.15 mW/g; SAR(10 g) = 0.300 mW/g

Maximum value of SAR (measured) = 2.89 mW/g



0 dB = 2.89 mW/g = 9.22 dB mW/g

#28_WLAN5G_802.11a 6Mbps_Edge 1_0cm_Ch112

DUT: 332221

Communication System: 802.11a; Frequency: 5560 MHz; Duty Cycle: 1:1.07

Medium: MSL_5G_130412 Medium parameters used: $f = 5560$ MHz; $\sigma = 5.771$ mho/m; $\epsilon_r = 46.874$; $\rho =$

1000 kg/m³

Ambient Temperature : 22.1 °C; Liquid Temperature : 21.1 °C

DASY5 Configuration:

- Probe: EX3DV4 - SN3792; ConvF(3.72, 3.72, 3.72); Calibrated: 2012/6/21;
- Sensor-Surface: 1.4mm (Mechanical Surface Detection)
- Electronics: DAE4 Sn1338; Calibrated: 2012/6/12
- Phantom: ELI 4.0_Front; Type: QDOVA001BB; Serial: 1029
- Measurement SW: DASY52, Version 52.8 (3); SEMCAD X Version 14.6.5 (6469)

Configuration/Ch112/Area Scan (61x151x1): Measurement grid: dx=10mm, dy=10mm

Maximum value of SAR (interpolated) = 2.21 mW/g

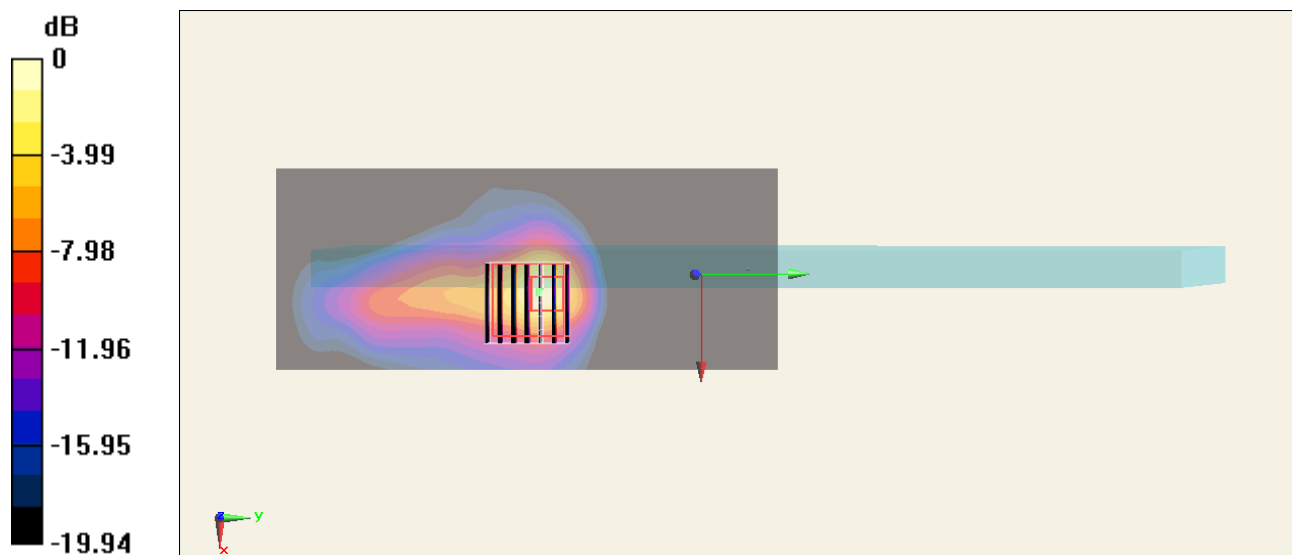
Configuration/Ch112/Zoom Scan (7x7x7)/Cube 0: Measurement grid: dx=4mm, dy=4mm, dz=1.4mm

Reference Value = 22.587 V/m; Power Drift = -0.12 dB

Peak SAR (extrapolated) = 4.121 mW/g

SAR(1 g) = 0.896 mW/g; SAR(10 g) = 0.235 mW/g

Maximum value of SAR (measured) = 2.32 mW/g



0 dB = 2.32 mW/g = 7.31 dB mW/g

#29_WLAN5G_802.11a 6Mbps_Edge 1_0cm_Ch136

DUT: 332221

Communication System: 802.11a; Frequency: 5680 MHz; Duty Cycle: 1:1.07

Medium: MSL_5G_130412 Medium parameters used: $f = 5680$ MHz; $\sigma = 5.966$ mho/m; $\epsilon_r = 46.634$; $\rho =$

1000 kg/m³

Ambient Temperature : 22.1 °C; Liquid Temperature : 21.1 °C

DASY5 Configuration:

- Probe: EX3DV4 - SN3792; ConvF(3.72, 3.72, 3.72); Calibrated: 2012/6/21;
- Sensor-Surface: 1.4mm (Mechanical Surface Detection)
- Electronics: DAE4 Sn1338; Calibrated: 2012/6/12
- Phantom: ELI 4.0_Front; Type: QDOVA001BB; Serial: 1029
- Measurement SW: DASY52, Version 52.8 (3); SEMCAD X Version 14.6.5 (6469)

Configuration/Ch136/Area Scan (61x151x1): Measurement grid: dx=10mm, dy=10mm

Maximum value of SAR (interpolated) = 1.43 mW/g

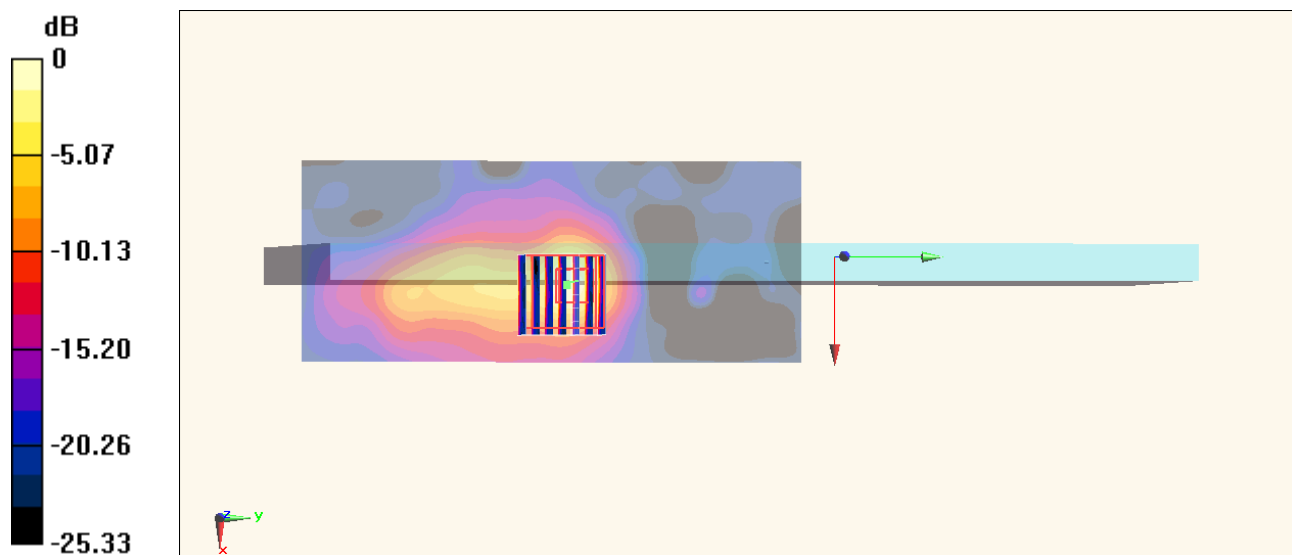
Configuration/Ch136/Zoom Scan (7x7x7)/Cube 0: Measurement grid: dx=4mm, dy=4mm, dz=1.4mm

Reference Value = 18.147 V/m; Power Drift = -0.10 dB

Peak SAR (extrapolated) = 2.818 mW/g

SAR(1 g) = 0.580 mW/g; SAR(10 g) = 0.151 mW/g

Maximum value of SAR (measured) = 1.54 mW/g



0 dB = 1.54 mW/g = 3.75 dB mW/g

#18_WLAN5G_802.11a 6Mbps_Curved surface of Edge1_0cm_Ch100

DUT: 332221

Communication System: 802.11a; Frequency: 5500 MHz; Duty Cycle: 1:1.07

Medium: MSL_5G_130412 Medium parameters used: $f = 5500$ MHz; $\sigma = 5.677$ mho/m; $\epsilon_r = 46.97$; $\rho =$

1000 kg/m³

Ambient Temperature : 22.1 °C; Liquid Temperature : 21.1 °C

DASY5 Configuration:

- Probe: EX3DV4 - SN3792; ConvF(3.81, 3.81, 3.81); Calibrated: 2012/6/21;
- Sensor-Surface: 1.4mm (Mechanical Surface Detection)
- Electronics: DAE4 Sn1338; Calibrated: 2012/6/12
- Phantom: ELI 4.0_Front; Type: QDOVA001BB; Serial: 1029
- Measurement SW: DASY52, Version 52.8 (3); SEMCAD X Version 14.6.5 (6469)

Configuration/Ch100/Area Scan (81x151x1): Measurement grid: dx=10mm, dy=10mm
 Maximum value of SAR (interpolated) = 2.69 mW/g

Configuration/Ch100/Zoom Scan (7x7x7)/Cube 0: Measurement grid: dx=4mm, dy=4mm, dz=1.4mm

Reference Value = 23.244 V/m; Power Drift = -0.04 dB

Peak SAR (extrapolated) = 4.977 mW/g

SAR(1 g) = 0.944 mW/g; SAR(10 g) = 0.339 mW/g

Maximum value of SAR (measured) = 2.44 mW/g

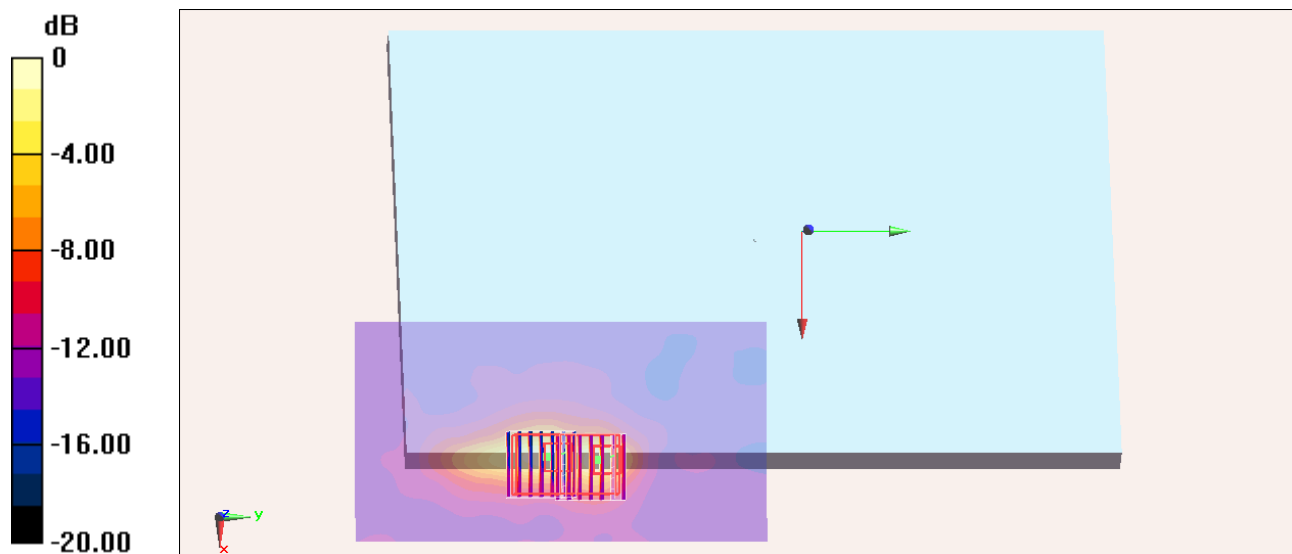
Configuration/Ch100/Zoom Scan (7x7x7)/Cube 1: Measurement grid: dx=4mm, dy=4mm, dz=1.4mm

Reference Value = 23.244 V/m; Power Drift = -0.04 dB

Peak SAR (extrapolated) = 4.715 mW/g

SAR(1 g) = 0.789 mW/g; SAR(10 g) = 0.272 mW/g

Maximum value of SAR (measured) = 2.10 mW/g



0 dB = 2.10 mW/g = 6.44 dB mW/g

#19_WLAN5G_802.11a 6Mbps_Curved surface of Edge1_0cm_Ch112

DUT: 332221

Communication System: 802.11a; Frequency: 5560 MHz; Duty Cycle: 1:1.07

Medium: MSL_5G_130412 Medium parameters used: $f = 5560$ MHz; $\sigma = 5.771$ mho/m; $\epsilon_r = 46.874$; $\rho =$

1000 kg/m³

Ambient Temperature : 22.1 °C; Liquid Temperature : 21.1 °C

DASY5 Configuration:

- Probe: EX3DV4 - SN3792; ConvF(3.72, 3.72, 3.72); Calibrated: 2012/6/21;
- Sensor-Surface: 1.4mm (Mechanical Surface Detection)
- Electronics: DAE4 Sn1338; Calibrated: 2012/6/12
- Phantom: ELI 4.0_Front; Type: QDOVA001BB; Serial: 1029
- Measurement SW: DASY52, Version 52.8 (3); SEMCAD X Version 14.6.5 (6469)

Configuration/Ch112/Area Scan (71x141x1): Measurement grid: dx=10mm, dy=10mm
 Maximum value of SAR (interpolated) = 2.35 mW/g

Configuration/Ch112/Zoom Scan (7x7x7)/Cube 0: Measurement grid: dx=4mm, dy=4mm, dz=1.4mm

Reference Value = 21.511 V/m; Power Drift = 0.11 dB

Peak SAR (extrapolated) = 4.468 mW/g

SAR(1 g) = 0.780 mW/g; SAR(10 g) = 0.232 mW/g

Maximum value of SAR (measured) = 2.14 mW/g

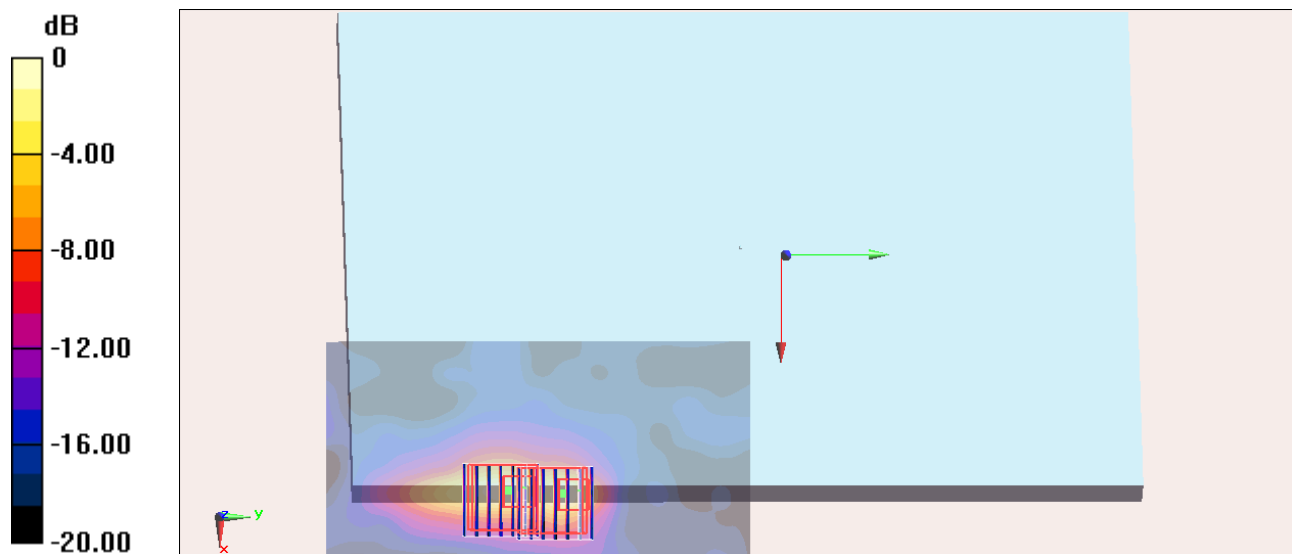
Configuration/Ch112/Zoom Scan (7x7x7)/Cube 1: Measurement grid: dx=4mm, dy=4mm, dz=1.4mm

Reference Value = 21.511 V/m; Power Drift = 0.11 dB

Peak SAR (extrapolated) = 4.389 mW/g

SAR(1 g) = 0.718 mW/g; SAR(10 g) = 0.228 mW/g

Maximum value of SAR (measured) = 1.95 mW/g



0 dB = 1.95 mW/g = 5.80 dB mW/g

#20_WLAN5G_802.11a 6Mbps_Curved surface of Edge1_0cm_Ch136

DUT: 332221

Communication System: 802.11a; Frequency: 5680 MHz; Duty Cycle: 1:1.07

Medium: MSL_5G_130412 Medium parameters used: $f = 5680$ MHz; $\sigma = 5.966$ mho/m; $\epsilon_r = 46.634$; $\rho =$

1000 kg/m³

Ambient Temperature : 22.1 °C; Liquid Temperature : 21.1 °C

DASY5 Configuration:

- Probe: EX3DV4 - SN3792; ConvF(3.72, 3.72, 3.72); Calibrated: 2012/6/21;
- Sensor-Surface: 1.4mm (Mechanical Surface Detection)
- Electronics: DAE4 Sn1338; Calibrated: 2012/6/12
- Phantom: ELI 4.0_Front; Type: QDOVA001BB; Serial: 1029
- Measurement SW: DASY52, Version 52.8 (3); SEMCAD X Version 14.6.5 (6469)

Configuration/Ch136/Area Scan (81x151x1): Measurement grid: dx=10mm, dy=10mm
 Maximum value of SAR (interpolated) = 2.17 mW/g

Configuration/Ch136/Zoom Scan (7x7x7)/Cube 0: Measurement grid: dx=4mm, dy=4mm, dz=1.4mm

Reference Value = 19.623 V/m; Power Drift = 0.09 dB

Peak SAR (extrapolated) = 4.304 mW/g

SAR(1 g) = 0.704 mW/g; SAR(10 g) = 0.216 mW/g

Maximum value of SAR (measured) = 2.00 mW/g

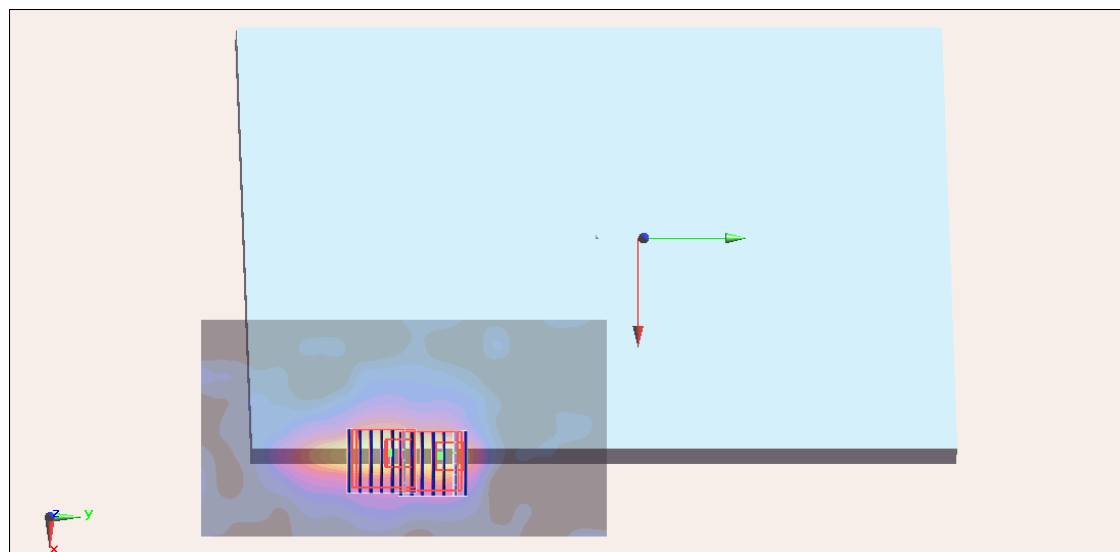
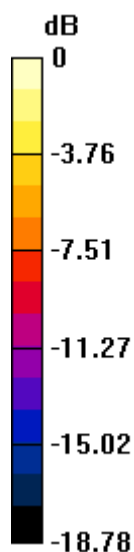
Configuration/Ch136/Zoom Scan (7x7x7)/Cube 1: Measurement grid: dx=4mm, dy=4mm, dz=1.4mm

Reference Value = 19.623 V/m; Power Drift = 0.09 dB

Peak SAR (extrapolated) = 4.335 mW/g

SAR(1 g) = 0.680 mW/g; SAR(10 g) = 0.212 mW/g

Maximum value of SAR (measured) = 1.92 mW/g



0 dB = 1.92 mW/g = 5.67 dB mW/g

#37_WLAN5G_802.11ac-VHT80 MCS0_Edge 1_0cm_Ch106

DUT: 332221

Communication System: 802.11ac; Frequency: 5530 MHz; Duty Cycle: 1:1.298

Medium: MSL_5G_130422 Medium parameters used : $f = 5530$ MHz; $\sigma = 5.763$ S/m; $\epsilon_r = 48.068$; $\rho =$

1000 kg/m³

Ambient Temperature : 22.5 °C; Liquid Temperature : 21.5 °C

DASY5 Configuration:

- Probe: EX3DV4 - SN3697; ConvF(3.91, 3.91, 3.91); Calibrated: 2012/9/28;
- Sensor-Surface: 1.4mm (Mechanical Surface Detection)
- Electronics: DAE4 Sn1279; Calibrated: 2013/1/28
- Phantom: ELI v4.0; Type: QDOVA001BB; Serial: 1173
- Measurement SW: DASY52, Version 52.8 (4); SEMCAD X Version 14.6.8 (7028)

Configuration/Ch106/Area Scan (61x151x1): Interpolated grid: dx=1.000 mm, dy=1.000 mm
Maximum value of SAR (interpolated) = 3.51 W/kg

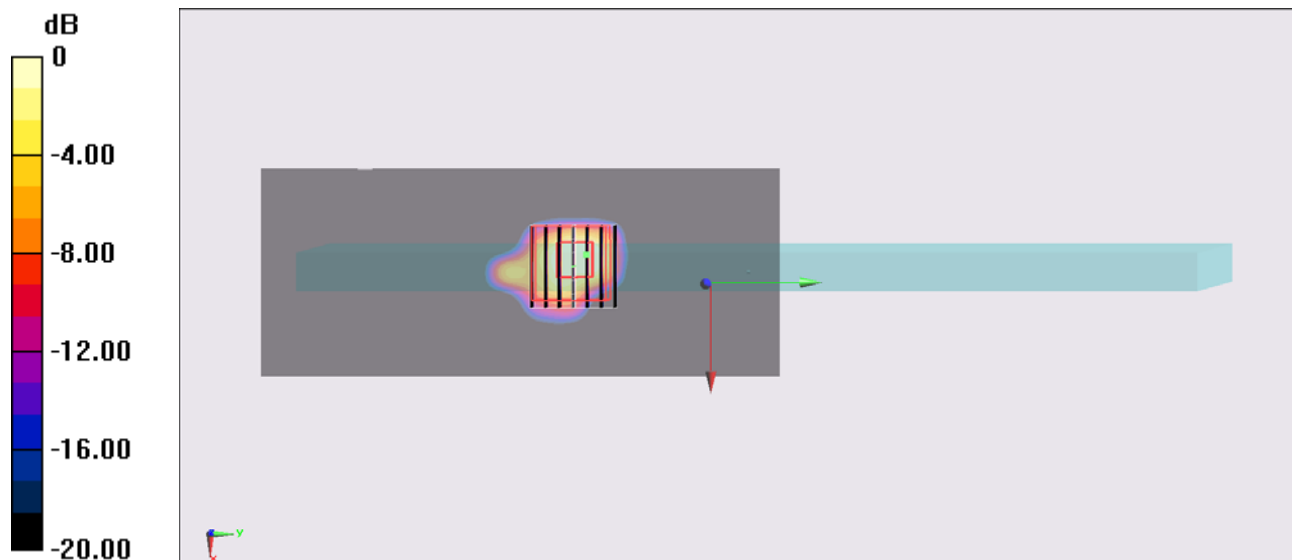
Configuration/Ch106/Zoom Scan (7x7x7)/Cube 0: Measurement grid: dx=4mm, dy=4mm, dz=1.4mm

Reference Value = 19.792 V/m; Power Drift = 0.03 dB

Peak SAR (extrapolated) = 3.49 W/kg

SAR(1 g) = 0.743 W/kg; SAR(10 g) = 0.189 W/kg

Maximum value of SAR (measured) = 1.96 W/kg



0 dB = 1.96 W/kg = 2.92 dBW/kg

#25_WLAN5G_802.11a 6Mbps_Bottom Face_0cm_Ch165

DUT: 332221

Communication System: 802.11a; Frequency: 5825 MHz; Duty Cycle: 1:1.07

Medium: MSL_5G_130412 Medium parameters used: $f = 5825$ MHz; $\sigma = 6.245$ mho/m; $\epsilon_r = 46.374$; $\rho =$

1000 kg/m³

Ambient Temperature : 22.1 °C; Liquid Temperature : 21.1 °C

DASY5 Configuration:

- Probe: EX3DV4 - SN3792; ConvF(3.89, 3.89, 3.89); Calibrated: 2012/6/21;
- Sensor-Surface: 1.4mm (Mechanical Surface Detection)
- Electronics: DAE4 Sn1338; Calibrated: 2012/6/12
- Phantom: ELI 4.0_Front; Type: QDOVA001BB; Serial: 1029
- Measurement SW: DASY52, Version 52.8 (3); SEMCAD X Version 14.6.5 (6469)

Configuration/Ch165/Area Scan (91x151x1): Measurement grid: dx=10mm, dy=10mm
 Maximum value of SAR (interpolated) = 0.856 mW/g

Configuration/Ch165/Zoom Scan (7x7x7)/Cube 0: Measurement grid: dx=4mm, dy=4mm, dz=1.4mm

Reference Value = 14.642 V/m; Power Drift = -0.09 dB

Peak SAR (extrapolated) = 2.148 mW/g

SAR(1 g) = 0.373 mW/g; SAR(10 g) = 0.103 mW/g

Maximum value of SAR (measured) = 1.08 mW/g

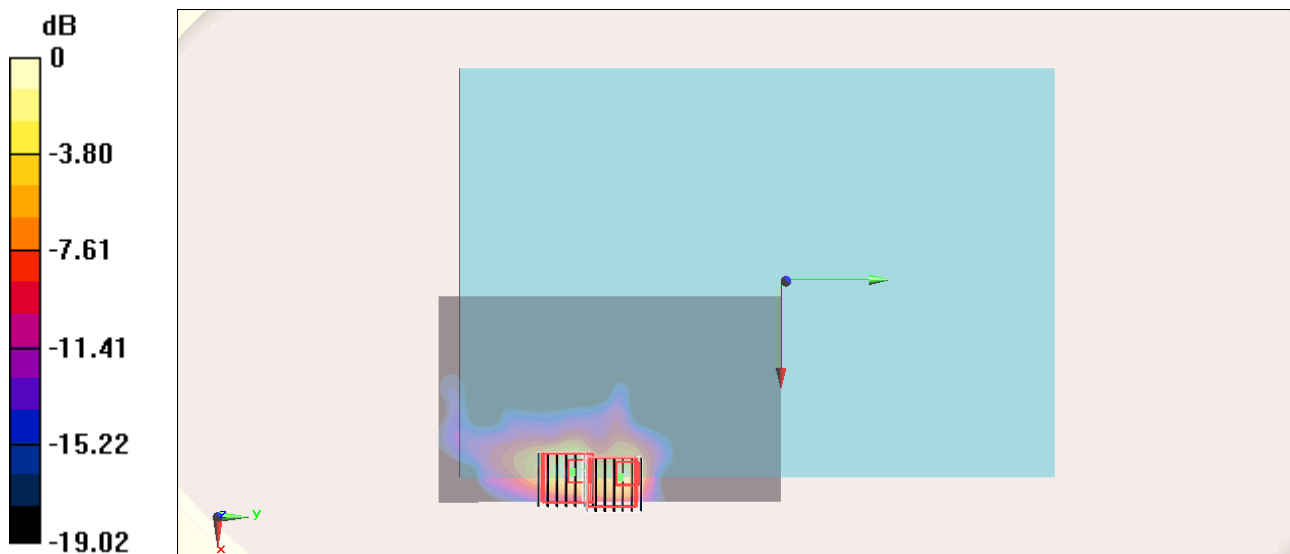
Configuration/Ch165/Zoom Scan (7x7x7)/Cube 1: Measurement grid: dx=4mm, dy=4mm, dz=1.4mm

Reference Value = 14.642 V/m; Power Drift = -0.09 dB

Peak SAR (extrapolated) = 2.109 mW/g

SAR(1 g) = 0.317 mW/g; SAR(10 g) = 0.088 mW/g

Maximum value of SAR (measured) = 0.948 mW/g



0 dB = 0.948 mW/g = -0.46 dB mW/g

#26_WLAN5G_802.11a 6Mbps_Edge 1_0cm_Ch165

DUT: 332221

Communication System: 802.11a; Frequency: 5825 MHz; Duty Cycle: 1:1.07

Medium: MSL_5G_130412 Medium parameters used: $f = 5825$ MHz; $\sigma = 6.245$ mho/m; $\epsilon_r = 46.374$; $\rho =$

1000 kg/m³

Ambient Temperature : 22.1 °C; Liquid Temperature : 21.1 °C

DASY5 Configuration:

- Probe: EX3DV4 - SN3792; ConvF(3.89, 3.89, 3.89); Calibrated: 2012/6/21;
- Sensor-Surface: 1.4mm (Mechanical Surface Detection)
- Electronics: DAE4 Sn1338; Calibrated: 2012/6/12
- Phantom: ELI 4.0_Front; Type: QDOVA001BB; Serial: 1029
- Measurement SW: DASY52, Version 52.8 (3); SEMCAD X Version 14.6.5 (6469)

Configuration/Ch165/Area Scan (61x151x1): Measurement grid: dx=10mm, dy=10mm
Maximum value of SAR (interpolated) = 1.01 mW/g

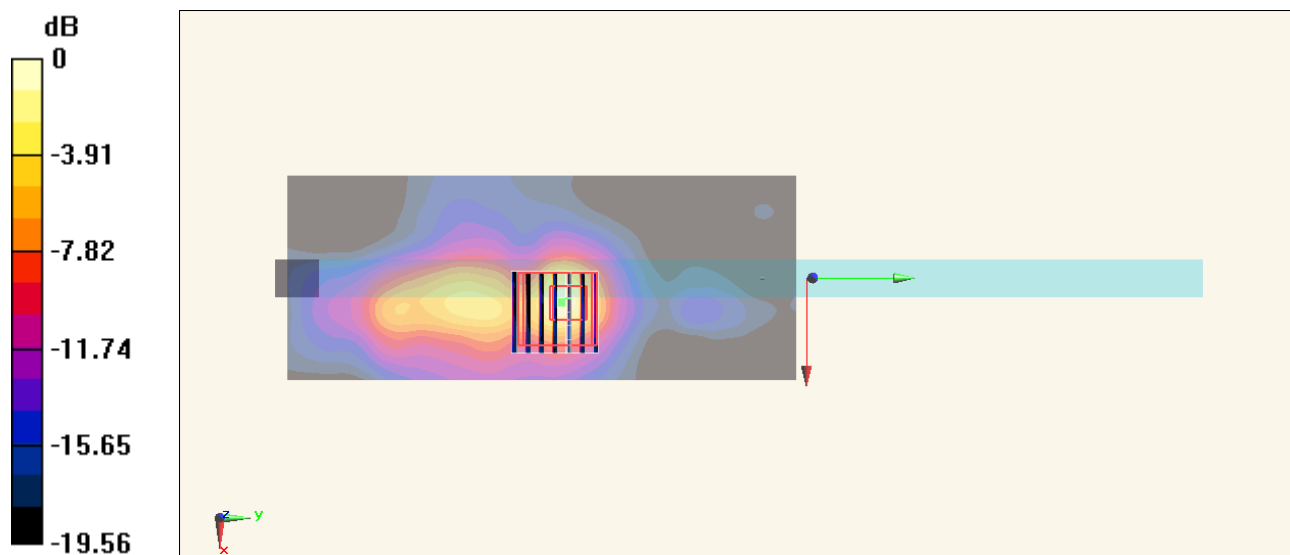
Configuration/Ch165/Zoom Scan (7x7x7)/Cube 0: Measurement grid: dx=4mm, dy=4mm,
dz=1.4mm

Reference Value = 15.409 V/m; Power Drift = -0.04 dB

Peak SAR (extrapolated) = 1.950 mW/g

SAR(1 g) = 0.408 mW/g; SAR(10 g) = 0.109 mW/g

Maximum value of SAR (measured) = 1.08 mW/g



0 dB = 1.08 mW/g = 0.67 dB mW/g

#21_WLAN5G_802.11a 6Mbps_Curved surface of Edge1_0cm_Ch165

DUT: 332221

Communication System: 802.11a; Frequency: 5825 MHz; Duty Cycle: 1:1.07

Medium: MSL_5G_130412 Medium parameters used: $f = 5825$ MHz; $\sigma = 6.245$ mho/m; $\epsilon_r = 46.374$; $\rho =$

1000 kg/m³

Ambient Temperature : 22.1 °C; Liquid Temperature : 21.1 °C

DASY5 Configuration:

- Probe: EX3DV4 - SN3792; ConvF(3.89, 3.89, 3.89); Calibrated: 2012/6/21;
- Sensor-Surface: 1.4mm (Mechanical Surface Detection)
- Electronics: DAE4 Sn1338; Calibrated: 2012/6/12
- Phantom: ELI 4.0_Front; Type: QDOVA001BB; Serial: 1029
- Measurement SW: DASY52, Version 52.8 (3); SEMCAD X Version 14.6.5 (6469)

Configuration/Ch165/Area Scan (81x151x1): Measurement grid: dx=10mm, dy=10mm
 Maximum value of SAR (interpolated) = 2.01 mW/g

Configuration/Ch165/Zoom Scan (7x7x7)/Cube 0: Measurement grid: dx=4mm, dy=4mm, dz=1.4mm

Reference Value = 19.943 V/m; Power Drift = -0.04 dB

Peak SAR (extrapolated) = 3.702 mW/g

SAR(1 g) = 0.625 mW/g; SAR(10 g) = 0.160 mW/g

Maximum value of SAR (measured) = 1.83 mW/g

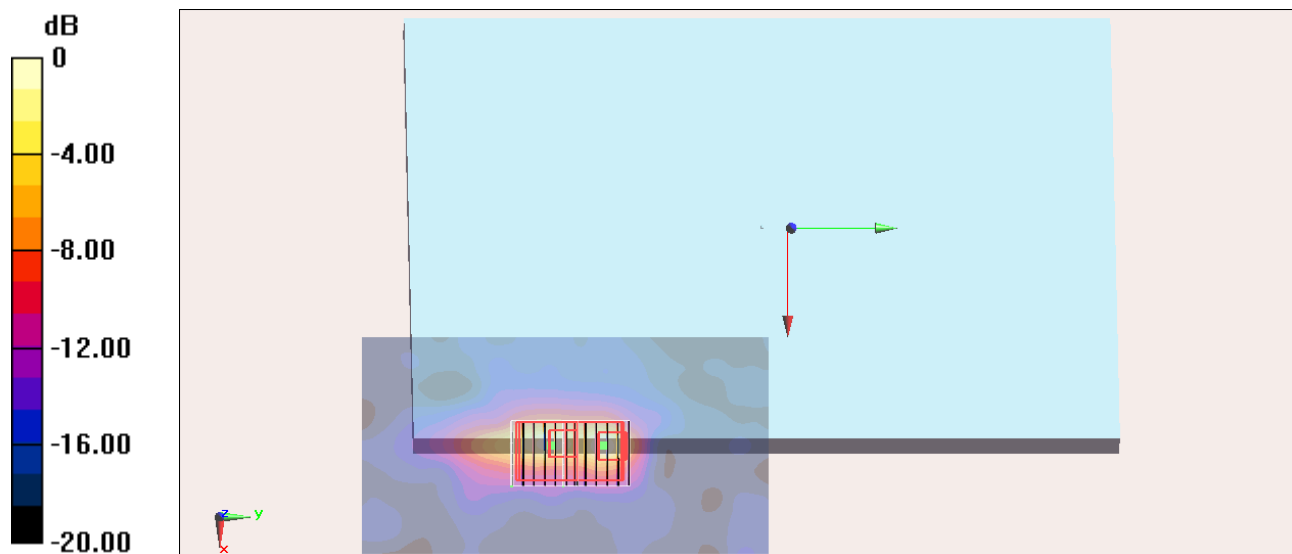
Configuration/Ch165/Zoom Scan (7x7x7)/Cube 1: Measurement grid: dx=4mm, dy=4mm, dz=1.4mm

Reference Value = 19.943 V/m; Power Drift = -0.04 dB

Peak SAR (extrapolated) = 3.489 mW/g

SAR(1 g) = 0.573 mW/g; SAR(10 g) = 0.150 mW/g

Maximum value of SAR (measured) = 1.75 mW/g



0 dB = 1.75 mW/g = 4.86 dB mW/g

#22_WLAN5G_802.11a 6Mbps_Curved surface of Edge1_0cm_Ch153

DUT: 332221

Communication System: 802.11a; Frequency: 5765 MHz; Duty Cycle: 1:1.07

Medium: MSL_5G_130412 Medium parameters used: $f = 5765$ MHz; $\sigma = 6.147$ mho/m; $\epsilon_r = 46.584$; $\rho =$

1000 kg/m³

Ambient Temperature : 22.1 °C; Liquid Temperature : 21.1 °C

DASY5 Configuration:

- Probe: EX3DV4 - SN3792; ConvF(3.89, 3.89, 3.89); Calibrated: 2012/6/21;
- Sensor-Surface: 1.4mm (Mechanical Surface Detection)
- Electronics: DAE4 Sn1338; Calibrated: 2012/6/12
- Phantom: ELI 4.0_Front; Type: QDOVA001BB; Serial: 1029
- Measurement SW: DASY52, Version 52.8 (3); SEMCAD X Version 14.6.5 (6469)

Configuration/Ch153/Area Scan (81x151x1): Measurement grid: dx=10mm, dy=10mm
 Maximum value of SAR (interpolated) = 1.88 mW/g

Configuration/Ch153/Zoom Scan (7x7x7)/Cube 0: Measurement grid: dx=4mm, dy=4mm, dz=1.4mm

Reference Value = 18.306 V/m; Power Drift = 0.06 dB

Peak SAR (extrapolated) = 3.436 mW/g

SAR(1 g) = 0.585 mW/g; SAR(10 g) = 0.161 mW/g

Maximum value of SAR (measured) = 1.74 mW/g

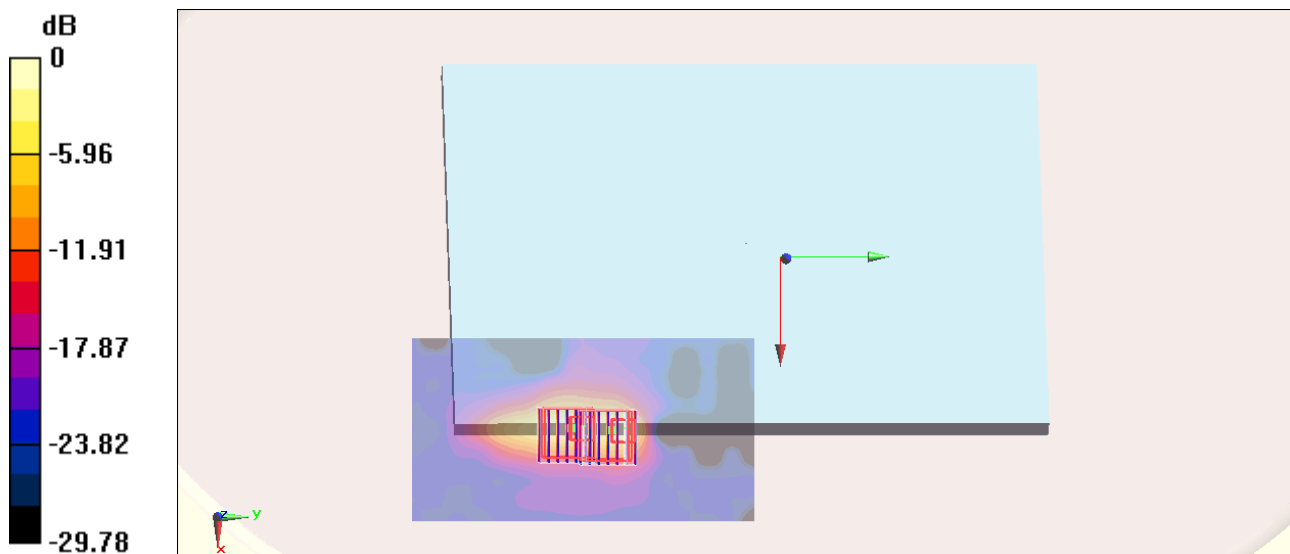
Configuration/Ch153/Zoom Scan (7x7x7)/Cube 1: Measurement grid: dx=4mm, dy=4mm, dz=1.4mm

Reference Value = 18.306 V/m; Power Drift = 0.06 dB

Peak SAR (extrapolated) = 3.505 mW/g

SAR(1 g) = 0.582 mW/g; SAR(10 g) = 0.159 mW/g

Maximum value of SAR (measured) = 1.71 mW/g



0 dB = 1.71 mW/g = 4.66 dB mW/g

#23_WLAN5G_802.11a 6Mbps_Curved surface of Edge1_0cm_Ch157

DUT: 332221

Communication System: 802.11a; Frequency: 5785 MHz; Duty Cycle: 1:1.07

Medium: MSL_5G_130412 Medium parameters used: $f = 5785$ MHz; $\sigma = 6.165$ mho/m; $\epsilon_r = 46.498$; $\rho =$

1000 kg/m³

Ambient Temperature : 22.1 °C; Liquid Temperature : 21.1 °C

DASY5 Configuration:

- Probe: EX3DV4 - SN3792; ConvF(3.89, 3.89, 3.89); Calibrated: 2012/6/21;
- Sensor-Surface: 1.4mm (Mechanical Surface Detection)
- Electronics: DAE4 Sn1338; Calibrated: 2012/6/12
- Phantom: ELI 4.0_Front; Type: QDOVA001BB; Serial: 1029
- Measurement SW: DASY52, Version 52.8 (3); SEMCAD X Version 14.6.5 (6469)

Configuration/Ch157/Area Scan (81x151x1): Measurement grid: dx=10mm, dy=10mm
 Maximum value of SAR (interpolated) = 1.89 mW/g

Configuration/Ch157/Zoom Scan (7x7x7)/Cube 0: Measurement grid: dx=4mm, dy=4mm, dz=1.4mm

Reference Value = 18.361 V/m; Power Drift = 0.04 dB

Peak SAR (extrapolated) = 3.445 mW/g

SAR(1 g) = 0.593 mW/g; SAR(10 g) = 0.162 mW/g

Maximum value of SAR (measured) = 1.77 mW/g

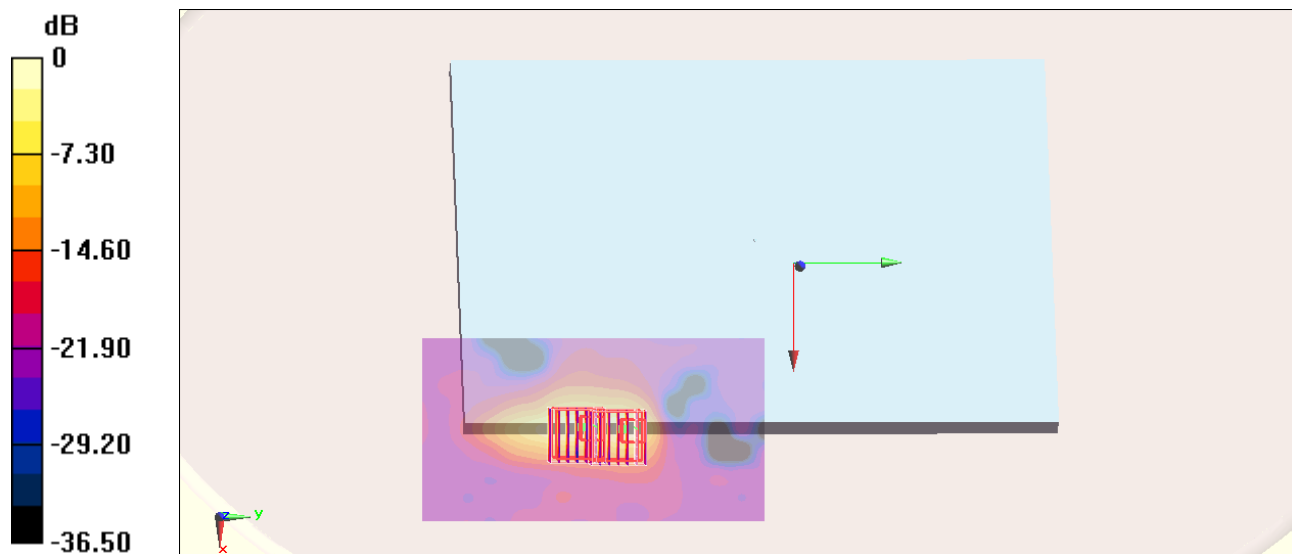
Configuration/Ch157/Zoom Scan (7x7x7)/Cube 1: Measurement grid: dx=4mm, dy=4mm, dz=1.4mm

Reference Value = 18.361 V/m; Power Drift = 0.04 dB

Peak SAR (extrapolated) = 3.547 mW/g

SAR(1 g) = 0.575 mW/g; SAR(10 g) = 0.152 mW/g

Maximum value of SAR (measured) = 1.69 mW/g



0 dB = 1.69 mW/g = 4.56 dB mW/g

#38_WLAN5G_802.11ac-VHT80 MCS0_Curved surface of Edge1_0cm_Ch155

DUT: 332221

Communication System: 802.11ac; Frequency: 5775 MHz; Duty Cycle: 1:1.298

Medium: MSL_5G_130422 Medium parameters used : $f = 5775$ MHz; $\sigma = 6.094$ S/m; $\epsilon_r = 47.48$; $\rho =$

1000 kg/m³

Ambient Temperature : 22.5 °C; Liquid Temperature : 21.5 °C

DASY5 Configuration:

- Probe: EX3DV4 - SN3697; ConvF(4.06, 4.06, 4.06); Calibrated: 2012/9/28;
- Sensor-Surface: 1.4mm (Mechanical Surface Detection)
- Electronics: DAE4 Sn1279; Calibrated: 2013/1/28
- Phantom: ELI v4.0; Type: QDOVA001BB; Serial: 1173
- Measurement SW: DASY52, Version 52.8 (4); SEMCAD X Version 14.6.8 (7028)

Configuration/Ch155/Area Scan (61x141x1): Interpolated grid: dx=1.000 mm, dy=1.000 mm
Maximum value of SAR (interpolated) = 1.20 W/kg

Configuration/Ch155/Zoom Scan (7x7x7)/Cube 0: Measurement grid: dx=4mm, dy=4mm, dz=1.4mm

Reference Value = 13.142 V/m; Power Drift = 0.10 dB

Peak SAR (extrapolated) = 2.47 W/kg

SAR(1 g) = 0.430 W/kg; SAR(10 g) = 0.110 W/kg

Maximum value of SAR (measured) = 1.39 W/kg

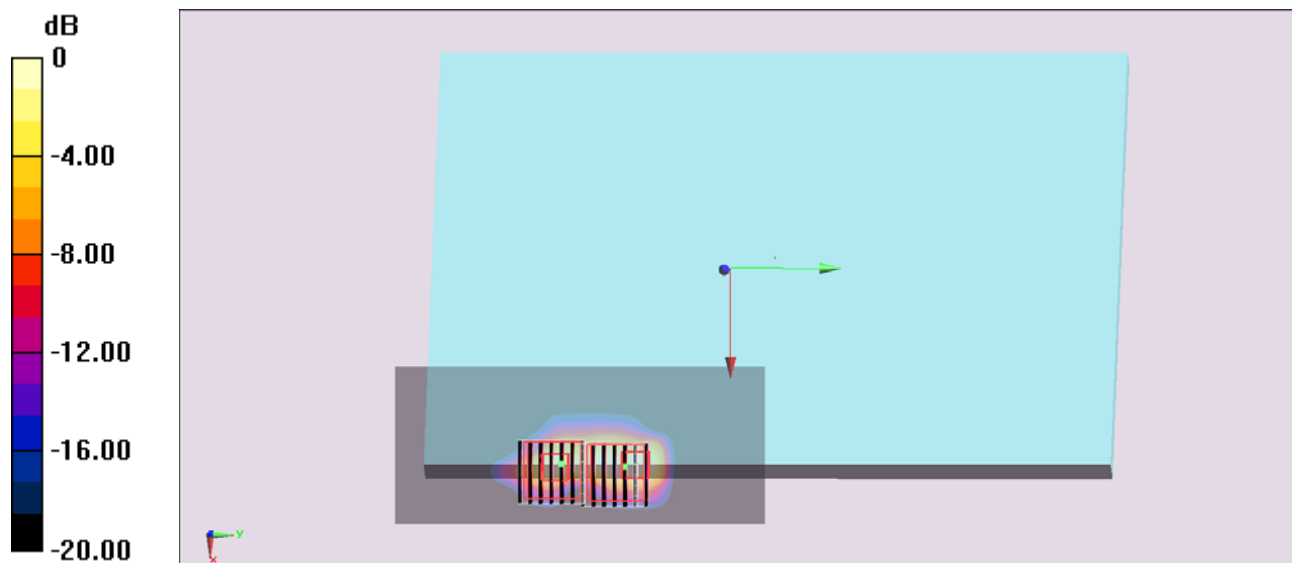
Configuration/Ch155/Zoom Scan (7x7x7)/Cube 1: Measurement grid: dx=4mm, dy=4mm, dz=1.4mm

Reference Value = 13.142 V/m; Power Drift = 0.10 dB

Peak SAR (extrapolated) = 2.09 W/kg

SAR(1 g) = 0.274 W/kg; SAR(10 g) = 0.071 W/kg

Maximum value of SAR (measured) = 1.08 W/kg



0 dB = 1.08 W/kg = 0.33 dBW/kg