

APPLICATION FOR CERTIFICATION

On Behalf of

Pegatron Corporation

WL-266N22-Duband

Model No. : WL-266N22

FCC ID : VUI-WL266N22BGN

Brand : Pegatron

Prepared for : Pegatron Corporation
5F., No. 76, Ligong ST., Beitou District,
Taipei City 112, Taiwan

Prepared by : AUDIX Technology Corporation
EMC Department
No. 53-11, Tin-Fu Tsun, Lin-Kou Hsiang,
Taipei Hsien, Taiwan

Tel : (02) 2609-9301, 2609-2133

Fax: (02) 2609-9303

File Number : C1M1012001

Report Number : EM-F991204

Date of Test : Dec. 10, 2010

Date of Report : Dec. 13, 2010

TABLE OF CONTENTS

Description	Page
TEST REPORT CERTIFICATION	4
1. GENERAL INFORMATION	5
1.1. Description of Device (EUT).....	5
1.2. Tested Supporting System Details.....	6
1.3. Description of Test Facility	8
1.4. Measurement Uncertainty.....	9
2. CONDUCTED EMISSION MEASUREMENT	10
2.1. Test Equipment.....	10
2.2. Block Diagram of Test Setup.....	10
2.3. Conducted Emission Limits (§15.207)	10
2.4. Operating Condition of EUT	11
2.5. Test Procedure	11
2.6. Conducted Emission Measurement Results.....	11
3. RADIATED EMISSION MEASUREMENT	14
3.1. Test Equipment.....	14
3.2. Test Setup	14
3.3. Radiated Emission Limits (§15.209)	16
3.4. Operating Condition of EUT	16
3.5. Test Procedure	17
3.6. Test Results.....	18
4. 6dB BANDWIDTH MEASUREMENT	77
4.1. Test Equipment.....	77
4.2. Block Diagram of Test Setup.....	77
4.3. Specification Limits (§15.247(a)(2))	77
4.4. Operating Condition of EUT	77
4.5. Test Procedure	77
4.6. Test Results.....	78
5. MAXIMUM PEAK OUTPUT POWER MEASUREMENT	85
5.1. Test Equipment.....	85
5.2. Block Diagram of Test Setup.....	85
5.3. Specification Limits (§15.247(b)-(3)).....	85
5.4. Operating Condition of EUT	86
5.5. Test Procedure	86
5.6. Test Results.....	86
6. EMISSION LIMITATIONS MEASUREMENT	90
6.1. Test Equipment.....	90
6.2. Block Diagram of Test Setup.....	90
6.3. Specification Limits (§15.247(c)).....	90
6.4. Operating Condition of EUT	90
6.5. Test Procedure	90
6.6. Test Results.....	91
7. BAND EDGES MEASUREMENT	98
7.1. Test Equipment.....	98
7.2. Block Diagram of Test Setup.....	98
7.3. Specification Limits (§15.247(c)).....	98
7.4. Operating Condition of EUT	98
7.5. Test Procedure	98
7.6. Test Results.....	98

- 8. POWER SPECTRAL DENSITY MEASUREMENT 104**
 - 8.1. Test Equipment..... 104
 - 8.2. Block Diagram of Test Setup..... 104
 - 8.3. Specification Limits (§15.247(d))..... 104
 - 8.4. Operating Condition of EUT 104
 - 8.5. Test Procedure 104
 - 8.6. Test Results..... 105
- 9. DEVIATION TO TEST SPECIFICATIONS..... 117**
- 10. PHOTOGRAPHS..... 118**
 - 10.1. Photos of Conducted Disturbance Measurement..... 118
 - 10.2. Photos of Radiated Measurement at Semi-Anechoic Chamber 119
 - 10.3. Photo of Section RF Conducted Measurement 120
 - 10.4. Photo of Maximum Peak Output Measurement..... 120

TEST REPORT CERTIFICATION

Applicant : Pegatron Corporation
 Manufacturer : Pegatron Corporation
 EUT Description : WL-266N22-Duband
FCC ID : VUI-WL266N22BGN
 (A) Model No. : WL-266N22
 (B) Serial No. : N/A
 (C) Brand : Pegatron
 (D) Power Supply : DC 5V (Powered by Notebook PC or MirrorOP-Mac2TV)

Measurement Procedure Used:

FCC Rules and Regulations Part 15 Subpart C, Oct. 2009
 And ANSI C63.4/2003

(FCC 47 CFR Part 15C, §15.205 and §15.207 and §15.209 and §15.247)

The device described above was tested by AUDIX Technology Corporation to determine the maximum emission levels emanating from the device. The maximum emission levels were compared to the FCC Part 15 Subpart C limits.

The measurement results are contained in this test report and AUDIX Technology Corporation is assumed full responsibility for the accuracy and completeness of these measurements. Also, this report shows that the EUT to be technically compliant with the requirements of FCC Part 15 standards.


This report applies to above tested sample only. This report shall not be reproduced in part without written approval of AUDIX Technology Corporation.

Date of Test: Dec. 10. 27, 2010

Date of Report: Dec. 13, 2010

Producer: 
 (Tina Huang/Administrator)

Reviewer: 
 (Henning Chang/Supervisor)

Signatory: 
 (Ben Cheng/Manager)

1. GENERAL INFORMATION

1.1. Description of Device (EUT)

Description	:	WL-266N22-Duband This module was put into the MirrorOP-Mac2TV, that models are MCTiVia, PConTV, Mac2TV, ATF-PCM-11N, WL-922, WGA-250, TellyBea. The all models are in marking purpose difference. The MirrorOP-Mac2TV, model WL-922 (EUT within) is test in this report.
Model Number	:	WL-266N22
Serial Number	:	N/A
Brand	:	Pegatron
FCC ID	:	VUI-WL266N22BGN
Applicant	:	Pegatron Corporation 5F., No. 76, Ligong St., Beitou District, Taipei City 112, Taiwan
Manufacturer	:	Pegatron Corporation 5F., No. 76, Ligong St., Beitou District, Taipei City 112, Taiwan
Fundamental Range	:	2400MHz ~ 2483.5MHz
Frequency Channel	:	802.11b/g: 11 channels 802.11n-HT20: 11 channels 802.11n-HT40: 7 channels
Radio Technology	:	802.11b: DSSS Modulation (DBPSK/DQPSK/CCK) 802.11g/n: OFDM Modulation (BPSK/QPSK/16QAM/64QAM)
Data Transfer Rate	:	802.11b: 1/2/5.5/11Mbps 802.11g: 6/9/12/18/24/36/48/54Mbps 802.11n: up to 150Mbps
Antenna Gain	:	1.38dBi (Peak)
Power Cord	:	Non-Shielded, Detachable, 1.8m

Date of Receipt of Sample : Nov. 30, 2010

Date of Test : Dec. 10, 2010

Antenna Information

Antenna Part Number	Manufacture	Antenna Type	Peak Gain W/ Cable loss (dBi)	
			Frequency (MHz)	Max Gain (dBi)
H-Plan	WanShi	Dipole Antenna	2.4GHz	1.67dBi (peak)
			2.45GHz	1.38dBi (peak)
			2.5GHz	1.40dBi (peak)
E-Plan	WanShi	Dipole Antenna	2.4GHz	1.60dBi (peak)
			2.45GHz	1.33dBi (peak)
			2.5GHz	1.97dBi (peak)

1.2. Tested Supporting System Details

【For Conducted Emission Measurement】

1.2.1. MirrorOP-Mac2TV (EUT INSIDE)

Model Number : WL-922
 Serial Number : N/A
 FCC ID : By DoC
 Brand : Awind Inc
 Switching Power : DVE, M/N: DSC-6PFA-05 FUS 050100
 Supply : FCC By DoC
 Power Cord: Non-Shielded, Undetachable, 1.8m

1.2.2. NOTEBOOK PC

Model Number : ER sample
 Serial Number : 101PEX267658
 Manufacturer : Pegatron
 WLAN Module : MAC, 7071BC67FEC8
 LAN Cable : Non-Shielded, Detachable, 2.0m
 AC Adapter : Delta, M/N APD-90SB BB
 I/P: 100-240Vac,, 1.5A, 50/60Hz
 O/P: 19V, 4.74A
 Cable: Non-Shielded, Detachable, 1.8m
 AC Power Cord : Non-Shielded, Detachable, 0.9m

1.2.3. LCD TV

Model Number : VIZIO VX20L HDTV
 Serial Number : LSAAAAG4719229
 FCC ID : By DoC
 BSMI ID : R31421
 Manufacturer : VIZIO
 HDMI Cable : Shielded, Detachable, 1.5m
 Power Cord : Non-Shielded, Detachable, 1.8m

【For RF Conducted Measurement】

1.2.9. USB DOCKING

USB Cable : Non-Shielded, Undetachable, 1.8m

1.2.10. NOTEBOOK PC

Model Number : PP2170

Serial Number : N/A

FCC ID : By DoC

BSMI ID : 33001

Brand : hp

AC Adapter : COMPAQ, M/N:Series PPP009L

FCC By DoC

DC Cord: Non-Shielded, Undetachable, 1.8m

Power Cord : Non-Shielded, Detachable, 1.8m

1.3. Description of Test Facility

Name of Firm : **AUDIX Technology Corporation**
EMC Department
No. 53-11, Tin-Fu Tsun, Lin-Kou Hsiang,
Taipei Hsien, Taiwan

Test Site : **No. 3 Shielded Room**
(C3/Semi-AC) No. 67-4, Tin-Fu Tsun, Lin-Kou Hsiang
Taipei Hsien, Taiwan

Semi-Anechoic Chamber

No. 53-11, Tin-Fu Tsun, Lin-Kou, Hsiang,
Taipei Hsien, Taiwan

May 14, 2009 Renewal on

Federal Communication Commission

Registration Number: 90993

NVLAP Lab. Code : 200077-0

TAF Accreditation No : 1724

1.4. Measurement Uncertainty

Test Item	Frequency Range	Uncertainty (dB)
Conduction Test	150kHz~30MHz	±1.73dB
Radiation Test (Distance: 3m)	30MHz~300MHz	± 2.91dB
	300MHz~1000MHz	± 2.74dB
	Above 1GHz	± 5.02dB

Remark : Uncertainty = $ku_c(y)$

Test Item	Uncertainty
6dB Bandwidth	± 0.05kHz
Emission Limitations	± 0.13dB
Maximum peak output power	± 0.33dBm
Band edges	± 0.13dB
Power spectral density	± 0.13dB

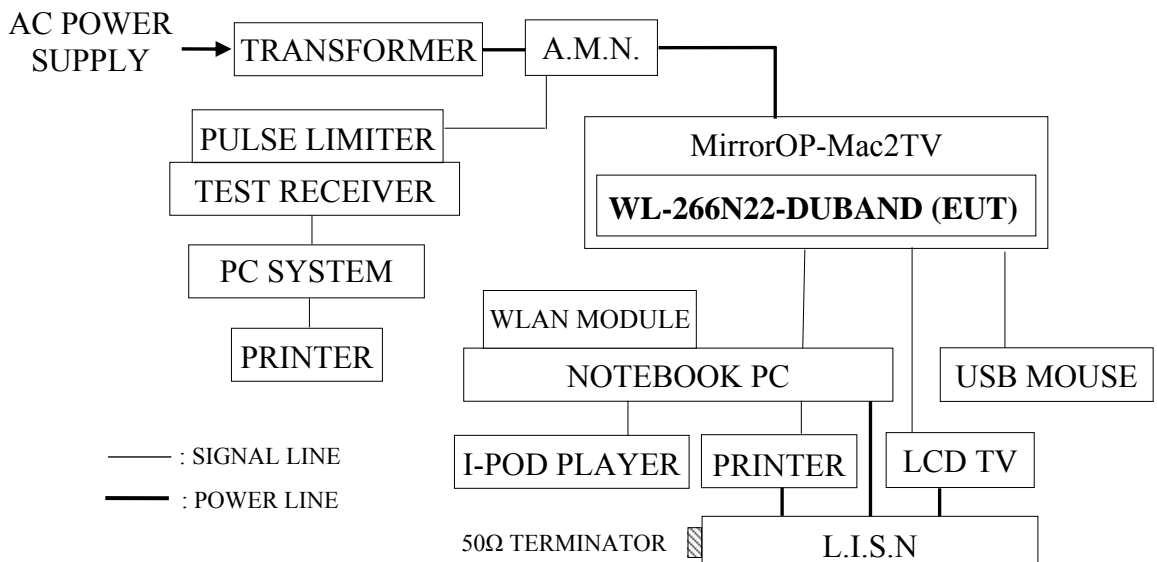
2. CONDUCTED EMISSION MEASUREMENT

2.1. Test Equipment

The following test equipment was used during the conducted emission measurement :
(No. 3 Shielded Room)

Item	Type	Manufacturer	Model No.	Serial No.	Last Cal.	Next Cal.
1.	Test Receiver	R & S	ESCS 30	100337	Apr. 08, 10'	Apr. 07, 11'
2.	A.M.N.	Kyoritsu	KNW-244C	8-1373-5	Jul. 21, 10'	Jul. 20, 11'
3.	L.I.S.N.	Kyoritsu	KNW-407	8-1370-9	Jun. 09, 10'	Jun. 08, 11'
4.	Pulse Limiter	R & S	ESH3Z2	100041	Feb. 08, 10'	Feb. 07, 11'

2.2. Block Diagram of Test Setup



2.3. Conducted Emission Limits (§15.207)

Frequency	Maximum RF Line Voltage	
	Quasi-Peak Level	Average Level
150kHz ~ 500kHz	66 ~ 56 dB μ V	56 ~ 46 dB μ V
500kHz ~ 5MHz	56 dB μ V	46 dB μ V
5MHz ~ 30MHz	60 dB μ V	50 dB μ V

Remark 1.: If the average limit is met when using a Quasi-Peak detector, the EUT shall be deemed to meet both limits and measurement with the average detector is unnecessary.

2.: The lower limit applies at the band edges.

2.4. Operating Condition of EUT

- 2.4.1. Set up the EUT and simulator as shown on 3.2.
- 2.4.2. Turn on the power of all equipment.
- 2.4.3. The Notebook PC was running test software “Putty.exe” to set EUT (WL-266N22-Duband) on transmitting and receiving during all testing.

2.5. Test Procedure

The EUT (within MirrorOP-Mac2TV) was put on table which was above the ground by 80cm and MirrorOP-Mac2TV’s adapter connected to the AC mains through an Artificial Mains Network (A.M.N.). The other peripheral devices power cord connected to the power mains through a line impedance stabilization network (L.I.S.N.). This provided a 50 ohm coupling impedance for the measuring equipment. (Please refer to the block diagram of the test setup and photographs.) Both sides of A.C. line were checked for maximum conducted interference. In order to find the maximum emission, the relative positions simulators of the interface cables should be manipulated according to FCC ANSI C63.4-2003 regulation during conducted measurement.

The bandwidth of the R&S Test Receiver ESCS30 was set at 9kHz.

The frequency range from 150kHz to 30MHz was checked.

All the final readings from Test Receiver were measured with the Quasi-Peak detector and Average detector. Remark: If the Average limit is met when using a Quasi-Peak detector, the Average detector is unnecessary)

2.6. Conducted Emission Measurement Results

PASSED.

(All the emissions not reported below are too low against the prescribed limits.)

EUT (within MirrorOP-Mac2TV) was measured during this section testing and all the test results are listed in the next pages.

EUT : WL-266N22-Duband M/N : WL-266N22

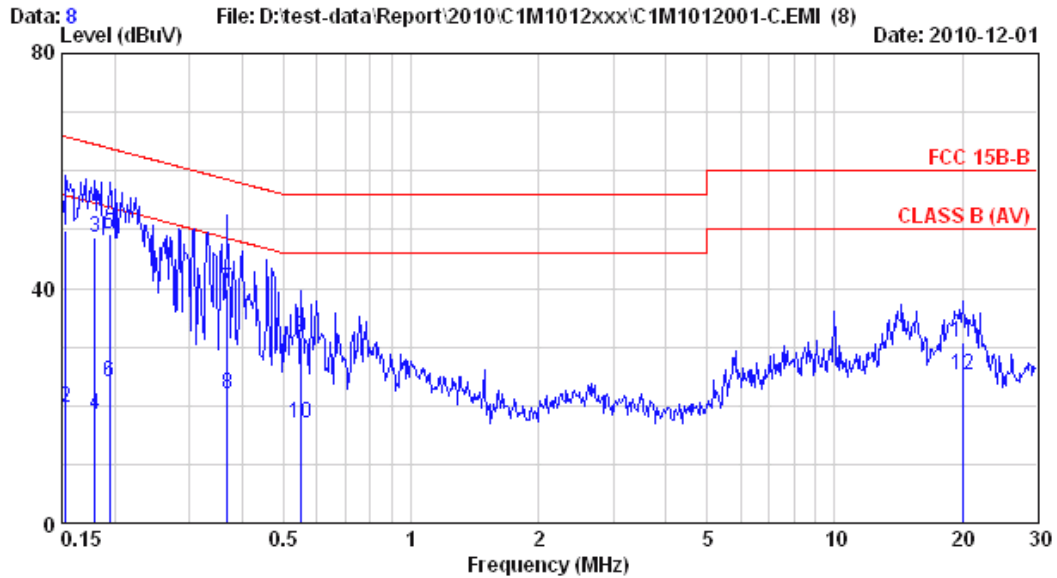
Test Date : Dec. 01, 2010 Temperature : 20°C Humidity : 50%

The details is as follows :

Mode	Reference Data No.	
	Neutral	Line
1.	# 8	# 7



AUDIX TECHNOLOGY Corp. EMC Laboratory
 No.53-11, Tin-fu Tsun, Lin-kou Hsiang, Taipei
 County, Taiwan R.O.C. Post Code:24443
 Tel:+886-2-26092133 Fax:+886-2-26099303
 Email:emc@audixtech.com



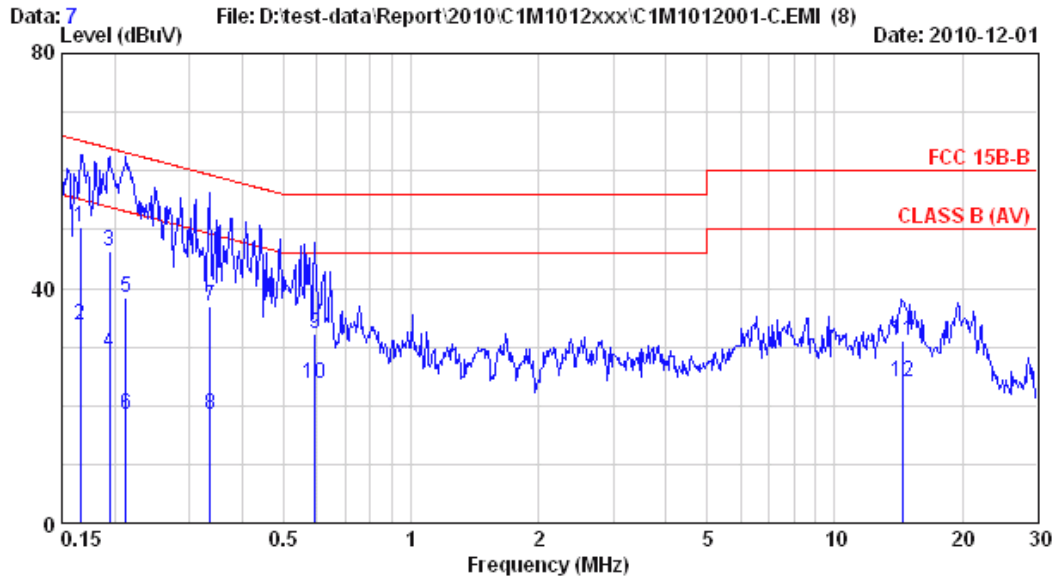
Site : NO.3 Shielded Room Data : 8
 Condition : KNW-244C Phase : NEUTRAL
 Limit : FCC 15B-B
 Env. / Ins. : 20°C / 50% ESCS 30 (337) Engineer: Edward
 EUT M/N : WL-266N22
 Power Rating : 120Vac / 60Hz
 Test Mode : OPERATING

	Freq. (MHz)	AMN Factor (dB)	Cable Loss (dB)	Reading (dBµV)	Emission Level (dBµV)	Limits (dBµV)	Margin (dB)	Remark
1	0.153	0.14	0.20	49.51	49.85	65.82	15.98	QP
2	0.153	0.14	0.20	19.28	19.62	55.82	36.21	AVERAGE
3	0.180	0.12	0.20	48.28	48.60	64.50	15.91	QP
4	0.180	0.12	0.20	18.22	18.54	54.50	35.97	AVERAGE
5	0.194	0.10	0.20	48.93	49.23	63.84	14.61	QP
6	0.194	0.10	0.20	23.80	24.10	53.84	29.74	AVERAGE
7	0.369	0.10	0.20	39.45	39.75	58.52	18.77	QP
8	0.369	0.10	0.20	21.67	21.97	48.52	26.55	AVERAGE
9	0.552	0.10	0.20	31.36	31.66	56.00	24.34	QP
10	0.552	0.10	0.20	16.66	16.96	46.00	29.04	AVERAGE
11	20.162	0.39	0.70	29.78	30.87	60.00	29.13	QP
12	20.162	0.39	0.70	24.24	25.33	50.00	24.67	AVERAGE

Remarks: 1.Emission Level= AMN Factor + Cable Loss + Reading.
 2.If the average limit is met when using a quasi-peak detector ,the EUT shall be deemed to meet both limits and measurement with average detector is unnecessary.



AUDIX TECHNOLOGY Corp. EMC Laboratory
 No.53-11, Tin-fu Tsun, Lin-kou Hsiang, Taipei
 County, Taiwan R.O.C. Post Code:24443
 Tel:+886-2-26092133 Fax:+886-2-26099303
 Email:emc@audixtech.com



Site : NO.3 Shielded Room Data : 7
 Condition : KNW-244C Phase : LINE
 Limit : FCC 15B-B
 Env. / Ins. : 20°C / 50% ESCS 30 (337) Engineer: Edward
 EUT M/N : WL-266N22
 Power Rating : 120Vac / 60Hz
 Test Mode : OPERATING
 ADP:DVE

	Freq. (MHz)	AMN Factor (dB)	Cable Loss (dB)	Reading (dBuV)	Emission Level (dBuV)	Limits (dBuV)	Margin (dB)	Remark
1	0.166	0.13	0.20	50.13	50.46	65.16	14.71	QP
2	0.166	0.13	0.20	33.38	33.71	55.16	21.46	AVERAGE
3	0.194	0.10	0.20	46.11	46.41	63.84	17.43	QP
4	0.194	0.10	0.20	28.59	28.89	53.84	24.95	AVERAGE
5	0.213	0.10	0.20	38.10	38.40	63.10	24.70	QP
6	0.213	0.10	0.20	18.13	18.43	53.10	34.67	AVERAGE
7	0.336	0.10	0.20	36.48	36.78	59.31	22.53	QP
8	0.336	0.10	0.20	18.14	18.44	49.31	30.87	AVERAGE
9	0.595	0.10	0.20	32.03	32.33	56.00	23.67	QP
10	0.595	0.10	0.20	23.51	23.81	46.00	22.19	AVERAGE
11	14.440	0.40	0.70	29.83	30.93	60.00	29.07	QP
12	14.440	0.40	0.70	22.95	24.05	50.00	25.95	AVERAGE

Remarks: 1.Emission Level= AMN Factor + Cable Loss + Reading.
 2.If the average limit is met when using a quasi-peak detector ,the EUT shall be deemed to meet both limits and measurement with average detector is unnecessary.

3. RADIATED EMISSION MEASUREMENT

3.1. Test Equipment

The following test equipment was used during the radiated emission measurement:

3.1.1. For Frequency Range 30MHz~1000MHz (at Semi-Anechoic Chamber)

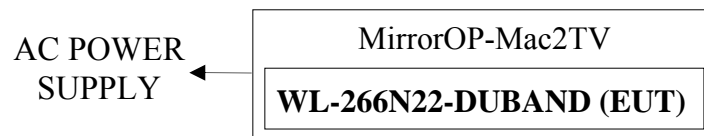
Item	Type	Manufacturer	Model No.	Serial No.	Last Cal.	Next Cal.
1.	Spectrum Analyzer	Agilent	N9020A	MY48011687	Aug. 04, 10'	Aug. 03, 11'
2.	Test Receiver	R & S	ESCS30	100338	Jul. 08, 10'	Jul. 07, 11'
3.	Amplifier	HP	8447D	2944A06305	Feb. 03, 10'	Feb. 02, 11'
4.	Log Periodic Antenna	Schwarzbeck	UHALP 9108-A	0810	Mar. 13, 10'	Mar. 12, 11'
5.	Biconical Antenna	CHASE	VBA6106A	1264	Mar. 13, 10'	Mar. 12, 11'

3.1.2. For Frequency Above 1GHz (at Semi-Anechoic Chamber)

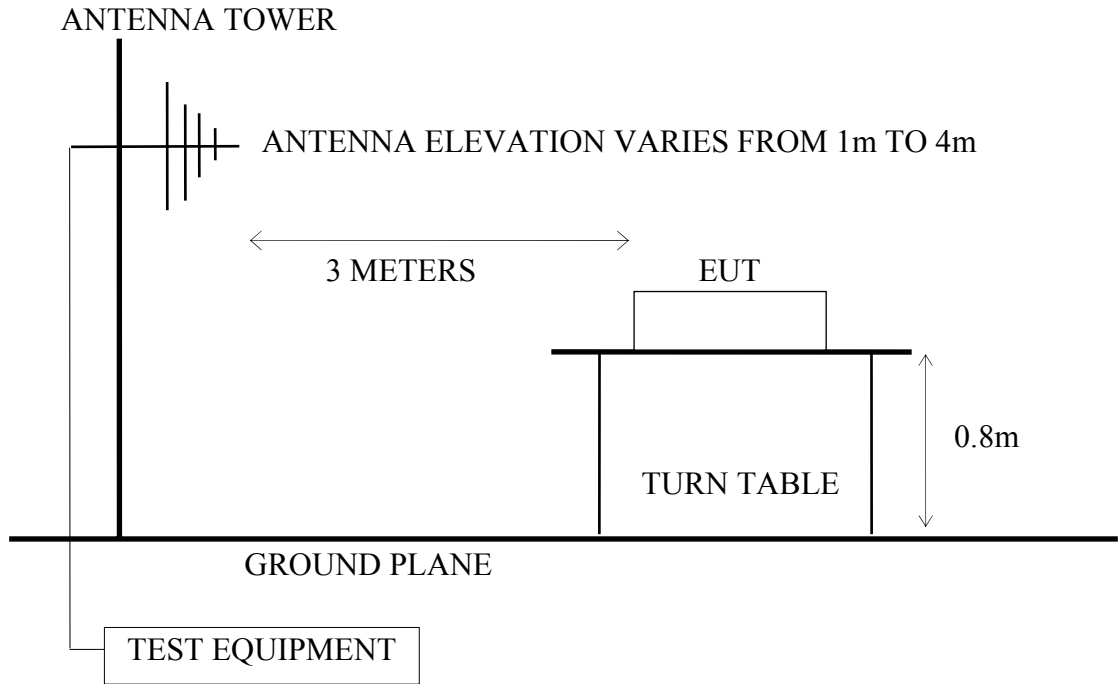
Item	Type	Manufacturer	Model No.	Serial No.	Last Cal.	Next Cal.
1.	Spectrum Analyzer	Agilent	N9020A	MY48011687	Aug. 04, 10'	Aug. 03, 11'
2.	Test Receiver	R & S	ESCS30	100338	Jul. 08, 10'	Jul. 07, 11'
3.	Amplifier	HP	8449B	3008A00529	Dec. 15, 09'	Dec. 14, 10'
4.	2.4GHz Notch Filter	EWT	EWT-14-00 70-R1	G2	Dec. 04, 10'	Dec. 03, 11'
5.	3.5G High Pass Filter	HP	84300-8003 8	005	Jan. 06, 10'	Jan. 05, 11'
6.	Horn Antenna	EMCO	3115	9112-3775	May 10, 10'	May 09, 11'
7.	Horn Antenna	EMCO	3116	2653	Oct. 02, 09'	Oct. 01, 10'

3.2. Test Setup

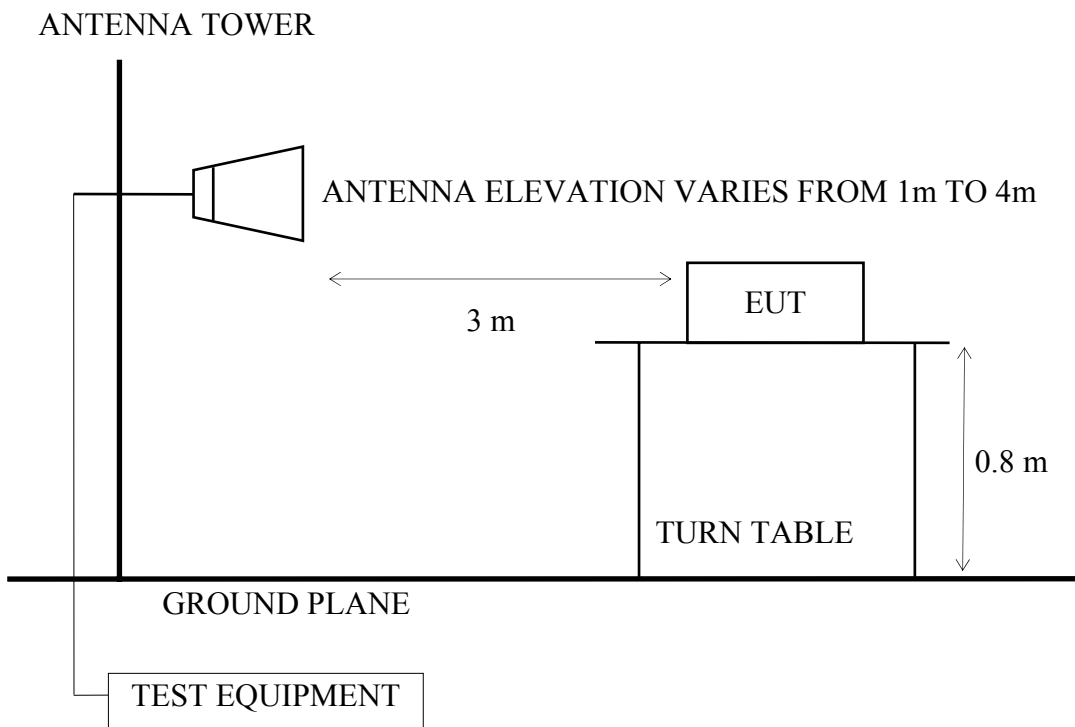
3.2.1. Block Diagram of connection between EUT and simulators



3.2.2.Semi-Anechoic Chamber (3m) Setup Diagram for 30-1000MHz



3.2.3.Semi-Anechoic Chamber (3m) Setup Diagram for above 1GHz



3.3. Radiated Emission Limits (§15.209)

FREQUENCY MHz	DISTANCE Meters	FIELD STRENGTHS LIMITS	
		μV/m	dBμV/m
30 ~ 88	3	100	40.0
88 ~ 216	3	150	43.5
216 ~ 960	3	200	46.0
Above 960	3	500	54.0
Above 1000	3	74.0 dBμV/m (Peak) 54.0 dBμV/m (Average)	

- Remark :
- (1) Emission level (dBμV/m) = 20 log Emission level (μV/m)
 - (2) The tighter limit applies at the edge between two frequency bands.
 - (3) Distance refers to the distance in meters between the measuring instrument antenna and the closed point of any part of the device or system.
 - (4) The limits in this table are based on CFR 47 Part 15.205(a)(b) and Part 15.209 (a).
 - (5) The over 1GHz limit, FCC limit is used based on CFR 47 Part 15.35(b) and Part 15.205(b) & Part 15.209(e) and Part 15.207(c).

3.4. Operating Condition of EUT

- 3.4.1. Set up the EUT (WL-266N22-Duband) and simulator as shown on 3.2.
- 3.4.2. To turn on the power of all equipments.
- 3.4.3. The EUT (within MirrorOP-Mac2TV) was set the Notebook PC using test program “Putty.exe”.

802.11b/g/n-HT20

- 3.4.4. Transmit Mode: The EUT was set to continuously transmit signals at 2412Hz ~ 2437MHz and 2462MHz during testing.
- 3.4.5. Receive Mode: The EUT was set to continuously receive signals at 2437MHz during testing.

802.11n-HT40

- 3.4.6. Transmit Mode: The EUT was set to continuously transmit signals at 2422Hz ~ 2437MHz and 2452MHz during testing.
- 3.4.7. Receive Mode: The EUT was set to continuously receive signals at 2437MHz during testing.

3.5. Test Procedure

The EUT (within MirrorOP-Mac2TV) and its simulators were placed on a turn table which was 0.8 meter above the ground. The turn table rotated 360 degrees to determine the position of the maximum emission level. EUT was set 3 meters away from the receiving antenna which was mounted on an antenna tower. The antenna moved up and down between 1 to 4 meters to find out the maximum emission level. Broadband antenna such as calibrated biconical and log-periodical antenna or horn antenna were used as a receiving antenna. Both horizontal and vertical polarization of the antenna were set on measurement. In order to find the maximum emission, all of the interface cables were manipulated according to FCC ANSI C63.4-2003 regulation.

The bandwidth of the R&S Test Receiver was set at 120kHz. (For 30MHz to 1000MHz)

The resolution bandwidth and video bandwidth of test spectrum analyzer is 1MHz for peak detection (PK) at frequency above 1GHz.

The resolution bandwidth of test spectrum analyzer is 1MHz and the video bandwidth is 10Hz for average detection (AV) at frequency above 1GHz.

The frequency range from 30MHz to 25GHz (Up to 10th harmonics from fundamental frequency) was checked. 30MHz to 1000MHz was measured with Quasi-Peak detector. Above 1GHz was measured with peak and average detector. For average reading in frequency from 2.68G to 25GHz, we checked it in 1 meter distance and with a shorter cable 2 meter instead of original's. There is no signal exist.

3.6. Test Results

PASSED.

(All emissions not reported below are too low against the prescribed limits.)

EUT : WL-266N22-Duband M/N : WL-266N22

Test Date : Dec. 10, 2010 Temperature : 20°C Humidity : 48%

For Frequency Range 30MHz~1000MHz:

The EUT with following test modes was performed during this section testing and all the test results are listed in section 3.6.1.

Mode	Type of Network	Channel	Frequency	Test Mode	Reference Test Data	
					Horizontal	Vertical
1.	802.11b	CH 1	2412MHz	Transmit	# 8	# 7
2.		CH 6	2437MHz		# 7	# 8
3.		CH 11	2462MHz		# 8	# 7
4.		CH 6	2437MHz	Receive	# 1	# 2
5.	802.11g	CH 1	2412MHz	Transmit	# 8	# 7
6.		CH 6	2437MHz		# 9	# 10
7.		CH 11	2462MHz		# 8	# 7
8.		CH 6	2437MHz	Receive	# 5	# 6
9.	802.11n-HT20	CH 1	2412MHz	Transmit	# 8	# 7
10.		CH 6	2437MHz		# 7	# 8
11.		CH 11	2462MHz		# 8	# 7
12.		CH 6	2437MHz	Receive	# 5	# 6
13.	802.11n-HT40	CH 3	2422MHz	Transmit	# 8	# 7
14.		CH 6	2437MHz		# 7	# 8
15.		CH 9	2452MHz		# 8	# 7
16.		CH 6	2437MHz	Receive	# 5	# 6

* Above all final readings were measured with Quasi-Peak detector.

For Frequency above 1GHz:

The EUT with following test modes was performed during this section testing and all the test results are listed in section 3.6.2.

Mode	Type of Network	Channel	Frequency	Test Mode	Reference Test Data		
					Horizontal		Vertical
1.	802.11b	CH 1	2412MHz	Transmit	Peak	# 2	# 1
					Average	# 10	# 9
2.		CH 6	2437MHz		Peak	# 4	# 3
					Average	# 10	# 9
3.		CH 11	2462MHz	Peak	# 3	# 4	
				Average	# 9	# 10	
4.		CH 6	2437MHz	Receive	Peak	None ^(Note)	None ^(Note)
5.		802.11g	CH 1	2412MHz	Transmit	Peak	# 4
	Average					# 10	# 9
6.	CH 6		2437MHz	Peak		# 3	# 4
				Average		# 7	# 8
7.	CH 11		2462MHz	Peak	# 4	# 3	
				Average	# 10	# 9	
8.	CH 6		2437MHz	Receive	Peak	None ^(Note)	None ^(Note)
9.	802.11n- HT20		CH 1	2412MHz	Transmit	Peak	# 3
		Average				# 9	# 10
10.		CH 6	2437MHz	Peak		# 4	# 3
				Average		# 10	# 9
11.		CH 11	2462MHz	Peak	# 3	# 4	
				Average	# 9	# 10	
12.		CH 6	2437MHz	Receive	Peak	None ^(Note)	None ^(Note)
13.		802.11n- HT40	CH 3	2422MHz	Transmit	Peak	# 4
	Average					# 10	# 9
14.	CH 6		2437MHz	Peak		# 3	# 4
				Average		# 9	# 10
15.	CH 9		2452MHz	Peak	# 4	# 3	
				Average	# 10	# 9	
16.	CH 6		2437MHz	Receive	Peak	None ^(Note)	None ^(Note)

* Above all final readings were measured with Peak detector and Average detector.
 Note: The emissions (up to 25GHz) not reported are too low to be measured.

For Restricted Bands:

The EUT was tested in restricted bands and all the test results are listed in section 3.6.3. (The restricted bands defined in part 15.205(a))

Mode	Type of Network	Channel	Frequency	Test Mode	Reference Test Data	
					Horizontal	Vertical
1.	802.11b	CH 6	2412MHz	Transmit	# 2, # 3	# 1, # 4
3.		CH 11	2462MHz		# 8, # 5	# 7, # 6
5.	802.11g	CH 6	2412MHz	Transmit	# 1, # 4	# 2, # 3
7.		CH 11	2462MHz		# 8, # 5	# 7, # 6
9.	802.11n- HT20	CH 6	2412MHz	Transmit	# 1, # 4	# 2, # 3
11.		CH 11	2462MHz		# 7, # 6	# 8, # 5
13.	802.11n- HT40	CH 3	2422MHz	Transmit	# 2, # 3	# 1, # 4
15.		CH 9	2452MHz		# 8, # 5	# 7, # 6

3.6.1.For 30-1000MHz Frequency Range Measurement Results

802.11b, Transmit, Frequency: 2412MHz

Site no. : A/C Chamber Data no. : 8
 Dis. / Ant. : 3m VBA6106A/UHALP9108A Ant. pol. : HORIZONTAL
 Limit : FCC PART-15C
 Env. / Ins. : N9020A 20°C/48% □Jarwei Wang
 EUT : WL-266N22
 Power Rating : DC 5V via USB
 Test Mode : TX2412(802.11b)

	Freq. (MHz)	Ant. Factor (dB/m)	Cable Loss (dB)	Reading (dBµV)	Emission Level (dBµV/m)	Limits (dBµV/m)	Margin (dB)	Remark
1	270.560	25.00	3.70	0.49	29.19	46.00	16.81	
2	297.720	26.68	3.98	1.18	31.84	46.00	14.16	
3	486.870	18.67	6.20	1.44	26.31	46.00	19.69	
4	659.530	22.30	6.40	4.10	32.80	46.00	13.20	
5	669.230	22.82	6.40	8.30	37.52	46.00	8.48	
6	798.240	24.09	6.90	3.28	34.27	46.00	11.73	
7	815.700	23.89	7.00	13.32	44.21	46.00	1.79	
8	963.140	26.63	7.60	2.22	36.45	54.00	17.55	

Remarks: 1. Emission Level= Antenna Factor + Cable Loss + Reading.
 2. The emission levels that are 20dB below the official limit are not reported.

Site no. : A/C Chamber Data no. : 7
 Dis. / Ant. : 3m VBA6106A/UHALP9108A Ant. pol. : VERTICAL
 Limit : FCC PART-15C
 Env. / Ins. : N9020A 20°C/48% □Jarwei Wang
 EUT : WL-266N22
 Power Rating : DC 5V via USB
 Test Mode : TX2412(802.11b)

	Freq. (MHz)	Ant. Factor (dB/m)	Cable Loss (dB)	Reading (dBµV)	Emission Level (dBµV/m)	Limits (dBµV/m)	Margin (dB)	Remark
1	87.230	15.21	2.00	7.56	24.77	40.00	15.23	
2	193.930	21.70	3.00	5.88	30.58	43.50	12.92	
3	297.720	26.68	3.98	0.62	31.28	46.00	14.72	
4	519.850	19.99	6.90	0.90	27.79	46.00	18.21	
5	669.230	22.82	6.40	7.79	37.01	46.00	8.99	
6	815.700	23.89	7.00	5.54	36.43	46.00	9.57	

Remarks: 1. Emission Level= Antenna Factor + Cable Loss + Reading.
 2. The emission levels that are 20dB below the official limit are not reported.

802.11b, Transmit, Frequency: 2437MHz

Site no. : A/C Chamber Data no. : 7
 Dis. / Ant. : 3m VBA6106A/UHALP9108A Ant. pol. : HORIZONTAL
 Limit : FCC PART-15C
 Env. / Ins. : N9020A 20°C/48% □Jarwei Wang
 EUT : WL-266N22
 Power Rating : DC 5V via USB
 Test Mode : TX2437(802.11b)

	Freq. (MHz)	Ant. Factor (dB/m)	Cable Loss (dB)	Reading (dBμV)	Emission Level (dBμV/m)	Limits (dBμV/m)	Margin (dB)	Remark
1	191.990	21.60	3.00	1.63	26.23	43.50	17.27	
2	297.720	26.68	3.98	1.20	31.86	46.00	14.14	
3	400.540	17.66	4.80	1.36	23.82	46.00	22.18	
4	486.870	18.67	6.20	1.27	26.14	46.00	19.86	
5	669.230	22.82	6.40	9.11	38.33	46.00	7.67	
6	815.700	23.89	7.00	13.09	43.98	46.00	2.02	
7	963.140	26.63	7.60	2.64	36.87	54.00	17.13	

Remarks: 1. Emission Level= Antenna Factor + Cable Loss + Reading.
 2. The emission levels that are 20dB below the official limit are not reported.

Site no. : A/C Chamber Data no. : 8
 Dis. / Ant. : 3m VBA6106A/UHALP9108A Ant. pol. : VERTICAL
 Limit : FCC PART-15C
 Env. / Ins. : N9020A 20°C/48% □Jarwei Wang
 EUT : WL-266N22
 Power Rating : DC 5V via USB
 Test Mode : TX2437(802.11b)

	Freq. (MHz)	Ant. Factor (dB/m)	Cable Loss (dB)	Reading (dBμV)	Emission Level (dBμV/m)	Limits (dBμV/m)	Margin (dB)	Remark
1	81.410	13.97	1.90	12.01	27.88	40.00	12.12	
2	192.960	21.66	3.00	5.46	30.12	43.50	13.38	
3	297.720	26.68	3.98	1.44	32.10	46.00	13.90	
4	400.540	17.66	4.80	1.29	23.75	46.00	22.25	
5	519.850	19.99	6.90	1.33	28.22	46.00	17.78	
6	669.230	22.82	6.40	8.19	37.41	46.00	8.59	
7	815.700	23.89	7.00	5.28	36.17	46.00	9.83	

Remarks: 1. Emission Level= Antenna Factor + Cable Loss + Reading.
 2. The emission levels that are 20dB below the official limit are not reported.

802.11b, Transmit, Frequency: 2462MHz

Site no. : A/C Chamber Data no. : 8
 Dis. / Ant. : 3m VBA6106A/UHALP9108A Ant. pol. : HORIZONTAL
 Limit : FCC PART-15C
 Env. / Ins. : N9020A 20°C/48% Jarwei Wang
 EUT : WL-266N22
 Power Rating : DC 5V via USB
 Test Mode : TX2462 (802.11b)

	Freq. (MHz)	Ant. Factor (dB/m)	Cable Loss (dB)	Reading (dBµV)	Emission Level (dBµV/m)	Limits (dBµV/m)	Margin (dB)	Remark
1	192.960	21.66	3.00	1.36	26.02	43.50	17.48	
2	297.720	26.68	3.98	0.67	31.33	46.00	14.67	
3	400.540	17.66	4.80	2.87	25.33	46.00	20.67	
4	669.230	22.82	6.40	8.51	37.73	46.00	8.27	
5	798.240	24.09	6.90	1.94	32.93	46.00	13.07	
6	815.700	23.89	7.00	12.81	43.70	46.00	2.30	
7	963.140	26.63	7.60	0.79	35.02	54.00	18.98	

Remarks: 1. Emission Level= Antenna Factor + Cable Loss + Reading.
 2. The emission levels that are 20dB below the official limit are not reported.

Site no. : A/C Chamber Data no. : 7
 Dis. / Ant. : 3m VBA6106A/UHALP9108A Ant. pol. : VERTICAL
 Limit : FCC PART-15C
 Env. / Ins. : N9020A 20°C/48% Jarwei Wang
 EUT : WL-266N22
 Power Rating : DC 5V via USB
 Test Mode : TX2462 (802.11b)

	Freq. (MHz)	Ant. Factor (dB/m)	Cable Loss (dB)	Reading (dBµV)	Emission Level (dBµV/m)	Limits (dBµV/m)	Margin (dB)	Remark
1	87.230	15.21	2.00	7.49	24.70	40.00	15.30	
2	192.960	21.66	3.00	5.62	30.28	43.50	13.22	
3	297.720	26.68	3.98	0.95	31.61	46.00	14.39	
4	400.540	17.66	4.80	1.33	23.79	46.00	22.21	
5	519.850	19.99	6.90	1.08	27.97	46.00	18.03	
6	669.230	22.82	6.40	8.69	37.91	46.00	8.09	
7	815.700	23.89	7.00	6.16	37.05	46.00	8.95	

Remarks: 1. Emission Level= Antenna Factor + Cable Loss + Reading.
 2. The emission levels that are 20dB below the official limit are not reported.

802.11b, Receive, Frequency: 2437MHz

Site no. : A/C Chamber Data no. : 1
 Dis. / Ant. : 3m VBA6106A/UHALP9108A Ant. pol. : HORIZONTAL
 Limit : FCC PART-15C
 Env. / Ins. : N9020A 20°C/48% Jarwei Wang
 EUT : WL-266N22
 Power Rating : DC 5V via USB
 Test Mode : RX2437(802.11b)

	Freq. (MHz)	Ant. Factor (dB/m)	Cable Loss (dB)	Reading (dBµV)	Emission Level (dBµV/m)	Limits (dBµV/m)	Margin (dB)	Remark
1	126.030	19.49	2.38	3.86	25.72	43.50	17.78	
2	297.720	26.68	3.98	1.44	32.10	46.00	13.90	
3	400.540	17.66	4.80	2.06	24.52	46.00	21.48	
4	669.230	22.82	6.40	8.35	37.57	46.00	8.43	
5	798.240	24.09	6.90	2.87	33.86	46.00	12.14	
6	815.700	23.89	7.00	13.06	43.95	46.00	2.05	
7	963.140	26.63	7.60	2.06	36.29	54.00	17.71	

Remarks: 1. Emission Level= Antenna Factor + Cable Loss + Reading.
 2. The emission levels that are 20dB below the official limit are not reported.

Site no. : A/C Chamber Data no. : 2
 Dis. / Ant. : 3m VBA6106A/UHALP9108A Ant. pol. : VERTICAL
 Limit : FCC PART-15C
 Env. / Ins. : N9020A 20°C/48% Jarwei Wang
 EUT : WL-266N22
 Power Rating : DC 5V via USB
 Test Mode : RX2437(802.11b)

	Freq. (MHz)	Ant. Factor (dB/m)	Cable Loss (dB)	Reading (dBµV)	Emission Level (dBµV/m)	Limits (dBµV/m)	Margin (dB)	Remark
1	86.260	14.98	1.90	8.42	25.30	40.00	14.70	
2	191.990	21.60	3.00	5.68	30.29	43.50	13.21	
3	297.720	26.68	3.98	1.41	32.07	46.00	13.93	
4	400.540	17.66	4.80	2.10	24.56	46.00	21.44	
5	519.850	19.99	6.90	1.47	28.36	46.00	17.64	
6	669.230	22.82	6.40	8.46	37.68	46.00	8.32	
7	815.700	23.89	7.00	5.21	36.10	46.00	9.90	
8	969.930	26.83	7.69	-0.21	34.32	54.00	19.68	

Remarks: 1. Emission Level= Antenna Factor + Cable Loss + Reading.
 2. The emission levels that are 20dB below the official limit are not reported.

802.11g, Transmit, Frequency: 2412MHz

Site no. : A/C Chamber Data no. : 8
 Dis. / Ant. : 3m VBA6106A/UHALP9108A Ant. pol. : HORIZONTAL
 Limit : FCC PART-15C
 Env. / Ins. : N9020A 20°C/48% □Jarwei Wang
 EUT : WL-266N22
 Power Rating : DC 5V via USB
 Test Mode : TX2412 (802.11g)

	Freq. (MHz)	Ant. Factor (dB/m)	Cable Loss (dB)	Reading (dBµV)	Emission Level (dBµV/m)	Limits (dBµV/m)	Margin (dB)	Remark
1	182.290	21.33	2.90	1.92	26.15	43.50	17.35	
2	297.720	26.68	3.98	0.71	31.37	46.00	14.63	
3	400.540	17.66	4.80	2.34	24.80	46.00	21.20	
4	669.230	22.82	6.40	7.32	36.54	46.00	9.46	
5	798.240	24.09	6.90	3.14	34.13	46.00	11.87	
6	815.700	23.89	7.00	13.02	43.91	46.00	2.09	
7	963.140	26.63	7.60	0.97	35.20	54.00	18.80	

Remarks: 1. Emission Level= Antenna Factor + Cable Loss + Reading.
 2. The emission levels that are 20dB below the official limit are not reported.

Site no. : A/C Chamber Data no. : 7
 Dis. / Ant. : 3m VBA6106A/UHALP9108A Ant. pol. : VERTICAL
 Limit : FCC PART-15C
 Env. / Ins. : N9020A 20°C/48% □Jarwei Wang
 EUT : WL-266N22
 Power Rating : DC 5V via USB
 Test Mode : TX2412 (802.11g)

	Freq. (MHz)	Ant. Factor (dB/m)	Cable Loss (dB)	Reading (dBµV)	Emission Level (dBµV/m)	Limits (dBµV/m)	Margin (dB)	Remark
1	86.260	14.98	1.90	8.66	25.54	40.00	14.46	
2	191.990	21.60	3.00	5.50	30.10	43.50	13.40	
3	297.720	26.68	3.98	0.71	31.37	46.00	14.63	
4	519.850	19.99	6.90	0.99	27.88	46.00	18.12	
5	669.230	22.82	6.40	8.30	37.52	46.00	8.48	
6	815.700	23.89	7.00	4.72	35.61	46.00	10.39	
7	974.780	26.52	7.70	-0.33	33.89	54.00	20.11	

Remarks: 1. Emission Level= Antenna Factor + Cable Loss + Reading.
 2. The emission levels that are 20dB below the official limit are not reported.

802.11g, Transmit, Frequency: 2437MHz

Site no. : A/C Chamber Data no. : 9
 Dis. / Ant. : 3m VBA6106A/UHALP9108A Ant. pol. : HORIZONTAL
 Limit : FCC PART-15C
 Env. / Ins. : N9020A 20°C/48% □Jarwei Wang
 EUT : WL-266N22
 Power Rating : DC 5V via USB
 Test Mode : TX2437(802.11g)

	Freq. (MHz)	Ant. Factor (dB/m)	Cable Loss (dB)	Reading (dBµV)	Emission Level (dBµV/m)	Limits (dBµV/m)	Margin (dB)	Remark
1	181.320	21.32	2.90	1.71	25.93	43.50	17.57	
2	268.620	24.86	3.70	0.55	29.11	46.00	16.89	
3	297.720	26.68	3.98	1.25	31.91	46.00	14.09	
4	486.870	18.67	6.20	1.01	25.88	46.00	20.12	
5	669.230	22.82	6.40	8.86	38.08	46.00	7.92	
6	815.700	23.89	7.00	12.79	43.68	46.00	2.32	
7	963.140	26.63	7.60	1.49	35.72	54.00	18.28	

Remarks: 1. Emission Level= Antenna Factor + Cable Loss + Reading.
 2. The emission levels that are 20dB below the official limit are not reported.

Site no. : A/C Chamber Data no. : 10
 Dis. / Ant. : 3m VBA6106A/UHALP9108A Ant. pol. : VERTICAL
 Limit : FCC PART-15C
 Env. / Ins. : N9020A 20°C/48% □Jarwei Wang
 EUT : WL-266N22
 Power Rating : DC 5V via USB
 Test Mode : TX2437(802.11g)

	Freq. (MHz)	Ant. Factor (dB/m)	Cable Loss (dB)	Reading (dBµV)	Emission Level (dBµV/m)	Limits (dBµV/m)	Margin (dB)	Remark
1	56.190	14.11	1.60	6.87	22.59	40.00	17.41	
2	86.260	14.98	1.90	7.81	24.69	40.00	15.31	
3	191.990	21.60	3.00	5.40	30.01	43.50	13.49	
4	299.660	26.77	3.90	0.14	30.81	46.00	15.19	
5	519.850	19.99	6.90	0.72	27.61	46.00	18.39	
6	669.230	22.82	6.40	9.27	38.49	46.00	7.51	
7	815.700	23.89	7.00	5.19	36.08	46.00	9.92	
8	963.140	26.63	7.60	-0.44	33.79	54.00	20.21	

Remarks: 1. Emission Level= Antenna Factor + Cable Loss + Reading.
 2. The emission levels that are 20dB below the official limit are not reported.

802.11g, Transmit, Frequency: 2462MHz

Site no. : A/C Chamber Data no. : 8
 Dis. / Ant. : 3m VBA6106A/UHALP9108A Ant. pol. : HORIZONTAL
 Limit : FCC PART-15C
 Env. / Ins. : N9020A 20°C/48% Jarwei Wang
 EUT : WL-266N22
 Power Rating : DC 5V via USB
 Test Mode : TX2462 (802.11g)

	Freq. (MHz)	Ant. Factor (dB/m)	Cable Loss (dB)	Reading (dBµV)	Emission Level (dBµV/m)	Limits (dBµV/m)	Margin (dB)	Remark
1	297.720	26.68	3.98	1.02	31.68	46.00	14.32	
2	400.540	17.66	4.80	1.54	24.00	46.00	22.00	
3	537.310	19.41	7.10	0.32	26.83	46.00	19.17	
4	669.230	22.82	6.40	8.56	37.78	46.00	8.22	
5	798.240	24.09	6.90	2.31	33.30	46.00	12.70	
6	815.700	23.89	7.00	13.04	43.93	46.00	2.07	
7	963.140	26.63	7.60	1.39	35.62	54.00	18.38	

Remarks: 1. Emission Level= Antenna Factor + Cable Loss + Reading.
 2. The emission levels that are 20dB below the official limit are not reported.

Site no. : A/C Chamber Data no. : 7
 Dis. / Ant. : 3m VBA6106A/UHALP9108A Ant. pol. : VERTICAL
 Limit : FCC PART-15C
 Env. / Ins. : N9020A 20°C/48% Jarwei Wang
 EUT : WL-266N22
 Power Rating : DC 5V via USB
 Test Mode : TX2462 (802.11g)

	Freq. (MHz)	Ant. Factor (dB/m)	Cable Loss (dB)	Reading (dBµV)	Emission Level (dBµV/m)	Limits (dBµV/m)	Margin (dB)	Remark
1	86.260	14.98	1.90	7.98	24.86	40.00	15.14	
2	191.990	21.60	3.00	5.57	30.18	43.50	13.32	
3	268.620	24.86	3.70	-0.18	28.38	46.00	17.62	
4	297.720	26.68	3.98	0.71	31.37	46.00	14.63	
5	669.230	22.82	6.40	7.88	37.10	46.00	8.90	
6	815.700	23.89	7.00	5.83	36.72	46.00	9.28	
7	963.140	26.63	7.60	-1.32	32.91	54.00	21.09	

Remarks: 1. Emission Level= Antenna Factor + Cable Loss + Reading.
 2. The emission levels that are 20dB below the official limit are not reported.

802.11g, Receive, Frequency: 2437MHz

Site no. : A/C Chamber Data no. : 5
 Dis. / Ant. : 3m VBA6106A/UHALP9108A Ant. pol. : HORIZONTAL
 Limit : FCC PART-15C
 Env. / Ins. : N9020A 20°C/48% □Jarwei Wang
 EUT : WL-266N22
 Power Rating : DC 5V via USB
 Test Mode : RX2437(802.11g)

	Freq. (MHz)	Ant. Factor (dB/m)	Cable Loss (dB)	Reading (dBμV)	Emission Level (dBμV/m)	Limits (dBμV/m)	Margin (dB)	Remark
1	183.260	21.34	2.90	28.31	26.68	43.50	16.82	
2	297.720	26.68	3.98	26.74	31.70	46.00	14.30	
3	400.540	17.66	4.80	29.27	25.13	46.00	20.87	
4	669.230	22.82	6.40	36.60	38.47	46.00	7.53	
5	798.240	24.09	6.90	29.15	32.84	46.00	13.16	
6	815.700	23.89	7.00	40.48	44.12	46.00	1.88	
7	963.140	26.63	7.60	28.52	35.95	54.00	18.05	

Remarks: 1. Emission Level= Antenna Factor + Cable Loss + Reading.
 2. The emission levels that are 20dB below the official limit are not reported.

Site no. : A/C Chamber Data no. : 6
 Dis. / Ant. : 3m VBA6106A/UHALP9108A Ant. pol. : VERTICAL
 Limit : FCC PART-15C
 Env. / Ins. : N9020A 20°C/48% □Jarwei Wang
 EUT : WL-266N22
 Power Rating : DC 5V via USB
 Test Mode : RX2437(802.11g)

	Freq. (MHz)	Ant. Factor (dB/m)	Cable Loss (dB)	Reading (dBμV)	Emission Level (dBμV/m)	Limits (dBμV/m)	Margin (dB)	Remark
1	85.290	14.80	1.90	34.37	24.75	40.00	15.25	
2	191.020	21.55	3.00	31.72	30.44	43.50	13.06	
3	297.720	26.68	3.98	27.16	32.12	46.00	13.88	
4	400.540	17.66	4.80	28.68	24.54	46.00	21.46	
5	519.850	19.99	6.90	28.17	28.18	46.00	17.82	
6	669.230	22.82	6.40	34.45	36.32	46.00	9.68	
7	815.700	23.89	7.00	32.35	35.99	46.00	10.01	

Remarks: 1. Emission Level= Antenna Factor + Cable Loss + Reading.
 2. The emission levels that are 20dB below the official limit are not reported.

802.11n-HT20, Transmit, Frequency: 2412MHz

Site no. : A/C Chamber Data no. : 8
 Dis. / Ant. : 3m VBA6106A/UHALP9108A Ant. pol. : HORIZONTAL
 Limit : FCC PART-15C
 Env. / Ins. : N9020A 20°C/48% □Jarwei Wang
 EUT : WL-266N22
 Power Rating : DC 5V via USB
 Test Mode : TX2412(802.11n-HT20)

	Freq. (MHz)	Ant. Factor (dB/m)	Cable Loss (dB)	Reading (dBµV)	Emission Level (dBµV/m)	Limits (dBµV/m)	Margin (dB)	Remark
1	182.290	21.33	2.90	1.19	25.42	43.50	18.08	
2	297.720	26.68	3.98	0.88	31.54	46.00	14.46	
3	669.230	22.82	6.40	8.72	37.94	46.00	8.06	
4	798.240	24.09	6.90	1.90	32.89	46.00	13.11	
5	815.700	23.89	7.00	12.99	43.88	46.00	2.12	
6	963.140	26.63	7.60	1.16	35.39	54.00	18.61	

Remarks: 1. Emission Level= Antenna Factor + Cable Loss + Reading.
 2. The emission levels that are 20dB below the official limit are not reported.

Site no. : A/C Chamber Data no. : 7
 Dis. / Ant. : 3m VBA6106A/UHALP9108A Ant. pol. : VERTICAL
 Limit : FCC PART-15C
 Env. / Ins. : N9020A 20°C/48% □Jarwei Wang
 EUT : WL-266N22
 Power Rating : DC 5V via USB
 Test Mode : TX2412(802.11n-HT20)

	Freq. (MHz)	Ant. Factor (dB/m)	Cable Loss (dB)	Reading (dBµV)	Emission Level (dBµV/m)	Limits (dBµV/m)	Margin (dB)	Remark
1	85.290	14.80	1.90	7.98	24.68	40.00	15.32	
2	191.020	21.55	3.00	6.08	30.63	43.50	12.87	
3	299.660	26.77	3.90	0.60	31.27	46.00	14.73	
4	400.540	17.66	4.80	1.94	24.40	46.00	21.60	
5	519.850	19.99	6.90	0.60	27.49	46.00	18.51	
6	669.230	22.82	6.40	7.84	37.06	46.00	8.94	
7	815.700	23.89	7.00	5.31	36.20	46.00	9.80	

Remarks: 1. Emission Level= Antenna Factor + Cable Loss + Reading.
 2. The emission levels that are 20dB below the official limit are not reported.

802.11n-HT20, Transmit, Frequency: 2437MHz

Site no. : A/C Chamber Data no. : 7
 Dis. / Ant. : 3m VBA6106A/UHALP9108A Ant. pol. : HORIZONTAL
 Limit : FCC PART-15C
 Env. / Ins. : N9020A 20°C/48% □Jarwei Wang
 EUT : WL-266N22
 Power Rating : DC 5V via USB
 Test Mode : TX2437(802.11n-HT20)

	Freq. (MHz)	Ant. Factor (dB/m)	Cable Loss (dB)	Reading (dBμV)	Emission Level (dBμV/m)	Limits (dBμV/m)	Margin (dB)	Remark
1	92.080	16.08	2.00	4.47	22.54	43.50	20.96	
2	200.720	22.08	3.00	3.09	28.17	43.50	15.33	
3	297.720	26.68	3.98	0.99	31.65	46.00	14.35	
4	445.160	17.60	5.40	5.42	28.42	46.00	17.58	
5	669.230	22.82	6.40	7.91	37.13	46.00	8.87	
6	815.700	23.89	7.00	13.43	44.32	46.00	1.68	
7	963.140	26.63	7.60	1.81	36.04	54.00	17.96	

Remarks: 1. Emission Level= Antenna Factor + Cable Loss + Reading.
 2. The emission levels that are 20dB below the official limit are not reported.

Site no. : A/C Chamber Data no. : 8
 Dis. / Ant. : 3m VBA6106A/UHALP9108A Ant. pol. : VERTICAL
 Limit : FCC PART-15C
 Env. / Ins. : N9020A 20°C/48% □Jarwei Wang
 EUT : WL-266N22
 Power Rating : DC 5V via USB
 Test Mode : TX2437(802.11n-HT20)

	Freq. (MHz)	Ant. Factor (dB/m)	Cable Loss (dB)	Reading (dBμV)	Emission Level (dBμV/m)	Limits (dBμV/m)	Margin (dB)	Remark
1	86.260	14.98	1.90	8.24	25.12	40.00	14.88	
2	191.990	21.60	3.00	6.29	30.90	43.50	12.60	
3	297.720	26.68	3.98	0.90	31.56	46.00	14.44	
4	400.540	17.66	4.80	1.57	24.03	46.00	21.97	
5	519.850	19.99	6.90	0.88	27.77	46.00	18.23	
6	669.230	22.82	6.40	7.39	36.61	46.00	9.39	
7	815.700	23.89	7.00	4.58	35.47	46.00	10.53	

Remarks: 1. Emission Level= Antenna Factor + Cable Loss + Reading.
 2. The emission levels that are 20dB below the official limit are not reported.

802.11n-HT20, Transmit, Frequency: 2462MHz

Site no. : A/C Chamber Data no. : 8
 Dis. / Ant. : 3m VBA6106A/UHALP9108A Ant. pol. : HORIZONTAL
 Limit : FCC PART-15C
 Env. / Ins. : N9020A 20°C/48% □Jarwei Wang
 EUT : WL-266N22
 Power Rating : DC 5V via USB
 Test Mode : TX2462(802.11n-HT20)

	Freq. (MHz)	Ant. Factor (dB/m)	Cable Loss (dB)	Reading (dBμV)	Emission Level (dBμV/m)	Limits (dBμV/m)	Margin (dB)	Remark
1	200.720	22.08	3.00	2.50	27.58	43.50	15.92	
2	297.720	26.68	3.98	2.29	32.95	46.00	13.05	
3	400.540	17.66	4.80	1.73	24.19	46.00	21.81	
4	669.230	22.82	6.40	9.18	38.40	46.00	7.60	
5	798.240	24.09	6.90	3.14	34.13	46.00	11.87	
6	815.700	23.89	7.00	13.46	44.35	46.00	1.65	
7	957.320	26.33	7.60	1.52	35.45	46.00	10.55	

Remarks: 1. Emission Level= Antenna Factor + Cable Loss + Reading.
 2. The emission levels that are 20dB below the official limit are not reported.

Site no. : A/C Chamber Data no. : 7
 Dis. / Ant. : 3m VBA6106A/UHALP9108A Ant. pol. : VERTICAL
 Limit : FCC PART-15C
 Env. / Ins. : N9020A 20°C/48% □Jarwei Wang
 EUT : WL-266N22
 Power Rating : DC 5V via USB
 Test Mode : TX2462(802.11n-HT20)

	Freq. (MHz)	Ant. Factor (dB/m)	Cable Loss (dB)	Reading (dBμV)	Emission Level (dBμV/m)	Limits (dBμV/m)	Margin (dB)	Remark
1	86.260	14.98	1.90	7.48	24.36	40.00	15.64	
2	297.720	26.68	3.98	0.00	30.66	46.00	15.34	
3	337.490	15.09	4.20	7.24	26.53	46.00	19.47	
4	669.230	22.82	6.40	8.16	37.38	46.00	8.62	
5	815.700	23.89	7.00	5.67	36.56	46.00	9.44	
6	963.140	26.63	7.60	-1.28	32.95	54.00	21.05	

Remarks: 1. Emission Level= Antenna Factor + Cable Loss + Reading.
 2. The emission levels that are 20dB below the official limit are not reported.

802.11n-HT20, Receive, Frequency: 2437MHz

Site no. : A/C Chamber Data no. : 5
 Dis. / Ant. : 3m VBA6106A/UHALP9108A Ant. pol. : HORIZONTAL
 Limit : FCC PART-15C
 Env. / Ins. : N9020A 20°C/48% Jarwei Wang
 EUT : WL-266N22
 Power Rating : DC 5V via USB
 Test Mode : RX2437(802.11n-HT20)

	Freq. (MHz)	Ant. Factor (dB/m)	Cable Loss (dB)	Reading (dBµV)	Emission Level (dBµV/m)	Limits (dBµV/m)	Margin (dB)	Remark
1	297.720	26.68	3.98	1.27	31.93	46.00	14.07	
2	400.540	17.66	4.80	1.59	24.05	46.00	21.95	
3	669.230	22.82	6.40	8.60	37.82	46.00	8.18	
4	798.240	24.09	6.90	2.34	33.33	46.00	12.67	
5	815.700	23.89	7.00	13.16	44.05	46.00	1.95	
6	963.140	26.63	7.60	1.44	35.67	54.00	18.33	

Remarks: 1. Emission Level= Antenna Factor + Cable Loss + Reading.
 2. The emission levels that are 20dB below the official limit are not reported.

Site no. : A/C Chamber Data no. : 6
 Dis. / Ant. : 3m VBA6106A/UHALP9108A Ant. pol. : VERTICAL
 Limit : FCC PART-15C
 Env. / Ins. : N9020A 20°C/48% Jarwei Wang
 EUT : WL-266N22
 Power Rating : DC 5V via USB
 Test Mode : RX2437(802.11n-HT20)

	Freq. (MHz)	Ant. Factor (dB/m)	Cable Loss (dB)	Reading (dBµV)	Emission Level (dBµV/m)	Limits (dBµV/m)	Margin (dB)	Remark
1	87.230	15.21	2.00	7.73	24.94	40.00	15.06	
2	191.990	21.60	3.00	4.46	29.06	43.50	14.44	
3	297.720	26.68	3.98	0.02	30.68	46.00	15.32	
4	519.850	19.99	6.90	-0.35	26.54	46.00	19.46	
5	581.930	20.91	6.30	0.04	27.25	46.00	18.75	
6	669.230	22.82	6.40	7.06	36.28	46.00	9.72	
7	815.700	23.89	7.00	5.72	36.61	46.00	9.39	

Remarks: 1. Emission Level= Antenna Factor + Cable Loss + Reading.
 2. The emission levels that are 20dB below the official limit are not reported.

802.11n-HT40, Transmit, Frequency: 2422MHz

Site no. : A/C Chamber Data no. : 8
 Dis. / Ant. : 3m VBA6106A/UHALP9108A Ant. pol. : HORIZONTAL
 Limit : FCC PART-15C
 Env. / Ins. : N9020A 20°C/48% □Jarwei Wang
 EUT : WL-266N22
 Power Rating : DC 5V via USB
 Test Mode : TX2422(802.11n-HT40)

	Freq. (MHz)	Ant. Factor (dB/m)	Cable Loss (dB)	Reading (dBµV)	Emission Level (dBµV/m)	Limits (dBµV/m)	Margin (dB)	Remark
1	180.350	21.31	2.90	1.70	25.91	43.50	17.59	
2	299.660	26.77	3.90	0.88	31.55	46.00	14.45	
3	400.540	17.66	4.80	1.26	23.72	46.00	22.28	
4	669.230	22.82	6.40	8.65	37.87	46.00	8.13	
5	798.240	24.09	6.90	2.08	33.07	46.00	12.93	
6	815.700	23.89	7.00	12.97	43.86	46.00	2.14	
7	963.140	26.63	7.60	1.18	35.41	54.00	18.59	

Remarks: 1. Emission Level= Antenna Factor + Cable Loss + Reading.
 2. The emission levels that are 20dB below the official limit are not reported.

Site no. : A/C Chamber Data no. : 7
 Dis. / Ant. : 3m VBA6106A/UHALP9108A Ant. pol. : VERTICAL
 Limit : FCC PART-15C
 Env. / Ins. : N9020A 20°C/48% □Jarwei Wang
 EUT : WL-266N22
 Power Rating : DC 5V via USB
 Test Mode : TX2422(802.11n-HT40)

	Freq. (MHz)	Ant. Factor (dB/m)	Cable Loss (dB)	Reading (dBµV)	Emission Level (dBµV/m)	Limits (dBµV/m)	Margin (dB)	Remark
1	91.110	15.90	2.00	7.71	25.62	43.50	17.88	
2	191.020	21.55	3.00	5.54	30.09	43.50	13.41	
3	299.660	26.77	3.90	0.78	31.45	46.00	14.55	
4	669.230	22.82	6.40	7.69	36.91	46.00	9.09	
5	815.700	23.89	7.00	5.63	36.52	46.00	9.48	
6	964.110	26.80	7.60	-0.66	33.74	54.00	20.26	

Remarks: 1. Emission Level= Antenna Factor + Cable Loss + Reading.
 2. The emission levels that are 20dB below the official limit are not reported.

802.11n-HT40, Transmit, Frequency: 2437MHz

Site no. : A/C Chamber Data no. : 7
 Dis. / Ant. : 3m VBA6106A/UHALP9108A Ant. pol. : HORIZONTAL
 Limit : FCC PART-15C
 Env. / Ins. : N9020A 20°C/48% Jarwei Wang
 EUT : WL-266N22
 Power Rating : DC 5V via USB
 Test Mode : TX2437(802.11n-HT40)

	Freq. (MHz)	Ant. Factor (dB/m)	Cable Loss (dB)	Reading (dBµV)	Emission Level (dBµV/m)	Limits (dBµV/m)	Margin (dB)	Remark
1	182.290	21.33	2.90	2.41	26.64	43.50	16.86	
2	297.720	26.68	3.98	0.28	30.94	46.00	15.06	
3	400.540	17.66	4.80	2.20	24.66	46.00	21.34	
4	669.230	22.82	6.40	9.18	38.40	46.00	7.60	
5	798.240	24.09	6.90	2.74	33.73	46.00	12.27	
6	815.700	23.89	7.00	13.20	44.09	46.00	1.91	
7	963.140	26.63	7.60	1.06	35.29	54.00	18.71	

Remarks: 1. Emission Level= Antenna Factor + Cable Loss + Reading.
 2. The emission levels that are 20dB below the official limit are not reported.

Site no. : A/C Chamber Data no. : 8
 Dis. / Ant. : 3m VBA6106A/UHALP9108A Ant. pol. : VERTICAL
 Limit : FCC PART-15C
 Env. / Ins. : N9020A 20°C/48% Jarwei Wang
 EUT : WL-266N22
 Power Rating : DC 5V via USB
 Test Mode : TX2437(802.11n-HT40)

	Freq. (MHz)	Ant. Factor (dB/m)	Cable Loss (dB)	Reading (dBµV)	Emission Level (dBµV/m)	Limits (dBµV/m)	Margin (dB)	Remark
1	87.230	15.21	2.00	8.14	25.35	40.00	14.65	
2	191.990	21.60	3.00	5.22	29.82	43.50	13.68	
3	297.720	26.68	3.98	0.64	31.30	46.00	14.70	
4	400.540	17.66	4.80	3.28	25.74	46.00	20.26	
5	581.930	20.91	6.30	0.99	28.20	46.00	17.80	
6	669.230	22.82	6.40	7.65	36.87	46.00	9.13	
7	815.700	23.89	7.00	4.23	35.12	46.00	10.88	
8	963.140	26.63	7.60	-0.76	33.47	54.00	20.53	

Remarks: 1. Emission Level= Antenna Factor + Cable Loss + Reading.
 2. The emission levels that are 20dB below the official limit are not reported.

802.11n-HT40, Transmit, Frequency: 2452MHz

Site no. : A/C Chamber Data no. : 8
 Dis. / Ant. : 3m VBA6106A/UHALP9108A Ant. pol. : HORIZONTAL
 Limit : FCC PART-15C
 Env. / Ins. : N9020A 20°C/48% Jarwei Wang
 EUT : WL-266N22
 Power Rating : DC 5V via USB
 Test Mode : TX2452(802.11n-HT40)

	Freq. (MHz)	Ant. Factor (dB/m)	Cable Loss (dB)	Reading (dBµV)	Emission Level (dBµV/m)	Limits (dBµV/m)	Margin (dB)	Remark
1	200.720	22.08	3.00	1.22	26.30	43.50	17.20	
2	297.720	26.68	3.98	-0.63	30.03	46.00	15.97	
3	669.230	22.82	6.40	7.91	37.13	46.00	8.87	
4	798.240	24.09	6.90	2.55	33.54	46.00	12.46	
5	815.700	23.89	7.00	12.81	43.70	46.00	2.30	
6	935.980	25.39	7.50	-0.54	32.35	46.00	13.65	
7	963.140	26.63	7.60	0.58	34.81	54.00	19.19	

Remarks: 1. Emission Level= Antenna Factor + Cable Loss + Reading.
 2. The emission levels that are 20dB below the official limit are not reported.

Site no. : A/C Chamber Data no. : 7
 Dis. / Ant. : 3m VBA6106A/UHALP9108A Ant. pol. : VERTICAL
 Limit : FCC PART-15C
 Env. / Ins. : N9020A 20°C/48% Jarwei Wang
 EUT : WL-266N22
 Power Rating : DC 5V via USB
 Test Mode : TX2452(802.11n-HT40)

	Freq. (MHz)	Ant. Factor (dB/m)	Cable Loss (dB)	Reading (dBµV)	Emission Level (dBµV/m)	Limits (dBµV/m)	Margin (dB)	Remark
1	85.290	14.80	1.90	7.88	24.58	40.00	15.42	
2	113.420	18.47	2.26	6.40	27.14	43.50	16.37	
3	191.990	21.60	3.00	5.01	29.62	43.50	13.88	
4	299.660	26.77	3.90	-0.21	30.46	46.00	15.54	
5	401.510	17.60	4.90	0.45	22.95	46.00	23.05	
6	669.230	22.82	6.40	7.60	36.82	46.00	9.18	
7	815.700	23.89	7.00	5.76	36.65	46.00	9.35	
8	971.870	26.79	7.70	-1.19	33.30	54.00	20.70	

Remarks: 1. Emission Level= Antenna Factor + Cable Loss + Reading.
 2. The emission levels that are 20dB below the official limit are not reported.

802.11n-HT40, Receive, Frequency: 2437MHz

Site no. : A/C Chamber Data no. : 5
 Dis. / Ant. : 3m VBA6106A/UHALP9108A Ant. pol. : HORIZONTAL
 Limit : FCC PART-15C
 Env. / Ins. : N9020A 20°C/48% Jarwei Wang
 EUT : WL-266N22
 Power Rating : DC 5V via USB
 Test Mode : RX2437(802.11n-HT40)

	Freq. (MHz)	Ant. Factor (dB/m)	Cable Loss (dB)	Reading (dBµV)	Emission Level (dBµV/m)	Limits (dBµV/m)	Margin (dB)	Remark
1	200.720	22.08	3.00	0.57	25.65	43.50	17.85	
2	297.720	26.68	3.98	0.78	31.44	46.00	14.56	
3	400.540	17.66	4.80	2.22	24.68	46.00	21.32	
4	669.230	22.82	6.40	8.30	37.52	46.00	8.48	
5	798.240	24.09	6.90	2.67	33.66	46.00	12.34	
6	815.700	23.89	7.00	13.50	44.39	46.00	1.61	
7	963.140	26.63	7.60	1.32	35.55	54.00	18.45	

Remarks: 1. Emission Level= Antenna Factor + Cable Loss + Reading.
 2. The emission levels that are 20dB below the official limit are not reported.

Site no. : A/C Chamber Data no. : 6
 Dis. / Ant. : 3m VBA6106A/UHALP9108A Ant. pol. : VERTICAL
 Limit : FCC PART-15C
 Env. / Ins. : N9020A 20°C/48% Jarwei Wang
 EUT : WL-266N22
 Power Rating : DC 5V via USB
 Test Mode : RX2437(802.11n-HT40)

	Freq. (MHz)	Ant. Factor (dB/m)	Cable Loss (dB)	Reading (dBµV)	Emission Level (dBµV/m)	Limits (dBµV/m)	Margin (dB)	Remark
1	85.290	14.80	1.90	8.47	25.17	40.00	14.83	
2	113.420	18.47	2.26	6.76	27.50	43.50	16.01	
3	190.050	21.51	2.92	5.92	30.36	43.50	13.14	
4	297.720	26.68	3.98	0.67	31.33	46.00	14.67	
5	669.230	22.82	6.40	8.14	37.36	46.00	8.64	
6	815.700	23.89	7.00	5.88	36.77	46.00	9.23	
7	963.140	26.63	7.60	0.33	34.56	54.00	19.44	

Remarks: 1. Emission Level= Antenna Factor + Cable Loss + Reading.
 2. The emission levels that are 20dB below the official limit are not reported.

3.6.2.For Above 1GHz Frequency Range Measurement Results

802.11b, Transmit, Frequency: 2412MHz

Site no. : A/C Chamber Data no. : 2
 Dis. / Ant. : 3m 3115(4927) Ant. pol. : HORIZONTAL
 Limit : FCC PART-15C (1G-PK)
 Env. / Ins. : N9020A 20°C/48% □Jarwei Wang
 EUT : WL-266N22
 Power Rating : DC 5V via USB
 Test Mode : TX2412(802.11b)

	Freq. (MHz)	Ant. Factor (dB/m)	Cable Loss (dB)	Reading (dBµV)	Emission Level (dBµV/m)	Limits (dBµV/m)	Margin (dB)	Remark
1	2347.360	28.36	6.29	10.16	44.81	74.00	29.19	Peak

Remarks: 1. Emission Level= Antenna Factor + Cable Loss + Reading.
 2. The emission levels that are 20dB below the official limit are not reported.

Site no. : A/C Chamber Data no. : 10
 Dis. / Ant. : 3m 3115(4927) Ant. pol. : HORIZONTAL
 Limit : FCC PART-15C (1G-AV)
 Env. / Ins. : N9020A 20°C/48% □Jarwei Wang
 EUT : WL-266N22
 Power Rating : DC 5V via USB
 Test Mode : TX2412(802.11b)

	Freq. (MHz)	Ant. Factor (dB/m)	Cable Loss (dB)	Reading (dBµV)	Emission Level (dBµV/m)	Limits (dBµV/m)	Margin (dB)	Remark
1	2347.360	28.36	6.29	0.04	34.69	54.00	19.31	Average

Remarks: 1. Emission Level= Antenna Factor + Cable Loss + Reading.
 2. The emission levels that are 20dB below the official limit are not reported.

Site no. : A/C Chamber Data no. : 1
 Dis. / Ant. : 3m 3115(4927) Ant. pol. : VERTICAL
 Limit : FCC PART-15C (1G-PK)
 Env. / Ins. : N9020A 20°C/48% □Jarwei Wang
 EUT : WL-266N22
 Power Rating : DC 5V via USB
 Test Mode : TX2412(802.11b)

	Freq. (MHz)	Ant. Factor (dB/m)	Cable Loss (dB)	Reading (dBµV)	Emission Level (dBµV/m)	Limits (dBµV/m)	Margin (dB)	Remark
1	2355.760	28.40	6.29	17.76	52.45	74.00	21.55	Peak

Remarks: 1. Emission Level= Antenna Factor + Cable Loss + Reading.
 2. The emission levels that are 20dB below the official limit are not reported.

Site no. : A/C Chamber Data no. : 9
 Dis. / Ant. : 3m 3115(4927) Ant. pol. : VERTICAL
 Limit : FCC PART-15C (1G-AV)
 Env. / Ins. : N9020A 20°C/48% □Jarwei Wang
 EUT : WL-266N22
 Power Rating : DC 5V via USB
 Test Mode : TX2412(802.11b)

	Freq. (MHz)	Ant. Factor (dB/m)	Cable Loss (dB)	Reading (dBµV)	Emission Level (dBµV/m)	Limits (dBµV/m)	Margin (dB)	Remark
1	2355.760	28.40	6.29	9.00	43.69	54.00	10.31	Average

Remarks: 1. Emission Level= Antenna Factor + Cable Loss + Reading.
 2. The emission levels that are 20dB below the official limit are not reported.

802.11b Transmit, Frequency: 2437MHz

Site no. : A/C Chamber Data no. : 4
 Dis. / Ant. : 3m 3115(4927) Ant. pol. : HORIZONTAL
 Limit : FCC PART-15C (1G-PK)
 Env. / Ins. : N9020A 20°C/48% □Jarwei Wang
 EUT : WL-266N22
 Power Rating : DC 5V via USB
 Test Mode : TX2437(802.11b)

	Freq. (MHz)	Ant. Factor (dB/m)	Cable Loss (dB)	Reading (dBµV)	Emission Level (dBµV/m)	Limits (dBµV/m)	Margin (dB)	Remark	
-----	1	2347.360	28.36	6.29	9.93	44.58	74.00	29.42	Peak

Remarks: 1. Emission Level= Antenna Factor + Cable Loss + Reading.
 2. The emission levels that are 20dB below the official limit are not reported.

Site no. : A/C Chamber Data no. : 10
 Dis. / Ant. : 3m 3115(4927) Ant. pol. : HORIZONTAL
 Limit : FCC PART-15C (1G-AV)
 Env. / Ins. : N9020A 20°C/48% □Jarwei Wang
 EUT : WL-266N22
 Power Rating : DC 5V via USB
 Test Mode : TX2437(802.11b)

	Freq. (MHz)	Ant. Factor (dB/m)	Cable Loss (dB)	Reading (dBµV)	Emission Level (dBµV/m)	Limits (dBµV/m)	Margin (dB)	Remark	
-----	1	2347.360	28.36	6.29	0.71	35.35	54.00	18.65	Average

Remarks: 1. Emission Level= Antenna Factor + Cable Loss + Reading.
 2. The emission levels that are 20dB below the official limit are not reported.

Site no. : A/C Chamber Data no. : 3
 Dis. / Ant. : 3m 3115(4927) Ant. pol. : VERTICAL
 Limit : FCC PART-15C (1G-PK)
 Env. / Ins. : N9020A 20°C/48% □Jarwei Wang
 EUT : WL-266N22
 Power Rating : DC 5V via USB
 Test Mode : TX2437(802.11b)

	Freq. (MHz)	Ant. Factor (dB/m)	Cable Loss (dB)	Reading (dBµV)	Emission Level (dBµV/m)	Limits (dBµV/m)	Margin (dB)	Remark
1	2350.720	28.36	6.29	17.21	51.86	74.00	22.14	Peak

Remarks: 1. Emission Level= Antenna Factor + Cable Loss + Reading.
 2. The emission levels that are 20dB below the official limit are not reported.

Site no. : A/C Chamber Data no. : 9
 Dis. / Ant. : 3m 3115(4927) Ant. pol. : VERTICAL
 Limit : FCC PART-15C (1G-AV)
 Env. / Ins. : N9020A 20°C/48% □Jarwei Wang
 EUT : WL-266N22
 Power Rating : DC 5V via USB
 Test Mode : TX2437(802.11b)

	Freq. (MHz)	Ant. Factor (dB/m)	Cable Loss (dB)	Reading (dBµV)	Emission Level (dBµV/m)	Limits (dBµV/m)	Margin (dB)	Remark
1	2350.720	28.36	6.29	8.65	43.30	54.00	10.70	Average

Remarks: 1. Emission Level= Antenna Factor + Cable Loss + Reading.
 2. The emission levels that are 20dB below the official limit are not reported.

802.11b, Transmit, Frequency: 2462MHz

Site no. : A/C Chamber Data no. : 3
 Dis. / Ant. : 3m 3115(4927) Ant. pol. : VERTICAL
 Limit : FCC PART-15C (1G-PK)
 Env. / Ins. : N9020A 20°C/48% □Jarwei Wang
 EUT : WL-266N22
 Power Rating : DC 5V via USB
 Test Mode : TX2462(802.11b)

	Freq. (MHz)	Ant. Factor (dB/m)	Cable Loss (dB)	Reading (dBµV)	Emission Level (dBµV/m)	Limits (dBµV/m)	Margin (dB)	Remark
1	2330.560	28.32	6.26	17.18	51.76	74.00	22.24	Peak

Remarks: 1. Emission Level= Antenna Factor + Cable Loss + Reading.
 2. The emission levels that are 20dB below the official limit are not reported.

Site no. : A/C Chamber Data no. : 9
 Dis. / Ant. : 3m 3115(4927) Ant. pol. : VERTICAL
 Limit : FCC PART-15C (1G-AV)
 Env. / Ins. : N9020A 20°C/48% □Jarwei Wang
 EUT : WL-266N22
 Power Rating : DC 5V via USB
 Test Mode : TX2462(802.11b)

	Freq. (MHz)	Ant. Factor (dB/m)	Cable Loss (dB)	Reading (dBµV)	Emission Level (dBµV/m)	Limits (dBµV/m)	Margin (dB)	Remark
1	2330.560	28.32	6.26	8.60	43.18	54.00	10.82	Average

Remarks: 1. Emission Level= Antenna Factor + Cable Loss + Reading.
 2. The emission levels that are 20dB below the official limit are not reported.

Site no. : A/C Chamber Data no. : 4
 Dis. / Ant. : 3m 3115(4927) Ant. pol. : VERTICAL
 Limit : FCC PART-15C (1G-PK)
 Env. / Ins. : N9020A 20°C/48% □Jarwei Wang
 EUT : WL-266N22
 Power Rating : DC 5V via USB
 Test Mode : TX2462(802.11b)

	Freq. (MHz)	Ant. Factor (dB/m)	Cable Loss (dB)	Reading (dBμV)	Emission Level (dBμV/m)	Limits (dBμV/m)	Margin (dB)	Remark
1	2322.160	28.32	6.25	9.38	43.96	74.00	30.04	Peak

Remarks: 1. Emission Level= Antenna Factor + Cable Loss + Reading.
 2. The emission levels that are 20dB below the official limit are not reported.

Site no. : A/C Chamber Data no. : 10
 Dis. / Ant. : 3m 3115(4927) Ant. pol. : VERTICAL
 Limit : FCC PART-15C (1G-AV)
 Env. / Ins. : N9020A 20°C/48% □Jarwei Wang
 EUT : WL-266N22
 Power Rating : DC 5V via USB
 Test Mode : TX2462(802.11b)

	Freq. (MHz)	Ant. Factor (dB/m)	Cable Loss (dB)	Reading (dBμV)	Emission Level (dBμV/m)	Limits (dBμV/m)	Margin (dB)	Remark
1	2322.160	28.32	6.25	0.65	35.22	54.00	18.78	Average

Remarks: 1. Emission Level= Antenna Factor + Cable Loss + Reading.
 2. The emission levels that are 20dB below the official limit are not reported.

802.11g, Transmit, Frequency: 2412MHz

Site no. : A/C Chamber Data no. : 4
 Dis. / Ant. : 3m 3115(4927) Ant. pol. : HORIZONTAL
 Limit : FCC PART-15C (1G-PK)
 Env. / Ins. : N9020A 20°C/48% Jarwei Wang
 EUT : WL-266N22
 Power Rating : DC 5V via USB
 Test Mode : TX2412(802.11g)

	Freq. (MHz)	Ant. Factor (dB/m)	Cable Loss (dB)	Reading (dBµV)	Emission Level (dBµV/m)	Limits (dBµV/m)	Margin (dB)	Remark
-----	1	2359.120	28.40	6.30	13.55	48.25	74.00	25.75 Peak

Remarks: 1. Emission Level= Antenna Factor + Cable Loss + Reading.
 2. The emission levels that are 20dB below the official limit are not reported.

Site no. : A/C Chamber Data no. : 10
 Dis. / Ant. : 3m 3115(4927) Ant. pol. : HORIZONTAL
 Limit : FCC PART-15C (1G-AV)
 Env. / Ins. : N9020A 20°C/48% Jarwei Wang
 EUT : WL-266N22
 Power Rating : DC 5V via USB
 Test Mode : TX2412(802.11g)

	Freq. (MHz)	Ant. Factor (dB/m)	Cable Loss (dB)	Reading (dBµV)	Emission Level (dBµV/m)	Limits (dBµV/m)	Margin (dB)	Remark
-----	1	2359.120	28.40	6.30	5.69	40.39	54.00	13.61 Average

Remarks: 1. Emission Level= Antenna Factor + Cable Loss + Reading.
 2. The emission levels that are 20dB below the official limit are not reported.

Site no. : A/C Chamber Data no. : 3
 Dis. / Ant. : 3m 3115(4927) Ant. pol. : VERTICAL
 Limit : FCC PART-15C (1G-PK)
 Env. / Ins. : N9020A 20°C/48% □Jarwei Wang
 EUT : WL-266N22
 Power Rating : DC 5V via USB
 Test Mode : TX2412(802.11g)

	Freq. (MHz)	Ant. Factor (dB/m)	Cable Loss (dB)	Reading (dBμV)	Emission Level (dBμV/m)	Limits (dBμV/m)	Margin (dB)	Remark
1	2359.120	28.40	6.30	21.72	56.42	74.00	17.58	Peak

Remarks: 1. Emission Level= Antenna Factor + Cable Loss + Reading.
 2. The emission levels that are 20dB below the official limit are not reported.

Site no. : A/C Chamber Data no. : 9
 Dis. / Ant. : 3m 3115(4927) Ant. pol. : VERTICAL
 Limit : FCC PART-15C (1G-AV)
 Env. / Ins. : N9020A 20°C/48% □Jarwei Wang
 EUT : WL-266N22
 Power Rating : DC 5V via USB
 Test Mode : TX2412(802.11g)

	Freq. (MHz)	Ant. Factor (dB/m)	Cable Loss (dB)	Reading (dBμV)	Emission Level (dBμV/m)	Limits (dBμV/m)	Margin (dB)	Remark
1	2359.120	28.40	6.30	13.85	48.55	54.00	5.45	Average

Remarks: 1. Emission Level= Antenna Factor + Cable Loss + Reading.
 2. The emission levels that are 20dB below the official limit are not reported.

802.11g, Transmit, Frequency: 2437MHz

Site no. : A/C Chamber Data no. : 3
 Dis. / Ant. : 3m 3115(4927) Ant. pol. : HORIZONTAL
 Limit : FCC PART-15C (1G-PK)
 Env. / Ins. : N9020A 20°C/48% □Jarwei Wang
 EUT : WL-266N22
 Power Rating : DC 5V via USB
 Test Mode : TX2437(802.11g)

	Freq. (MHz)	Ant. Factor (dB/m)	Cable Loss (dB)	Reading (dBμV)	Emission Level (dBμV/m)	Limits (dBμV/m)	Margin (dB)	Remark
1	2359.120	28.40	6.30	9.38	44.08	74.00	29.92	Peak

Remarks: 1. Emission Level= Antenna Factor + Cable Loss + Reading.
 2. The emission levels that are 20dB below the official limit are not reported.

Site no. : A/C Chamber Data no. : 7
 Dis. / Ant. : 3m 3115(4927) Ant. pol. : HORIZONTAL
 Limit : FCC PART-15C (1G-AV)
 Env. / Ins. : N9020A 20°C/48% □Jarwei Wang
 EUT : WL-266N22
 Power Rating : DC 5V via USB
 Test Mode : TX2437(802.11g)

	Freq. (MHz)	Ant. Factor (dB/m)	Cable Loss (dB)	Reading (dBμV)	Emission Level (dBμV/m)	Limits (dBμV/m)	Margin (dB)	Remark
1	2359.120	28.40	6.30	1.64	36.34	54.00	17.66	Average

Remarks: 1. Emission Level= Antenna Factor + Cable Loss + Reading.
 2. The emission levels that are 20dB below the official limit are not reported.

Site no. : A/C Chamber Data no. : 4
 Dis. / Ant. : 3m 3115(4927) Ant. pol. : VERTICAL
 Limit : FCC PART-15C (1G-PK)
 Env. / Ins. : N9020A 20°C/48% □Jarwei Wang
 EUT : WL-266N22
 Power Rating : DC 5V via USB
 Test Mode : TX2437(802.11g)

	Freq. (MHz)	Ant. Factor (dB/m)	Cable Loss (dB)	Reading (dBµV)	Emission Level (dBµV/m)	Limits (dBµV/m)	Margin (dB)	Remark
1	2322.160	28.32	6.25	17.58	52.16	74.00	21.84	Peak

Remarks: 1. Emission Level= Antenna Factor + Cable Loss + Reading.
 2. The emission levels that are 20dB below the official limit are not reported.

Site no. : A/C Chamber Data no. : 8
 Dis. / Ant. : 3m 3115(4927) Ant. pol. : VERTICAL
 Limit : FCC PART-15C (1G-AV)
 Env. / Ins. : N9020A 20°C/48% □Jarwei Wang
 EUT : WL-266N22
 Power Rating : DC 5V via USB
 Test Mode : TX2437(802.11g)

	Freq. (MHz)	Ant. Factor (dB/m)	Cable Loss (dB)	Reading (dBµV)	Emission Level (dBµV/m)	Limits (dBµV/m)	Margin (dB)	Remark
1	2322.160	28.32	6.25	10.72	45.29	54.00	8.71	Average

Remarks: 1. Emission Level= Antenna Factor + Cable Loss + Reading.
 2. The emission levels that are 20dB below the official limit are not reported.

802.11g, Transmit, Frequency: 2462MHz

Site no. : A/C Chamber Data no. : 4
 Dis. / Ant. : 3m 3115(4927) Ant. pol. : HORIZONTAL
 Limit : FCC PART-15C (1G-PK)
 Env. / Ins. : N9020A 20°C/48% □Jarwei Wang
 EUT : WL-266N22
 Power Rating : DC 5V via USB
 Test Mode : TX2462(802.11g)

	Freq. (MHz)	Ant. Factor (dB/m)	Cable Loss (dB)	Reading (dBµV)	Emission Level (dBµV/m)	Limits (dBµV/m)	Margin (dB)	Remark
1	2322.160	28.32	6.25	16.50	51.08	74.00	22.92	Peak
2	2527.120	28.81	6.50	13.44	48.76	74.00	25.24	Peak

Remarks: 1. Emission Level= Antenna Factor + Cable Loss + Reading.
 2. The emission levels that are 20dB below the official limit are not reported.

Site no. : A/C Chamber Data no. : 10
 Dis. / Ant. : 3m 3115(4927) Ant. pol. : HORIZONTAL
 Limit : FCC PART-15C (1G-AV)
 Env. / Ins. : N9020A 20°C/48% □Jarwei Wang
 EUT : WL-266N22
 Power Rating : DC 5V via USB
 Test Mode : TX2462(802.11g)

	Freq. (MHz)	Ant. Factor (dB/m)	Cable Loss (dB)	Reading (dBµV)	Emission Level (dBµV/m)	Limits (dBµV/m)	Margin (dB)	Remark
1	2322.160	28.32	6.25	8.78	43.35	54.00	10.65	Average
2	2527.120	28.81	6.50	4.98	40.29	54.00	13.71	Average

Remarks: 1. Emission Level= Antenna Factor + Cable Loss + Reading.
 2. The emission levels that are 20dB below the official limit are not reported.

Site no. : A/C Chamber Data no. : 3
 Dis. / Ant. : 3m 3115(4927) Ant. pol. : VERTICAL
 Limit : FCC PART-15C (1G-PK)
 Env. / Ins. : N9020A 20°C/48% □Jarwei Wang
 EUT : WL-266N22
 Power Rating : DC 5V via USB
 Test Mode : TX2462(802.11g)

	Freq. (MHz)	Ant. Factor (dB/m)	Cable Loss (dB)	Reading (dBµV)	Emission Level (dBµV/m)	Limits (dBµV/m)	Margin (dB)	Remark
1	2308.720	28.28	6.23	16.34	50.86	74.00	23.14	Peak
2	2527.120	28.81	6.50	13.86	49.18	74.00	24.82	Peak

Remarks: 1. Emission Level= Antenna Factor + Cable Loss + Reading.
 2. The emission levels that are 20dB below the official limit are not reported.

Site no. : A/C Chamber Data no. : 9
 Dis. / Ant. : 3m 3115(4927) Ant. pol. : VERTICAL
 Limit : FCC PART-15C (1G-AV)
 Env. / Ins. : N9020A 20°C/48% □Jarwei Wang
 EUT : WL-266N22
 Power Rating : DC 5V via USB
 Test Mode : TX2462(802.11g)

	Freq. (MHz)	Ant. Factor (dB/m)	Cable Loss (dB)	Reading (dBµV)	Emission Level (dBµV/m)	Limits (dBµV/m)	Margin (dB)	Remark
1	2308.720	28.28	6.23	7.93	42.45	54.00	11.55	Average
2	2527.120	28.81	6.50	8.34	43.65	54.00	10.35	Average

Remarks: 1. Emission Level= Antenna Factor + Cable Loss + Reading.
 2. The emission levels that are 20dB below the official limit are not reported.

802.11n-HT20, Transmit, Frequency: 2412MHz

Site no. : A/C Chamber Data no. : 3
 Dis. / Ant. : 3m 3115(4927) Ant. pol. : HORIZONTAL
 Limit : FCC PART-15C (1G-PK)
 Env. / Ins. : N9020A 20°C/48% □Jarwei Wang
 EUT : WL-266N22
 Power Rating : DC 5V via USB
 Test Mode : TX2412(802.11n-HT20)

	Freq. (MHz)	Ant. Factor (dB/m)	Cable Loss (dB)	Reading (dBµV)	Emission Level (dBµV/m)	Limits (dBµV/m)	Margin (dB)	Remark
1	2359.120	28.40	6.30	13.44	48.14	74.00	25.86	Peak

Remarks: 1. Emission Level= Antenna Factor + Cable Loss + Reading.
 2. The emission levels that are 20dB below the official limit are not reported.

Site no. : A/C Chamber Data no. : 9
 Dis. / Ant. : 3m 3115(4927) Ant. pol. : HORIZONTAL
 Limit : FCC PART-15C (1G-AV)
 Env. / Ins. : N9020A 20°C/48% □Jarwei Wang
 EUT : WL-266N22
 Power Rating : DC 5V via USB
 Test Mode : TX2412(802.11n-HT20)

	Freq. (MHz)	Ant. Factor (dB/m)	Cable Loss (dB)	Reading (dBµV)	Emission Level (dBµV/m)	Limits (dBµV/m)	Margin (dB)	Remark
1	2359.120	28.40	6.30	5.76	40.46	54.00	13.54	Average

Remarks: 1. Emission Level= Antenna Factor + Cable Loss + Reading.
 2. The emission levels that are 20dB below the official limit are not reported.

Site no. : A/C Chamber Data no. : 4
 Dis. / Ant. : 3m 3115(4927) Ant. pol. : VERTICAL
 Limit : FCC PART-15C (1G-PK)
 Env. / Ins. : N9020A 20°C/48% □Jarwei Wang
 EUT : WL-266N22
 Power Rating : DC 5V via USB
 Test Mode : TX2412(802.11n-HT20)

	Freq. (MHz)	Ant. Factor (dB/m)	Cable Loss (dB)	Reading (dBµV)	Emission Level (dBµV/m)	Limits (dBµV/m)	Margin (dB)	Remark
1	2359.120	28.40	6.30	22.09	56.79	74.00	17.21	Peak

Remarks: 1. Emission Level= Antenna Factor + Cable Loss + Reading.
 2. The emission levels that are 20dB below the official limit are not reported.

Site no. : A/C Chamber Data no. : 10
 Dis. / Ant. : 3m 3115(4927) Ant. pol. : VERTICAL
 Limit : FCC PART-15C (1G-AV)
 Env. / Ins. : N9020A 20°C/48% □Jarwei Wang
 EUT : WL-266N22
 Power Rating : DC 5V via USB
 Test Mode : TX2412(802.11n-HT20)

	Freq. (MHz)	Ant. Factor (dB/m)	Cable Loss (dB)	Reading (dBµV)	Emission Level (dBµV/m)	Limits (dBµV/m)	Margin (dB)	Remark
1	2359.120	28.40	6.30	13.76	48.46	54.00	5.54	Average

Remarks: 1. Emission Level= Antenna Factor + Cable Loss + Reading.
 2. The emission levels that are 20dB below the official limit are not reported.

802.11n-HT20, Transmit, Frequency: 2437MHz

Site no. : A/C Chamber Data no. : 4
 Dis. / Ant. : 3m 3115(4927) Ant. pol. : HORIZONTAL
 Limit : FCC PART-15C (1G-PK)
 Env. / Ins. : N9020A 20°C/48% Jarwei Wang
 EUT : WL-266N22
 Power Rating : DC 5V via USB
 Test Mode : TX2437(802.11n-HT20)

	Freq. (MHz)	Ant. Factor (dB/m)	Cable Loss (dB)	Reading (dBµV)	Emission Level (dBµV/m)	Limits (dBµV/m)	Margin (dB)	Remark
1	2333.920	28.32	6.27	9.57	44.16	74.00	29.84	Peak

Remarks: 1. Emission Level= Antenna Factor + Cable Loss + Reading.
 2. The emission levels that are 20dB below the official limit are not reported.

Site no. : A/C Chamber Data no. : 10
 Dis. / Ant. : 3m 3115(4927) Ant. pol. : HORIZONTAL
 Limit : FCC PART-15C (1G-AV)
 Env. / Ins. : N9020A 20°C/48% Jarwei Wang
 EUT : WL-266N22
 Power Rating : DC 5V via USB
 Test Mode : TX2437(802.11n-HT20)

	Freq. (MHz)	Ant. Factor (dB/m)	Cable Loss (dB)	Reading (dBµV)	Emission Level (dBµV/m)	Limits (dBµV/m)	Margin (dB)	Remark
1	2333.920	28.32	6.27	2.75	37.34	54.00	16.66	Average

Remarks: 1. Emission Level= Antenna Factor + Cable Loss + Reading.
 2. The emission levels that are 20dB below the official limit are not reported.

Site no. : A/C Chamber
 Dis. / Ant. : 3m 3115(4927)
 Limit : FCC PART-15C (1G-PK)
 Env. / Ins. : N9020A 20°C/48%
 EUT : WL-266N22
 Power Rating : DC 5V via USB
 Test Mode : TX2437(802.11n-HT20)

Data no. : 3
 Ant. pol. : VERTICAL
Jarwei Wang

	Freq. (MHz)	Ant. Factor (dB/m)	Cable Loss (dB)	Reading (dBµV)	Emission Level (dBµV/m)	Limits (dBµV/m)	Margin (dB)	Remark
1	2364.160	28.40	6.30	16.40	51.10	74.00	22.90	Peak

Remarks: 1. Emission Level= Antenna Factor + Cable Loss + Reading.
 2. The emission levels that are 20dB below the official limit are not reported.

Site no. : A/C Chamber
 Dis. / Ant. : 3m 3115(4927)
 Limit : FCC PART-15C (1G-AV)
 Env. / Ins. : N9020A 20°C/48%
 EUT : WL-266N22
 Power Rating : DC 5V via USB
 Test Mode : TX2437(802.11n-HT20)

Data no. : 9
 Ant. pol. : VERTICAL
Jarwei Wang

	Freq. (MHz)	Ant. Factor (dB/m)	Cable Loss (dB)	Reading (dBµV)	Emission Level (dBµV/m)	Limits (dBµV/m)	Margin (dB)	Remark
1	2364.160	28.40	6.30	9.99	44.69	54.00	9.31	Average

Remarks: 1. Emission Level= Antenna Factor + Cable Loss + Reading.
 2. The emission levels that are 20dB below the official limit are not reported.

802.11n-HT20, Transmit, Frequency: 2462MHz

Site no. : A/C Chamber
 Dis. / Ant. : 3m 3115(4927)
 Limit : FCC PART-15C (1G-PK)
 Env. / Ins. : N9020A 20°C/48%
 EUT : WL-266N22
 Power Rating : DC 5V via USB
 Test Mode : TX2462(802.11n-HT20)

Data no. : 3
 Ant. pol. : HORIZONTAL
Jarwei Wang

	Freq. (MHz)	Ant. Factor (dB/m)	Cable Loss (dB)	Reading (dBµV)	Emission Level (dBµV/m)	Limits (dBµV/m)	Margin (dB)	Remark
1	2350.720	28.36	6.29	9.30	43.95	74.00	30.05	Peak

Remarks: 1. Emission Level= Antenna Factor + Cable Loss + Reading.
 2. The emission levels that are 20dB below the official limit are not reported.

Site no. : A/C Chamber
 Dis. / Ant. : 3m 3115(4927)
 Limit : FCC PART-15C (1G-AV)
 Env. / Ins. : N9020A 20°C/48%
 EUT : WL-266N22
 Power Rating : DC 5V via USB
 Test Mode : TX2462(802.11n-HT20)

Data no. : 9
 Ant. pol. : HORIZONTAL
Jarwei Wang

	Freq. (MHz)	Ant. Factor (dB/m)	Cable Loss (dB)	Reading (dBµV)	Emission Level (dBµV/m)	Limits (dBµV/m)	Margin (dB)	Remark
1	2350.720	28.36	6.29	2.34	36.99	54.00	17.01	Average

Remarks: 1. Emission Level= Antenna Factor + Cable Loss + Reading.
 2. The emission levels that are 20dB below the official limit are not reported.

Site no. : A/C Chamber Data no. : 4
 Dis. / Ant. : 3m 3115(4927) Ant. pol. : VERTICAL
 Limit : FCC PART-15C (1G-PK)
 Env. / Ins. : N9020A 20°C/48% □Jarwei Wang
 EUT : WL-266N22
 Power Rating : DC 5V via USB
 Test Mode : TX2462(802.11n-HT20)

	Freq. (MHz)	Ant. Factor (dB/m)	Cable Loss (dB)	Reading (dBμV)	Emission Level (dBμV/m)	Limits (dBμV/m)	Margin (dB)	Remark
1	2342.320	28.36	6.28	17.19	51.82	74.00	22.18	Peak
2	2515.360	28.76	6.49	15.39	50.63	74.00	23.37	Peak

Remarks: 1. Emission Level= Antenna Factor + Cable Loss + Reading.
 2. The emission levels that are 20dB below the official limit are not reported.

Site no. : A/C Chamber Data no. : 10
 Dis. / Ant. : 3m 3115(4927) Ant. pol. : VERTICAL
 Limit : FCC PART-15C (1G-AV)
 Env. / Ins. : N9020A 20°C/48% □Jarwei Wang
 EUT : WL-266N22
 Power Rating : DC 5V via USB
 Test Mode : TX2462(802.11n-HT20)

	Freq. (MHz)	Ant. Factor (dB/m)	Cable Loss (dB)	Reading (dBμV)	Emission Level (dBμV/m)	Limits (dBμV/m)	Margin (dB)	Remark
1	2342.320	28.36	6.28	8.60	43.23	54.00	10.77	Average
2	2515.360	28.76	6.49	6.96	42.20	54.00	11.80	Average

Remarks: 1. Emission Level= Antenna Factor + Cable Loss + Reading.
 2. The emission levels that are 20dB below the official limit are not reported.

802.11n-HT40, Transmit, Frequency: 2422MHz

Site no. : A/C Chamber Data no. : 4
 Dis. / Ant. : 3m 3115(4927) Ant. pol. : HORIZONTAL
 Limit : FCC PART-15C (1G-PK)
 Env. / Ins. : N9020A 20°C/48% Jarwei Wang
 EUT : WL-266N22
 Power Rating : DC 5V via USB
 Test Mode : TX2422(802.11n-HT40)

	Freq. (MHz)	Ant. Factor (dB/m)	Cable Loss (dB)	Reading (dBµV)	Emission Level (dBµV/m)	Limits (dBµV/m)	Margin (dB)	Remark
1	2317.120	28.28	6.25	10.63	45.16	74.00	28.84	Peak
2	2527.120	28.81	6.50	8.58	43.90	74.00	30.10	Peak

Remarks: 1. Emission Level= Antenna Factor + Cable Loss + Reading.
 2. The emission levels that are 20dB below the official limit are not reported.

Site no. : A/C Chamber Data no. : 10
 Dis. / Ant. : 3m 3115(4927) Ant. pol. : HORIZONTAL
 Limit : FCC PART-15C (1G-AV)
 Env. / Ins. : N9020A 20°C/48% Jarwei Wang
 EUT : WL-266N22
 Power Rating : DC 5V via USB
 Test Mode : TX2422(802.11n-HT40)

	Freq. (MHz)	Ant. Factor (dB/m)	Cable Loss (dB)	Reading (dBµV)	Emission Level (dBµV/m)	Limits (dBµV/m)	Margin (dB)	Remark
1	2317.120	28.28	6.25	1.81	36.35	54.00	17.65	Average
2	2527.120	28.81	6.50	1.92	37.23	54.00	16.77	Average

Remarks: 1. Emission Level= Antenna Factor + Cable Loss + Reading.
 2. The emission levels that are 20dB below the official limit are not reported.

Site no. : A/C Chamber
 Dis. / Ant. : 3m 3115(4927)
 Limit : FCC PART-15C (1G-PK)
 Env. / Ins. : N9020A 20°C/48% □Jarwei Wang
 EUT : WL-266N22
 Power Rating : DC 5V via USB
 Test Mode : TX2422(802.11n-HT40)

Data no. : 3
 Ant. pol. : VERTICAL

	Freq. (MHz)	Ant. Factor (dB/m)	Cable Loss (dB)	Reading (dBμV)	Emission Level (dBμV/m)	Limits (dBμV/m)	Margin (dB)	Remark
1	2317.120	28.28	6.25	17.35	51.88	74.00	22.12	Peak
2	2523.760	28.81	6.50	14.84	50.16	74.00	23.84	Peak

Remarks: 1. Emission Level= Antenna Factor + Cable Loss + Reading.
 2. The emission levels that are 20dB below the official limit are not reported.

Site no. : A/C Chamber
 Dis. / Ant. : 3m 3115(4927)
 Limit : FCC PART-15C (1G-AV)
 Env. / Ins. : N9020A 20°C/48% □Jarwei Wang
 EUT : WL-266N22
 Power Rating : DC 5V via USB
 Test Mode : TX2422(802.11n-HT40)

Data no. : 9
 Ant. pol. : VERTICAL

	Freq. (MHz)	Ant. Factor (dB/m)	Cable Loss (dB)	Reading (dBμV)	Emission Level (dBμV/m)	Limits (dBμV/m)	Margin (dB)	Remark
1	2317.120	28.28	6.25	8.81	43.35	54.00	10.65	Average
2	2523.760	28.81	6.50	6.82	42.13	54.00	11.87	Average

Remarks: 1. Emission Level= Antenna Factor + Cable Loss + Reading.
 2. The emission levels that are 20dB below the official limit are not reported.

802.11n-HT40, Transmit, Frequency: 2437MHz

Site no. : A/C Chamber Data no. : 3
 Dis. / Ant. : 3m 3115(4927) Ant. pol. : HORIZONTAL
 Limit : FCC PART-15C (1G-PK)
 Env. / Ins. : N9020A 20°C/48% □Jarwei Wang
 EUT : WL-266N22
 Power Rating : DC 5V via USB
 Test Mode : TX2437(802.11n-HT40)

	Freq. (MHz)	Ant. Factor (dB/m)	Cable Loss (dB)	Reading (dBµV)	Emission Level (dBµV/m)	Limits (dBµV/m)	Margin (dB)	Remark
1	2333.920	28.32	6.27	11.37	45.96	74.00	28.04	Peak

Remarks: 1. Emission Level= Antenna Factor + Cable Loss + Reading.
 2. The emission levels that are 20dB below the official limit are not reported.

Site no. : A/C Chamber Data no. : 9
 Dis. / Ant. : 3m 3115(4927) Ant. pol. : HORIZONTAL
 Limit : FCC PART-15C (1G-AV)
 Env. / Ins. : N9020A 20°C/48% □Jarwei Wang
 EUT : WL-266N22
 Power Rating : DC 5V via USB
 Test Mode : TX2437(802.11n-HT40)

	Freq. (MHz)	Ant. Factor (dB/m)	Cable Loss (dB)	Reading (dBµV)	Emission Level (dBµV/m)	Limits (dBµV/m)	Margin (dB)	Remark
1	2333.920	28.32	6.27	3.76	38.35	54.00	15.65	Average

Remarks: 1. Emission Level= Antenna Factor + Cable Loss + Reading.
 2. The emission levels that are 20dB below the official limit are not reported.

Site no. : A/C Chamber
 Dis. / Ant. : 3m 3115(4927)
 Limit : FCC PART-15C (1G-PK)
 Env. / Ins. : N9020A 20°C/48%
 EUT : WL-266N22
 Power Rating : DC 5V via USB
 Test Mode : TX2437(802.11n-HT40)

Data no. : 4
 Ant. pol. : VERTICAL
Jarwei Wang

	Freq. (MHz)	Ant. Factor (dB/m)	Cable Loss (dB)	Reading (dBµV)	Emission Level (dBµV/m)	Limits (dBµV/m)	Margin (dB)	Remark
1	2333.920	28.32	6.27	20.52	55.11	74.00	18.89	Peak
2	2540.560	28.87	6.53	14.57	49.97	74.00	24.03	Peak

Remarks: 1. Emission Level= Antenna Factor + Cable Loss + Reading.
 2. The emission levels that are 20dB below the official limit are not reported.

Site no. : A/C Chamber
 Dis. / Ant. : 3m 3115(4927)
 Limit : FCC PART-15C (1G-AV)
 Env. / Ins. : N9020A 20°C/48%
 EUT : WL-266N22
 Power Rating : DC 5V via USB
 Test Mode : TX2437(802.11n-HT40)

Data no. : 10
 Ant. pol. : VERTICAL
Jarwei Wang

	Freq. (MHz)	Ant. Factor (dB/m)	Cable Loss (dB)	Reading (dBµV)	Emission Level (dBµV/m)	Limits (dBµV/m)	Margin (dB)	Remark
1	2333.920	28.32	6.27	12.64	47.23	54.00	6.77	Average
2	2540.560	28.87	6.53	5.79	41.19	54.00	12.81	Average

Remarks: 1. Emission Level= Antenna Factor + Cable Loss + Reading.
 2. The emission levels that are 20dB below the official limit are not reported.

802.11n-HT40, Transmit, Frequency: 2452MHz

Site no. : A/C Chamber Data no. : 4
 Dis. / Ant. : 3m 3115(4927) Ant. pol. : HORIZONTAL
 Limit : FCC PART-15C (1G-PK)
 Env. / Ins. : N9020A 20°C/48% □Jarwei Wang
 EUT : WL-266N22
 Power Rating : DC 5V via USB
 Test Mode : TX2452(802.11n-HT40)

	Freq. (MHz)	Ant. Factor (dB/m)	Cable Loss (dB)	Reading (dBμV)	Emission Level (dBμV/m)	Limits (dBμV/m)	Margin (dB)	Remark
1	2359.120	28.40	6.30	11.65	46.35	74.00	27.65	Peak
2	2565.760	28.93	6.58	10.98	46.48	74.00	27.52	Peak

Remarks: 1. Emission Level= Antenna Factor + Cable Loss + Reading.
 2. The emission levels that are 20dB below the official limit are not reported.

Site no. : A/C Chamber Data no. : 10
 Dis. / Ant. : 3m 3115(4927) Ant. pol. : HORIZONTAL
 Limit : FCC PART-15C (1G-AV)
 Env. / Ins. : N9020A 20°C/48% □Jarwei Wang
 EUT : WL-266N22
 Power Rating : DC 5V via USB
 Test Mode : TX2452(802.11n-HT40)

	Freq. (MHz)	Ant. Factor (dB/m)	Cable Loss (dB)	Reading (dBμV)	Emission Level (dBμV/m)	Limits (dBμV/m)	Margin (dB)	Remark
1	2359.120	28.40	6.30	3.94	38.64	54.00	15.36	Average
2	2565.760	28.93	6.58	4.03	39.54	54.00	14.47	Average

Remarks: 1. Emission Level= Antenna Factor + Cable Loss + Reading.
 2. The emission levels that are 20dB below the official limit are not reported.

Site no. : A/C Chamber Data no. : 3
 Dis. / Ant. : 3m 3115(4927) Ant. pol. : VERTICAL
 Limit : FCC PART-15C (1G-PK)
 Env. / Ins. : N9020A 20°C/48% □Jarwei Wang
 EUT : WL-266N22
 Power Rating : DC 5V via USB
 Test Mode : TX2452(802.11n-HT40)

	Freq. (MHz)	Ant. Factor (dB/m)	Cable Loss (dB)	Reading (dBµV)	Emission Level (dBµV/m)	Limits (dBµV/m)	Margin (dB)	Remark
1	2359.120	28.40	6.30	20.00	54.70	74.00	19.30	Peak
2	2565.760	28.93	6.58	13.94	49.44	74.00	24.56	Peak

Remarks: 1. Emission Level= Antenna Factor + Cable Loss + Reading.
 2. The emission levels that are 20dB below the official limit are not reported.

Site no. : A/C Chamber Data no. : 9
 Dis. / Ant. : 3m 3115(4927) Ant. pol. : VERTICAL
 Limit : FCC PART-15C (1G-AV)
 Env. / Ins. : N9020A 20°C/48% □Jarwei Wang
 EUT : WL-266N22
 Power Rating : DC 5V via USB
 Test Mode : TX2452(802.11n-HT40)

	Freq. (MHz)	Ant. Factor (dB/m)	Cable Loss (dB)	Reading (dBµV)	Emission Level (dBµV/m)	Limits (dBµV/m)	Margin (dB)	Remark
1	2359.120	28.40	6.30	13.75	48.46	54.00	5.54	Average
2	2565.760	28.93	6.58	7.06	42.57	54.00	11.43	Average

Remarks: 1. Emission Level= Antenna Factor + Cable Loss + Reading.
 2. The emission levels that are 20dB below the official limit are not reported.

3.6.3. Restricted Bands Measurement Results

Date of Test : Dec. 10, 2010 Temperature : 20°C

EUT : WL-266N22-Duband Humidity : 48%

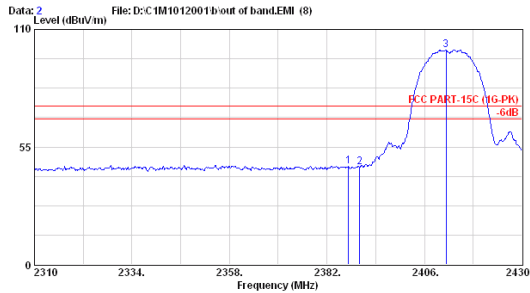
Test Mode : 802.11b, Transmit, Channel: 02, Frequency: 2412MHz

	Emission Frequency MHz	Antenna Factor dB/m	Cable Loss dB	Meter Reading Horizontal dBμV	Emission Level Horizontal dBμV/m	Limits dBμV/m	Margin dB
Peak *	2387.280	28.47	6.33	11.33	46.13	74.00	27.87
Average *	2389.560	28.47	6.34	0.52	35.33	54.00	18.67

- Remark : 1. Emission Level = Antenna Factor + Cable Loss + Meter Reading.
 2. Low frequency section (spurious in the restricted band 2310-2390MHz).
 3. '*' The field strength of emission appearing within Part 15.205(a) shall not exceed the limits shown in section 15.209.



AUDIX TECHNOLOGY Corp. EMC Laboratory
 No.53-11, Tin-Fu Tsun, Lin-Kou Hsiang, Taipei
 County, Taiwan R.O.C. Post Code 24443
 Tel:+886-2-26092133 Fax:+886-2-26099303
 Email:ttmc@ttmc.com.tw



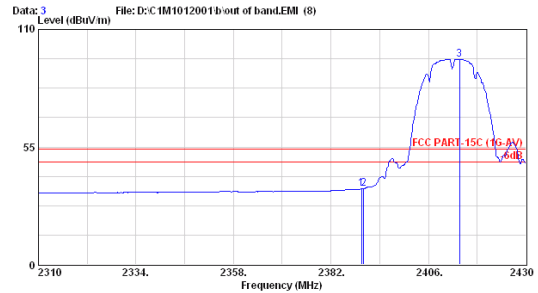
Site no. : A/C Chamber Data no. : 2
 Dis. / Ant. : 3m 3115 (4927) Ant. pol. : HORIZONTAL
 Limit : FCC PART-15C (1G-PK)
 Env. / Ins. : N9020A 20°C/48% □Jarwei Wang
 EUT : WL-266N22
 Power Rating : DC 5V via USB
 Test Mode : TX2412 (802.11b)

Freq. (MHz)	Ant. Factor (dB/m)	Cable Loss (dB)	Reading (dBμV)	Emission Level (dBμV/m)	Limits (dBμV/m)	Margin (dB)	Remark
1 2387.280	28.47	6.33	11.33	46.13	74.00	27.87	Peak
2 2390.040	28.47	6.34	10.74	45.56	74.00	28.44	Peak
3 2411.280	28.51	6.36	65.53	100.40	74.00	-26.40	Peak

Remarks: 1. Emission Level= Antenna Factor + Cable Loss + Reading.
 2. The emission levels that are 20dB below the official limit are not reported.



AUDIX TECHNOLOGY Corp. EMC Laboratory
 No.53-11, Tin-Fu Tsun, Lin-Kou Hsiang, Taipei
 County, Taiwan R.O.C. Post Code 24443
 Tel:+886-2-26092133 Fax:+886-2-26099303
 Email:ttmc@ttmc.com.tw



Site no. : A/C Chamber Data no. : 3
 Dis. / Ant. : 3m 3115 (4927) Ant. pol. : HORIZONTAL
 Limit : FCC PART-15C (1G-AV)
 Env. / Ins. : N9020A 20°C/48% □Jarwei Wang
 EUT : WL-266N22
 Power Rating : DC 5V via USB
 Test Mode : TX2412 (802.11b)

Freq. (MHz)	Ant. Factor (dB/m)	Cable Loss (dB)	Reading (dBμV)	Emission Level (dBμV/m)	Limits (dBμV/m)	Margin (dB)	Remark
1 2389.560	28.47	6.34	0.52	35.33	54.00	18.67	Average
2 2390.040	28.47	6.34	0.54	35.36	54.00	18.64	Average
3 2413.680	28.51	6.36	61.20	96.07	54.00	-42.07	Average

Remarks: 1. Emission Level= Antenna Factor + Cable Loss + Reading.
 2. The emission levels that are 20dB below the official limit are not reported.

Date of Test : Dec. 10, 2010 Temperature : 20°C

EUT : WL-266N22-Duband Humidity : 48%

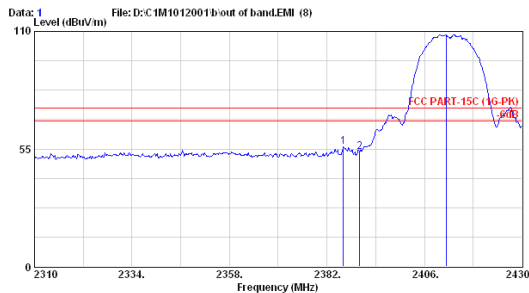
Test Mode : 802.11b, Transmit, Channel: 02, Frequency: 2412MHz

	Emission Frequency MHz	Antenna Factor dB/m	Cable Loss dB	Meter Reading Vertical dBμV	Emission Level Vertical dBμV/m	Limits dBμV/m	Margin dB
Peak *	2386.080	28.47	6.33	21.24	56.04	74.00	17.96
Average *	2387.040	28.47	6.33	9.41	44.21	54.00	9.79

- Remark : 1. Emission Level = Antenna Factor + Cable Loss + Meter Reading.
 2. Low frequency section (spurious in the restricted band 2310-2390MHz).
 3. ‘*’ The field strength of emission appearing within Part 15.205(a) shall not exceed the limits shown in section 15.209.



AUDIX TECHNOLOGY Corp. EMC Laboratory
 No.53-11, Tin-Ro Tsun, Lin-Kou Hsiang, Taipei
 County, Taiwan.R.O.C. Post Code:24443
 Tel:+886-2-26092133 Fax:+886-2-26099303
 Email:temc@ttemc.com.tw



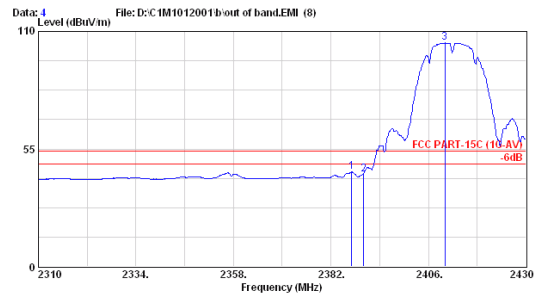
Site no. : A/C Chamber Data no. : 1
 Dis. / Ant. : 3m 3115 (4927) Ant. pol. : VERTICAL
 Limit : FCC PART-15C (1G-PK)
 Env. / Ins. : N9020A 20°C/48% □Jarwei Wang
 EUT : WL-266N22
 Power Rating : DC 5V via USB
 Test Mode : TX2412 (802.11b)

	Freq. (MHz)	Ant. Factor (dB/m)	Cable Loss (dB)	Reading (dBμV)	Emission Level (dBμV/m)	Limits (dBμV/m)	Margin (dB)	Remark
1	2386.080	28.47	6.33	21.24	56.05	74.00	17.95	Peak
2	2390.040	28.47	6.34	18.81	53.63	74.00	20.37	Peak
3	2411.280	28.51	6.36	73.68	108.55	74.00	-34.55	Peak

Remarks: 1. Emission Level= Antenna Factor + Cable Loss + Reading.
 2. The emission levels that are 20dB below the official limit are not reported.



AUDIX TECHNOLOGY Corp. EMC Laboratory
 No.53-11, Tin-Ro Tsun, Lin-Kou Hsiang, Taipei
 County, Taiwan.R.O.C. Post Code:24443
 Tel:+886-2-26092133 Fax:+886-2-26099303
 Email:temc@ttemc.com.tw



Site no. : A/C Chamber Data no. : 4
 Dis. / Ant. : 3m 3115 (4927) Ant. pol. : VERTICAL
 Limit : FCC PART-15C (1G-AV)
 Env. / Ins. : N9020A 20°C/48% □Jarwei Wang
 EUT : WL-266N22
 Power Rating : DC 5V via USB
 Test Mode : TX2412 (802.11b)

	Freq. (MHz)	Ant. Factor (dB/m)	Cable Loss (dB)	Reading (dBμV)	Emission Level (dBμV/m)	Limits (dBμV/m)	Margin (dB)	Remark
1	2387.040	28.47	6.33	9.41	44.21	54.00	9.79	Average
2	2390.040	28.47	6.34	8.30	43.12	54.00	10.88	Average
3	2410.080	28.51	6.36	69.80	104.67	54.00	-50.67	Average

Remarks: 1. Emission Level= Antenna Factor + Cable Loss + Reading.
 2. The emission levels that are 20dB below the official limit are not reported.

Date of Test : Dec. 10, 2010 Temperature : 20°C

EUT : WL-266N22-Duband Humidity : 48%

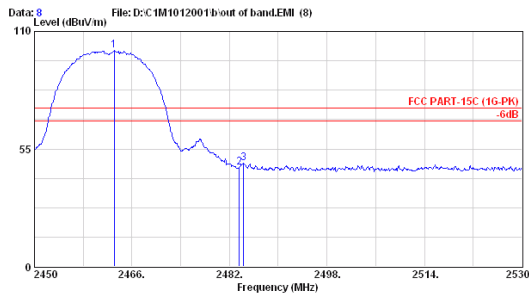
Test Mode : 802.11b, Transmit, Channel: 11, Frequency: 2462MHz

	Emission Frequency MHz	Antenna Factor dB/m	Cable Loss dB	Meter Reading Horizontal dBμV	Emission Level Horizontal dBμV/m	Limits dBμV/m	Margin dB
Peak *	2484.320	28.66	6.45	13.14	48.25	74.00	25.75
Average *	2484.160	28.66	6.45	3.25	38.36	54.00	15.64

- Remark : 1. Emission Level = Antenna Factor + Cable Loss + Meter Reading.
 2. High frequency section (spurious in the restricted band 2483.5-2500MHz).
 3. '*' The field strength of emission appearing within Part 15.205(a) shall not exceed the limits shown in section 15.209.



AUDIX TECHNOLOGY Corp. EMC Laboratory
 No.53-11, Tin-Ro Tsun, Lin-Kou Hsiang, Taipei
 County, Taiwan.R.O.C. Post Code:24443
 Tel:+886-2-26092133 Fax:+886-2-26099303
 Email:temc@temc.com.tw



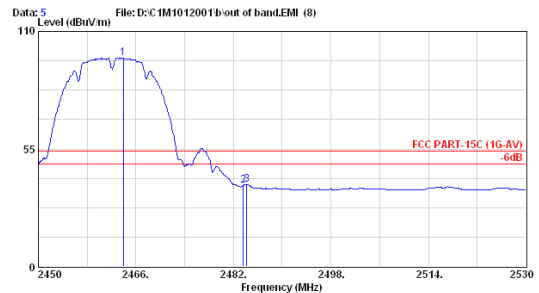
Site no. : A/C Chamber Data no. : 8
 Dis. / Ant. : 3m 3115 (4927) Ant. pol. : HORIZONTAL
 Limit : FCC PART-15C (1G-PK)
 Env. / Ins. : N9020A 20°C/48% □Jarwei Wang
 EUT : WL-266N22
 Power Rating : DC 5V via USB
 Test Mode : TX2462 (802.11b)

	Freq. (MHz)	Ant. Factor (dB/m)	Cable Loss (dB)	Reading (dBμV)	Emission Level (dBμV/m)	Limits (dBμV/m)	Margin (dB)	Remark
1	2463.120	28.62	6.42	65.89	100.94	74.00	-26.94	Peak
2	2483.600	28.66	6.45	11.38	46.49	74.00	27.51	Peak
3	2484.320	28.66	6.45	13.14	48.25	74.00	25.75	Peak

Remarks: 1. Emission Level= Antenna Factor + Cable Loss + Reading.
 2. The emission levels that are 20dB below the official limit are not reported.



AUDIX TECHNOLOGY Corp. EMC Laboratory
 No.53-11, Tin-Ro Tsun, Lin-Kou Hsiang, Taipei
 County, Taiwan.R.O.C. Post Code:24443
 Tel:+886-2-26092133 Fax:+886-2-26099303
 Email:temc@temc.com.tw



Site no. : A/C Chamber Data no. : 5
 Dis. / Ant. : 3m 3115 (4927) Ant. pol. : HORIZONTAL
 Limit : FCC PART-15C (1G-AV)
 Env. / Ins. : N9020A 20°C/48% □Jarwei Wang
 EUT : WL-266N22
 Power Rating : DC 5V via USB
 Test Mode : TX2462 (802.11b)

	Freq. (MHz)	Ant. Factor (dB/m)	Cable Loss (dB)	Reading (dBμV)	Emission Level (dBμV/m)	Limits (dBμV/m)	Margin (dB)	Remark
1	2463.920	28.62	6.42	62.60	97.64	54.00	-43.64	Average
2	2483.600	28.66	6.45	2.71	37.83	54.00	16.17	Average
3	2484.160	28.66	6.45	3.25	38.36	54.00	15.64	Average

Remarks: 1. Emission Level= Antenna Factor + Cable Loss + Reading.
 2. The emission levels that are 20dB below the official limit are not reported.

Date of Test : Dec. 10, 2010 Temperature : 20°C

EUT : WL-266N22-Duband Humidity : 48%

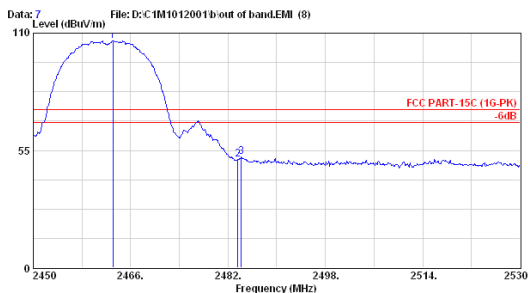
Test Mode : 802.11b, Transmit, Channel: 11, Frequency: 2462MHz

	Emission Frequency MHz	Antenna Factor dB/m	Cable Loss dB	Meter Reading Vertical dBμV	Emission Level Vertical dBμV/m	Limits dBμV/m	Margin dB
Peak *	2484.160	28.66	6.45	16.95	52.06	74.00	21.94
Average *	2484.160	28.66	6.45	6.74	41.85	54.00	12.15

- Remark : 1. Emission Level = Antenna Factor + Cable Loss + Meter Reading.
 2. High frequency section (spurious in the restricted band 2483.5-2500MHz).
 3. '*' The field strength of emission appearing within Part 15.205(a) shall not exceed the limits shown in section 15.209.



AUDIX TECHNOLOGY Corp. EMC Laboratory
 No.53-11, Tin-Fu Tsun, Lin-Kou Hsiang, Taipei
 County, Taiwan R.O.C. Post Code 24443
 Tel:+886-2-26092133 Fax:+886-2-26099303
 Email:temc@itemc.com.tw



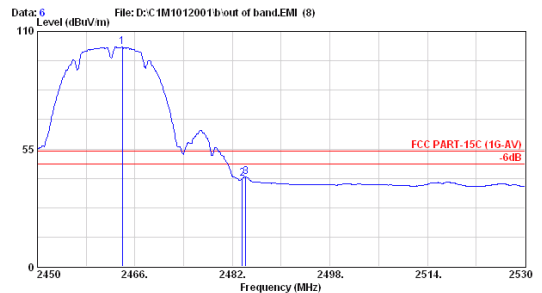
Site no. : A/C Chamber Data no. : 7
 Dis. / Ant. : 3m 3115 (4927) Ant. pol. : VERTICAL
 Limit : FCC PART-15C (1G-PK)
 Env. / Ins. : N9020A 20°C/48% □Jarwei Wang
 EUT : WL-266N22
 Power Rating : DC 5V via USB
 Test Mode : TX2462 (802.11b)

Freq. (MHz)	Ant. Factor (dB/m)	Cable Loss (dB)	Reading (dBμV)	Emission Level (dBμV/m)	Limits (dBμV/m)	Margin (dB)	Remark
1 2463.120	28.62	6.42	71.49	106.54	74.00	-32.54	Peak
2 2483.600	28.66	6.45	15.54	50.65	74.00	23.35	Peak
3 2484.160	28.66	6.45	16.95	52.06	74.00	21.94	Peak

Remarks: 1. Emission Level= Antenna Factor + Cable Loss + Reading.
 2. The emission levels that are 20dB below the official limit are not reported.



AUDIX TECHNOLOGY Corp. EMC Laboratory
 No.53-11, Tin-Fu Tsun, Lin-Kou Hsiang, Taipei
 County, Taiwan R.O.C. Post Code 24443
 Tel:+886-2-26092133 Fax:+886-2-26099303
 Email:temc@itemc.com.tw



Site no. : A/C Chamber Data no. : 6
 Dis. / Ant. : 3m 3115 (4927) Ant. pol. : VERTICAL
 Limit : FCC PART-15C (1G-AV)
 Env. / Ins. : N9020A 20°C/48% □Jarwei Wang
 EUT : WL-266N22
 Power Rating : DC 5V via USB
 Test Mode : TX2462 (802.11b)

Freq. (MHz)	Ant. Factor (dB/m)	Cable Loss (dB)	Reading (dBμV)	Emission Level (dBμV/m)	Limits (dBμV/m)	Margin (dB)	Remark
1 2463.920	28.62	6.42	67.60	102.64	54.00	-48.64	Average
2 2483.600	28.66	6.45	6.03	41.15	54.00	12.85	Average
3 2484.160	28.66	6.45	6.74	41.85	54.00	12.15	Average

Remarks: 1. Emission Level= Antenna Factor + Cable Loss + Reading.
 2. The emission levels that are 20dB below the official limit are not reported.

Date of Test : Dec. 10, 2010 Temperature : 20°C

EUT : WL-266N22-Duband Humidity : 48%

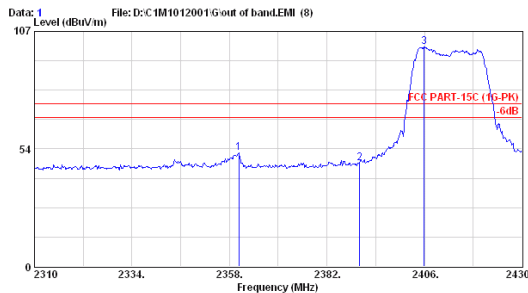
Test Mode : 802.11g, Transmit, Channel: 02, Frequency: 2412MHz

	Emission Frequency MHz	Antenna Factor dB/m	Cable Loss dB	Meter Reading Horizontal dBμV	Emission Level Horizontal dBμV/m	Limits dBμV/m	Margin dB
Peak *	2360.280	28.40	6.30	17.18	51.88	74.00	22.12
Average *	2359.680	28.40	6.30	5.61	40.31	54.00	13.69

- Remark : 1. Emission Level = Antenna Factor + Cable Loss + Meter Reading.
 2. Low frequency section (spurious in the restricted band 2310-2390MHz).
 3. ‘*’ The field strength of emission appearing within Part 15.205(a) shall not exceed the limits shown in section 15.209.



AUDIX TECHNOLOGY Corp. EMC Laboratory
 No.53-11, Tin-Fu Tsun, Lin-Kou Hsiang, Taipei
 County, Taiwan, R.O.C. Post Code: 24443
 Tel:+886-2-26092133 Fax:+886-2-26099303
 Email:ttmc@ttmc.com.tw



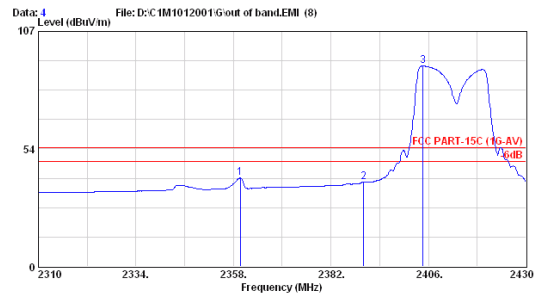
Site no. : A/C Chamber Data no. : 1
 Dis. / Ant. : 3m 3115 (4927) Ant. pol. : HORIZONTAL
 Limit : FCC PART-15C (1G-PK)
 Env. / Ins. : N9020A 20°C/48% □Jarwei Wang
 EUT : WL-266N22
 Power Rating : DC 5V via USB
 Test Mode : TX2462 (802.11g)

Peak	Freq. (MHz)	Ant. Factor (dB/m)	Cable Loss (dB)	Reading (dBμV)	Emission Level (dBμV/m)	Limits (dBμV/m)	Margin (dB)	Remark
1	2360.280	28.40	6.30	17.18	51.88	74.00	22.12	Peak
2	2390.040	28.47	6.34	12.04	46.86	74.00	27.14	Peak
3	2405.880	28.51	6.36	65.10	99.97	74.00	-25.97	Peak

Remarks: 1. Emission Level= Antenna Factor + Cable Loss + Reading.
 2. The emission levels that are 20dB below the official limit are not reported.



AUDIX TECHNOLOGY Corp. EMC Laboratory
 No.53-11, Tin-Fu Tsun, Lin-Kou Hsiang, Taipei
 County, Taiwan, R.O.C. Post Code: 24443
 Tel:+886-2-26092133 Fax:+886-2-26099303
 Email:ttmc@ttmc.com.tw



Site no. : A/C Chamber Data no. : 4
 Dis. / Ant. : 3m 3115 (4927) Ant. pol. : HORIZONTAL
 Limit : FCC PART-15C (1G-AV)
 Env. / Ins. : N9020A 20°C/48% □Jarwei Wang
 EUT : WL-266N22
 Power Rating : DC 5V via USB
 Test Mode : TX2462 (802.11g)

Average	Freq. (MHz)	Ant. Factor (dB/m)	Cable Loss (dB)	Reading (dBμV)	Emission Level (dBμV/m)	Limits (dBμV/m)	Margin (dB)	Remark
1	2359.680	28.40	6.30	5.61	40.31	54.00	13.69	Average
2	2390.040	28.47	6.34	3.44	38.26	54.00	15.74	Average
3	2404.680	28.51	6.36	56.46	91.33	54.00	-37.33	Average

Remarks: 1. Emission Level= Antenna Factor + Cable Loss + Reading.
 2. The emission levels that are 20dB below the official limit are not reported.

Date of Test : Dec. 10, 2010 Temperature : 20°C

EUT : WL-266N22-Duband Humidity : 48%

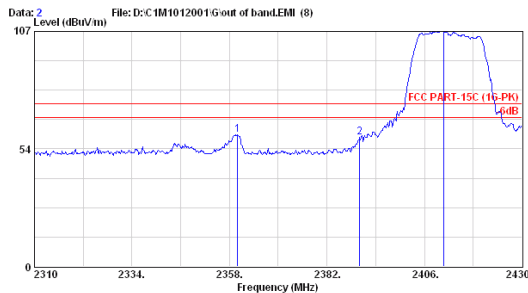
Test Mode : 802.11g, Transmit, Channel: 02, Frequency: 2412MHz

	Emission Frequency MHz	Antenna Factor dB/m	Cable Loss dB	Meter Reading Vertical dBμV	Emission Level Vertical dBμV/m	Limits dBμV/m	Margin dB
Peak *	2360.040	28.40	6.30	25.17	59.87	74.00	14.13
Average *	2359.680	28.40	6.30	12.07	46.77	54.00	7.23

- Remark : 1. Emission Level = Antenna Factor + Cable Loss + Meter Reading.
 2. Low frequency section (spurious in the restricted band 2310-2390MHz).
 3. ‘*’ The field strength of emission appearing within Part 15.205(a) shall not exceed the limits shown in section 15.209.



AUDIX TECHNOLOGY Corp. EMC Laboratory
 No.53-11, Tin-Ro Tsun, Lin-Kou Hsiang, Taipei
 County, Taiwan.R.O.C. Post Code:24443
 Tel:+886-2-26092133 Fax:+886-2-26099303
 Email:temc@itemc.com.tw



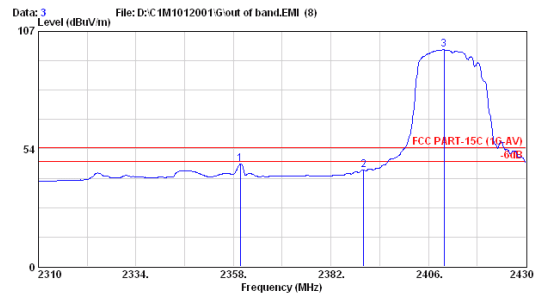
Site no. : A/C Chamber Data no. : 2
 Dis. / Ant. : 3m 3115 (4927) Ant. pol. : VERTICAL
 Limit : FCC PART-15C (16-PK)
 Env. / Ins. : N9020A 20°C/48% □Jarwei Wang
 EUT : WL-266N22
 Power Rating : DC 5V via USB
 Test Mode : TX2462 (802.11g)

	Freq. (MHz)	Ant. Factor (dB/m)	Cable Loss (dB)	Reading (dBμV)	Emission Level (dBμV/m)	Limits (dBμV/m)	Margin (dB)	Remark
1	2360.040	28.40	6.30	25.17	59.87	74.00	14.13	Peak
2	2390.040	28.47	6.34	23.90	58.72	74.00	15.28	Peak
3	2410.680	28.51	6.36	72.67	107.54	74.00	-33.54	Peak

Remarks: 1. Emission Level= Antenna Factor + Cable Loss + Reading.
 2. The emission levels that are 20dB below the official limit are not reported.



AUDIX TECHNOLOGY Corp. EMC Laboratory
 No.53-11, Tin-Ro Tsun, Lin-Kou Hsiang, Taipei
 County, Taiwan.R.O.C. Post Code:24443
 Tel:+886-2-26092133 Fax:+886-2-26099303
 Email:temc@itemc.com.tw



Site no. : A/C Chamber Data no. : 3
 Dis. / Ant. : 3m 3115 (4927) Ant. pol. : VERTICAL
 Limit : FCC PART-15C (16-AV)
 Env. / Ins. : N9020A 20°C/48% □Jarwei Wang
 EUT : WL-266N22
 Power Rating : DC 5V via USB
 Test Mode : TX2462 (802.11g)

	Freq. (MHz)	Ant. Factor (dB/m)	Cable Loss (dB)	Reading (dBμV)	Emission Level (dBμV/m)	Limits (dBμV/m)	Margin (dB)	Remark
1	2359.680	28.40	6.30	12.07	46.77	54.00	7.23	Average
2	2390.040	28.47	6.34	9.05	43.87	54.00	10.13	Average
3	2409.840	28.51	6.36	63.74	98.61	54.00	-44.61	Average

Remarks: 1. Emission Level= Antenna Factor + Cable Loss + Reading.
 2. The emission levels that are 20dB below the official limit are not reported.

Date of Test : Dec. 10, 2010 Temperature : 20°C

EUT : WL-266N22-Duband Humidity : 48%

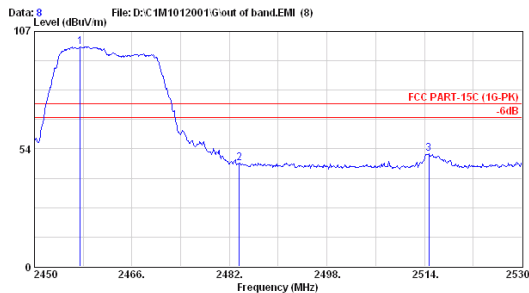
Test Mode : 802.11g, Transmit, Channel: 11, Frequency: 2462MHz

	Emission Frequency MHz	Antenna Factor dB/m	Cable Loss dB	Meter Reading Horizontal dBμV	Emission Level Horizontal dBμV/m	Limits dBμV/m	Margin dB
Peak *	2483.600	28.66	6.45	11.90	47.01	74.00	26.99
Average *	2483.600	28.66	6.45	2.07	37.18	54.00	16.82

- Remark : 1. Emission Level = Antenna Factor + Cable Loss + Meter Reading.
 2. High frequency section (spurious in the restricted band 2483.5-2500MHz).
 3. ‘*’ The field strength of emission appearing within Part 15.205(a) shall not exceed the limits shown in section 15.209.



AUDIX TECHNOLOGY Corp. EMC Laboratory
 No.53-11, Tin-Ro Tsun, Lin-Kou Hsiang, Taipei
 County, Taiwan.R.O.C. Post Code:24443
 Tel:+886-2-26092133 Fax:+886-2-26099303
 Email:temc@temc.com.tw



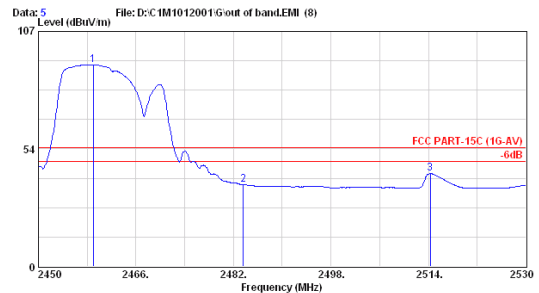
Site no. : A/C Chamber Data no. : 8
 Dis. / Ant. : 3m 3115 (4927) Ant. pol. : HORIZONTAL
 Limit : FCC PART-15C (1G-PK)
 Env. / Ins. : N9020A 20°C/48% □Jarwei Wang
 EUT : WL-266N22
 Power Rating : DC 5V via USB
 Test Mode : TX2462 (802.11g)

	Freq. (MHz)	Ant. Factor (dB/m)	Cable Loss (dB)	Reading (dBμV)	Emission Level (dBμV/m)	Limits (dBμV/m)	Margin (dB)	Remark
1	2457.520	28.62	6.42	65.09	100.13	74.00	-26.13	Peak
2	2483.600	28.66	6.45	11.90	47.01	74.00	26.99	Peak
3	2514.720	28.76	6.49	15.95	51.19	74.00	22.81	Peak

Remarks: 1. Emission Level= Antenna Factor + Cable Loss + Reading.
 2. The emission levels that are 20dB below the official limit are not reported.



AUDIX TECHNOLOGY Corp. EMC Laboratory
 No.53-11, Tin-Ro Tsun, Lin-Kou Hsiang, Taipei
 County, Taiwan.R.O.C. Post Code:24443
 Tel:+886-2-26092133 Fax:+886-2-26099303
 Email:temc@temc.com.tw



Site no. : A/C Chamber Data no. : 5
 Dis. / Ant. : 3m 3115 (4927) Ant. pol. : HORIZONTAL
 Limit : FCC PART-15C (1G-AV)
 Env. / Ins. : N9020A 20°C/48% □Jarwei Wang
 EUT : WL-266N22
 Power Rating : DC 5V via USB
 Test Mode : TX2462 (802.11g)

	Freq. (MHz)	Ant. Factor (dB/m)	Cable Loss (dB)	Reading (dBμV)	Emission Level (dBμV/m)	Limits (dBμV/m)	Margin (dB)	Remark
1	2458.960	28.62	6.42	56.79	91.83	54.00	-37.83	Average
2	2483.600	28.66	6.45	2.07	37.18	54.00	16.82	Average
3	2514.320	28.76	6.49	6.95	42.20	54.00	11.80	Average

Remarks: 1. Emission Level= Antenna Factor + Cable Loss + Reading.
 2. The emission levels that are 20dB below the official limit are not reported.

Date of Test : Dec. 10, 2010 Temperature : 20°C

EUT : WL-266N22-Duband Humidity : 48%

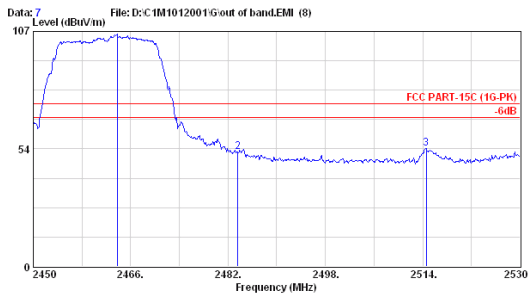
Test Mode : 802.11g, Transmit, Channel: 11, Frequency: 2462MHz

	Emission Frequency MHz	Antenna Factor dB/m	Cable Loss dB	Meter Reading Vertical dBμV	Emission Level Vertical dBμV/m	Limits dBμV/m	Margin dB
Peak *	2483.600	28.66	6.45	16.89	52.00	74.00	22.00
Average *	2483.600	28.66	6.45	4.60	39.71	54.00	14.29

- Remark : 1. Emission Level = Antenna Factor + Cable Loss + Meter Reading.
 2. High frequency section (spurious in the restricted band 2483.5-2500MHz).
 3. '*' The field strength of emission appearing within Part 15.205(a) shall not exceed the limits shown in section 15.209.



AUDIX TECHNOLOGY Corp. EMC Laboratory
 No.53-11, Tin-Fu Tsuei, Lin-Kou Hsiang, Taipei
 County, Taiwan R.O.C. Post Code 24443
 Tel:+886-2-26092133 Fax:+886-2-26099303
 Email:temc@ttemc.com.tw



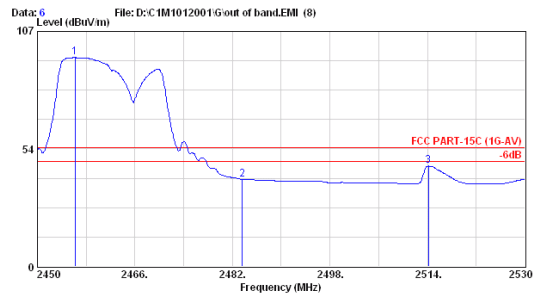
Site no. : A/C Chamber Data no. : 7
 Dis. / Ant. : 3m 3115(4927) Ant. pol. : VERTICAL
 Limit : FCC PART-15C (1G-PK)
 Env. / Ins. : N9020A 20°C/48% □Jarwei Wang
 EUT : WL-266N22
 Power Rating : DC 5V via USB
 Test Mode : TX2462 (802.11g)

Freq. (MHz)	Ant. Factor (dB/m)	Cable Loss (dB)	Reading (dBμV)	Emission Level (dBμV/m)	Limits (dBμV/m)	Margin (dB)	Remark
1 2463.760	28.62	6.42	70.60	105.64	74.00	-31.64	Peak
2 2483.600	28.66	6.45	16.89	52.00	74.00	22.00	Peak
3 2514.560	28.76	6.49	18.55	53.79	74.00	20.21	Peak

Remarks: 1. Emission Level= Antenna Factor + Cable Loss + Reading.
 2. The emission levels that are 20dB below the official limit are not reported.



AUDIX TECHNOLOGY Corp. EMC Laboratory
 No.53-11, Tin-Fu Tsuei, Lin-Kou Hsiang, Taipei
 County, Taiwan R.O.C. Post Code 24443
 Tel:+886-2-26092133 Fax:+886-2-26099303
 Email:temc@ttemc.com.tw



Site no. : A/C Chamber Data no. : 6
 Dis. / Ant. : 3m 3115(4927) Ant. pol. : VERTICAL
 Limit : FCC PART-15C (1G-AV)
 Env. / Ins. : N9020A 20°C/48% □Jarwei Wang
 EUT : WL-266N22
 Power Rating : DC 5V via USB
 Test Mode : TX2462 (802.11g)

Freq. (MHz)	Ant. Factor (dB/m)	Cable Loss (dB)	Reading (dBμV)	Emission Level (dBμV/m)	Limits (dBμV/m)	Margin (dB)	Remark
1 2456.160	28.62	6.42	60.04	95.09	54.00	-41.09	Average
2 2483.600	28.66	6.45	4.60	39.71	54.00	14.29	Average
3 2514.160	28.76	6.49	10.45	45.70	54.00	8.30	Average

Remarks: 1. Emission Level= Antenna Factor + Cable Loss + Reading.
 2. The emission levels that are 20dB below the official limit are not reported.

Date of Test : Dec. 10, 2010 Temperature : 20°C

EUT : WL-266N22-Duband Humidity : 48%

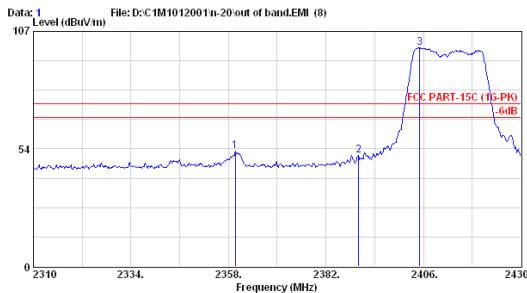
Test Mode : 802.11n-HT20, Transmit, Channel: 02, Frequency: 2412MHz

	Emission Frequency MHz	Antenna Factor dB/m	Cable Loss dB	Meter Reading Horizontal dBμV	Emission Level Horizontal dBμV/m	Limits dBμV/m	Margin dB
Peak *	2359.680	28.40	6.30	17.73	52.43	74.00	21.57
Average *	2360.040	28.40	6.30	5.73	40.43	54.00	13.57

- Remark : 1. Emission Level = Antenna Factor + Cable Loss + Meter Reading.
 2. Low frequency section (spurious in the restricted band 2310-2390MHz).
 3. '*' The field strength of emission appearing within Part 15.205(a) shall not exceed the limits shown in section 15.209.



AUDIX TECHNOLOGY Corp. EMC Laboratory
 No.53-11, Tin-Fu Tsun, Lin-Kou Hsiang, Taipei
 County, Taiwan, R.O.C. Post Code: 24443
 Tel:+886-2-26092133 Fax:+886-2-26099303
 Email:tttmc@tttmc.com.tw



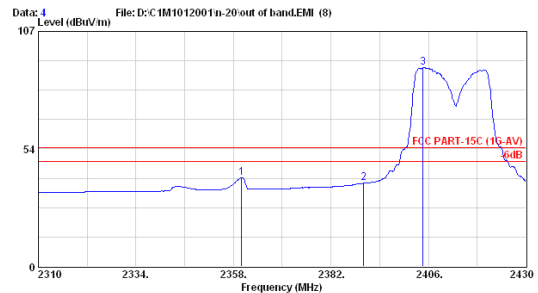
Site no. : A/C Chamber Data no. : 1
 Dis. / Ant. : 3m 3115 (4927) Ant. pol. : HORIZONTAL
 Limit : FCC PART-15C (1G-PK)
 Env. / Ins. : N9020A 20°C/48% □Jarwei Wang
 EUT : WL-266N22
 Power Rating : DC 5V via USB
 Test Mode : TX2412 (802.11n-HT20)

Freq. (MHz)	Ant. Factor (dB/m)	Cable Loss (dB)	Reading (dBμV)	Emission Level (dBμV/m)	Limits (dBμV/m)	Margin (dB)	Remark
1 2359.680	28.40	6.30	17.73	52.43	74.00	21.57	Peak
2 2390.040	28.47	6.34	15.55	50.37	74.00	23.63	Peak
3 2405.040	28.51	6.36	64.71	99.58	74.00	-25.58	Peak

Remarks: 1. Emission Level= Antenna Factor + Cable Loss + Reading.
 2. The emission levels that are 20dB below the official limit are not reported.



AUDIX TECHNOLOGY Corp. EMC Laboratory
 No.53-11, Tin-Fu Tsun, Lin-Kou Hsiang, Taipei
 County, Taiwan, R.O.C. Post Code: 24443
 Tel:+886-2-26092133 Fax:+886-2-26099303
 Email:tttmc@tttmc.com.tw



Site no. : A/C Chamber Data no. : 4
 Dis. / Ant. : 3m 3115 (4927) Ant. pol. : HORIZONTAL
 Limit : FCC PART-15C (1G-AV)
 Env. / Ins. : N9020A 20°C/48% □Jarwei Wang
 EUT : WL-266N22
 Power Rating : DC 5V via USB
 Test Mode : TX2412 (802.11n-HT20)

Freq. (MHz)	Ant. Factor (dB/m)	Cable Loss (dB)	Reading (dBμV)	Emission Level (dBμV/m)	Limits (dBμV/m)	Margin (dB)	Remark
1 2360.040	28.40	6.30	5.73	40.43	54.00	13.57	Average
2 2390.040	28.47	6.34	3.01	37.83	54.00	16.17	Average
3 2404.680	28.51	6.36	55.55	90.42	54.00	-36.42	Average

Remarks: 1. Emission Level= Antenna Factor + Cable Loss + Reading.
 2. The emission levels that are 20dB below the official limit are not reported.

Date of Test : Dec. 10, 2010 Temperature : 20°C

EUT : WL-266N22-Duband Humidity : 48%

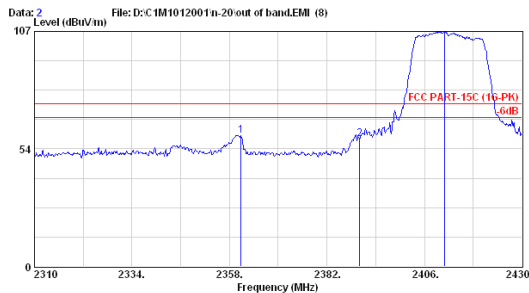
Test Mode : 802.11n-HT20, Transmit, Channel: 02, Frequency: 2412MHz

	Emission Frequency MHz	Antenna Factor dB/m	Cable Loss dB	Meter Reading Vertical dBμV	Emission Level Vertical dBμV/m	Limits dBμV/m	Margin dB
Peak *	2360.880	28.40	6.30	24.99	59.69	74.00	14.31
Average *	2359.680	28.40	6.30	11.52	46.22	54.00	7.78

- Remark : 1. Emission Level = Antenna Factor + Cable Loss + Meter Reading.
 2. Low frequency section (spurious in the restricted band 2310-2390MHz).
 3. ‘*’ The field strength of emission appearing within Part 15.205(a) shall not exceed the limits shown in section 15.209.



AUDIX TECHNOLOGY Corp. EMC Laboratory
 No.53-11, Tin-Fu Tsun, Lin-Kou Hsiang, Taipei
 County, Taiwan.R.O.C. Post Code:24443
 Tel:+886-2-26092133 Fax:+886-2-26099303
 Email:ttmc@ttmc.com.tw



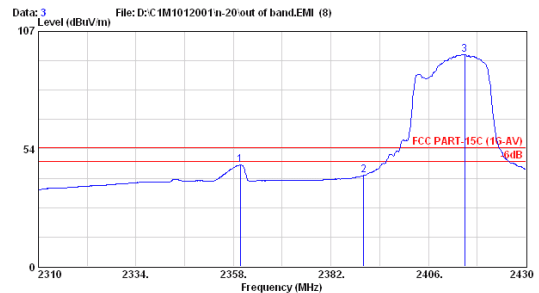
Site no. : A/C Chamber Data no. : 2
 Dis. / Ant. : 3m 3115 (4927) Ant. pol. : VERTICAL
 Limit : FCC PART-15C (1G-PK)
 Env. / Ins. : N9020A 20°C/48% □Jarwei Wang
 EUT : WL-266N22
 Power Rating : DC 5V via USB
 Test Mode : TX2412 (802.11n-HT20)

	Freq. (MHz)	Ant. Factor (dB/m)	Cable Loss (dB)	Reading (dBμV)	Emission Level (dBμV/m)	Limits (dBμV/m)	Margin (dB)	Remark
1	2360.880	28.40	6.30	24.99	59.69	74.00	14.31	Peak
2	2390.040	28.47	6.34	23.22	58.04	74.00	15.96	Peak
3	2411.040	28.51	6.36	71.88	106.75	74.00	-32.75	Peak

Remarks: 1. Emission Level= Antenna Factor + Cable Loss + Reading.
 2. The emission levels that are 20dB below the official limit are not reported.



AUDIX TECHNOLOGY Corp. EMC Laboratory
 No.53-11, Tin-Fu Tsun, Lin-Kou Hsiang, Taipei
 County, Taiwan.R.O.C. Post Code:24443
 Tel:+886-2-26092133 Fax:+886-2-26099303
 Email:ttmc@ttmc.com.tw



Site no. : A/C Chamber Data no. : 3
 Dis. / Ant. : 3m 3115 (4927) Ant. pol. : VERTICAL
 Limit : FCC PART-15C (1G-AV)
 Env. / Ins. : N9020A 20°C/48% □Jarwei Wang
 EUT : WL-266N22
 Power Rating : DC 5V via USB
 Test Mode : TX2412 (802.11n-HT20)

	Freq. (MHz)	Ant. Factor (dB/m)	Cable Loss (dB)	Reading (dBμV)	Emission Level (dBμV/m)	Limits (dBμV/m)	Margin (dB)	Remark
1	2359.680	28.40	6.30	11.52	46.22	54.00	7.78	Average
2	2390.040	28.47	6.34	6.56	41.38	54.00	12.62	Average
3	2414.880	28.51	6.36	61.62	96.50	54.00	-42.50	Average

Remarks: 1. Emission Level= Antenna Factor + Cable Loss + Reading.
 2. The emission levels that are 20dB below the official limit are not reported.

Date of Test : Dec. 10, 2010 Temperature : 20°C

EUT : WL-266N22-Duband Humidity : 48%

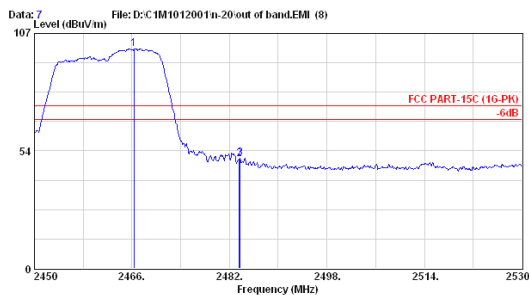
Test Mode : 802.11n-HT20, Transmit, Channel: 11, Frequency: 2462MHz

	Emission Frequency MHz	Antenna Factor dB/m	Cable Loss dB	Meter Reading Horizontal dBμV	Emission Level Horizontal dBμV/m	Limits dBμV/m	Margin dB
Peak *	2483.760	28.66	6.45	14.98	50.09	74.00	23.91
Average *	2483.920	28.66	6.45	3.18	38.29	54.00	15.71

- Remark : 1. Emission Level = Antenna Factor + Cable Loss + Meter Reading.
 2. High frequency section (spurious in the restricted band 2483.5-2500MHz).
 3. ‘*’ The field strength of emission appearing within Part 15.205(a) shall not exceed the limits shown in section 15.209.



AUDIX TECHNOLOGY Corp. EMC Laboratory
 No.53-11, Tin-Ru Tsun, Lin-Kou Hsiang, Taipei County, Taiwan.R.O.C. Post Code:24443
 Tel:+886-2-26092133 Fax:+886-2-26099303
 Email:ttmc@ttmc.com.tw



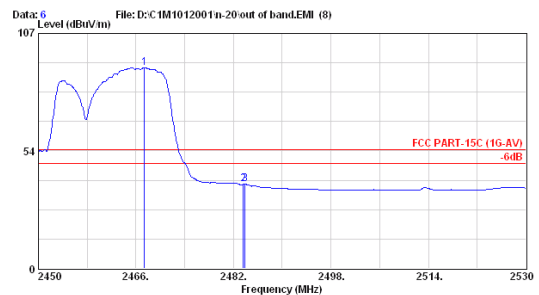
Site no. : A/C Chamber Data no. : 7
 Dis. / Ant. : 3m 3115 (4927) Ant. pol. : HORIZONTAL
 Limit : FCC PART-15C (1G-PK)
 Env. / Ins. : N9020A 20°C/48% □Jarwei Wang
 EUT : WL-266N22
 Power Rating : DC 5V via USB
 Test Mode : TX2462 (802.11n-HT20)

	Freq. (MHz)	Ant. Factor (dB/m)	Cable Loss (dB)	Reading (dBμV)	Emission Level (dBμV/m)	Limits (dBμV/m)	Margin (dB)	Remark
1	2466.320	28.62	6.42	64.95	99.99	74.00	-25.99	Peak
2	2483.600	28.66	6.45	14.83	49.94	74.00	24.06	Peak
3	2483.760	28.66	6.45	14.98	50.09	74.00	23.91	Peak

Remarks: 1. Emission Level= Antenna Factor + Cable Loss + Reading.
 2. The emission levels that are 20dB below the official limit are not reported.



AUDIX TECHNOLOGY Corp. EMC Laboratory
 No.53-11, Tin-Ru Tsun, Lin-Kou Hsiang, Taipei County, Taiwan.R.O.C. Post Code:24443
 Tel:+886-2-26092133 Fax:+886-2-26099303
 Email:ttmc@ttmc.com.tw



Site no. : A/C Chamber Data no. : 6
 Dis. / Ant. : 3m 3115 (4927) Ant. pol. : HORIZONTAL
 Limit : FCC PART-15C (1G-AV)
 Env. / Ins. : N9020A 20°C/48% □Jarwei Wang
 EUT : WL-266N22
 Power Rating : DC 5V via USB
 Test Mode : TX2462 (802.11n-HT20)

	Freq. (MHz)	Ant. Factor (dB/m)	Cable Loss (dB)	Reading (dBμV)	Emission Level (dBμV/m)	Limits (dBμV/m)	Margin (dB)	Remark
1	2467.360	28.62	6.42	56.24	91.29	54.00	-37.29	Average
2	2483.600	28.66	6.45	3.14	38.25	54.00	15.75	Average
3	2483.920	28.66	6.45	3.18	38.29	54.00	15.71	Average

Remarks: 1. Emission Level= Antenna Factor + Cable Loss + Reading.
 2. The emission levels that are 20dB below the official limit are not reported.

Date of Test : Dec. 10, 2010 Temperature : 20°C

EUT : WL-266N22-Duband Humidity : 48%

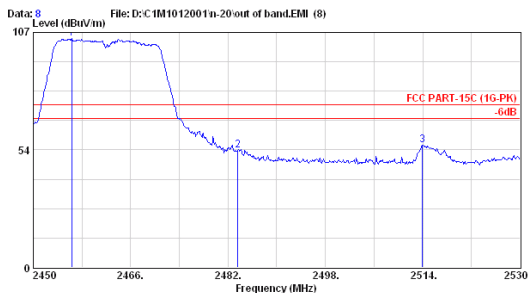
Test Mode : 802.11n-HT20, Transmit, Channel: 11, Frequency: 2462MHz

	Emission Frequency MHz	Antenna Factor dB/m	Cable Loss dB	Meter Reading Vertical dBμV	Emission Level Vertical dBμV/m	Limits dBμV/m	Margin dB
Peak *	2483.600	28.66	6.45	18.23	53.34	74.00	20.66
Average *	2483.600	28.66	6.45	6.88	41.99	54.00	12.01

- Remark : 1. Emission Level = Antenna Factor + Cable Loss + Meter Reading.
 2. High frequency section (spurious in the restricted band 2483.5-2500MHz).
 3. '*' The field strength of emission appearing within Part 15.205(a) shall not exceed the limits shown in section 15.209.



AUDIX TECHNOLOGY Corp. EMC Laboratory
 No.53-11, Tin-Fu Tsun, Lin-Kou Hsiang, Taipei County, Taiwan R.O.C. Post Code 24443
 Tel:+886-2-26099133 Fax:+886-2-26099303
 Email:ttmc@ttmc.com.tw



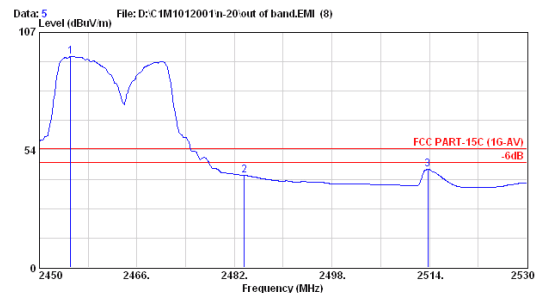
Site no. : A/C Chamber Data no. : 8
 Dis. / Ant. : 3m 3115 (4927) Ant. pol. : VERTICAL
 Limit : FCC PART-15C (1G-PK)
 Env. / Ins. : N9020A 20°C/48% □Jarwei Wang
 EUT : WL-266N22
 Power Rating : DC 5V via USB
 Test Mode : TX2462 (802.11n-HT20)

Freq. (MHz)	Ant. Factor (dB/m)	Cable Loss (dB)	Reading (dBμV)	Emission Level (dBμV/m)	Limits (dBμV/m)	Margin (dB)	Remark
1 2456.320	28.62	6.42	69.24	104.29	74.00	-30.29	Peak
2 2483.600	28.66	6.45	18.23	53.34	74.00	20.66	Peak
3 2513.920	28.76	6.49	20.50	55.74	74.00	18.26	Peak

Remarks: 1. Emission Level= Antenna Factor + Cable Loss + Reading.
 2. The emission levels that are 20dB below the official limit are not reported.



AUDIX TECHNOLOGY Corp. EMC Laboratory
 No.53-11, Tin-Fu Tsun, Lin-Kou Hsiang, Taipei County, Taiwan R.O.C. Post Code 24443
 Tel:+886-2-26099133 Fax:+886-2-26099303
 Email:ttmc@ttmc.com.tw



Site no. : A/C Chamber Data no. : 5
 Dis. / Ant. : 3m 3115 (4927) Ant. pol. : VERTICAL
 Limit : FCC PART-15C (1G-AV)
 Env. / Ins. : N9020A 20°C/48% □Jarwei Wang
 EUT : WL-266N22
 Power Rating : DC 5V via USB
 Test Mode : TX2462 (802.11n-HT20)

Freq. (MHz)	Ant. Factor (dB/m)	Cable Loss (dB)	Reading (dBμV)	Emission Level (dBμV/m)	Limits (dBμV/m)	Margin (dB)	Remark
1 2455.120	28.62	6.42	60.92	95.96	54.00	-41.96	Average
2 2483.600	28.66	6.45	6.88	41.99	54.00	12.01	Average
3 2513.760	28.76	6.49	9.35	44.59	54.00	9.41	Average

Remarks: 1. Emission Level= Antenna Factor + Cable Loss + Reading.
 2. The emission levels that are 20dB below the official limit are not reported.

Date of Test : Dec. 10, 2010 Temperature : 20°C

EUT : WL-266N22-Duband Humidity : 48%

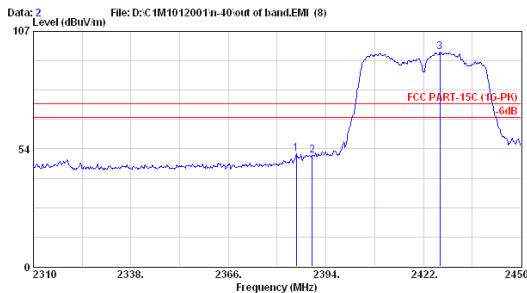
Test Mode : 802.11n-HT40, Transmit, Channel: 02, Frequency: 2422MHz

	Emission Frequency MHz	Antenna Factor dB/m	Cable Loss dB	Meter Reading Horizontal dBμV	Emission Level Horizontal dBμV/m	Limits dBμV/m	Margin dB
Peak *	2385.460	28.43	6.33	16.50	51.26	74.00	22.74
Average *	2389.660	28.47	6.34	4.64	39.45	54.00	14.55

- Remark : 1. Emission Level = Antenna Factor + Cable Loss + Meter Reading.
 2. Low frequency section (spurious in the restricted band 2310-2390MHz).
 3. ‘*’ The field strength of emission appearing within Part 15.205(a) shall not exceed the limits shown in section 15.209.



AUDIX TECHNOLOGY Corp. EMC Laboratory
 No.53-11, Tin-Fu Tsun, Lin-Kou Hsiang, Taipei County, Taiwan.R.O.C. Post Code:24443
 Tel:+886-2-26092133 Fax:+886-2-26099303
 Email:ttmc@ttmc.com.tw



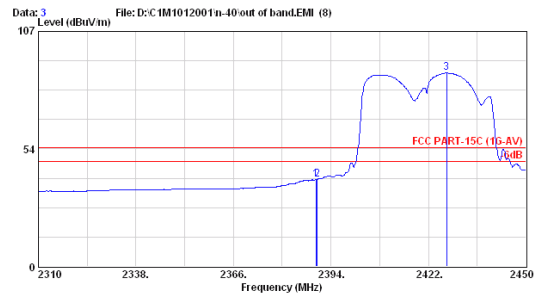
Site no. : A/C Chamber Data no. : 2
 Dis. / Ant. : 3m 3115 (4927) Ant. pol. : HORIZONTAL
 Limit : FCC PART-15C (1G-PK)
 Env. / Ins. : N9020A 20°C/48% □Jarwei Wang
 EUT : WL-266N22
 Power Rating : DC 5V via USB
 Test Mode : TX2422 (802.11n-HT40)

Freq. (MHz)	Ant. Factor (dB/m)	Cable Loss (dB)	Reading (dBμV)	Emission Level (dBμV/m)	Limits (dBμV/m)	Margin (dB)	Remark
1 2385.460	28.43	6.33	16.50	51.26	74.00	22.74	Peak
2 2390.080	28.47	6.34	15.87	50.69	74.00	23.31	Peak
3 2426.760	28.55	6.38	62.62	97.56	74.00	-23.56	Peak

Remarks: 1. Emission Level= Antenna Factor + Cable Loss + Reading.
 2. The emission levels that are 20dB below the official limit are not reported.



AUDIX TECHNOLOGY Corp. EMC Laboratory
 No.53-11, Tin-Fu Tsun, Lin-Kou Hsiang, Taipei County, Taiwan.R.O.C. Post Code:24443
 Tel:+886-2-26092133 Fax:+886-2-26099303
 Email:ttmc@ttmc.com.tw



Site no. : A/C Chamber Data no. : 3
 Dis. / Ant. : 3m 3115 (4927) Ant. pol. : HORIZONTAL
 Limit : FCC PART-15C (1G-AV)
 Env. / Ins. : N9020A 20°C/48% □Jarwei Wang
 EUT : WL-266N22
 Power Rating : DC 5V via USB
 Test Mode : TX2422 (802.11n-HT40)

Freq. (MHz)	Ant. Factor (dB/m)	Cable Loss (dB)	Reading (dBμV)	Emission Level (dBμV/m)	Limits (dBμV/m)	Margin (dB)	Remark
1 2389.660	28.47	6.34	4.64	39.45	54.00	14.55	Average
2 2390.080	28.47	6.34	4.78	39.60	54.00	14.40	Average
3 2427.180	28.55	6.38	53.16	88.09	54.00	-34.09	Average

Remarks: 1. Emission Level= Antenna Factor + Cable Loss + Reading.
 2. The emission levels that are 20dB below the official limit are not reported.

Date of Test : Dec. 10, 2010 Temperature : 20°C

EUT : WL-266N22-Duband Humidity : 48%

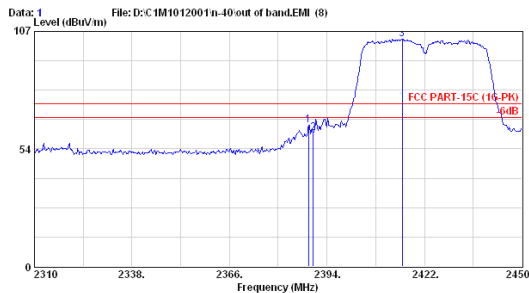
Test Mode : 802.11n-HT40, Transmit, Channel: 02, Frequency: 2422MHz

	Emission Frequency MHz	Antenna Factor dB/m	Cable Loss dB	Meter Reading Vertical dBμV	Emission Level Vertical dBμV/m	Limits dBμV/m	Margin dB
Peak *	2388.680	28.47	6.34	29.44	64.25	74.00	9.75
Average *	2389.940	28.47	6.34	13.79	48.60	54.00	5.40

- Remark : 1. Emission Level = Antenna Factor + Cable Loss + Meter Reading.
 2. Low frequency section (spurious in the restricted band 2310-2390MHz).
 3. '*' The field strength of emission appearing within Part 15.205(a) shall not exceed the limits shown in section 15.209.



AUDIX TECHNOLOGY Corp. EMC Laboratory
 No.53-11, Tin-Ro Tsun, Lin-Kou Hsiang, Taipei
 County, Taiwan.R.O.C. Post Code:24443
 Tel:+886-2-26092133 Fax:+886-2-26099303
 Email:temc@temc.com.tw



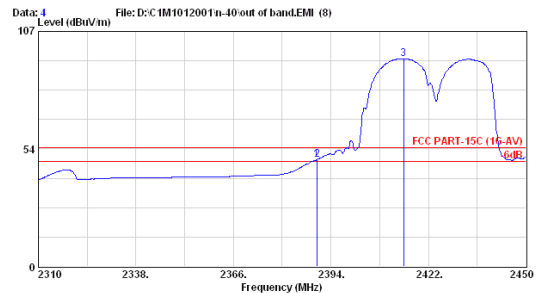
Site no. : A/C Chamber Data no. : 1
 Dis. / Ant. : 3m 3115 (4927) Ant. pol. : VERTICAL
 Limit : FCC PART-15C (16-PK)
 Env. / Ins. : N9020A 20°C/48% □Jarwei Wang
 EUT : WL-266N22
 Power Rating : DC 5V via USB
 Test Mode : TX2422 (802.11n-HT40)

	Freq. (MHz)	Ant. Factor (dB/m)	Cable Loss (dB)	Reading (dBμV)	Emission Level (dBμV/m)	Limits (dBμV/m)	Margin (dB)	Remark
1	2388.680	28.47	6.34	29.44	64.25	74.00	9.75	Peak
2	2390.080	28.47	6.34	25.96	60.78	74.00	13.22	Peak
3	2415.560	28.51	6.36	68.70	103.57	74.00	-29.57	Peak

Remarks: 1. Emission Level= Antenna Factor + Cable Loss + Reading.
 2. The emission levels that are 20dB below the official limit are not reported.



AUDIX TECHNOLOGY Corp. EMC Laboratory
 No.53-11, Tin-Ro Tsun, Lin-Kou Hsiang, Taipei
 County, Taiwan.R.O.C. Post Code:24443
 Tel:+886-2-26092133 Fax:+886-2-26099303
 Email:temc@temc.com.tw



Site no. : A/C Chamber Data no. : 4
 Dis. / Ant. : 3m 3115 (4927) Ant. pol. : VERTICAL
 Limit : FCC PART-15C (16-AV)
 Env. / Ins. : N9020A 20°C/48% □Jarwei Wang
 EUT : WL-266N22
 Power Rating : DC 5V via USB
 Test Mode : TX2422 (802.11n-HT40)

	Freq. (MHz)	Ant. Factor (dB/m)	Cable Loss (dB)	Reading (dBμV)	Emission Level (dBμV/m)	Limits (dBμV/m)	Margin (dB)	Remark
1	2389.940	28.47	6.34	13.79	48.60	54.00	5.40	Average
2	2390.080	28.47	6.34	13.92	48.74	54.00	5.26	Average
3	2414.860	28.51	6.36	59.72	94.60	54.00	-40.60	Average

Remarks: 1. Emission Level= Antenna Factor + Cable Loss + Reading.
 2. The emission levels that are 20dB below the official limit are not reported.

Date of Test : Dec. 10, 2010 Temperature : 20°C

EUT : WL-266N22-Duband Humidity : 48%

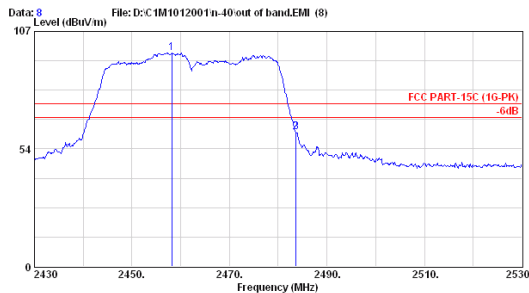
Test Mode : 802.11n-HT40, Transmit, Channel: 11, Frequency: 2452MHz

	Emission Frequency MHz	Antenna Factor dB/m	Cable Loss dB	Meter Reading Horizontal dBμV	Emission Level Horizontal dBμV/m	Limits dBμV/m	Margin dB
Peak *	2483.600	28.66	6.45	26.19	61.30	74.00	12.70
Average *	2483.700	28.66	6.45	10.48	45.59	54.00	8.41

- Remark : 1. Emission Level = Antenna Factor + Cable Loss + Meter Reading.
 2. High frequency section (spurious in the restricted band 2483.5-2500MHz).
 3. ‘*’ The field strength of emission appearing within Part 15.205(a) shall not exceed the limits shown in section 15.209.



AUDIX TECHNOLOGY Corp. EMC Laboratory
 No.53-11, Tin-Ro Tsun, Lin-Kou Hsiang, Taipei
 County, Taiwan.R.O.C. Post Code:24443
 Tel:+886-2-26092133 Fax:+886-2-26099303
 Email:temc@temc.com.tw



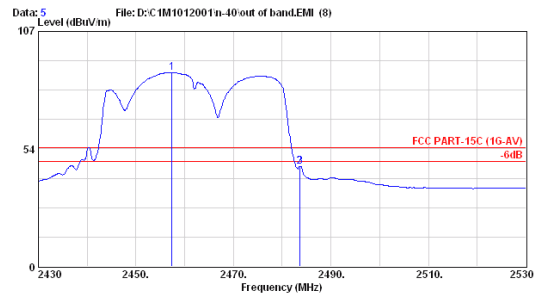
Site no. : A/C Chamber Data no. : 8
 Dis. / Ant. : 3m 3115 (4927) Ant. pol. : HORIZONTAL
 Limit : FCC PART-15C (1G-PK)
 Env. / Ins. : N9020A 20°C/48% □Jarwei Wang
 EUT : WL-266N22
 Power Rating : DC 5V via USB
 Test Mode : TX2452 (802.11n-HT40)

	Freq. (MHz)	Ant. Factor (dB/m)	Cable Loss (dB)	Reading (dBμV)	Emission Level (dBμV/m)	Limits (dBμV/m)	Margin (dB)	Remark
1	2458.200	28.62	6.42	62.14	97.18	74.00	-23.18	Peak
2	2483.600	28.66	6.45	26.19	61.30	74.00	12.70	Peak
3	2483.700	28.66	6.45	25.95	61.06	74.00	12.94	Peak

Remarks: 1. Emission Level= Antenna Factor + Cable Loss + Reading.
 2. The emission levels that are 20dB below the official limit are not reported.



AUDIX TECHNOLOGY Corp. EMC Laboratory
 No.53-11, Tin-Ro Tsun, Lin-Kou Hsiang, Taipei
 County, Taiwan.R.O.C. Post Code:24443
 Tel:+886-2-26092133 Fax:+886-2-26099303
 Email:temc@temc.com.tw



Site no. : A/C Chamber Data no. : 5
 Dis. / Ant. : 3m 3115 (4927) Ant. pol. : HORIZONTAL
 Limit : FCC PART-15C (1G-AV)
 Env. / Ins. : N9020A 20°C/48% □Jarwei Wang
 EUT : WL-266N22
 Power Rating : DC 5V via USB
 Test Mode : TX2452 (802.11n-HT40)

	Freq. (MHz)	Ant. Factor (dB/m)	Cable Loss (dB)	Reading (dBμV)	Emission Level (dBμV/m)	Limits (dBμV/m)	Margin (dB)	Remark
1	2457.400	28.62	6.42	53.22	88.26	54.00	-34.26	Average
2	2483.600	28.66	6.45	10.38	45.50	54.00	8.50	Average
3	2483.700	28.66	6.45	10.48	45.59	54.00	8.41	Average

Remarks: 1. Emission Level= Antenna Factor + Cable Loss + Reading.
 2. The emission levels that are 20dB below the official limit are not reported.

Date of Test : Dec. 10, 2010 Temperature : 20°C

EUT : WL-266N22-Duband Humidity : 48%

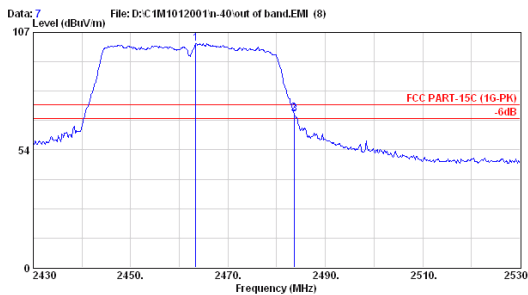
Test Mode : 802.11n-HT40, Transmit, Channel: 11, Frequency: 2452MHz

	Emission Frequency MHz	Antenna Factor dB/m	Cable Loss dB	Meter Reading Vertical dBμV	Emission Level Vertical dBμV/m	Limits dBμV/m	Margin dB
Peak *	2483.600	28.66	6.45	35.08	70.19	74.00	3.81
Average *	2483.600	28.66	6.45	16.37	51.48	54.00	2.52

- Remark : 1. Emission Level = Antenna Factor + Cable Loss + Meter Reading.
 2. High frequency section (spurious in the restricted band 2483.5-2500MHz).
 3. '*' The field strength of emission appearing within Part 15.205(a) shall not exceed the limits shown in section 15.209.



AUDIX TECHNOLOGY Corp. EMC Laboratory
 No.53-11, Tin-Fu Tsun, Lin-kou Hsiang, Taipei County, Taiwan R.O.C. Post Code 24443
 Tel:+886-2-26099133 Fax:+886-2-26099303
 Email:ttmc@ttmc.com.tw



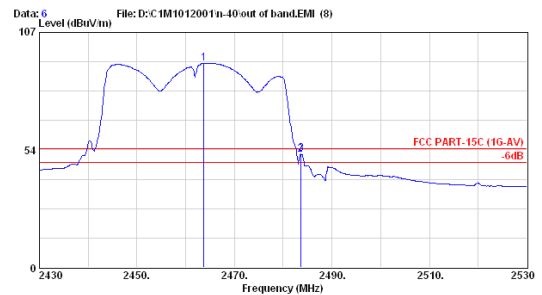
Site no. : A/C Chamber Data no. : 7
 Dis. / Ant. : 3m 3115 (4927) Ant. pol. : VERTICAL
 Limit : FCC PART-15C (1G-PK)
 Env. / Ins. : N9020A 20°C/48% □Jarwei Wang
 EUT : WL-266N22
 Power Rating : DC 5V via USB
 Test Mode : TX2452 (802.11n-HT40)

Freq. (MHz)	Ant. Factor (dB/m)	Cable Loss (dB)	Reading (dBμV)	Emission Level (dBμV/m)	Limits (dBμV/m)	Margin (dB)	Remark
1 2463.400	28.62	6.42	66.97	102.02	74.00	-28.02	Peak
2 2483.600	28.66	6.45	35.08	70.19	74.00	3.81	Peak
3 2483.700	28.66	6.45	34.78	69.89	74.00	4.11	Peak

Remarks: 1. Emission Level= Antenna Factor + Cable Loss + Reading.
 2. The emission levels that are 20dB below the official limit are not reported.



AUDIX TECHNOLOGY Corp. EMC Laboratory
 No.53-11, Tin-Fu Tsun, Lin-kou Hsiang, Taipei County, Taiwan R.O.C. Post Code 24443
 Tel:+886-2-26099133 Fax:+886-2-26099303
 Email:ttmc@ttmc.com.tw



Site no. : A/C Chamber Data no. : 6
 Dis. / Ant. : 3m 3115 (4927) Ant. pol. : VERTICAL
 Limit : FCC PART-15C (1G-AV)
 Env. / Ins. : N9020A 20°C/48% □Jarwei Wang
 EUT : WL-266N22
 Power Rating : DC 5V via USB
 Test Mode : TX2452 (802.11n-HT40)

Freq. (MHz)	Ant. Factor (dB/m)	Cable Loss (dB)	Reading (dBμV)	Emission Level (dBμV/m)	Limits (dBμV/m)	Margin (dB)	Remark
1 2463.700	28.62	6.42	57.92	92.96	54.00	-38.96	Average
2 2483.600	28.66	6.45	16.37	51.48	54.00	2.52	Average
3 2483.700	28.66	6.45	16.54	51.65	54.00	2.35	Average

Remarks: 1. Emission Level= Antenna Factor + Cable Loss + Reading.
 2. The emission levels that are 20dB below the official limit are not reported.

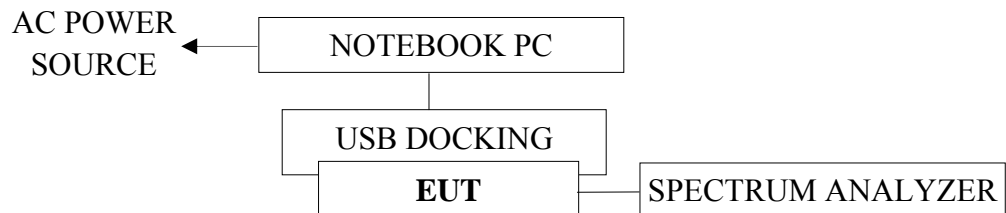
4. 6dB BANDWIDTH MEASUREMENT

4.1. Test Equipment

The following test equipment was used during the Emission Bandwidth measurement:

Item	Type	Manufacturer	Model No.	Serial No.	Last Cal.	Next Cal.
1.	Spectrum Analyzer	Agilent	N9020A	MY48011687	Aug. 04, 10'	Aug. 03, 11'

4.2. Block Diagram of Test Setup



EUT: WL-266N22-DUBAND

4.3. Specification Limits (§15.247(a)(2))

The minimum 6dB bandwidth shall be at least 500kHz.

4.4. Operating Condition of EUT

The test program “Putty.exe” was used to enable the EUT to transmit data at different channel frequency individually.

4.5. Test Procedure

The transmitter output was connected to the spectrum analyzer. The bandwidth of the fundamental frequency was measure by spectrum analyzer with 100kHz RBW and 100kHz VBW. The 6dB bandwidth is defined as the total spectrum the power of which is higher than peak power minus 6dB.

The measurement guideline was according to KDB 558074.

4.6. Test Results

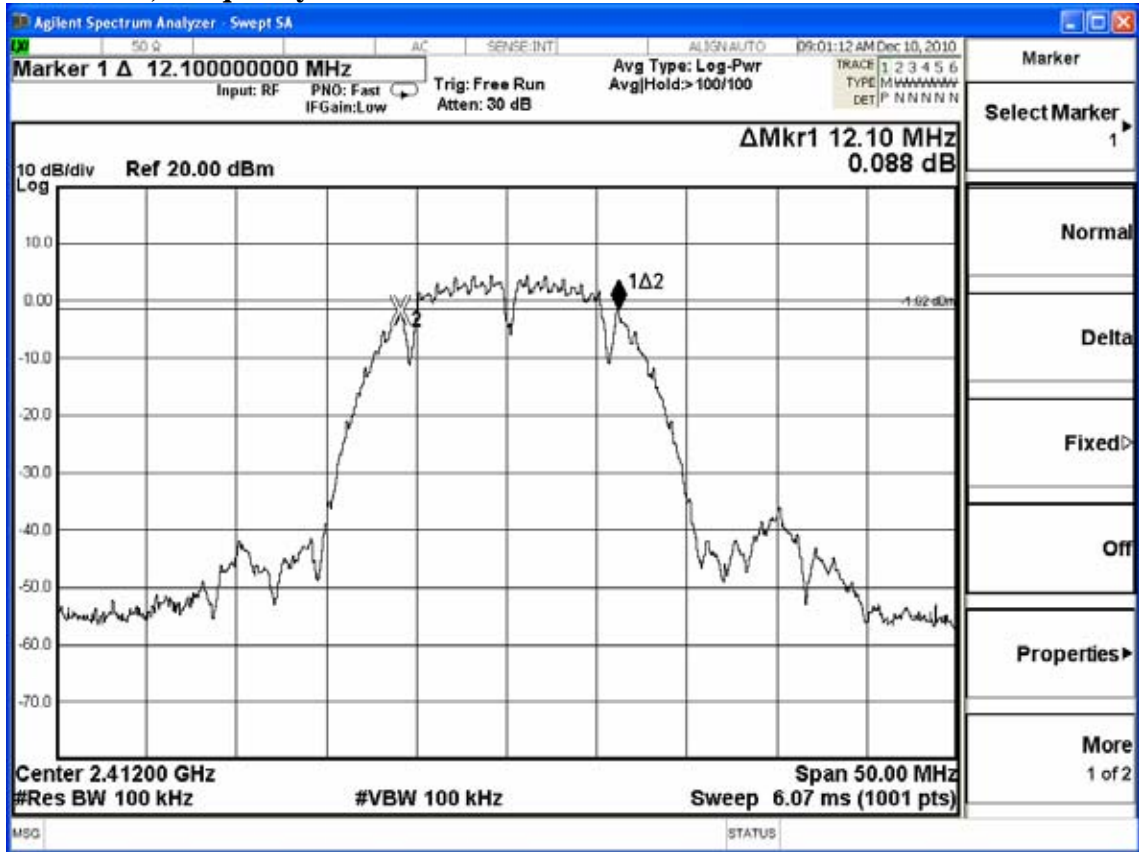
PASSED. All the test results are attached in next pages.

(Test Date : Dec. 10, 2010 Temperature : 20°C Humidity : 48%)

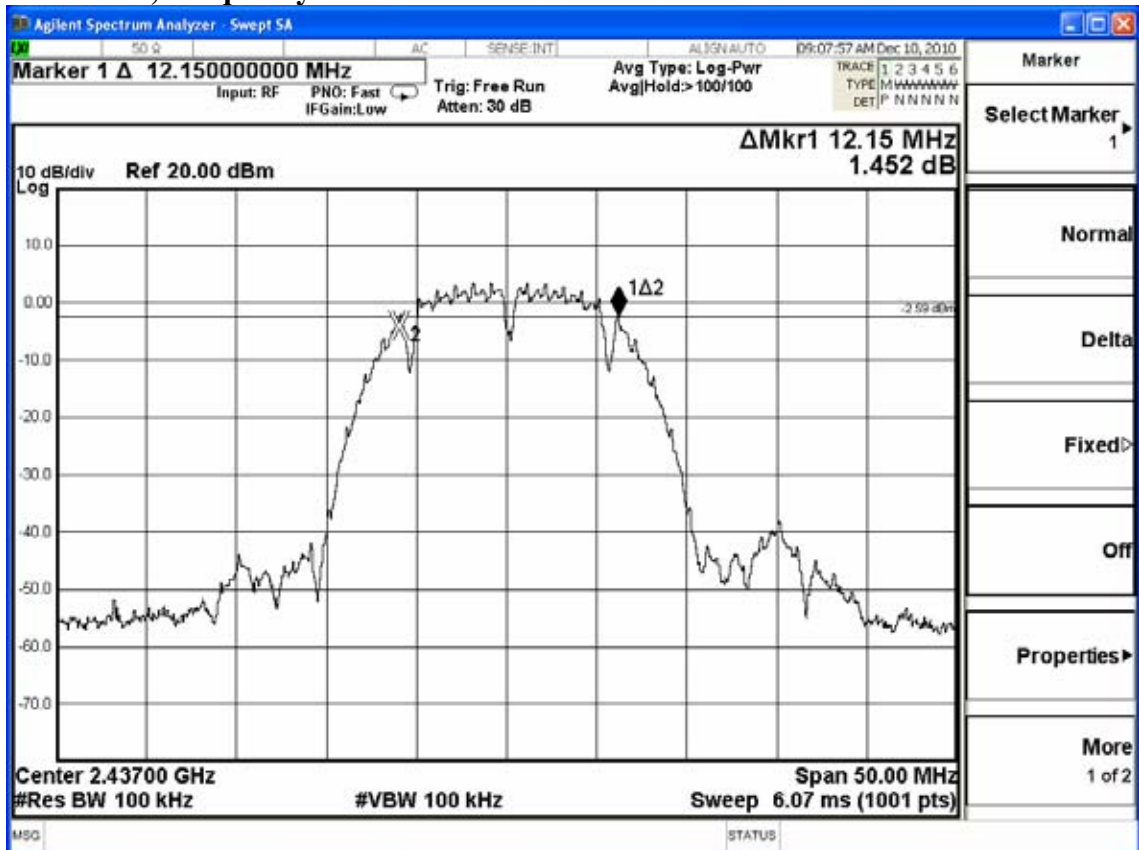
Mode	Type of Network	Channel	Frequency	6dB Bandwidth
1.	802.11b	CH 1	2412MHz	12.10MHz
2.		CH 6	2437MHz	12.15MHz
3.		CH 11	2462MHz	12.80MHz
4.	802.11g	CH 1	2412MHz	16.60MHz
5.		CH 6	2437MHz	16.60MHz
6.		CH 11	2462MHz	16.60MHz
7.	802.11n-HT20	CH 1	2412MHz	17.65MHz
8.		CH 6	2437MHz	17.65MHz
9.		CH 11	2462MHz	17.65MHz
10.	802.11n-HT40	CH 3	2422MHz	36.48MHz
11.		CH 6	2437MHz	36.48MHz
12.		CH 9	2452MHz	36.48MHz

[Limit: least 500kHz]

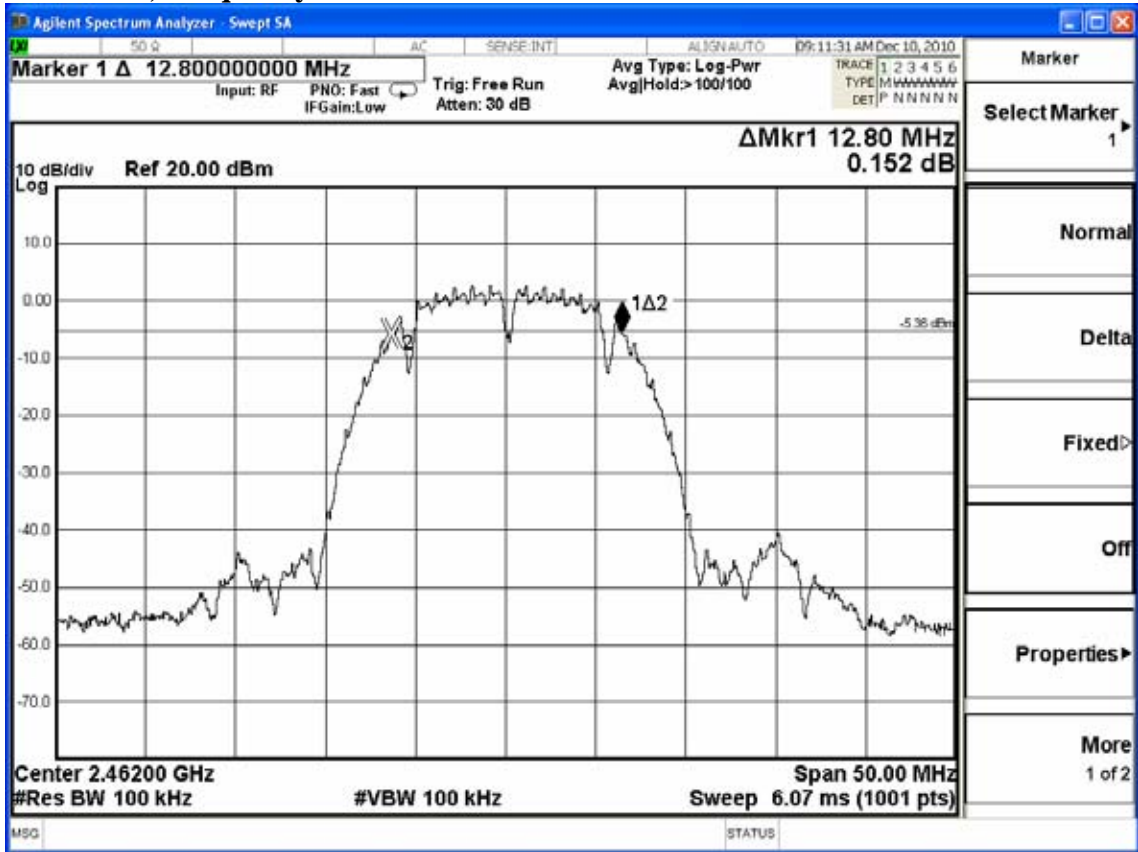
802.11b, Frequency: 2412MHz



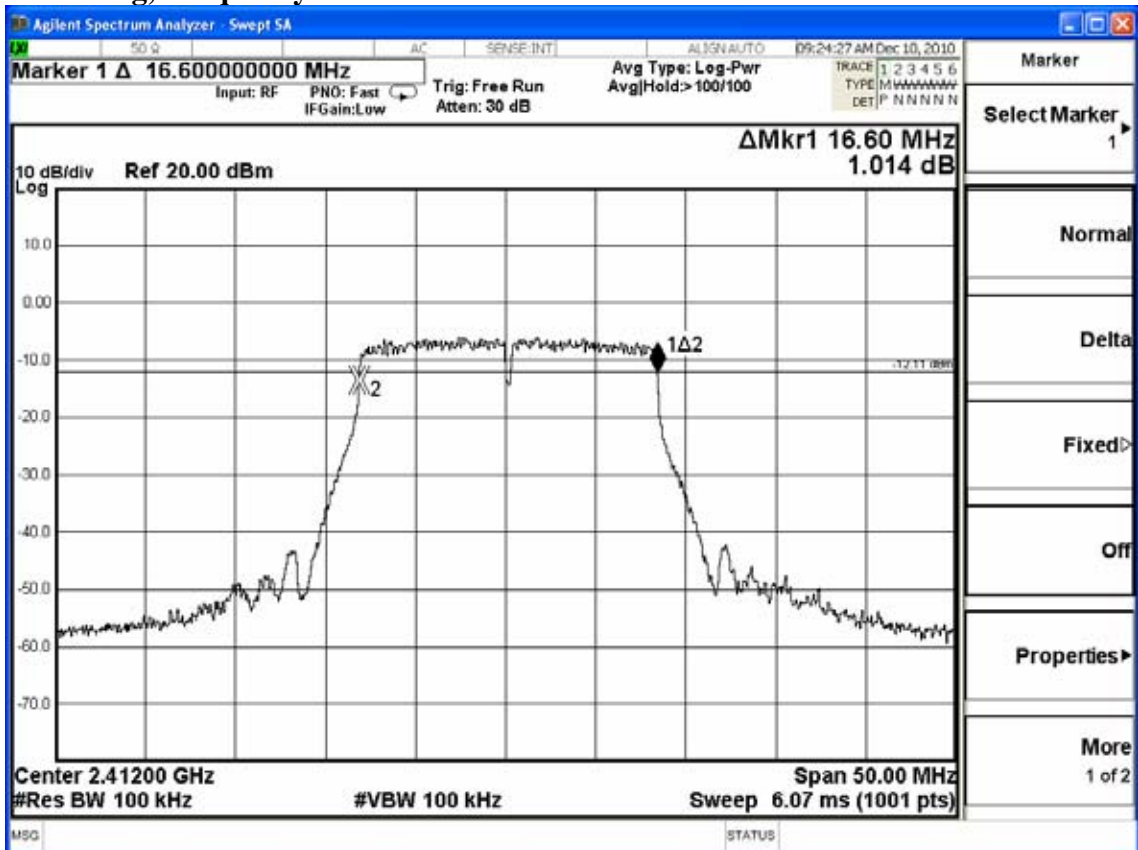
802.11b, Frequency: 2437MHz



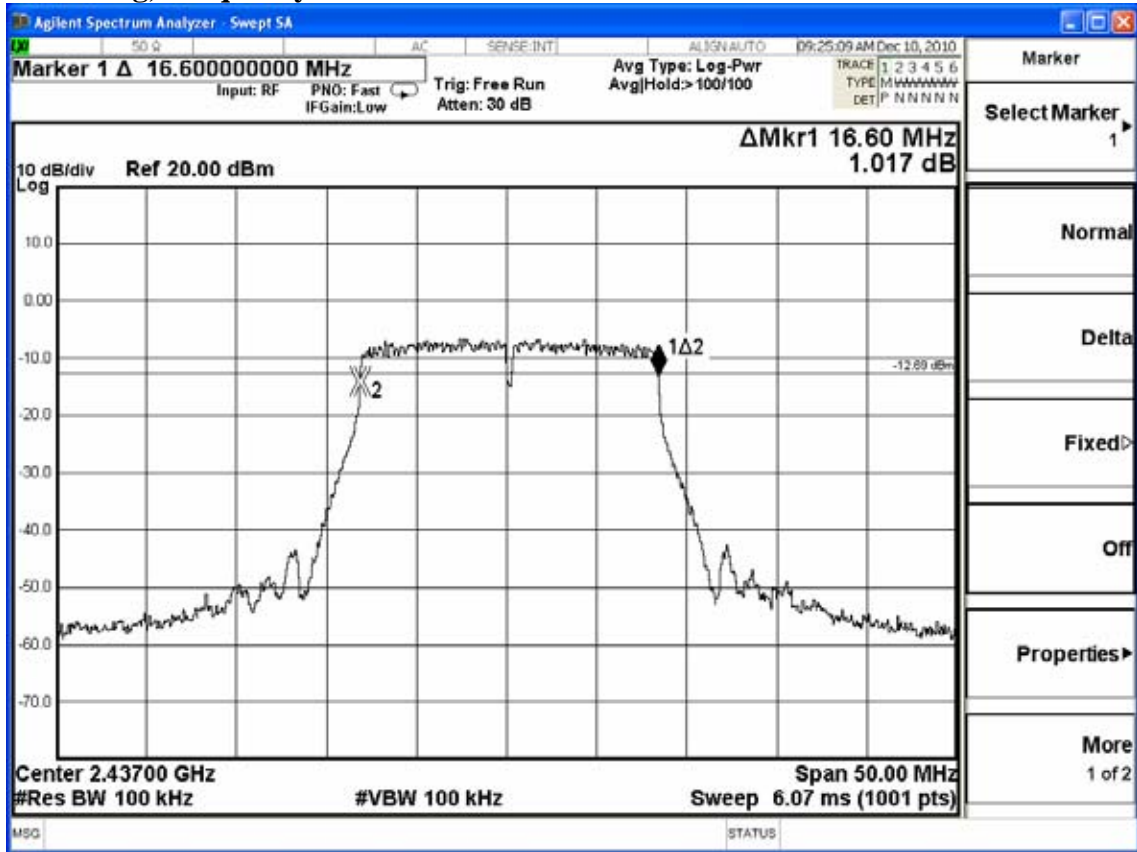
802.11b, Frequency: 2462MHz



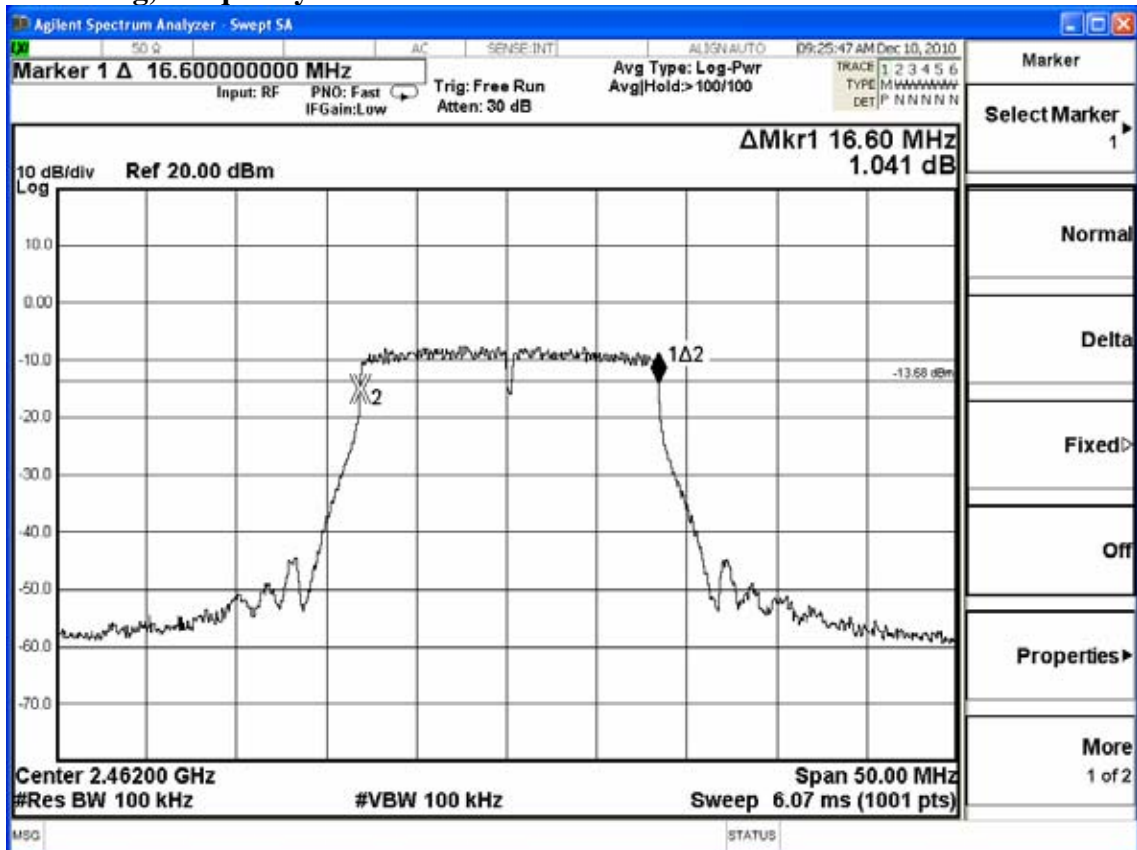
802.11g, Frequency: 2412MHz



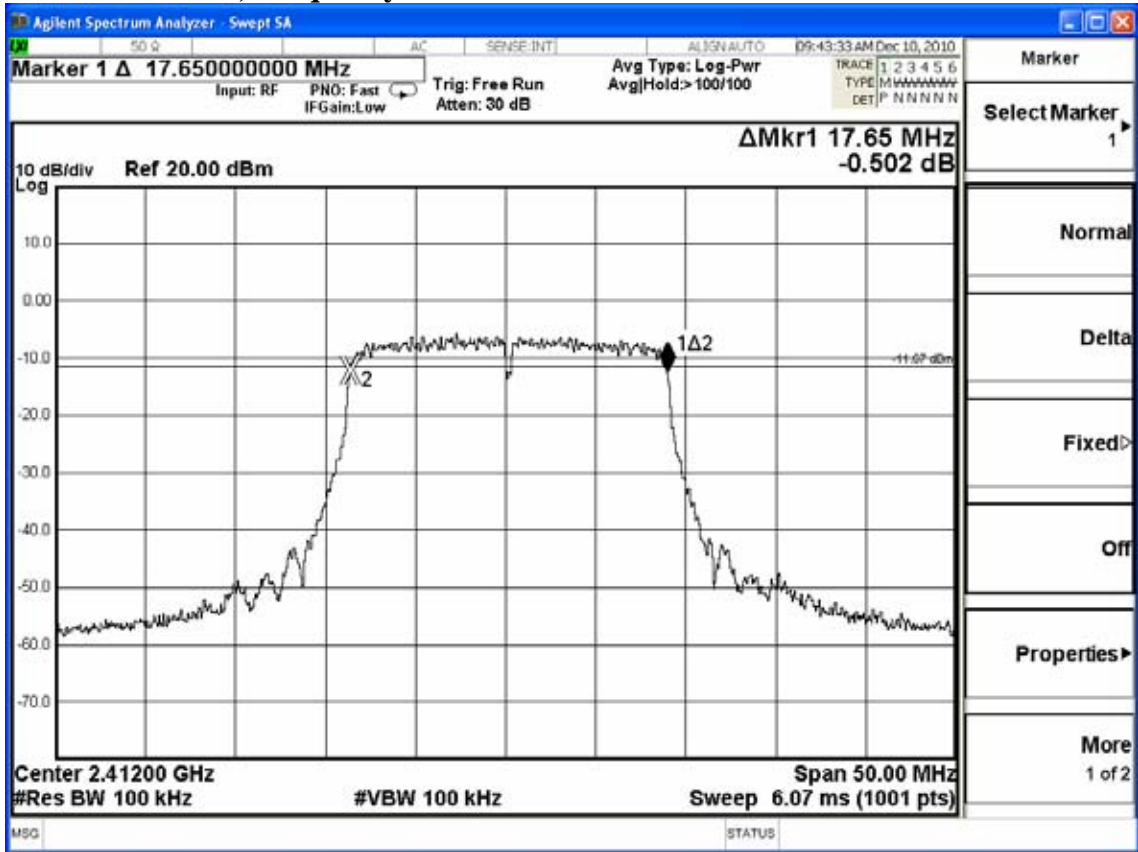
802.11g, Frequency: 2437MHz



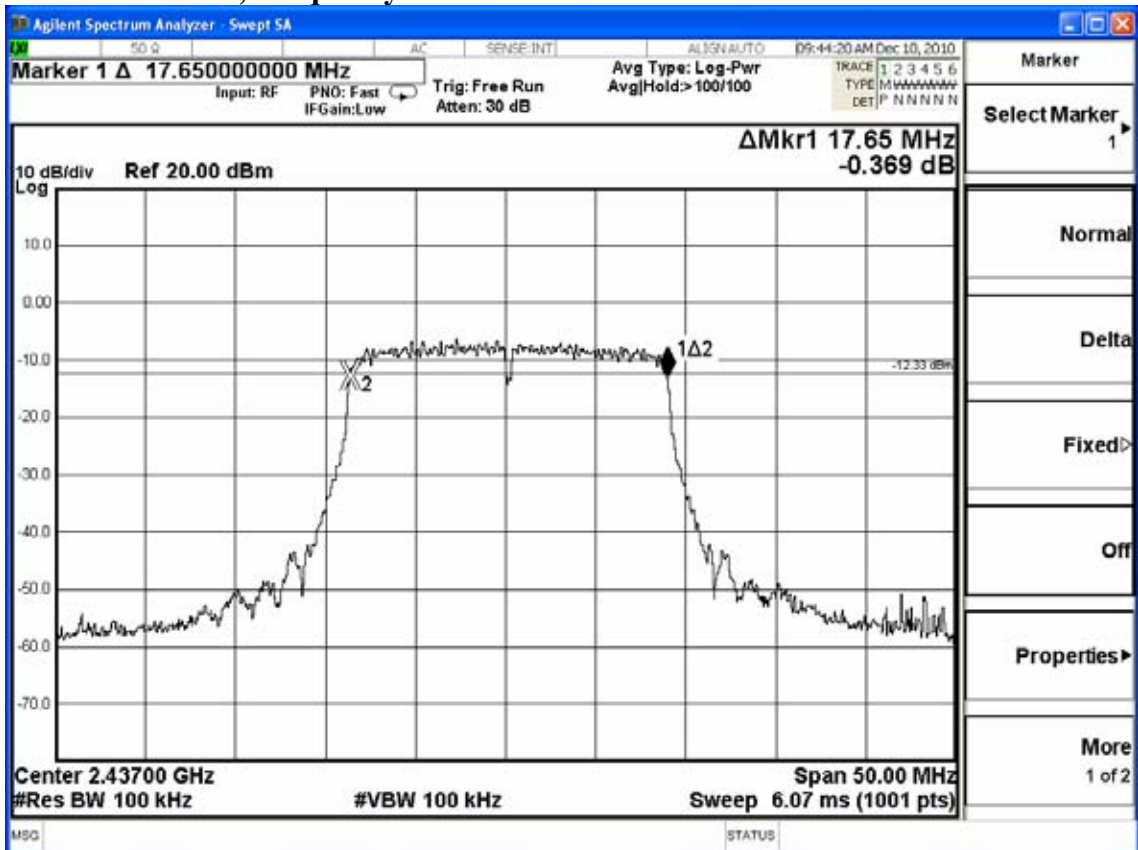
802.11g, Frequency: 2462MHz



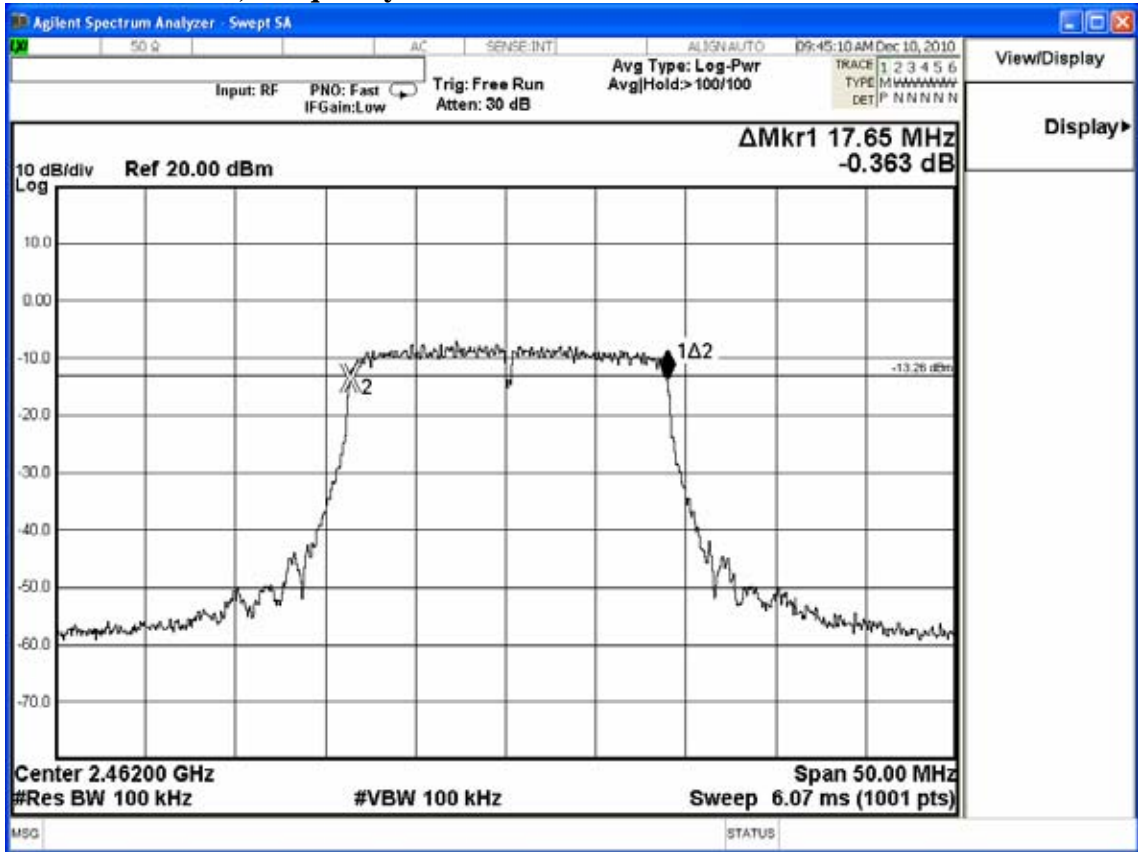
802.11n-HT20, Frequency: 2412MHz



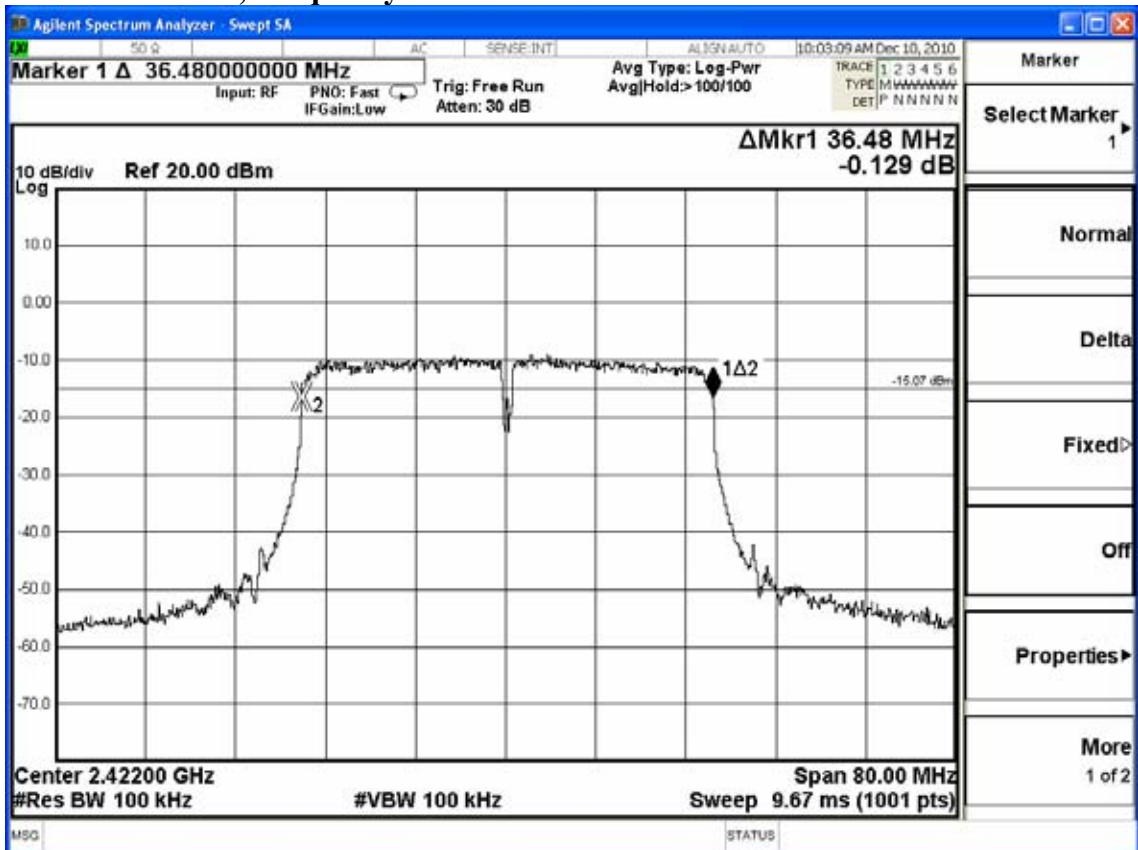
802.11n-HT20, Frequency: 2437MHz



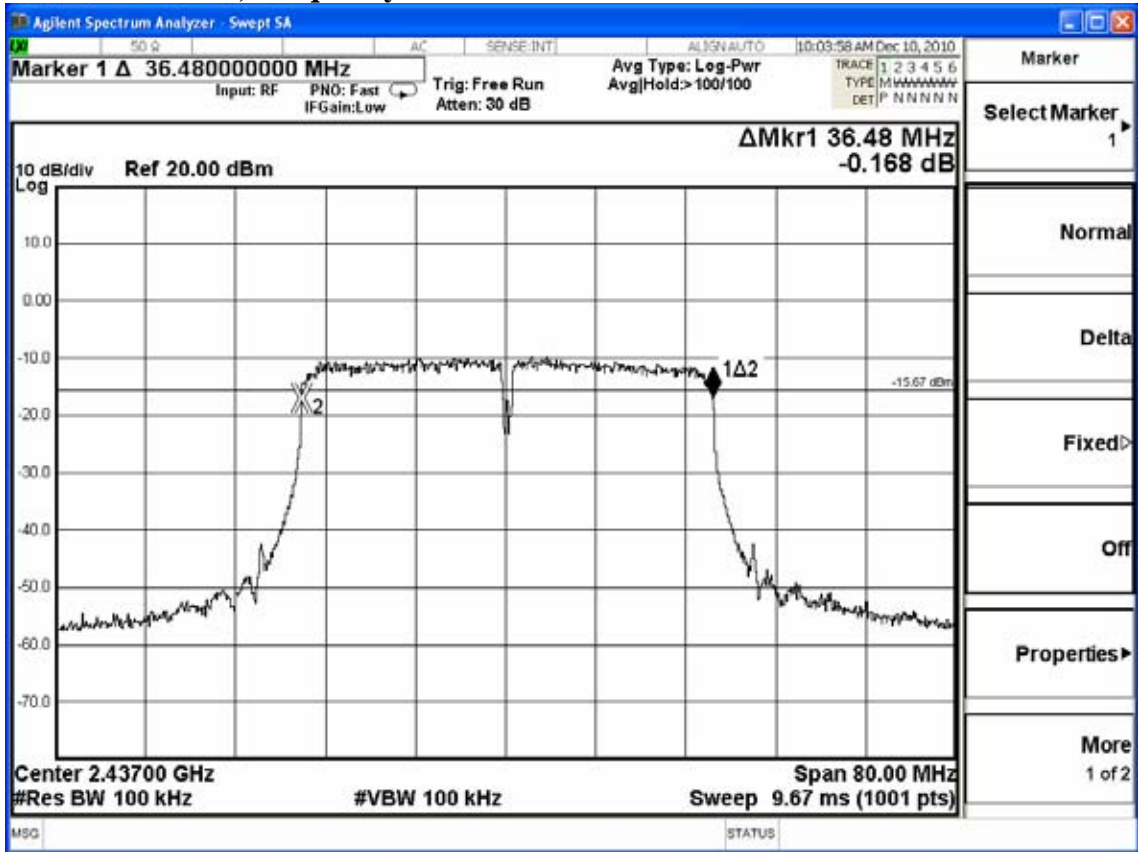
802.11n-HT20, Frequency: 2462MHz



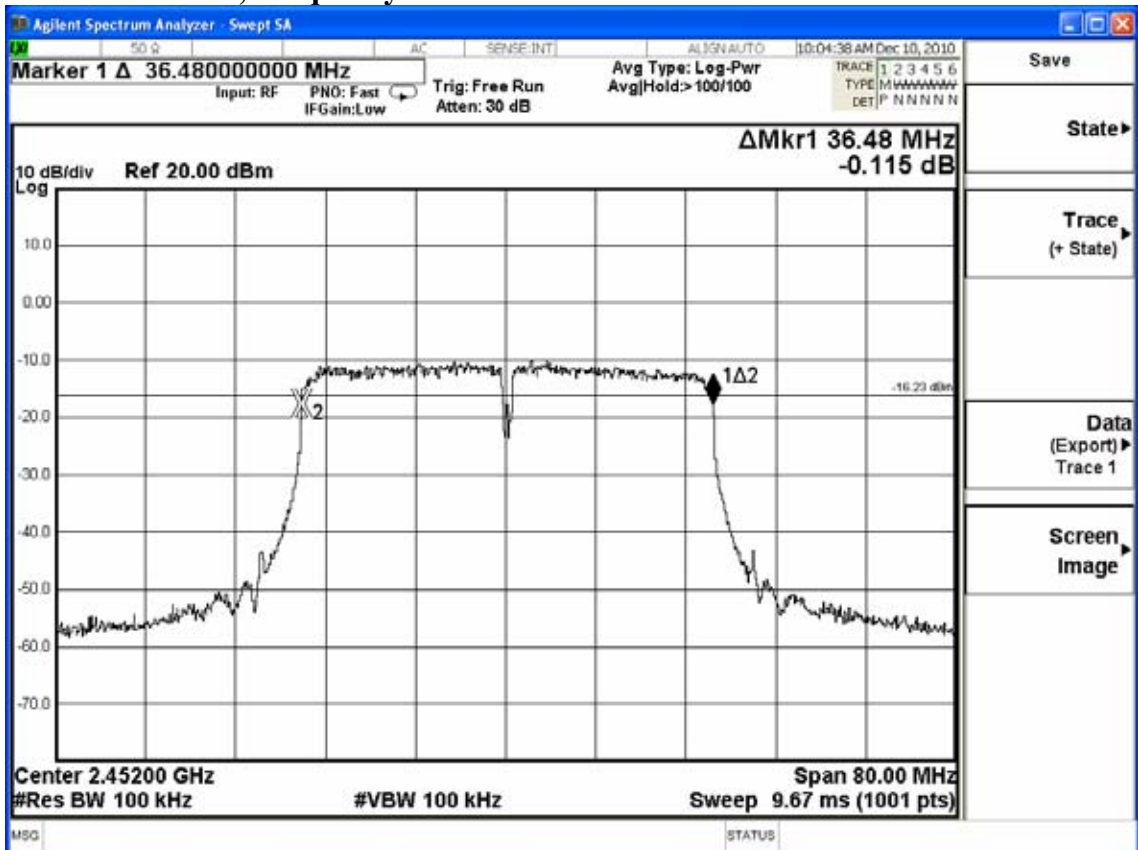
802.11n-HT40, Frequency: 2422MHz



802.11n-HT40, Frequency: 2437MHz



802.11n-HT40, Frequency: 2452MHz



5. MAXIMUM PEAK OUTPUT POWER MEASUREMENT

5.1. Test Equipment

The following test equipment was used during the maximum peak output power measurement:

5.1.1. For 802.11b/802.11g/802.11n-HT20

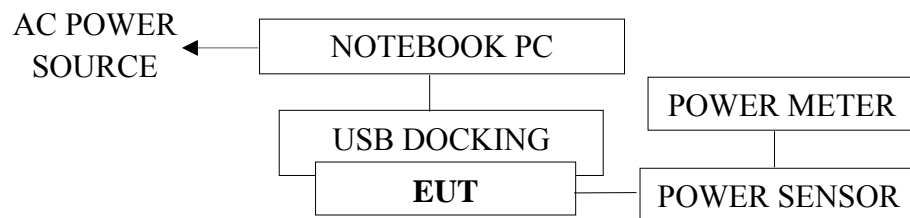
Item	Type	Manufacturer	Model No.	Serial No.	Last Cal.	Next Cal.
1.	Power Meter	Anritsu	ML2487A	6K00005406	Feb. 11, 10'	Feb. 10, 11'
2.	Power Sensor	Anritsu	MA2491A	030873	Feb. 11, 10'	Feb. 10, 11'

5.1.2. For 802.11n-HT40

Item	Type	Manufacturer	Model No.	Serial No.	Last Cal.	Next Cal.
1.	Spectrum Analyzer	Agilent	N9020A	MY48011687	Aug. 04, 10'	Aug. 03, 11'

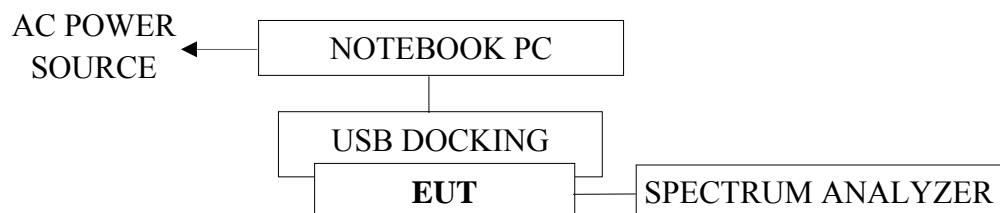
5.2. Block Diagram of Test Setup

5.2.1. For 802.11b/802.11g/802.11n-HT20



EUT: WL-266N22-DUBAND

5.2.2. For 802.11n-HT40



EUT: WL-266N22-DUBAND

5.3. Specification Limits (§15.247(b)-(3))

The Limits of maximum Peak Output Power for digital modulation in 2400-2483.5MHz is : 1Watt. (30dBm)

5.4. Operating Condition of EUT

The test program “Putty.exe” was used to enable the EUT to transmit data at different channel frequency individually.

5.5. Test Procedure

5.5.1. For 802.11b/802.11g/802.11n-HT20

The EUT connected to power meter and sensor and record the peak value.

5.5.2. For 802.11n-HT40

Setting the spectrum span to encompass the EBW, RBW=1MHz and VBW=3MHz. Compute power by integrating the spectrum across the 26 dB EBW of the signal.

The measurement guideline was according to KDB 558074.

5.6. Test Results

PASSED. All the test results are listed below.

(Test Date : Dec. 10, 2010 Temperature : 20°C Humidity : 48%)

5.6.1. For 802.11b

Mode	Type of Network	Channel	Frequency	Peak Output Power (dBm)	Power Setting
1.	802.11b	CH 1	2412MHz	19.35	0c
2.		CH 6	2437MHz	18.78	0c
3.		CH 11	2462MHz	17.95	0c

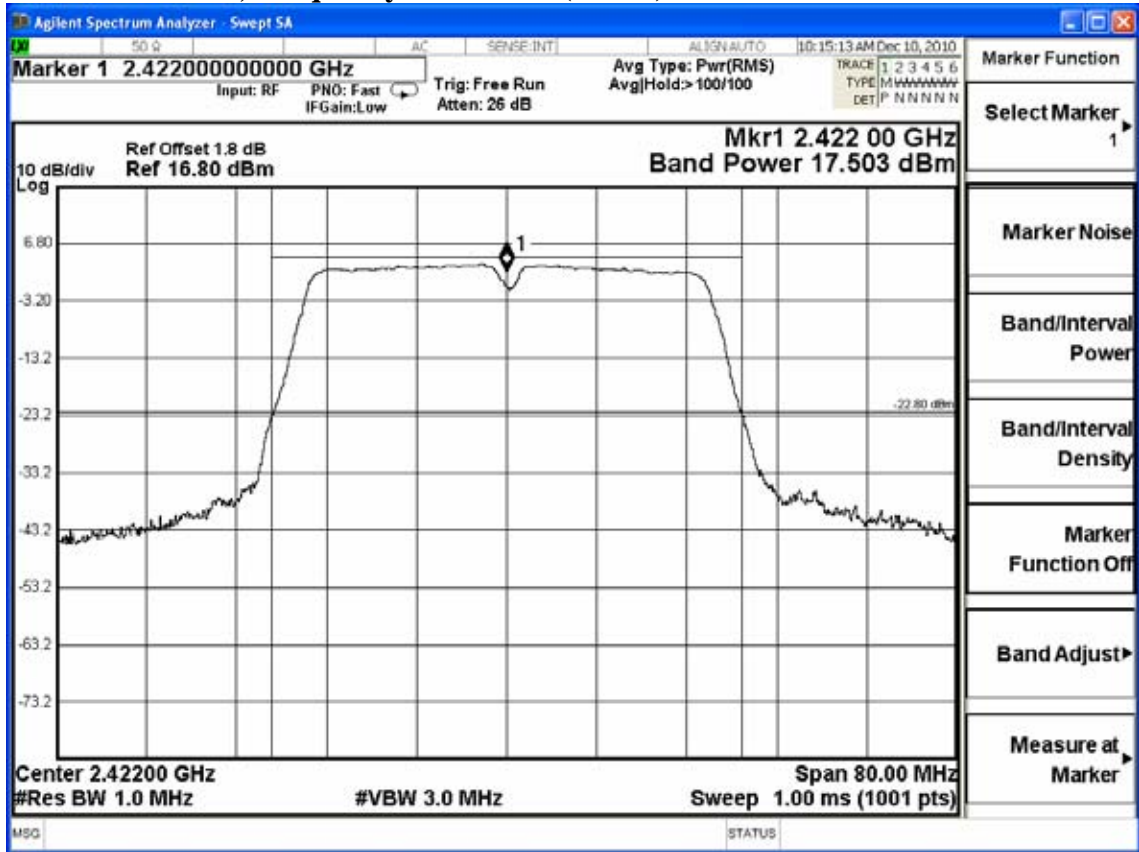
[Limit: 1Watt. (30dBm)]

5.6.2. For 802.11g/802.11n-HT20/802.11n-HT40

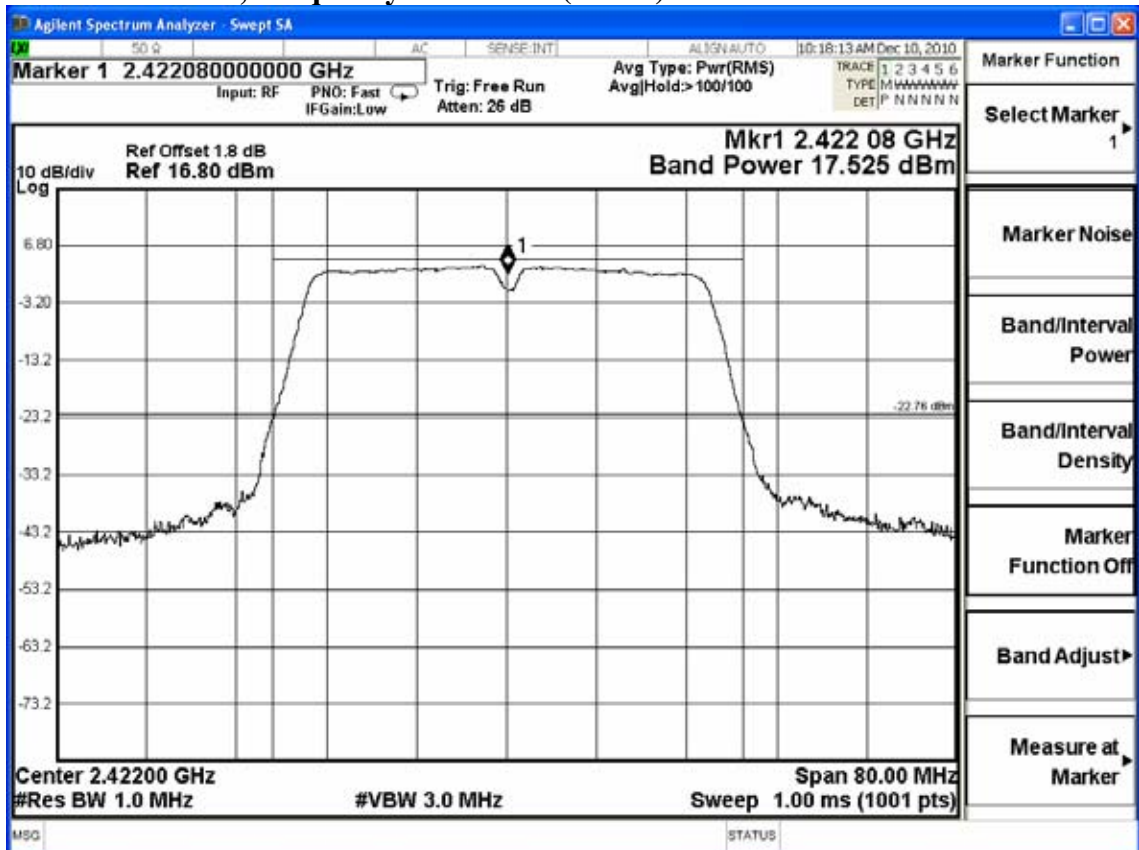
Mode	Type of Network	Channel	Frequency	Peak output power(dBm)		Total Peak Output Power (dBm)	Power Setting
				Ant.0	Ant.1		
1.	802.11g	CH 1	2412MHz	20.65	19.98	23.34	05
2.		CH 6	2437MHz	19.91	19.65	22.79	05
3.		CH 11	2462MHz	19.04	19.11	22.09	05
4.	802.11n-HT20	CH 1	2412MHz	19.65	19.86	22.77	05
5.		CH 6	2437MHz	19.27	19.52	22.41	05
6.		CH 11	2462MHz	18.65	18.81	21.74	05
7.	802.11n-HT40	CH 3	2422MHz	17.503	17.525	20.52	05
8.		CH 6	2437MHz	17.059	17.078	20.08	05
9.		CH 9	2452MHz	16.512	16.614	19.57	05

[Limit: 1Watt. (30dBm)]

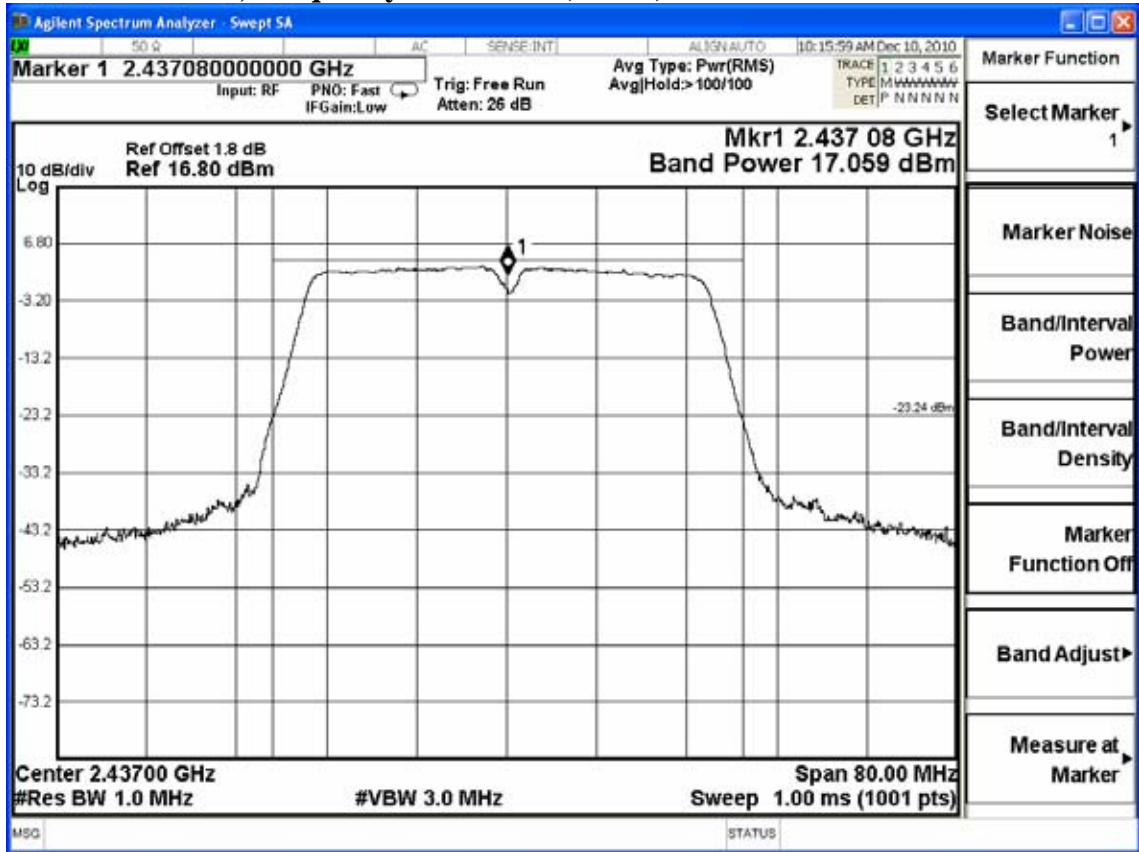
802.11n-HT40, Frequency: 2422MHz (Ant. 0)



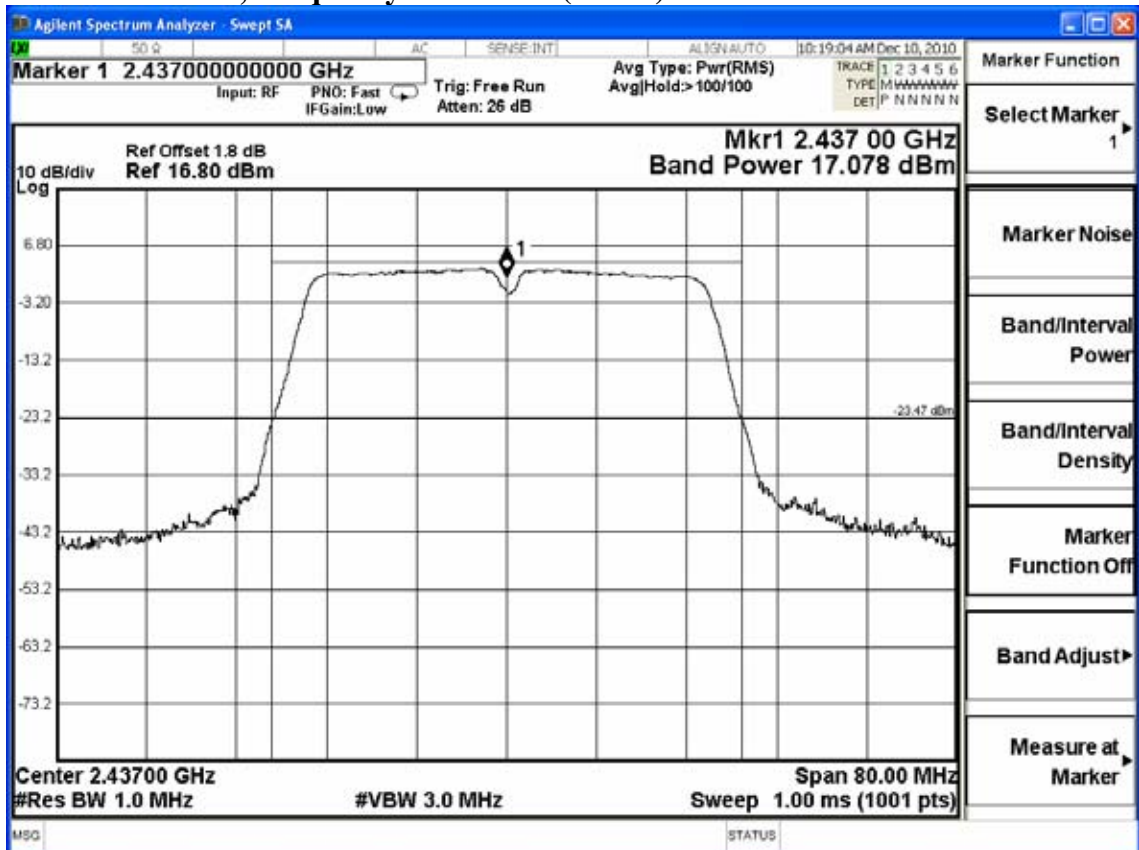
802.11n-HT40, Frequency: 2422MHz (Ant. 1)



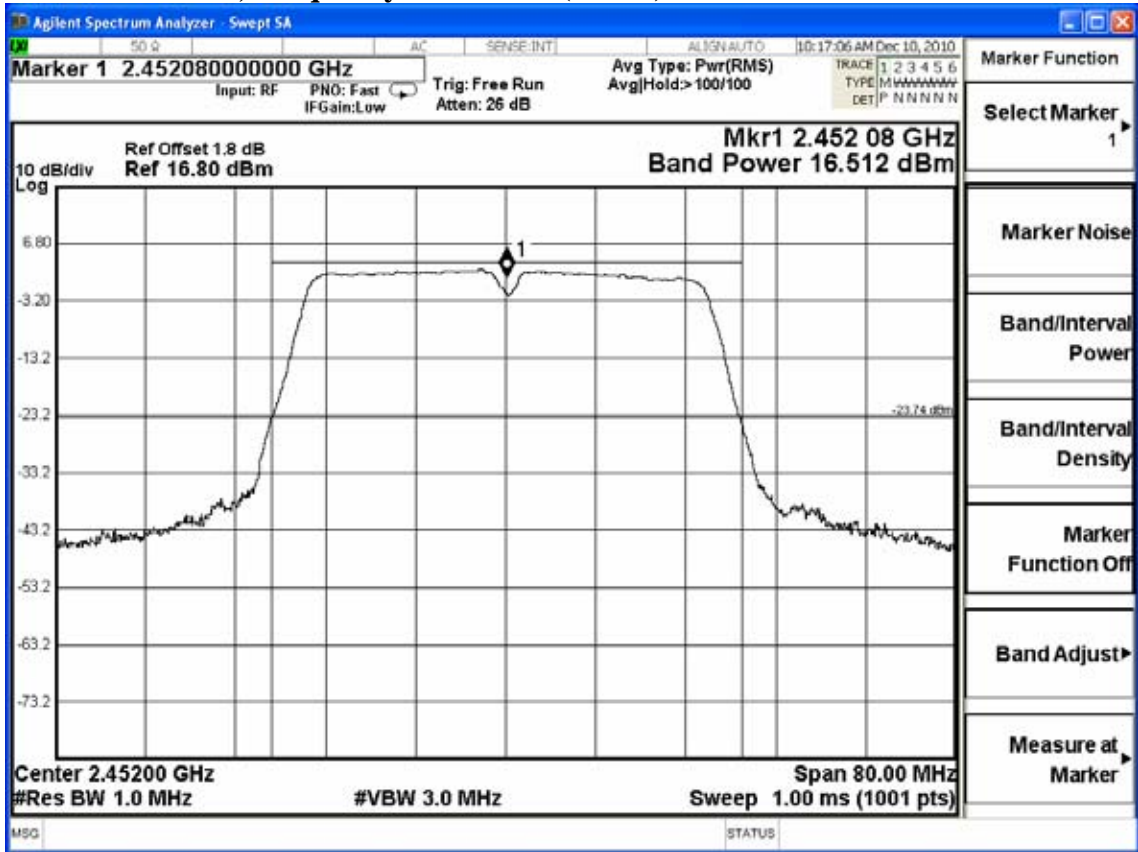
802.11n-HT40, Frequency: 2437MHz (Ant. 0)



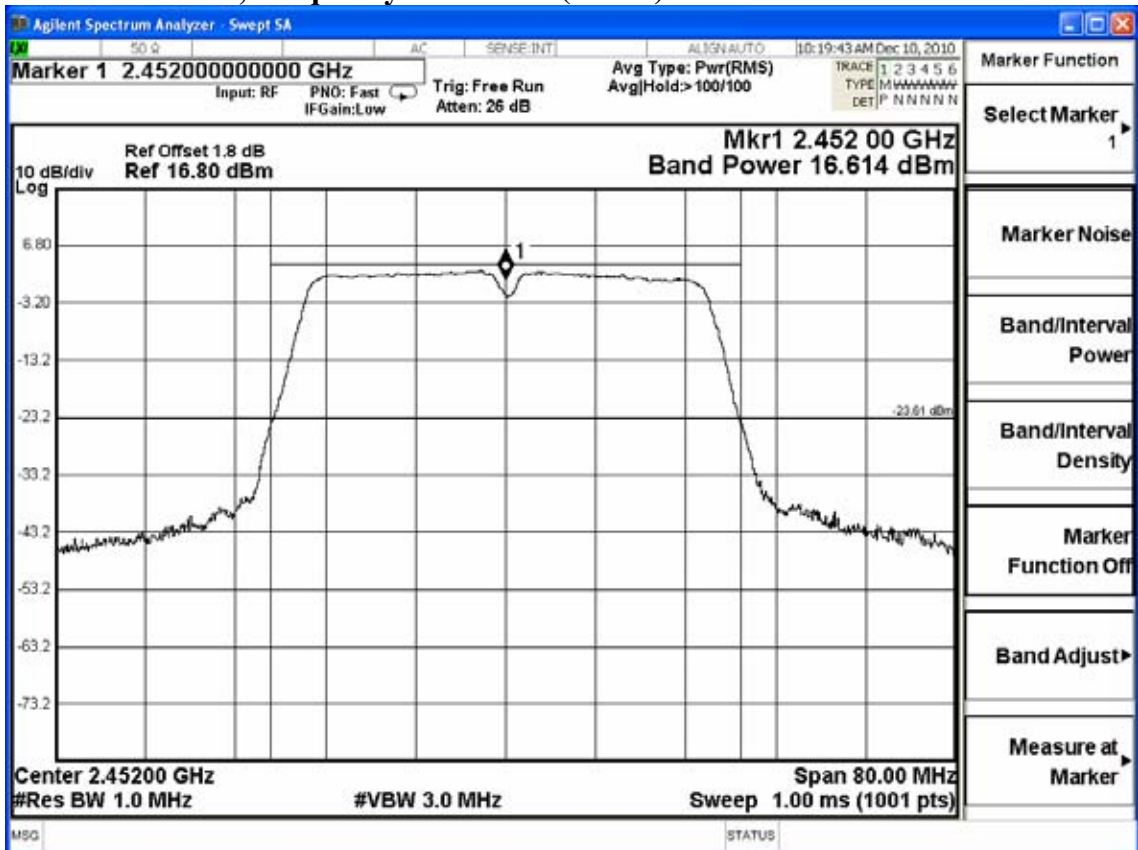
802.11n-HT40, Frequency: 2437MHz (Ant. 1)



802.11n-HT40, Frequency: 2452MHz (Ant. 0)



802.11n-HT40, Frequency: 2452MHz (Ant. 1)



6. EMISSION LIMITATIONS MEASUREMENT

6.1. Test Equipment

The following test equipment was used during the emission limitations test :

Item	Type	Manufacturer	Model No.	Serial No.	Last Cal.	Next Cal.
1.	Spectrum Analyzer	Agilent	N9020A	MY48011687	Aug. 04, 10'	Aug. 03, 11'

6.2. Block Diagram of Test Setup

The same as section.4.2.

6.3. Specification Limits (§15.247(c))

In any 100kHz bandwidth outside the frequency band in which the spread spectrum or digitally modulated intentional radiator is operating, the radio frequency power that is produced by the intentional radiator shall be at least 20dB below that in the 100kHz bandwidth within the band that contains the highest level of the desired power, based on either an RF conducted or a radiated measurement. Attenuation below the general limits specified in Section 15.209(a) is not required. In addition, radiated emissions which fall in restricted bands, as defined in Section 15.205(a), must also comply with the radiated emission limits specified in Section 15.209(a) (See Section 15.205(c)).(※ This test result attaching to §3.6.3)

6.4. Operating Condition of EUT

The test program “Putty.exe” was used to enable the EUT to transmit data at different channel frequency individually.

6.5. Test Procedure

The transmitter output was connected to the spectrum analyzer. The bandwidth of the fundamental frequency was measure by spectrum analyzer with 100kHz RBW and 100kHz VBW.

The measurement guideline was according to KDB 558074.

6.6. Test Results

PASSED. The testing data was attached in the next pages.

(Test Date : Dec. 10, 2010 Temperature : 20°C Humidity : 48%)

802.11b

2412MHz: During 30MHz~25GHz bandwidth. In the 3.256GHz, the -49.547dBm is max value that is lower than 20dB of primary channel.

2437MHz: During 30MHz~25GHz bandwidth. In the 3.251GHz, the -52.541dBm is max value that is lower than 20dB of primary channel.

2462MHz: During 30MHz~25GHz bandwidth. In the 3.276GHz, the -52.284dBm is max value that is lower than 20dB of primary channel.

802.11g

2412MHz: During 30MHz~25GHz bandwidth. In the 3.226GHz, the -48.930dBm is max value that is lower than 20dB of primary channel.

2437MHz: During 30MHz~25GHz bandwidth. In the 3.251GHz, the -51.371dBm is max value that is lower than 20dB of primary channel.

2462MHz: During 30MHz~25GHz bandwidth. In the 3.276GHz, the -53.260dBm is max value that is lower than 20dB of primary channel.

802.11n-HT20

2412MHz: During 30MHz~25GHz bandwidth. In the 3.226GHz, the -47.854dBm is max value that is lower than 20dB of primary channel.

2437MHz: During 30MHz~25GHz bandwidth. In the 3.251GHz, the -51.129dBm is max value that is lower than 20dB of primary channel.

2462MHz: During 30MHz~25GHz bandwidth. In the 3.276GHz, the -54.791dBm is max value that is lower than 20dB of primary channel.

802.11n-HT40

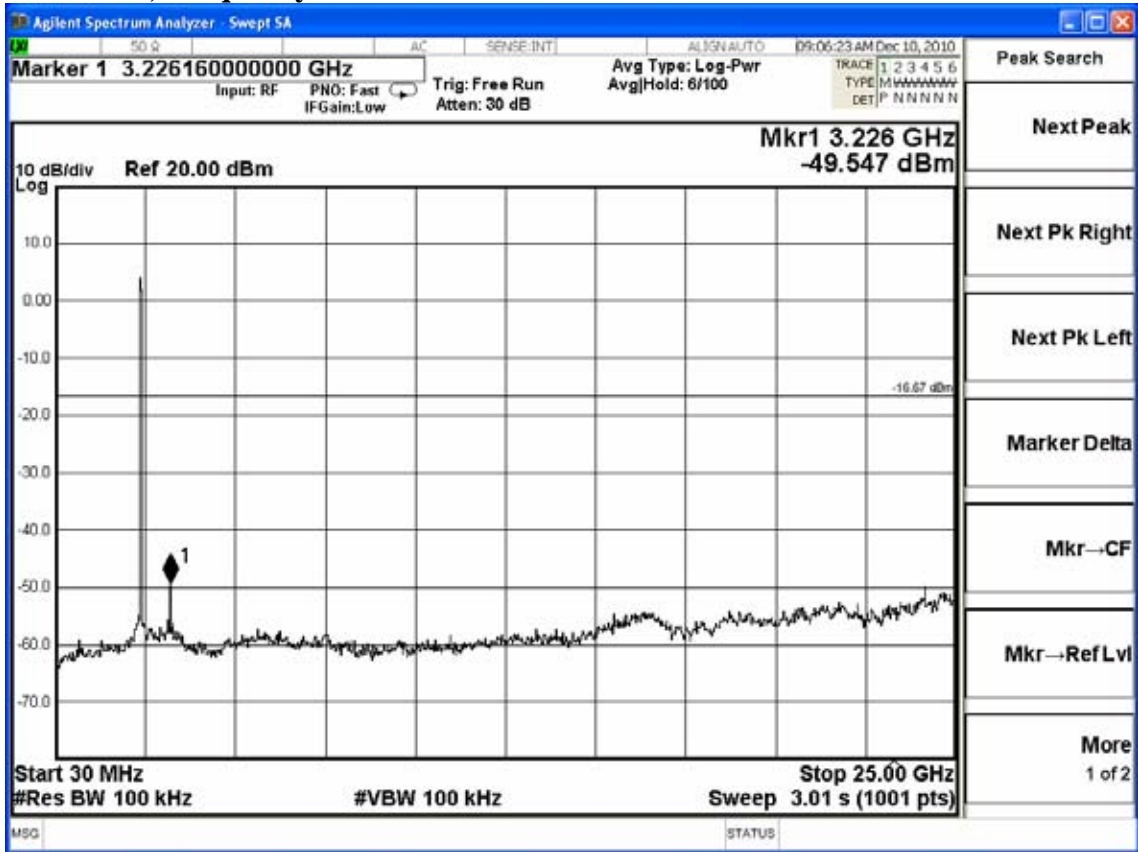
2422MHz: During 30MHz~25GHz bandwidth. In the 3.226GHz, the -50.162dBm is max value that is lower than 20dB of primary channel.

2437MHz: During 30MHz~25GHz bandwidth. In the 3.251GHz, the -52.222dBm is max value that is lower than 20dB of primary channel.

2452MHz: During 30MHz~25GHz bandwidth. In the 3.276GHz, the -54.675dBm is max value that is lower than 20dB of primary channel.

Note: The peak above the limit line is the carrier frequency.

802.11b, Frequency: 2412MHz



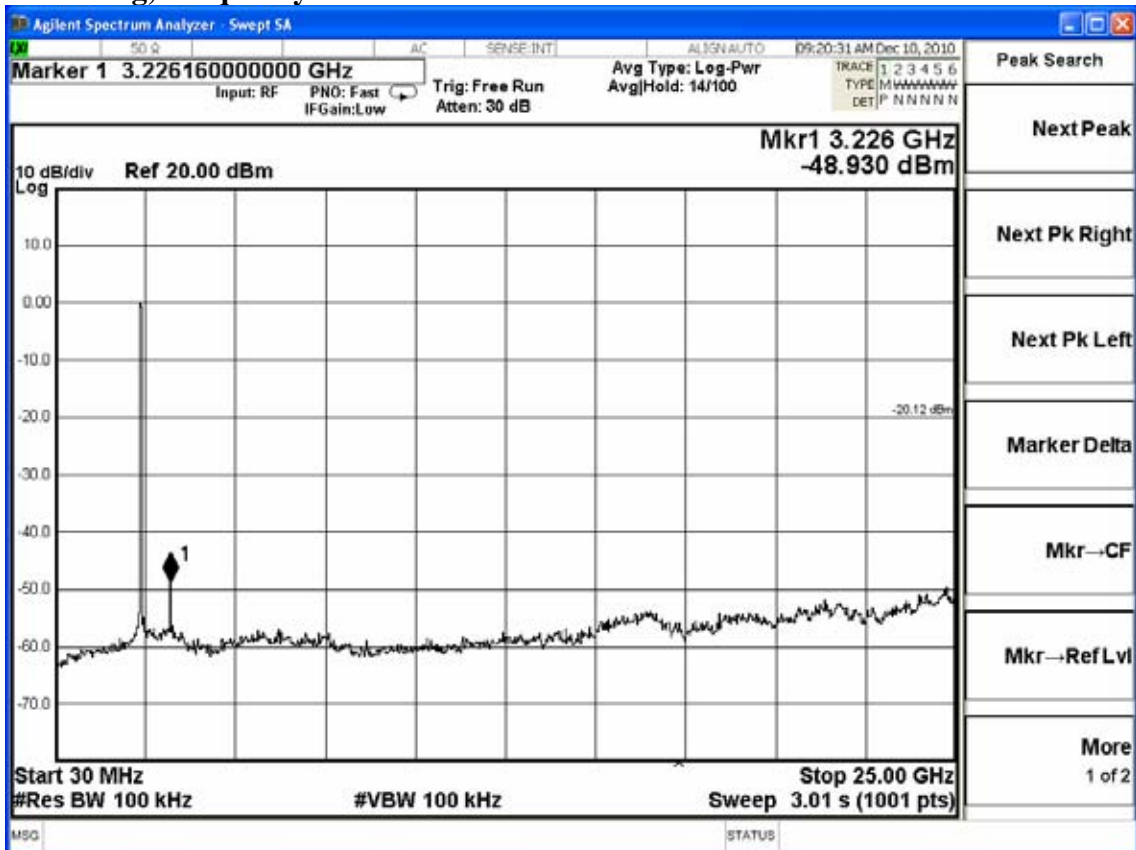
802.11b, Frequency: 2437MHz



802.11b, Frequency: 2462MHz



802.11g, Frequency: 2412MHz



802.11g, Frequency: 2437MHz



802.11g, Frequency: 2462MHz



802.11n-HT20, Frequency: 2412MHz



802.11n-HT20, Frequency: 2437MHz



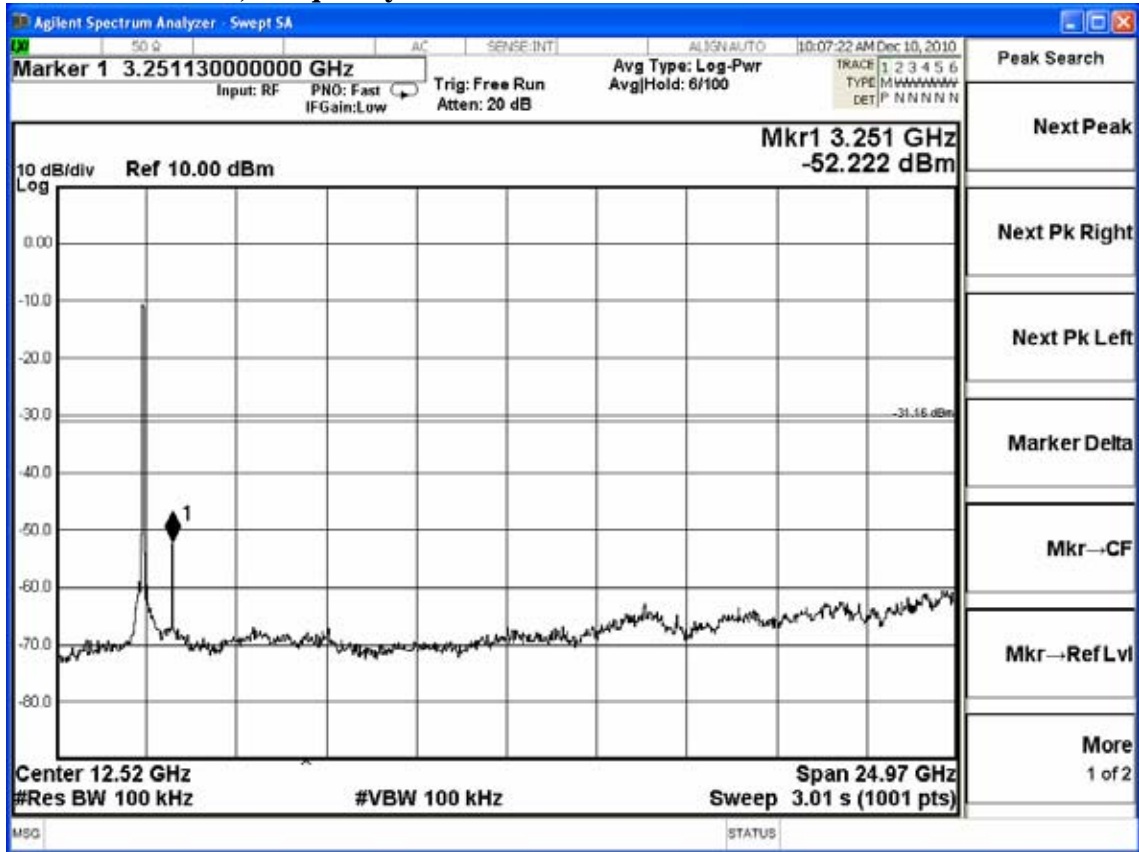
802.11n-HT20, Frequency: 2462MHz



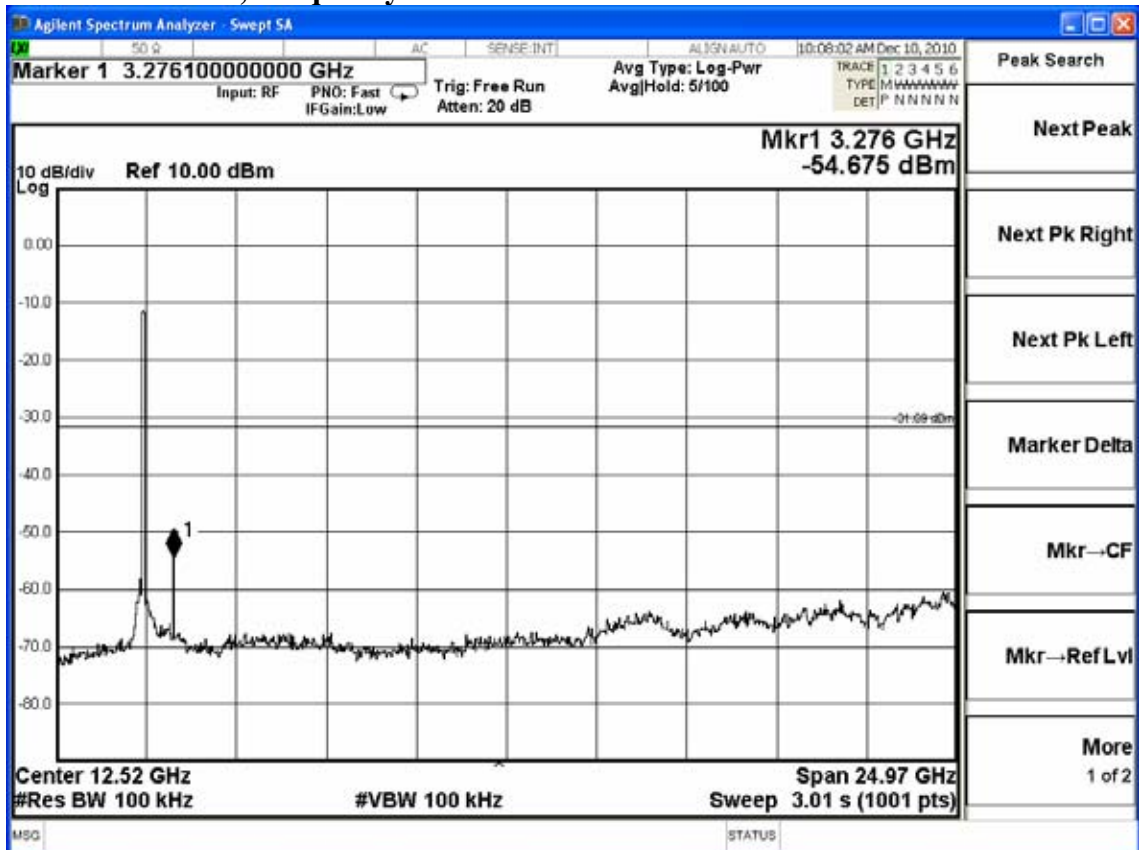
802.11n-HT40, Frequency: 2422MHz



802.11n-HT40, Frequency: 2437MHz



802.11n-HT40, Frequency: 2452MHz



7. BAND EDGES MEASUREMENT

7.1. Test Equipment

The following test equipment was used during the band edges measurement:

Item	Type	Manufacturer	Model No.	Serial No.	Last Cal.	Next Cal.
1.	Spectrum Analyzer	Agilent	N9020A	MY48011687	Aug. 04, 10'	Aug. 03, 11'

7.2. Block Diagram of Test Setup

The same as section.4.2.

7.3. Specification Limits (§15.247(c))

The highest level should be at least 20 dB below that in the 100kHz bandwidth.

7.4. Operating Condition of EUT

The test program “Putty.exe” was used to enable the EUT to transmit data at different channel frequency individually.

7.5. Test Procedure

The transmitter output was connected to the spectrum analyzer. Set both RBW and VBW of spectrum analyzer to 100kHz with suitable frequency span including 100kHz bandwidth from band edge.

The measurement guideline was according to KDB 558074.

7.6. Test Results

PASSED. All the test results are attached in next pages.

(Test Date : Dec. 10, 2010 Temperature : 20°C Humidity : 48%)

802.11b

Below Band edge: The highest emission level is -46.677dBm on 2.39990GHz ◦

Upper Band edge : The highest emission level is -57.506dBm on 2.48358GHz ◦

802.11g

Below Band edge: The highest emission level is -44.635dBm on 2.39990GHz ◦

Upper Band edge : The highest emission level is -57.574dBm on 2.48358GHz ◦

802.11n-HT20

Below Band edge: The highest emission level is -45.705dBm on 2.39990GHz ◦

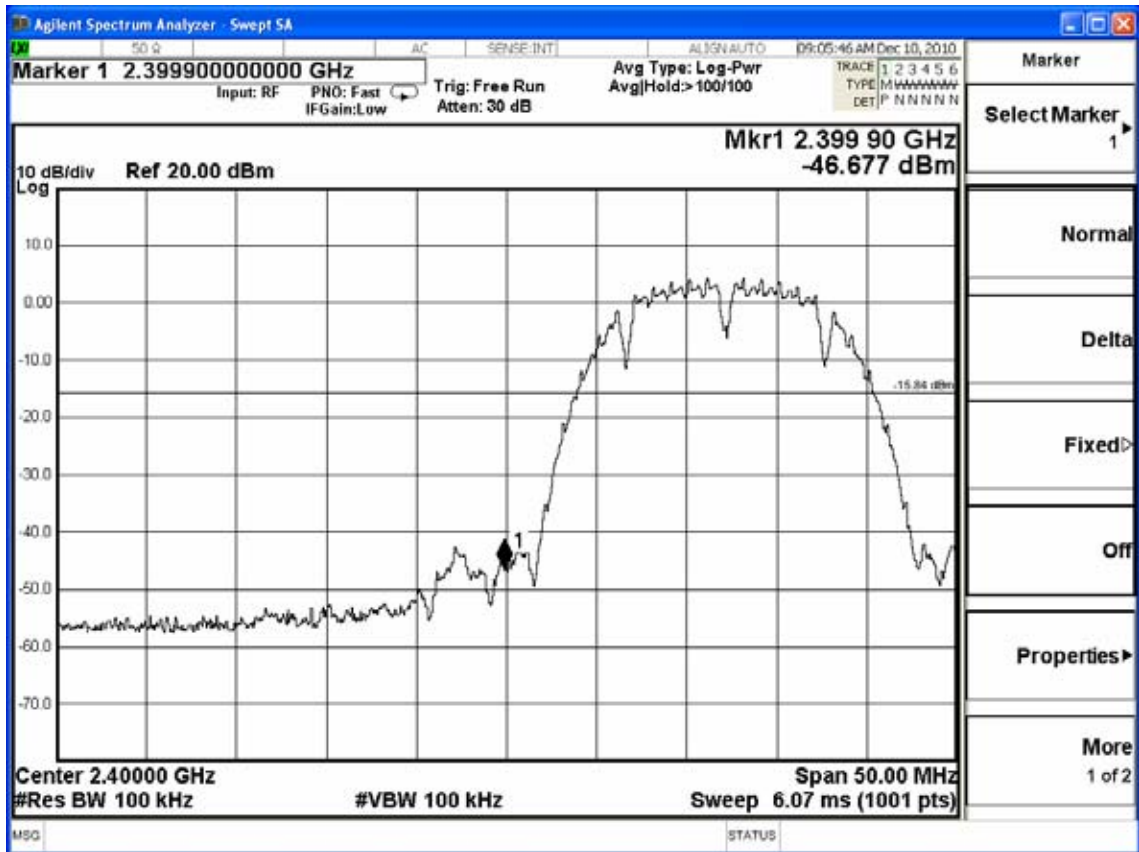
Upper Band edge : The highest emission level is -56.892dBm on 2.48358GHz ◦

802.11n-HT40

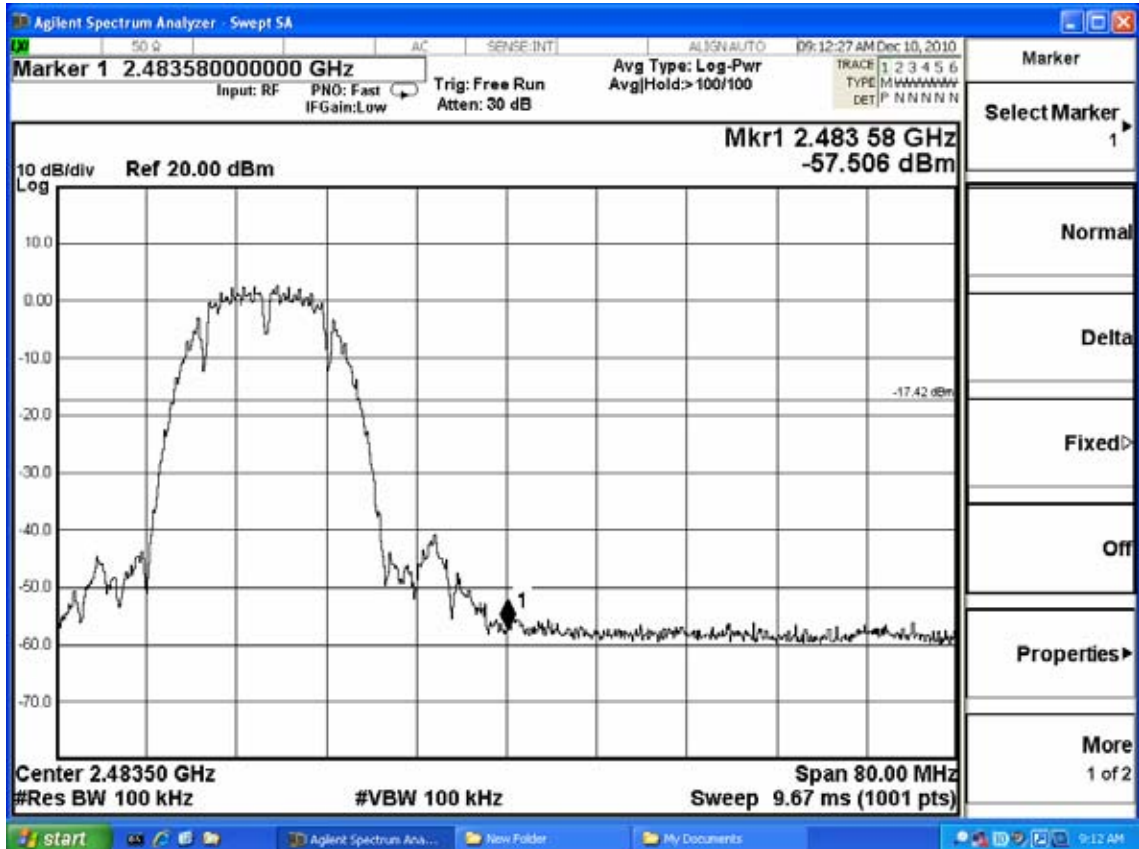
Below Band edge: The highest emission level is -50.344dBm on 2.3999GHz ◦

Upper Band edge : The highest emission level is -55.914dBm on 2.48350GHz ◦

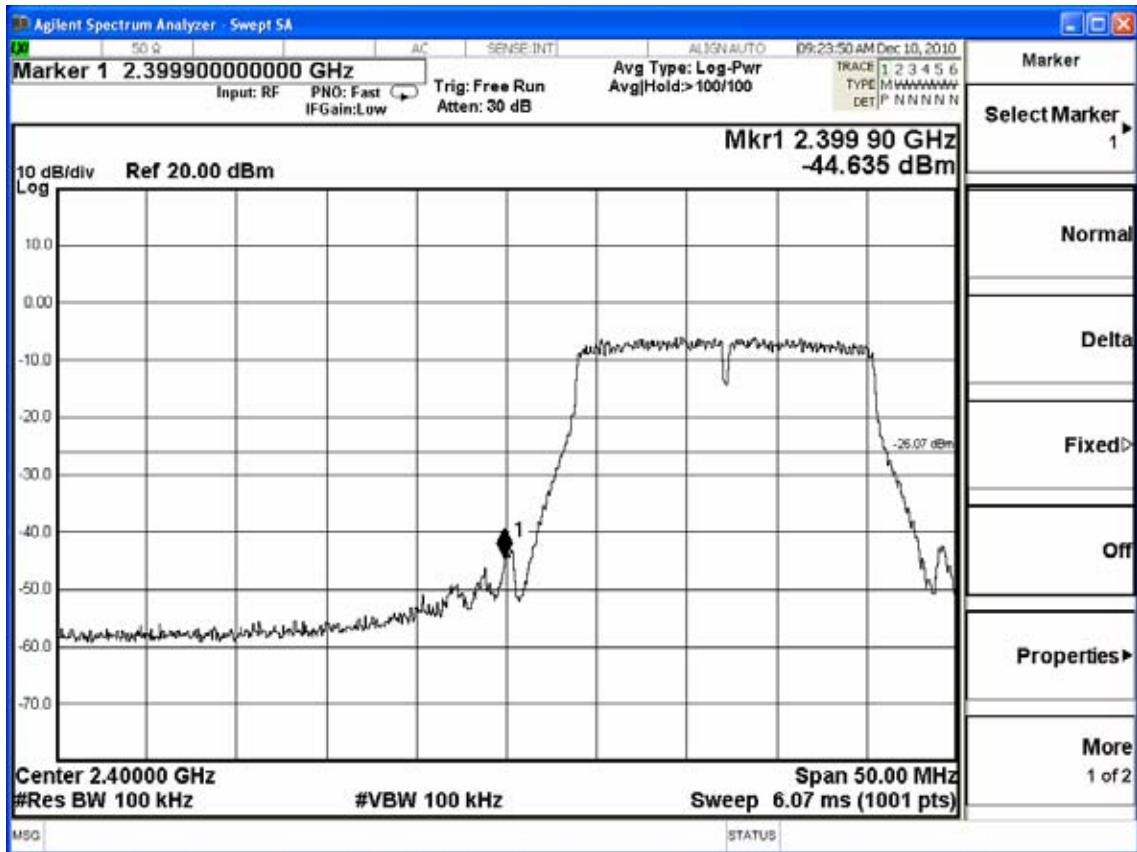
802.11b Below Band edge



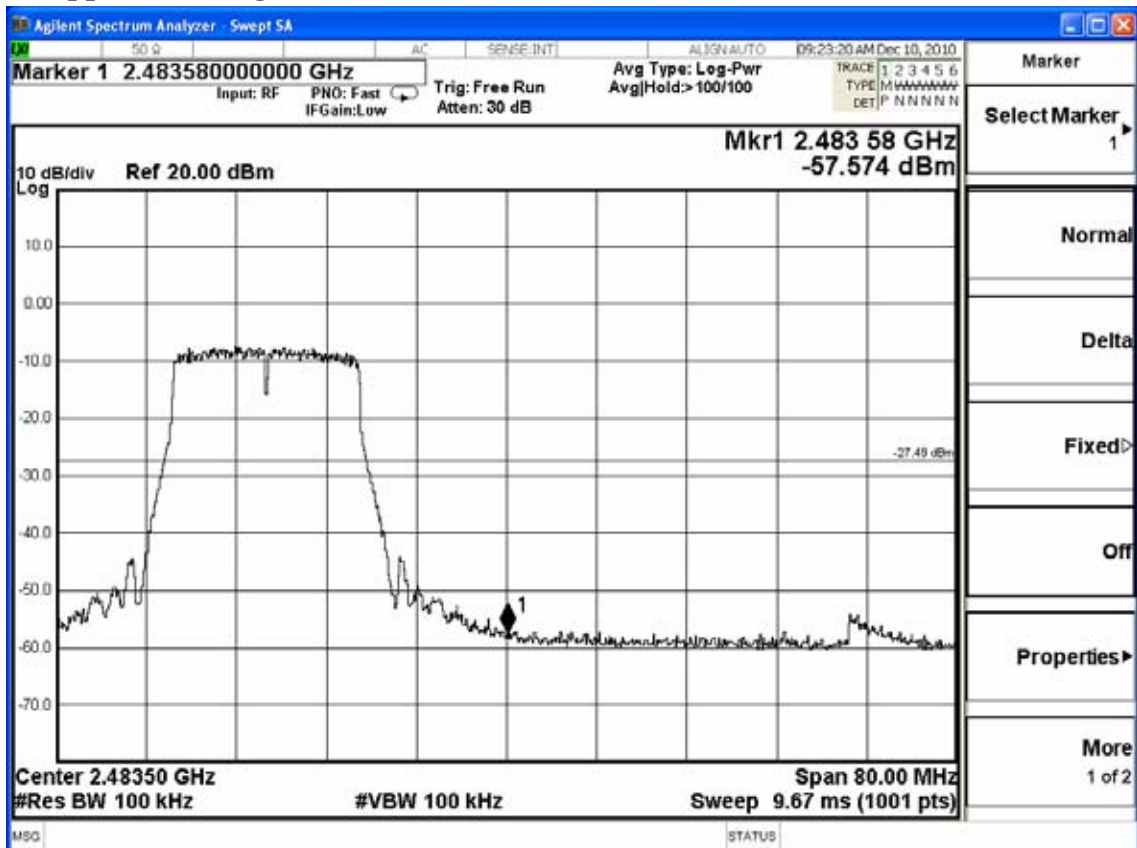
Upper Band edge



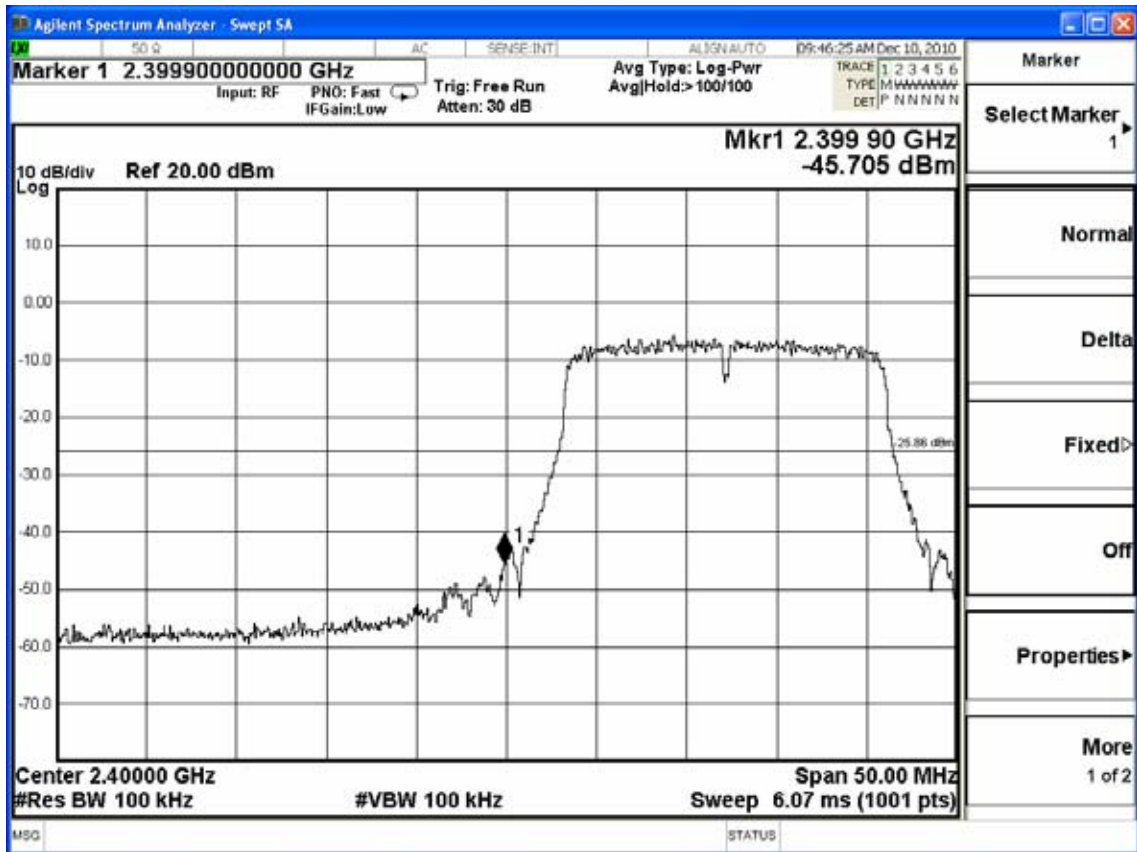
802.11g Below Band edge



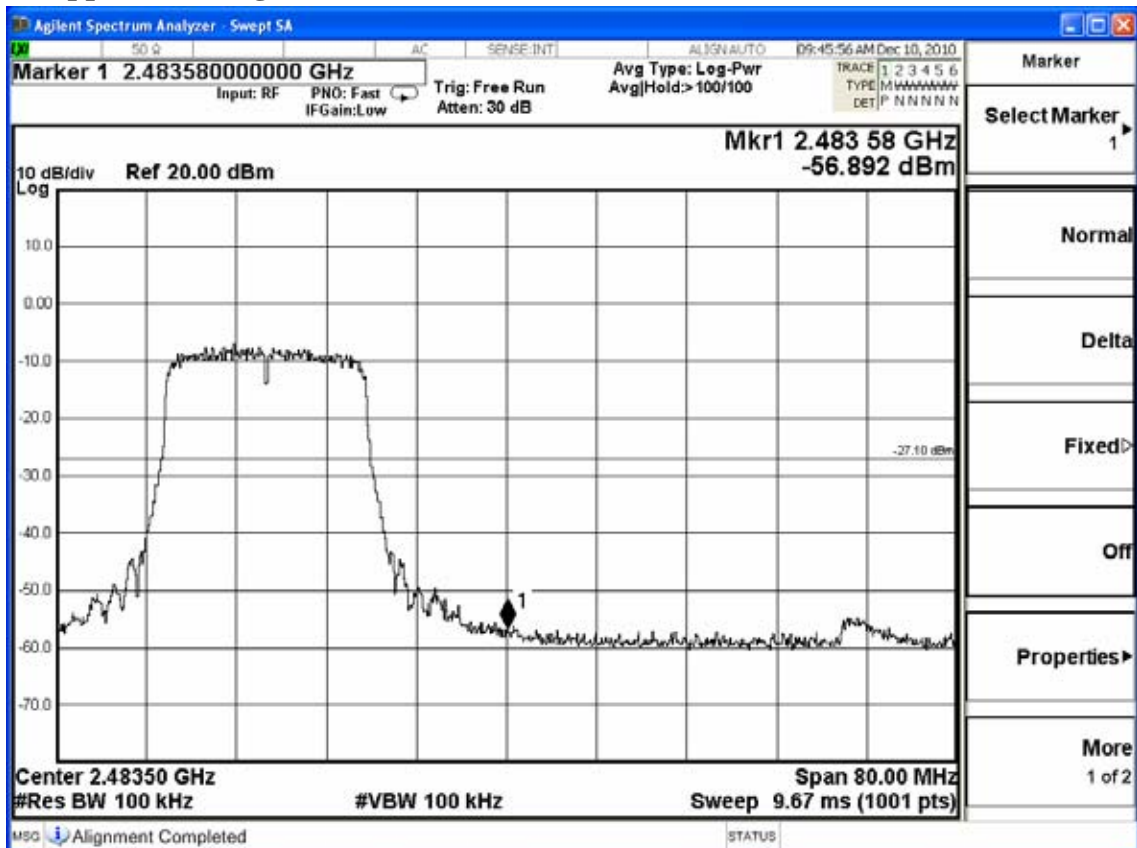
Upper Band edge



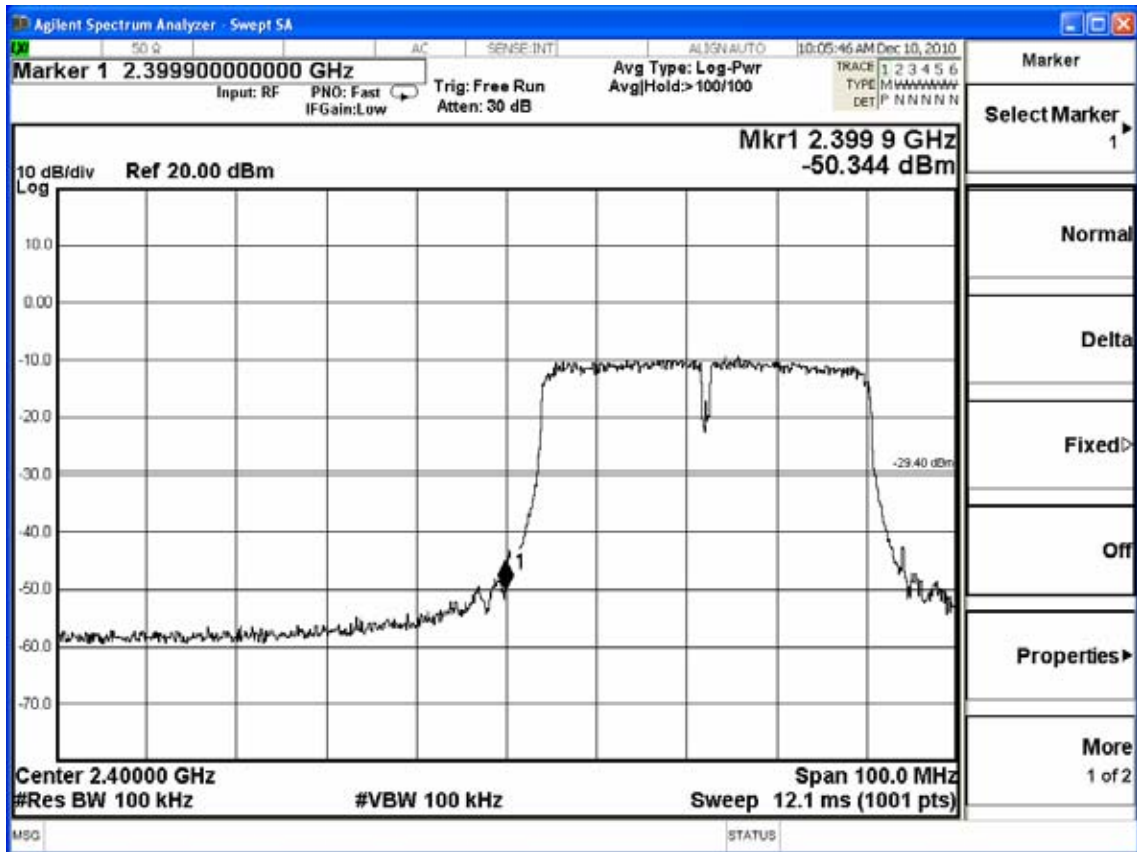
802.11n-HT20 Below Band edge



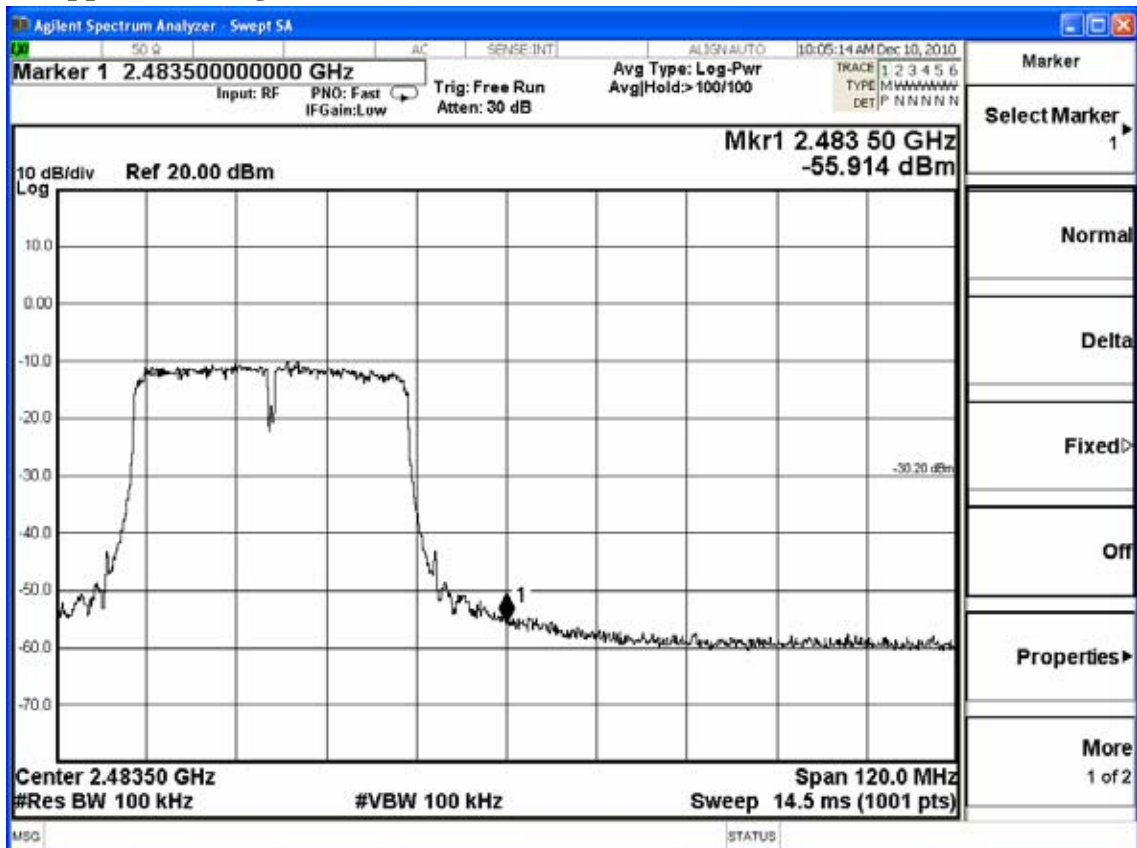
Upper Band edge



802.11n-HT40 Below Band edge



Upper Band edge



8. POWER SPECTRAL DENSITY MEASUREMENT

8.1. Test Equipment

The following test equipment was used during the power spectral density measurement:

Item	Type	Manufacturer	Model No.	Serial No.	Last Cal.	Next Cal.
1.	Spectrum Analyzer	Agilent	N9020A	MY48011687	Aug. 04, 10'	Aug. 03, 11'

8.2. Block Diagram of Test Setup

The same as section.4.2.

8.3. Specification Limits (§15.247(d))

The peak power spectral density conducted from the intentional radiator to the antenna shall not be greater than 8dBm in any 3kHz band.

8.4. Operating Condition of EUT

The test program “Putty.exe” was used to enable the EUT to transmit data at different channel frequency individually.

8.5. Test Procedure

The transmitter output was connected to the spectrum analyzer. The bandwidth of the fundamental frequency was measured with the spectrum analyzer using 3kHz RBW and 30kHz VBW, set sweep time = span/3kHz.

The measurement guideline was according to KDB 558074.

8.6. Test Results

PASSED. All the test results are attached in next pages.

(Test Date : Dec. 10, 2010 Temperature : 20°C Humidity : 48%)

8.6.1. For 802.11b

Mode	Type of Network	Channel	Frequency	Power Spectral Density (dBm)
1.	802.11b	CH 1	2412MHz	-14.201
2.		CH 6	2437MHz	-14.873
3.		CH 11	2462MHz	-15.781

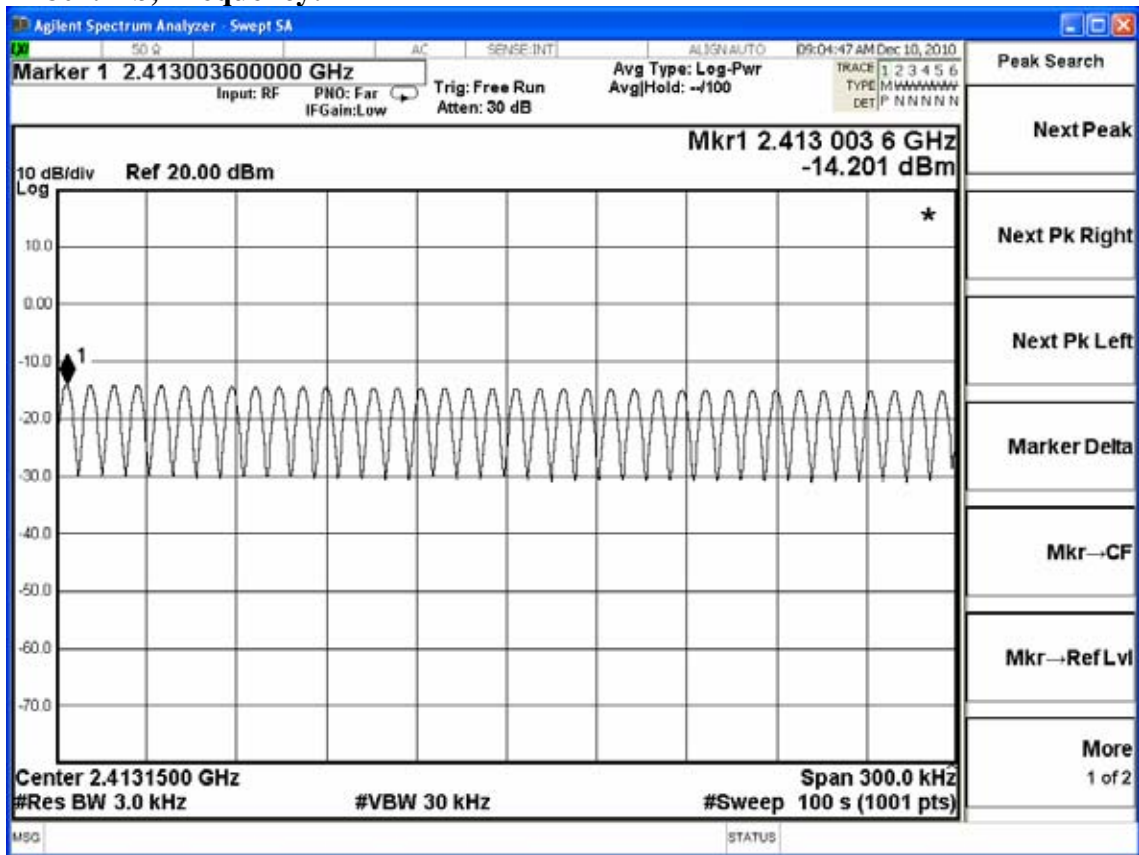
[Limit: 8dBm]

8.6.2. For 802.11g/802.11n-HT20/802.11n-HT40

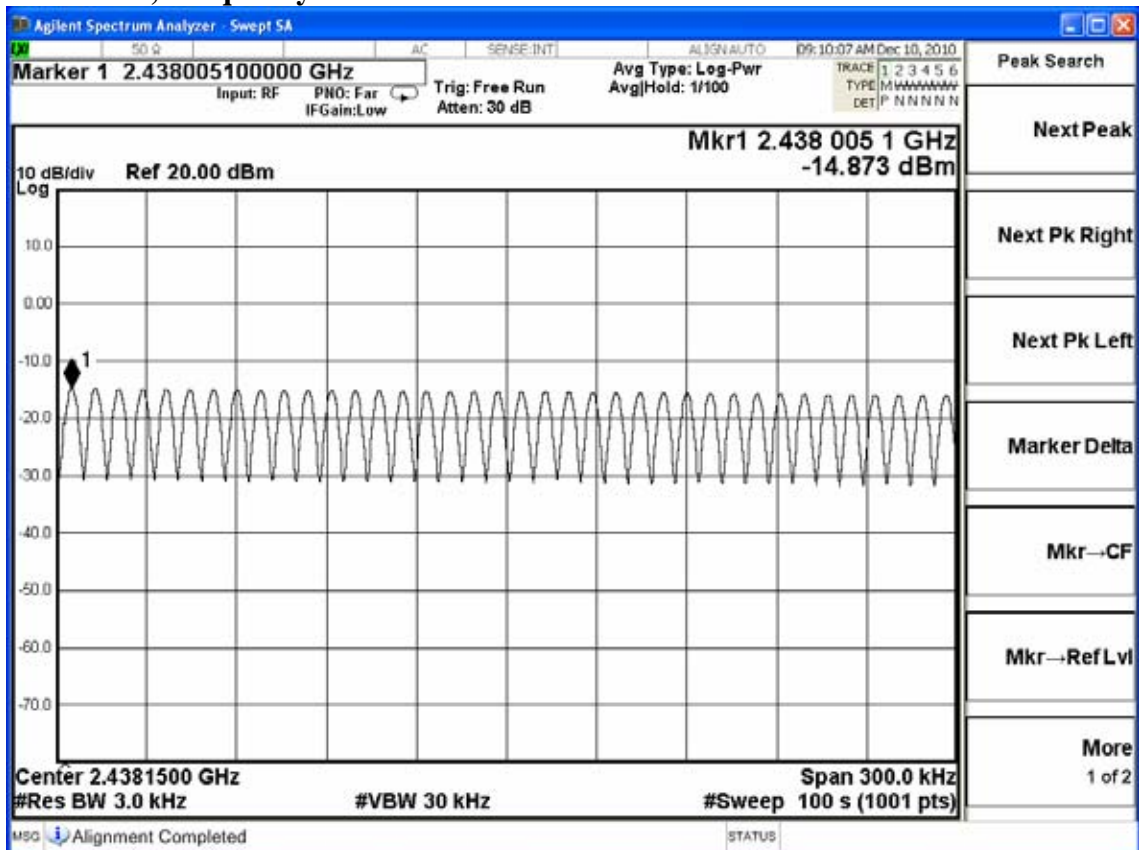
Mode	Type of Network	Channel	Frequency	Power Spectral Density (dBm)		Total Power Spectral Density (dBm)
				Ant.0	Ant.1	
1.	802.11g	CH 1	2412MHz	-20.993	-21.160	-18.065
2.		CH 6	2437MHz	-21.718	-21.720	-18.709
3.		CH 11	2462MHz	-22.775	-23.018	-19.885
4.	802.11n-HT20	CH 1	2412MHz	-21.403	-21.430	-18.406
5.		CH 6	2437MHz	-22.615	-22.087	-19.333
6.		CH 11	2462MHz	-22.987	-22.759	-19.861
7.	802.11n-HT40	CH 3	2422MHz	-22.077	-22.139	-19.098
8.		CH 6	2437MHz	-25.007	-25.955	-22.445
9.		CH 9	2452MHz	-23.161	-25.470	-21.154

[Limit: 8dBm]

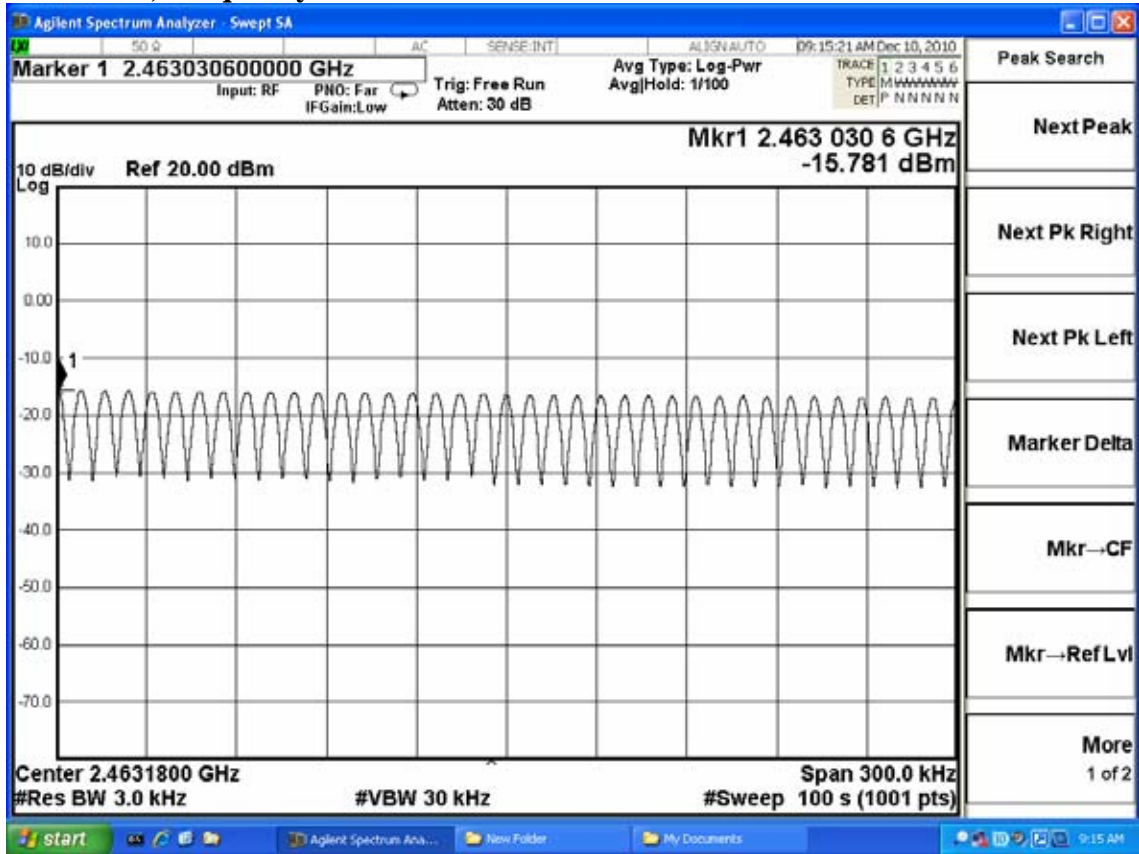
802.11b, Frequency: 2412MHz



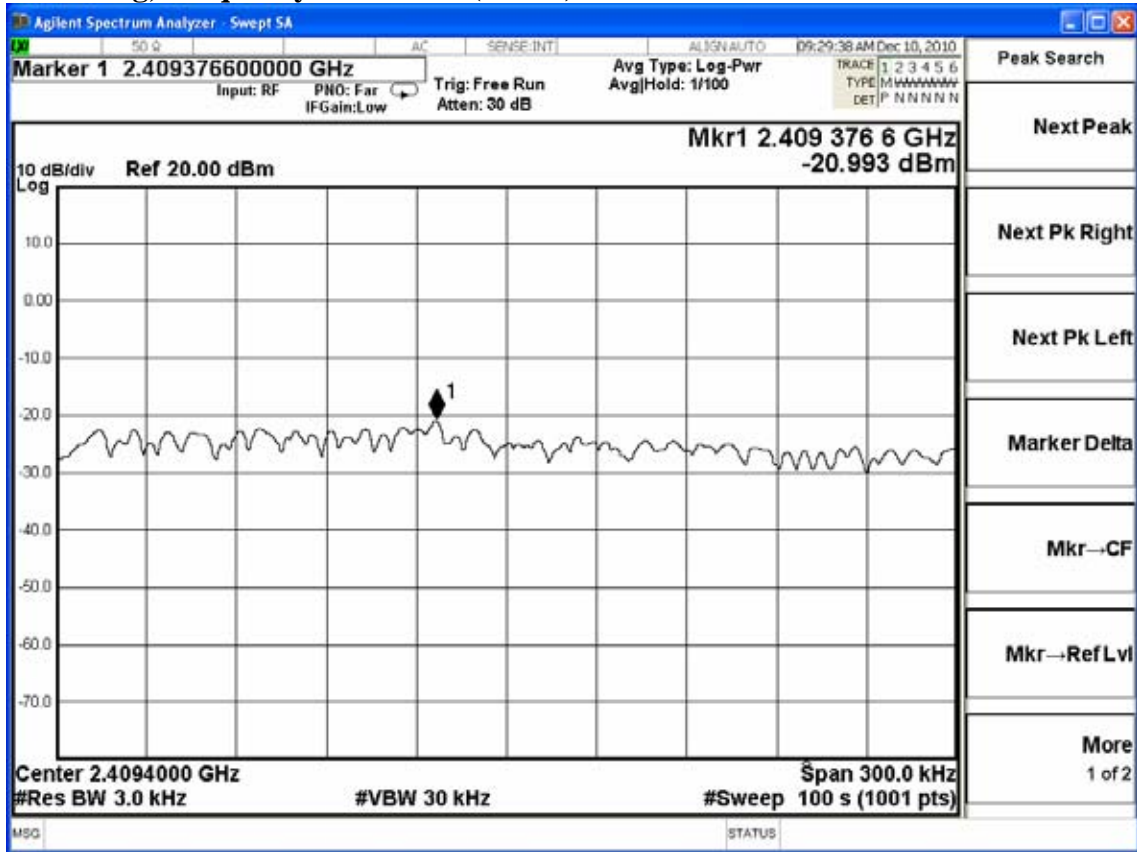
802.11b, Frequency: 2437MHz



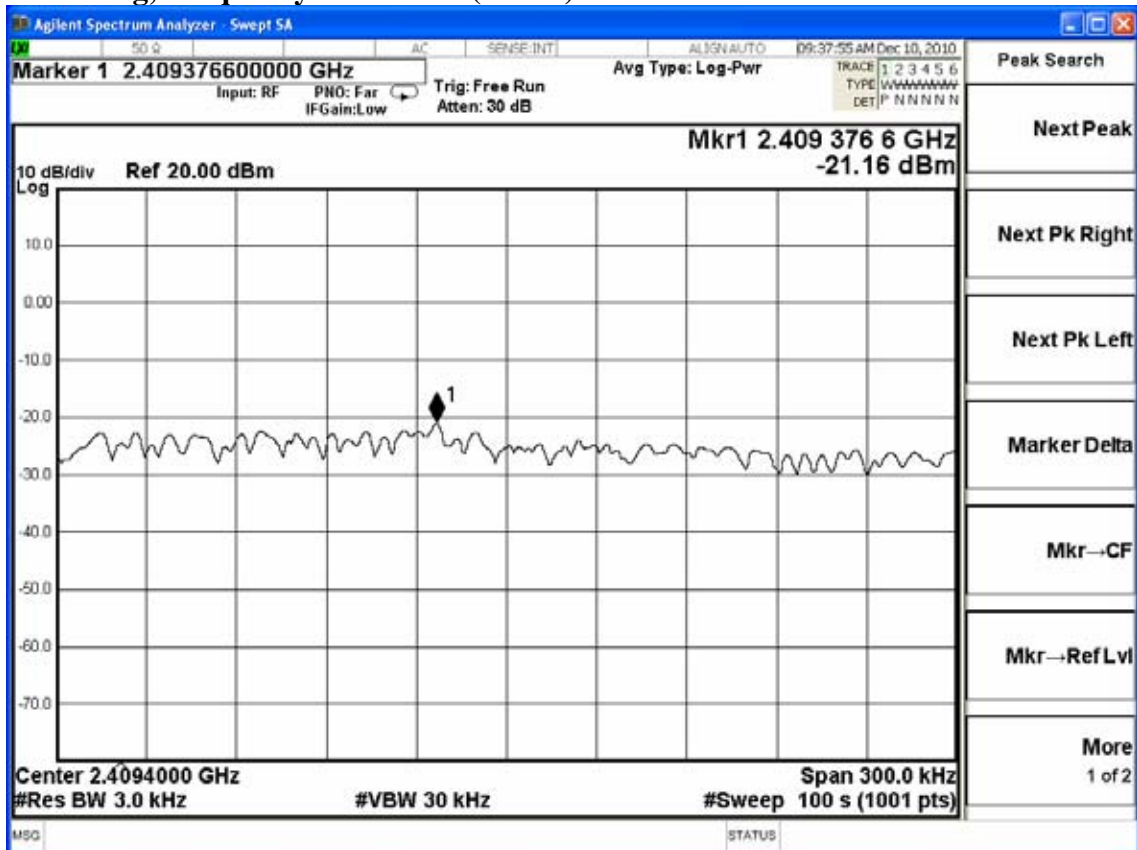
802.11b, Frequency: 2462MHz



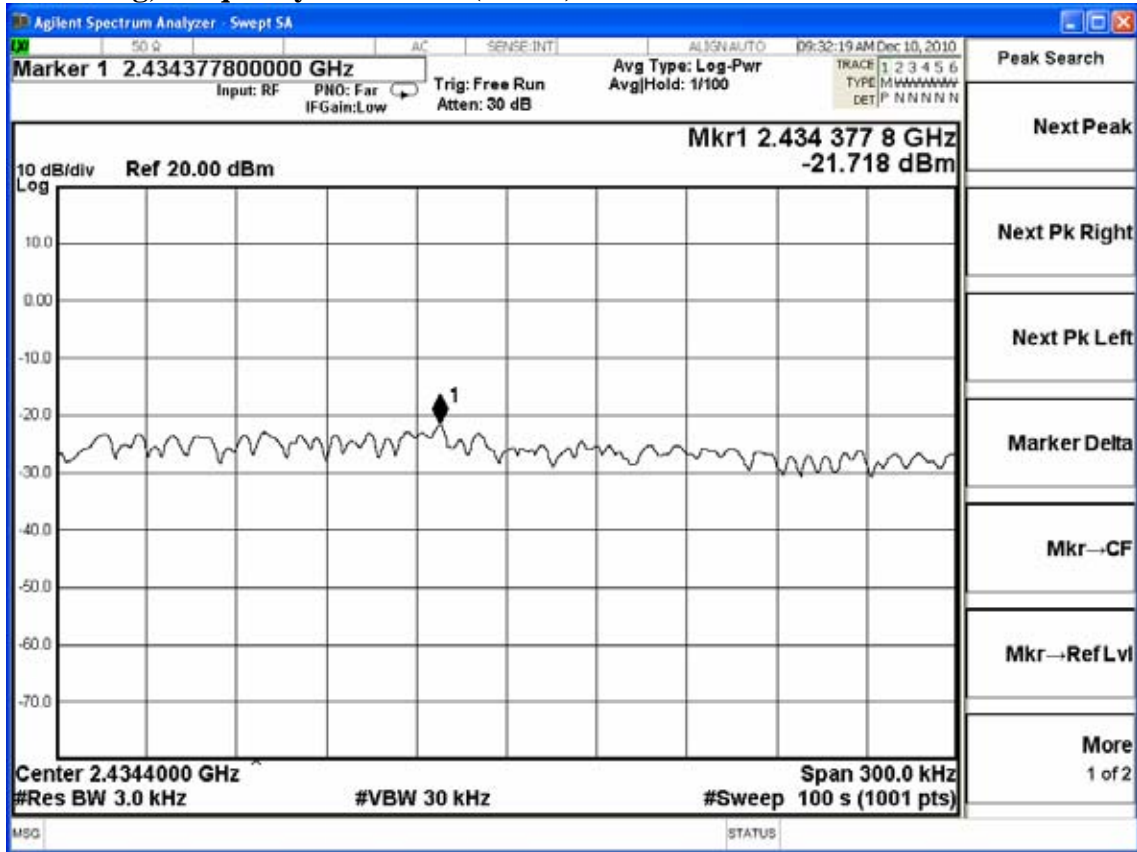
802.11g, Frequency: 2412MHz (Ant. 0)



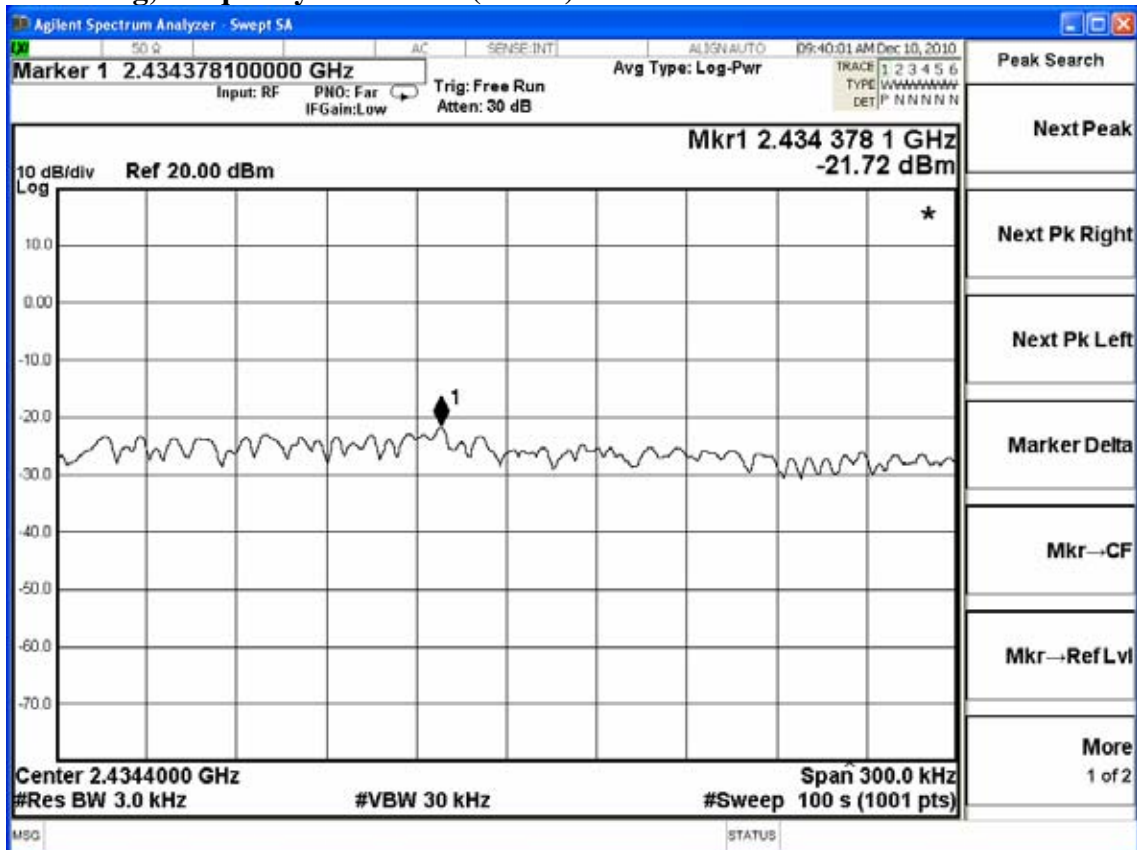
802.11g, Frequency: 2412MHz (Ant. 1)



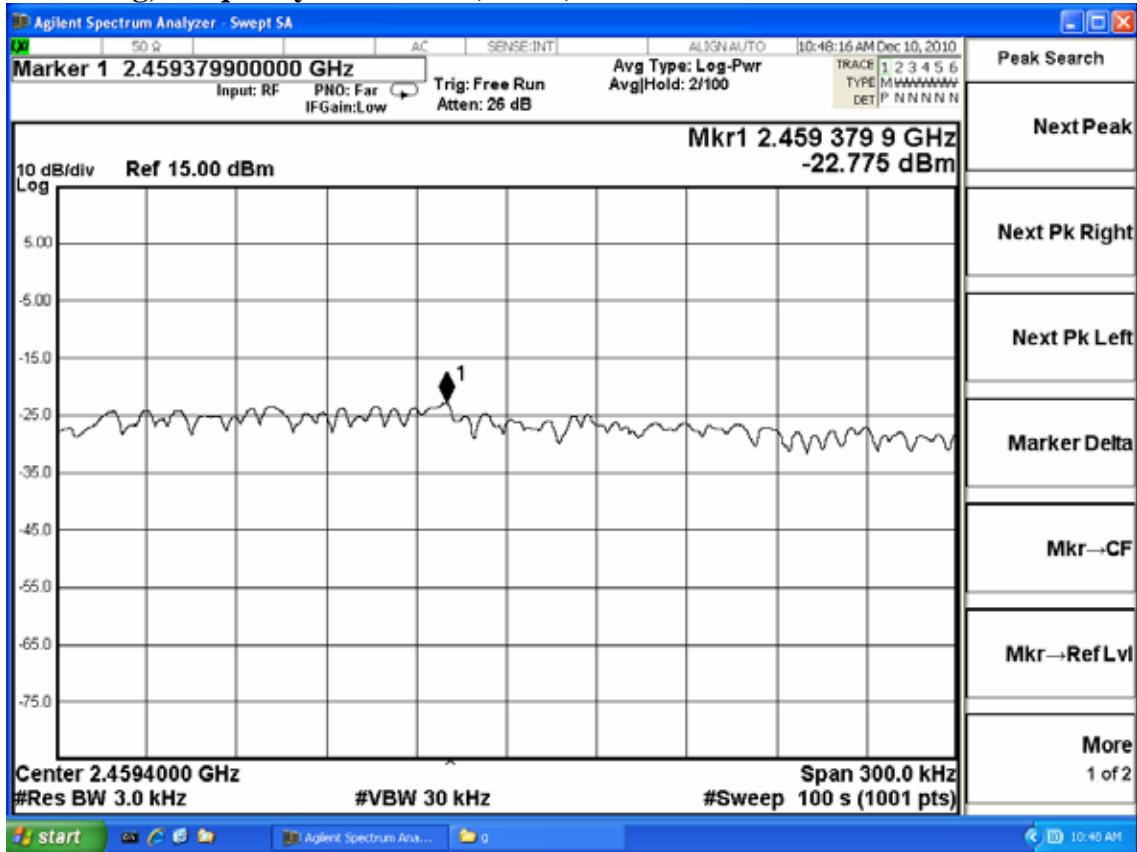
802.11g, Frequency: 2437MHz (Ant. 0)



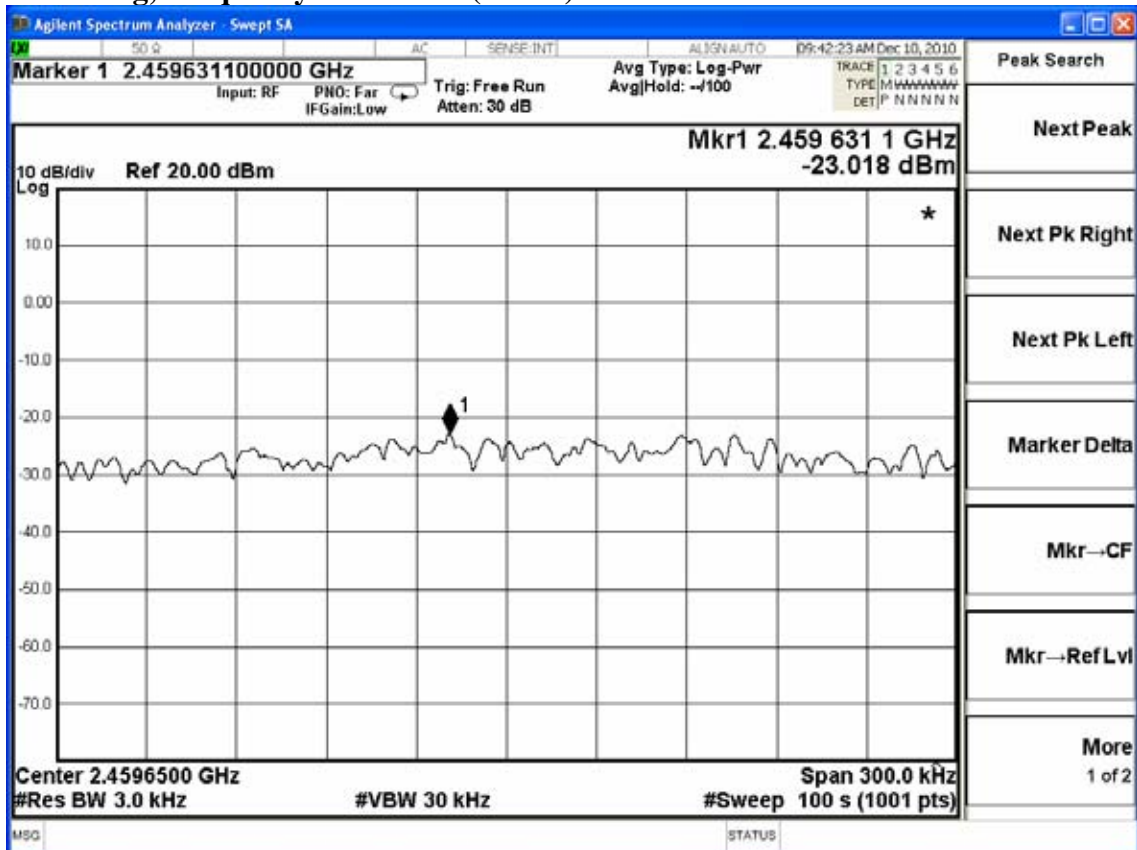
802.11g, Frequency: 2437MHz (Ant. 1)



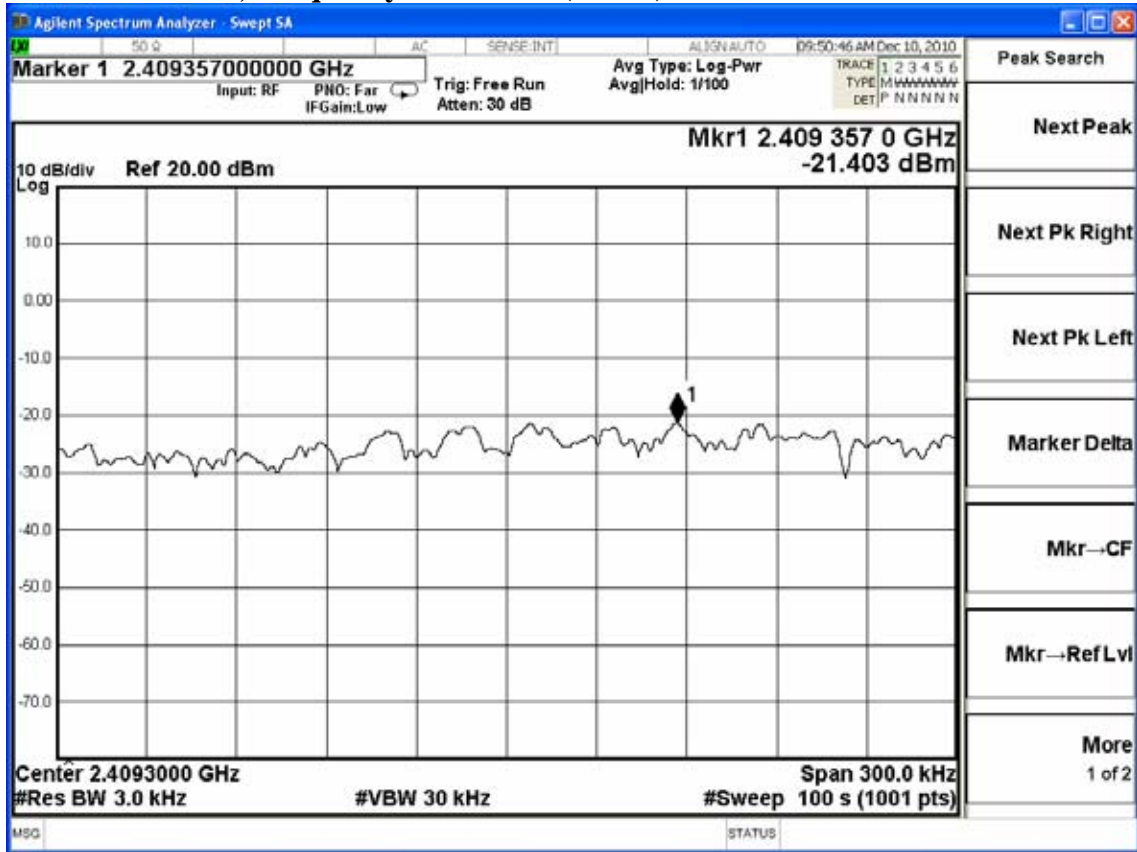
802.11g, Frequency: 2462MHz (Ant. 0)



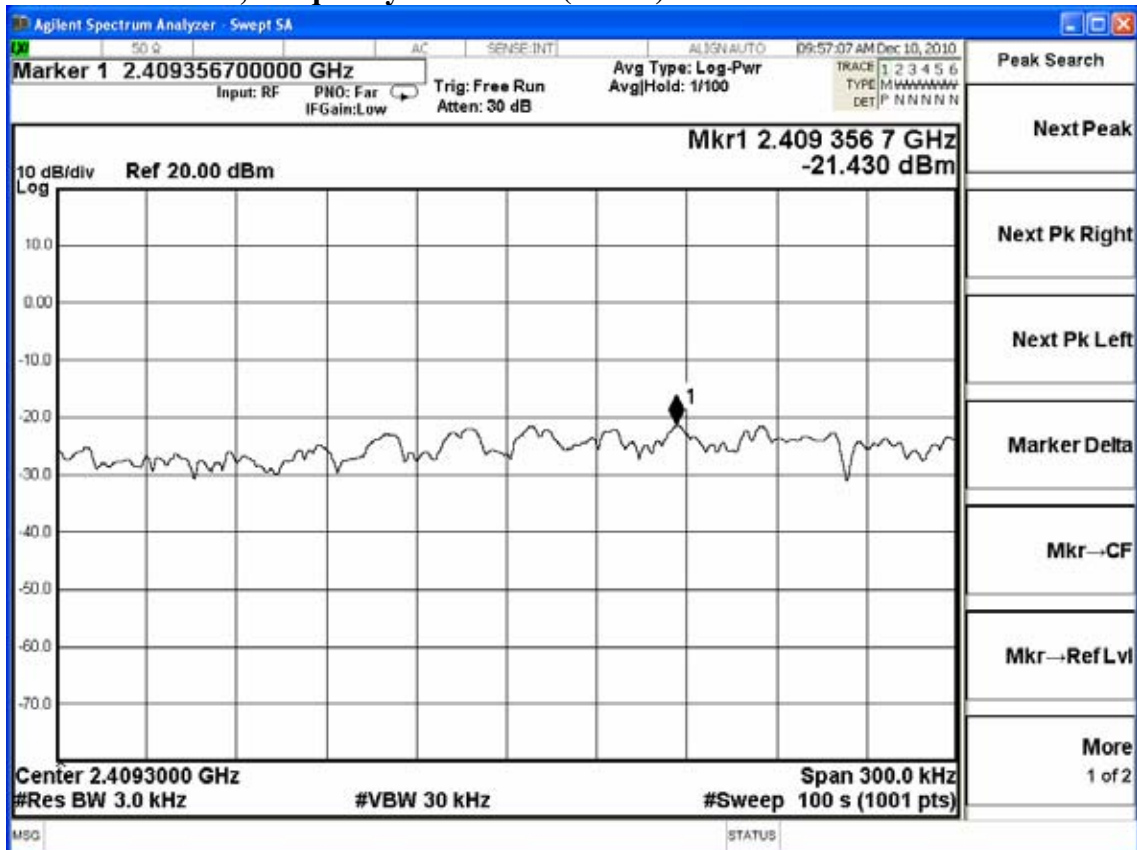
802.11g, Frequency: 2462MHz (Ant. 1)



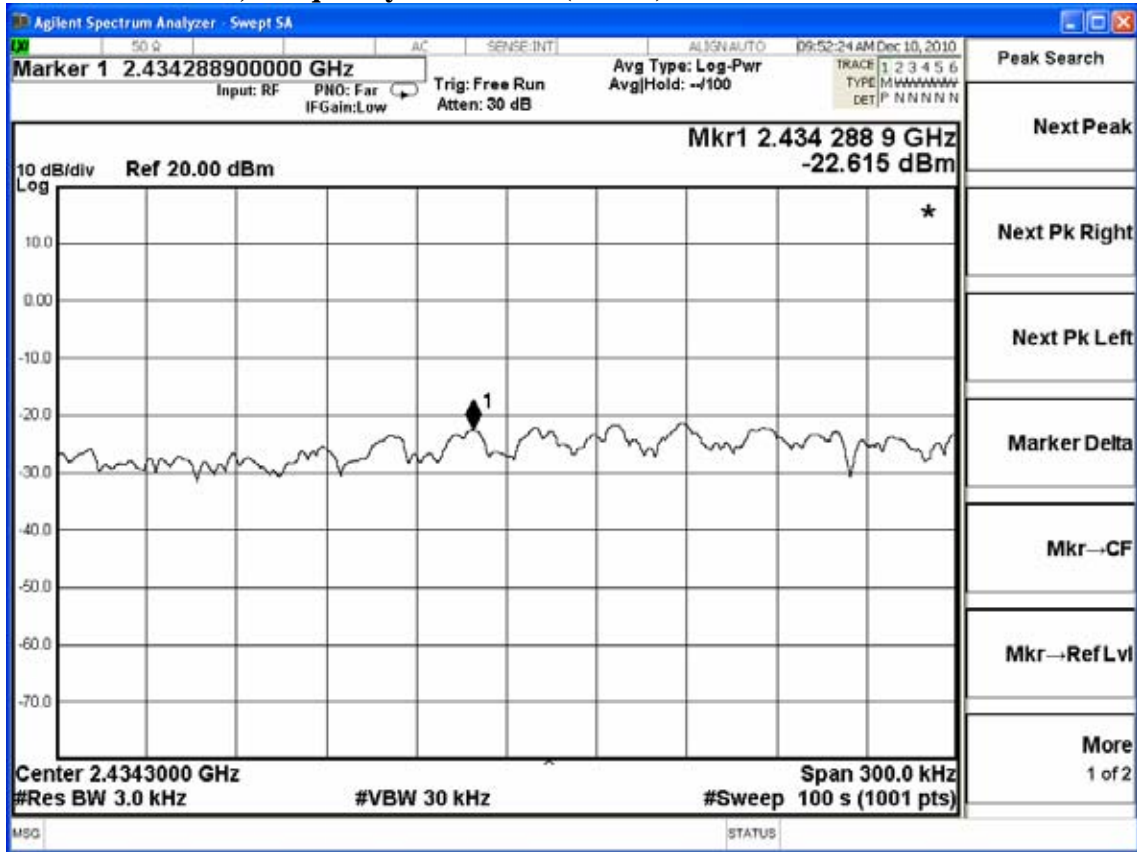
802.11n-HT20, Frequency: 2412MHz (Ant. 0)



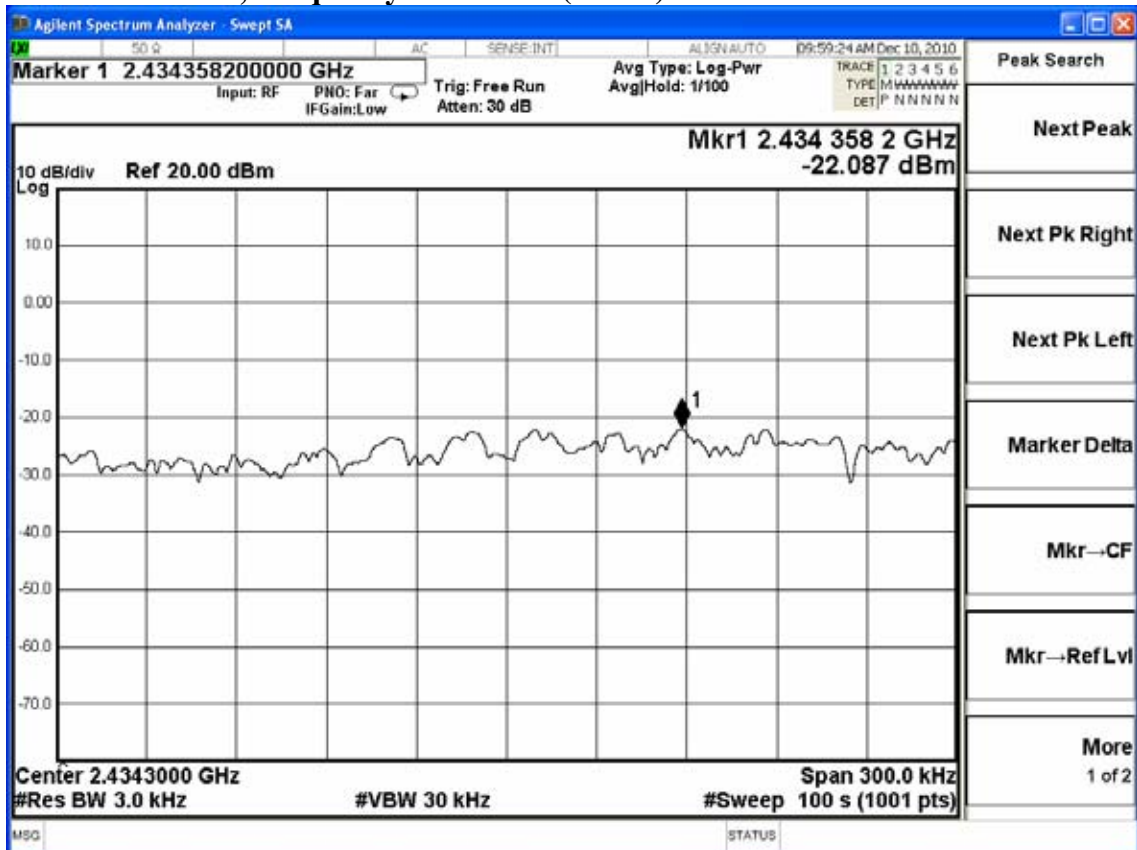
802.11n-HT20, Frequency: 2412MHz (Ant. 1)



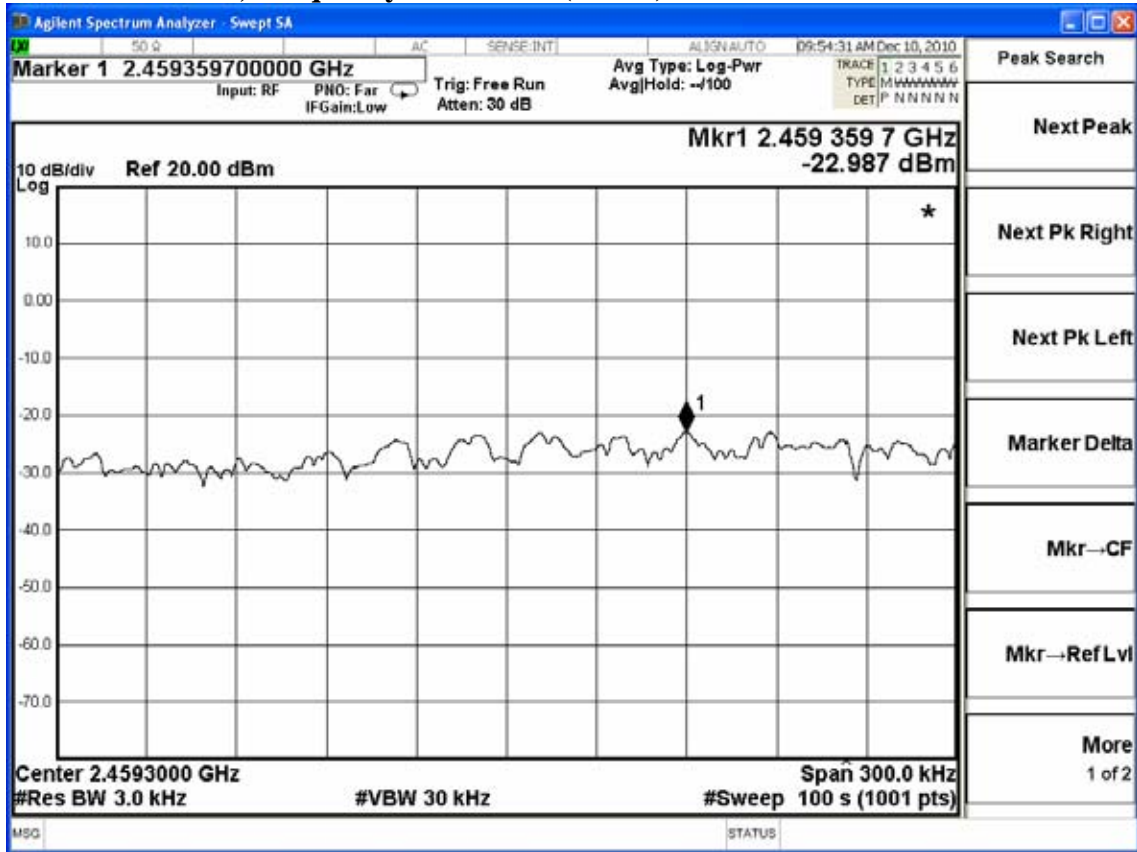
802.11n-HT20, Frequency: 2437MHz (Ant. 0)



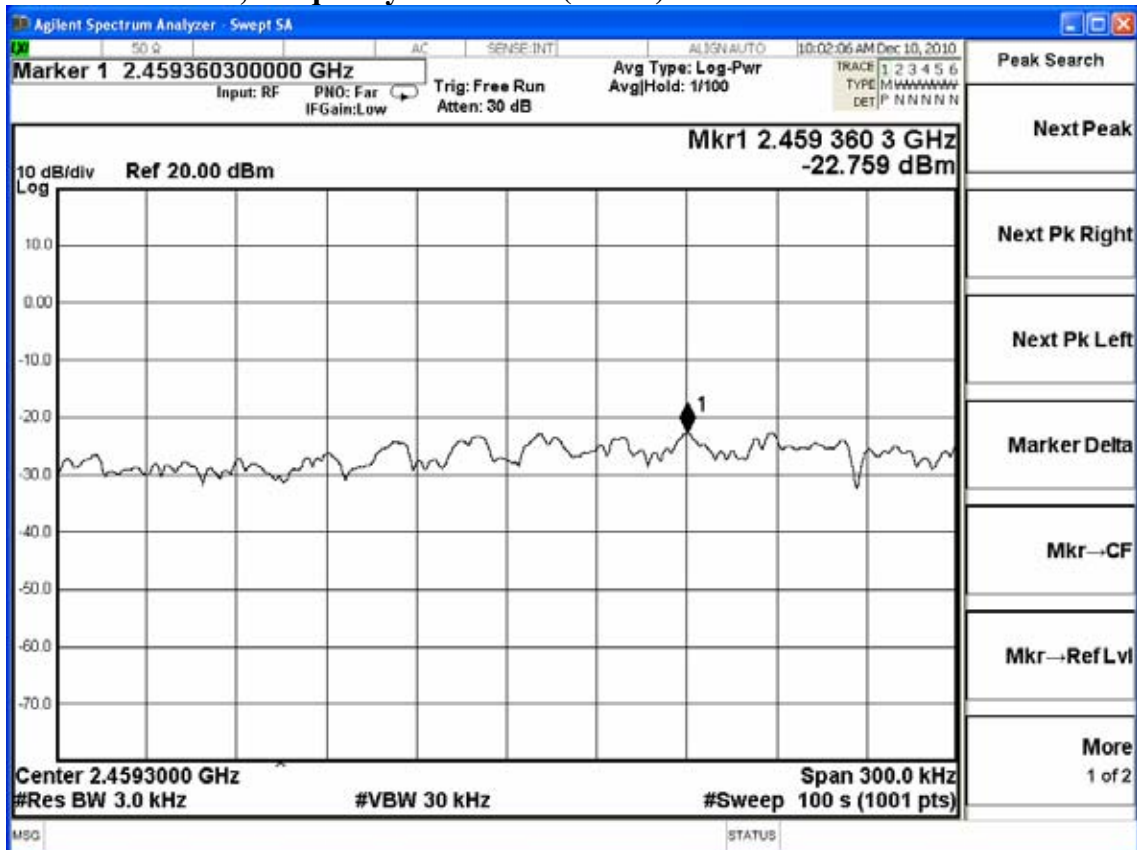
802.11n-HT20, Frequency: 2437MHz (Ant. 1)



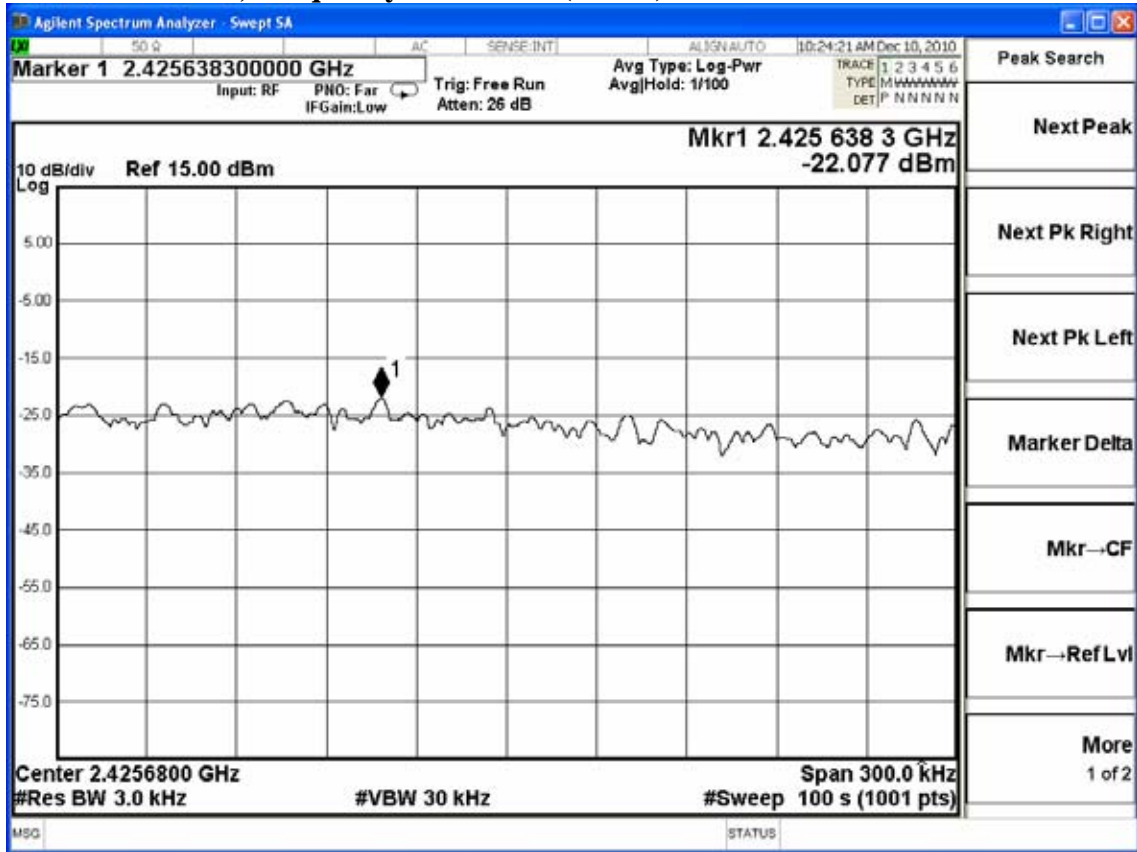
802.11n-HT20, Frequency: 2462MHz (Ant. 0)



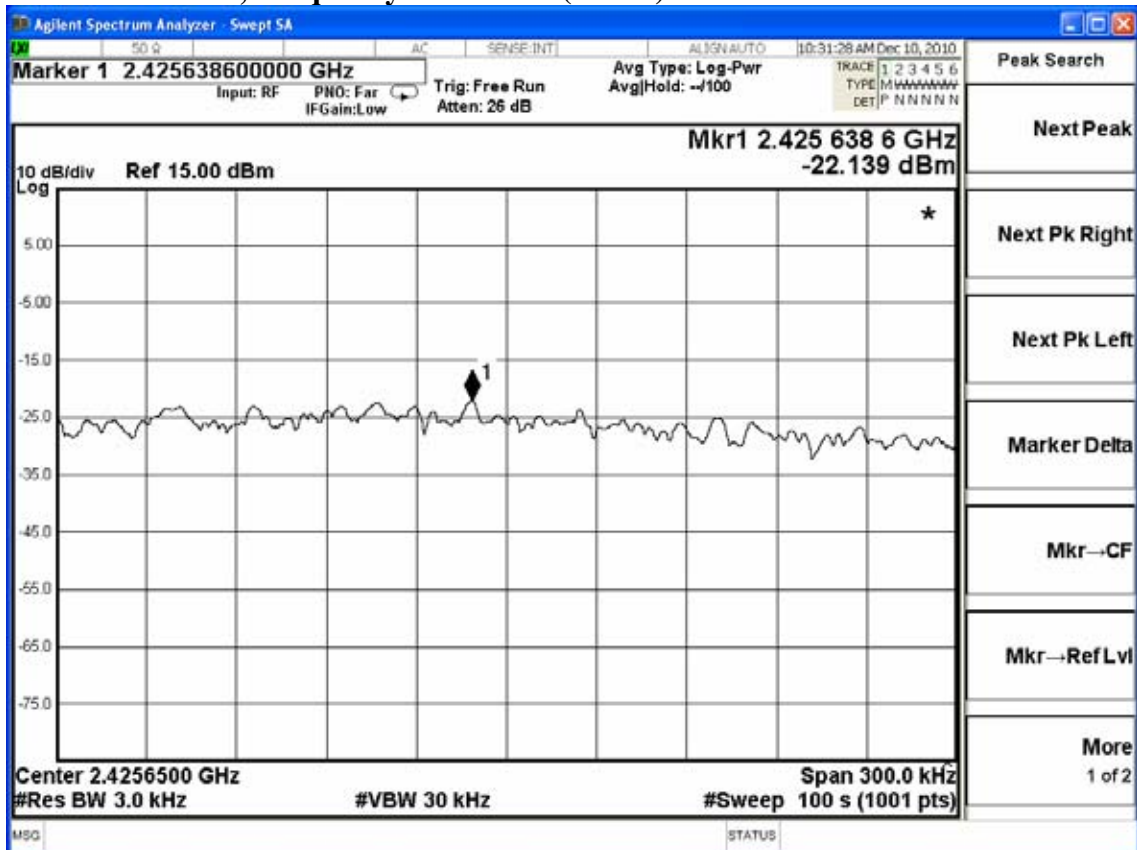
802.11n-HT20, Frequency: 2462MHz (Ant. 1)



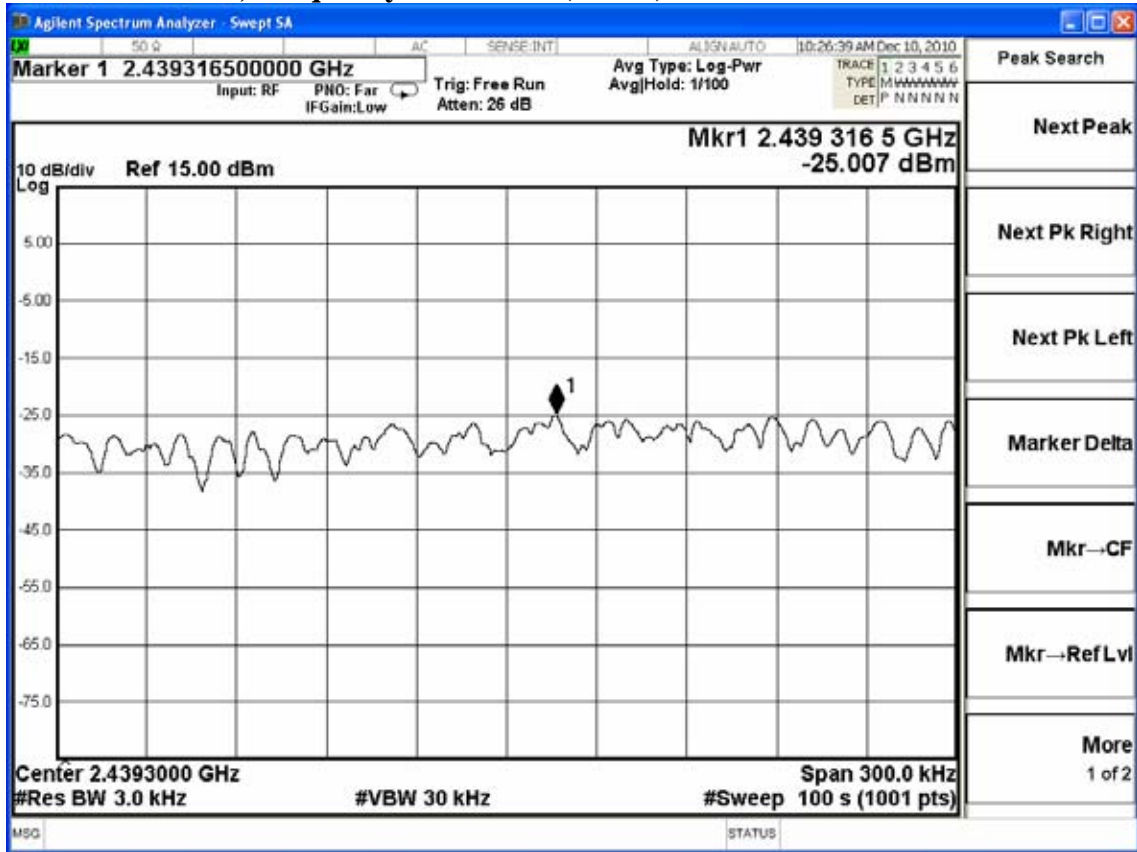
802.11n-HT40, Frequency: 2422MHz (Ant. 0)



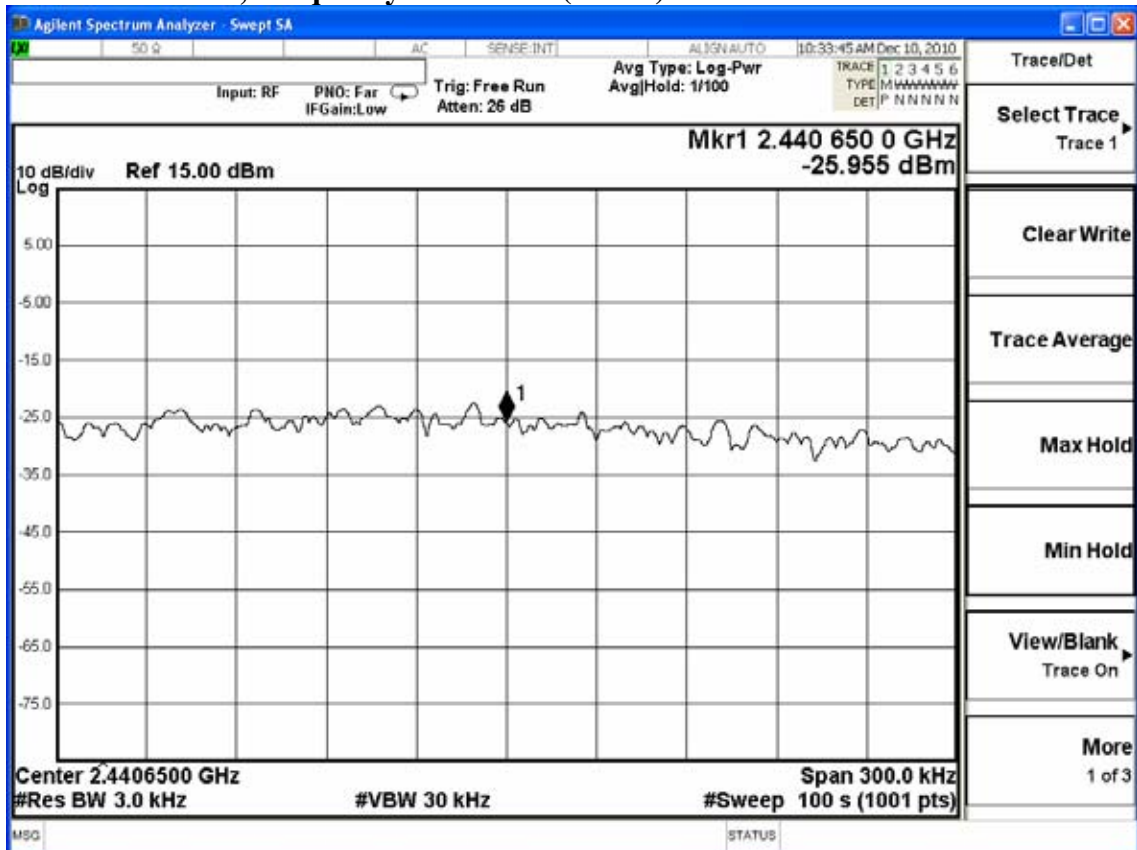
802.11n-HT40, Frequency: 2422MHz (Ant. 1)



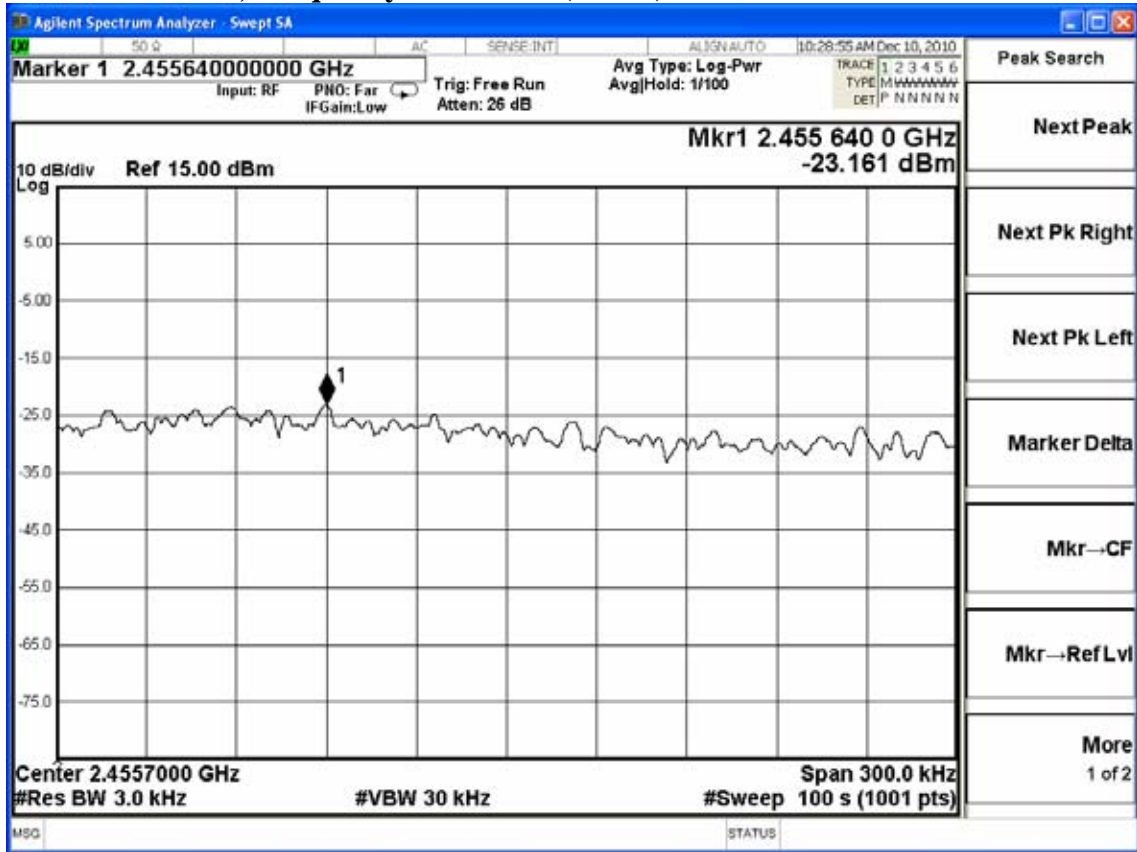
802.11n-HT40, Frequency: 2437MHz (Ant. 0)



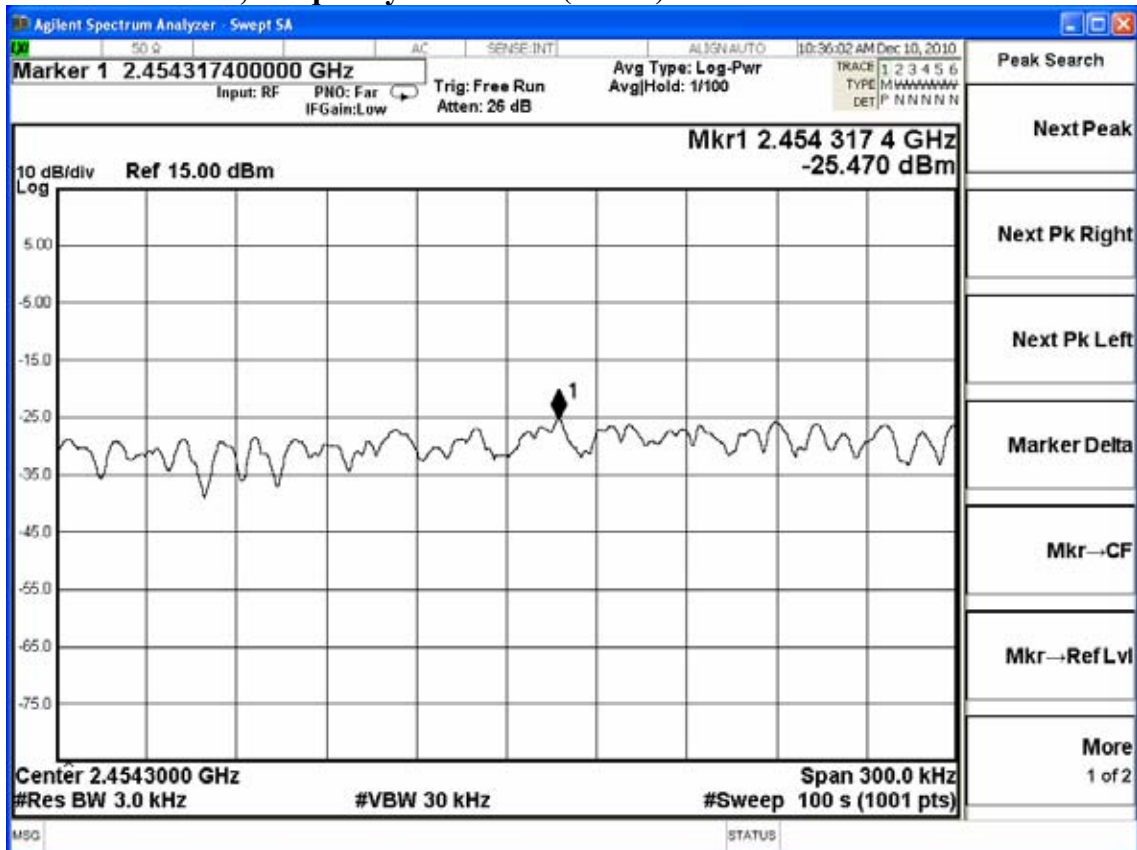
802.11n-HT40, Frequency: 2437MHz (Ant. 1)



802.11n-HT40, Frequency: 2452MHz (Ant. 0)



802.11n-HT40, Frequency: 2452MHz (Ant. 1)



9. DEVIATION TO TEST SPECIFICATIONS

【NONE】