


1. Photographs of Conducted Emissions Test Configuration

Adapter Mode


Front view



Side view



Under table view




PoE Mode


Front view



Side view



Under table view




2. Photographs of Radiated Emissions Test Configuration

For radiated emissions 30MHz~1GHz

Adapter Mode


Front view



Rear view



PoE Mode




Front view

Rear view



For radiated emissions above 1GHz
Adapter Mode

Front view



Rear view



————THE END————