


8. SETUP PHOTOS

Conducted measurement at antenna port



* The modular Transmitter is tested with a board which provides the DC power and control I/Os from the USB port of the laptop.

Radiated Emission Measurement




Figure 1 EUT Configuration for Radiated & Conducted Emission Tests












Figure 2 Radiated Emission Test Setup



Figure 3 Conducted Emission Test Setup