


Test setup photos


- Basic model (CP55)
- 9 kHz ~ 30 MHz



- 30 MHz ~ 1 GHz



- Conducted Emission




- Variant model (CP55-S)

- 9 kHz ~ 30 MHz



- 30 MHz ~ 1 GHz



- Conducted Emission

