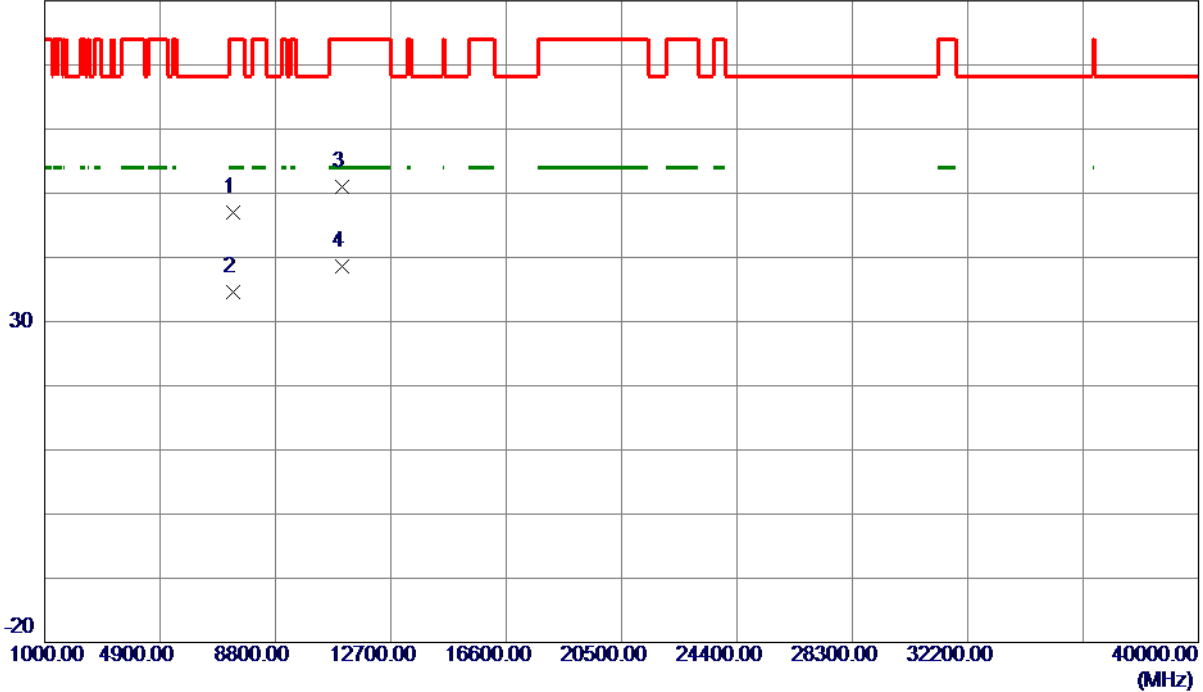


Orthogonal Axis	X
Test Mode	UNII-2C_TX AC (VHT80) Mode 5530 MHz

Vertical

80 dBuV/m



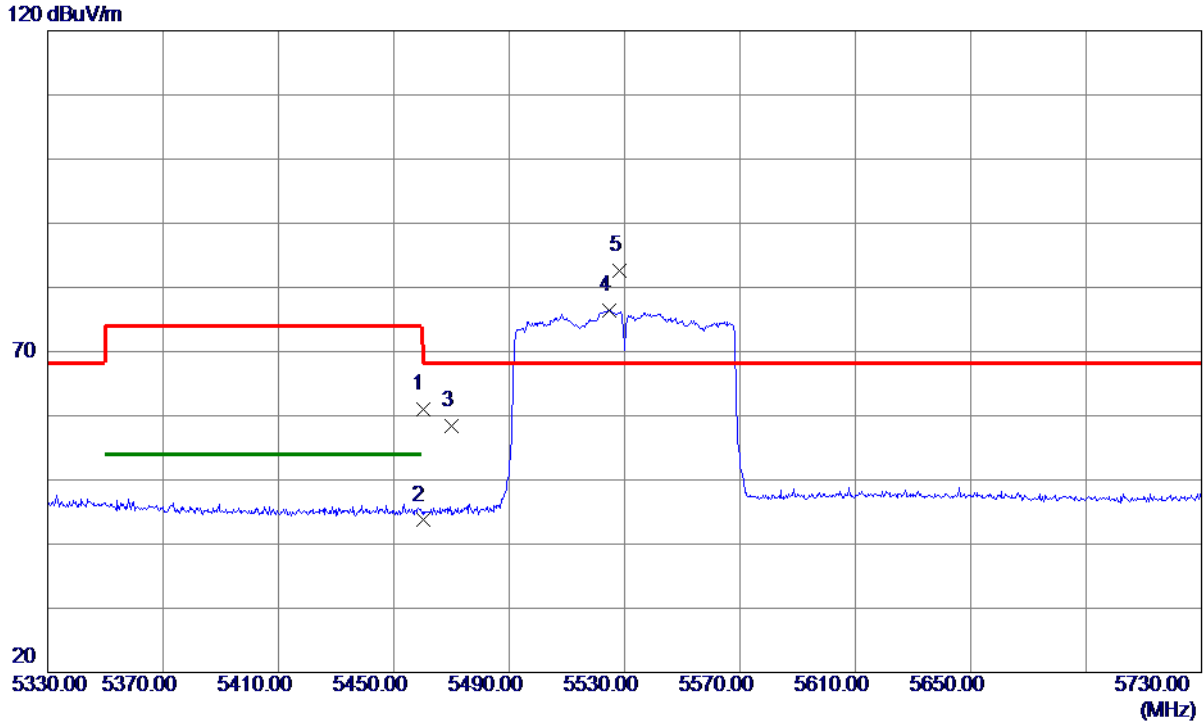
No.	Freq. MHz	Reading Level dBuV/m	Correct Factor dB	Measurement dBuV/m	Limit dBuV/m	Margin dB	Detector	Comment
1	7372.3980	49.54	-2.63	46.91	74.00	-27.09	Peak	
2	7373.2780	37.28	-2.62	34.66	54.00	-19.34	AVG	
3	11059.8050	46.63	4.33	50.96	74.00	-23.04	Peak	
4 *	11062.2000	34.26	4.33	38.59	54.00	-15.41	AVG	

REMARKS:

- (1) Measurement Value = Reading Level + Correct Factor.
- (2) Margin Level = Measurement Value - Limit Value.

Orthogonal Axis	X
Test Mode	UNII-2C_TX AC (VHT80) Mode 5530 MHz

Horizontal



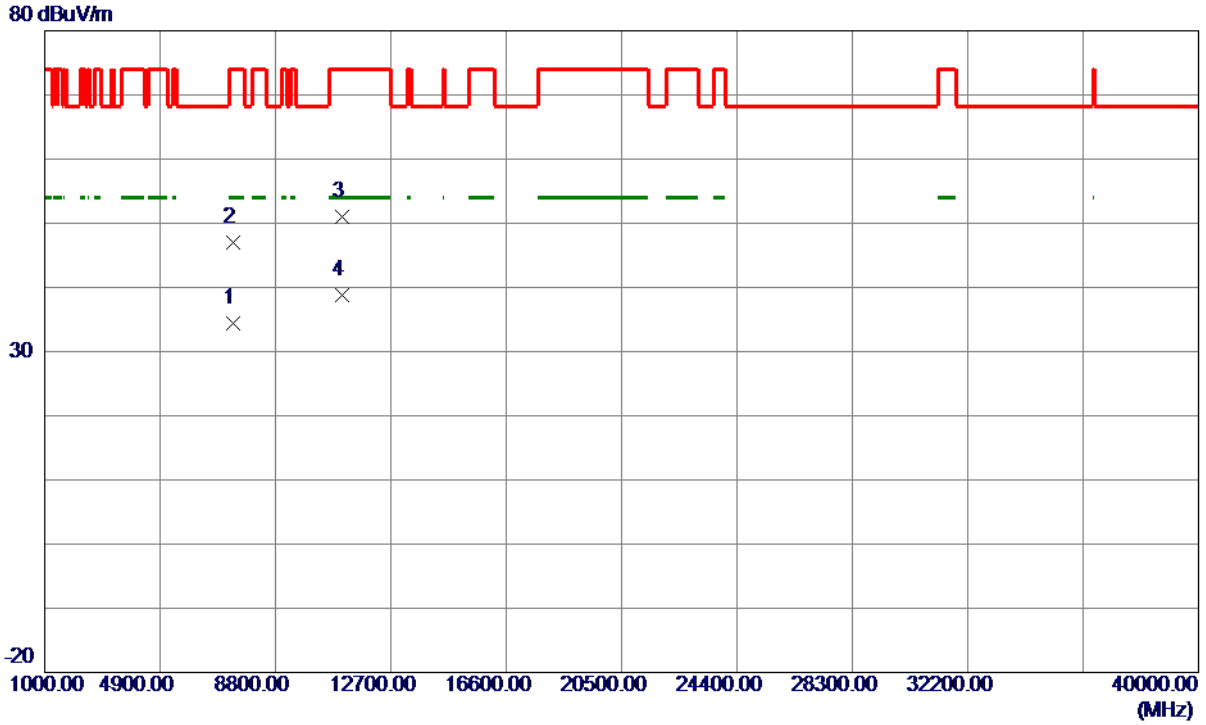
No.	Freq. MHz	Reading Level dBuV/m	Correct Factor dB	Measure ment dBuV/m	Limit dBuV/m	Margin dB	Detector	Comment
1	5460.0000	21.45	39.46	60.91	74.00	-13.09	Peak	
2	5460.0000	4.24	39.46	43.70	54.00	-10.30	AVG	
3	5470.0000	18.87	39.47	58.34	68.30	-9.96	Peak	
4	5524.8000	36.79	39.57	76.36	999.00	-922.64	AVG	NO limit
5 *	5528.4000	43.08	39.58	82.66	68.30	14.36	Peak	NO limit

REMARKS:

- (1) Measurement Value = Reading Level + Correct Factor.
- (2) Margin Level = Measurement Value - Limit Value.

Orthogonal Axis	X
Test Mode	UNII-2C_TX AC (VHT80) Mode 5530 MHz

Horizontal



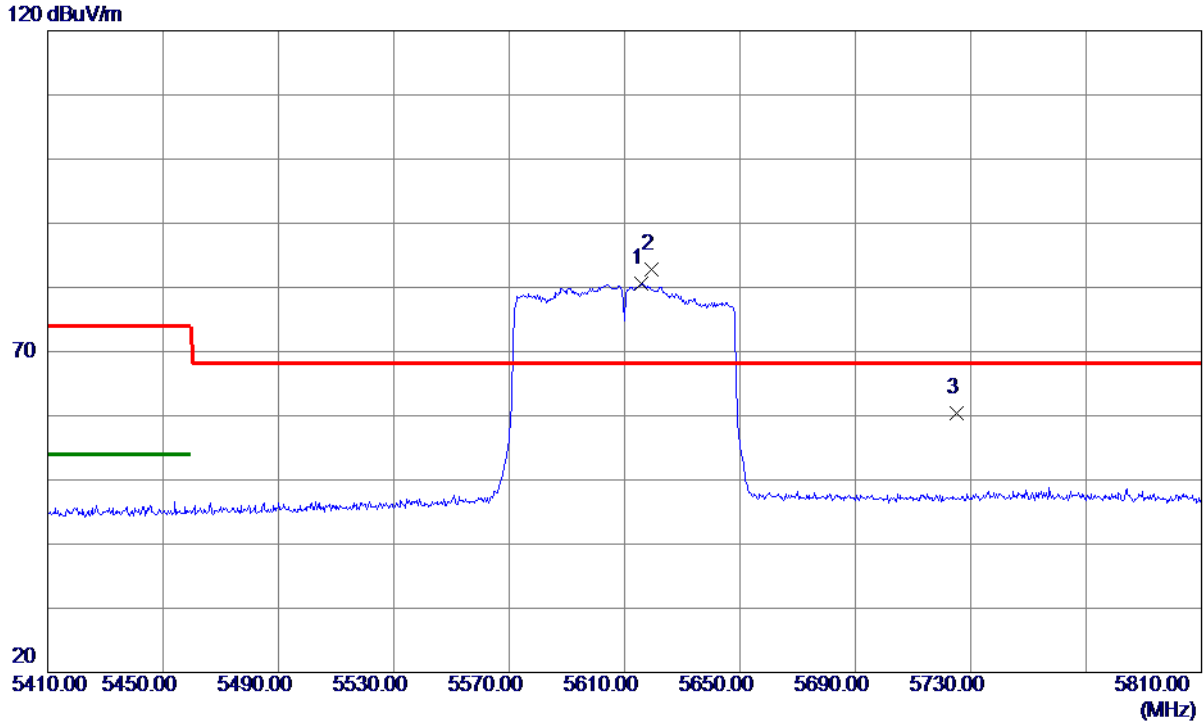
No.	Freq. MHz	Reading Level dBuV/m	Correct Factor dB	Measure ment dBuV/m	Limit dBuV/m	Margin dB	Detector	Comment
1	7370.8430	37.10	-2.63	34.47	54.00	-19.53	AVG	
2	7371.8380	49.71	-2.63	47.08	74.00	-26.92	Peak	
3	11061.4450	46.76	4.33	51.09	74.00	-22.91	Peak	
4 *	11062.1750	34.52	4.33	38.85	54.00	-15.15	AVG	

REMARKS:

- (1) Measurement Value = Reading Level + Correct Factor.
- (2) Margin Level = Measurement Value - Limit Value.

Orthogonal Axis	X
Test Mode	UNII-2C_TX AC (VHT80) Mode 5610 MHz

Vertical



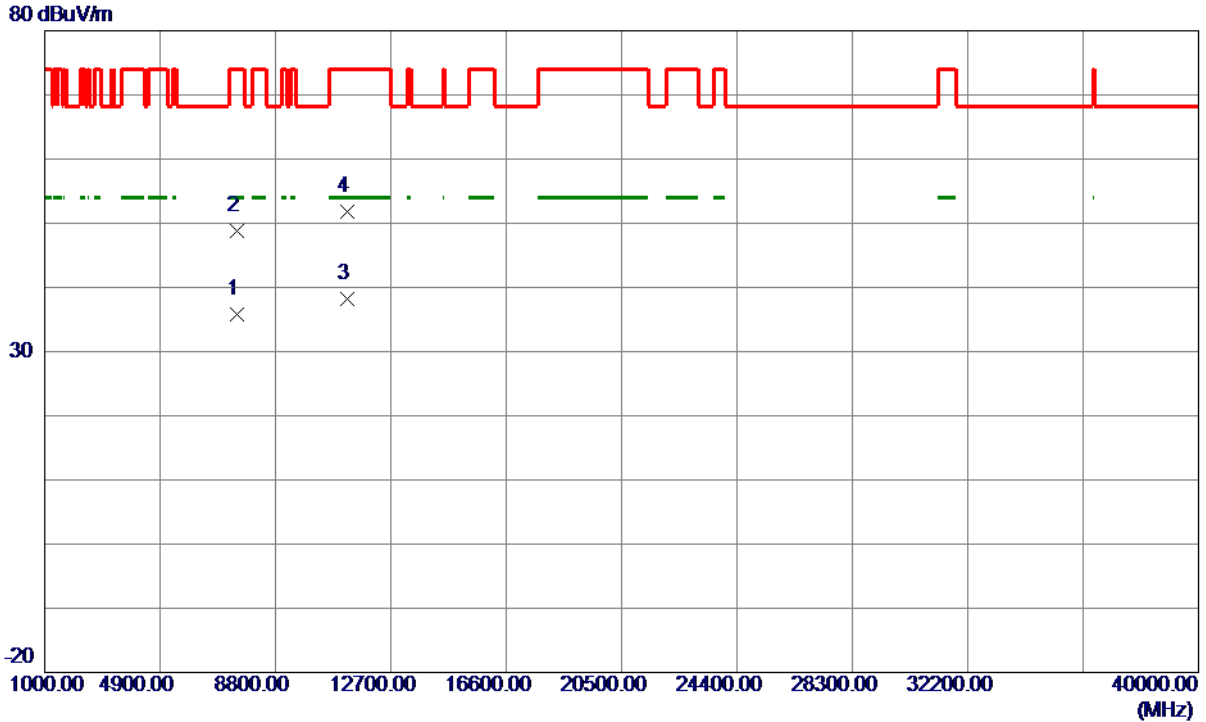
No.	Freq. MHz	Reading Level dBuV/m	Correct Factor dB	Measure ment dBuV/m	Limit dBuV/m	Margin dB	Detector	Comment
1	5615.8000	40.84	39.79	80.63	999.00	-918.37	AVG	NO limit
2 *	5619.2000	42.93	39.79	82.72	68.30	14.42	Peak	NO limit
3	5725.0000	20.26	40.05	60.31	68.30	-7.99	Peak	

REMARKS:

- (1) Measurement Value = Reading Level + Correct Factor.
- (2) Margin Level = Measurement Value - Limit Value.

Orthogonal Axis	X
Test Mode	UNII-2C_TX AC (VHT80) Mode 5610 MHz

Vertical



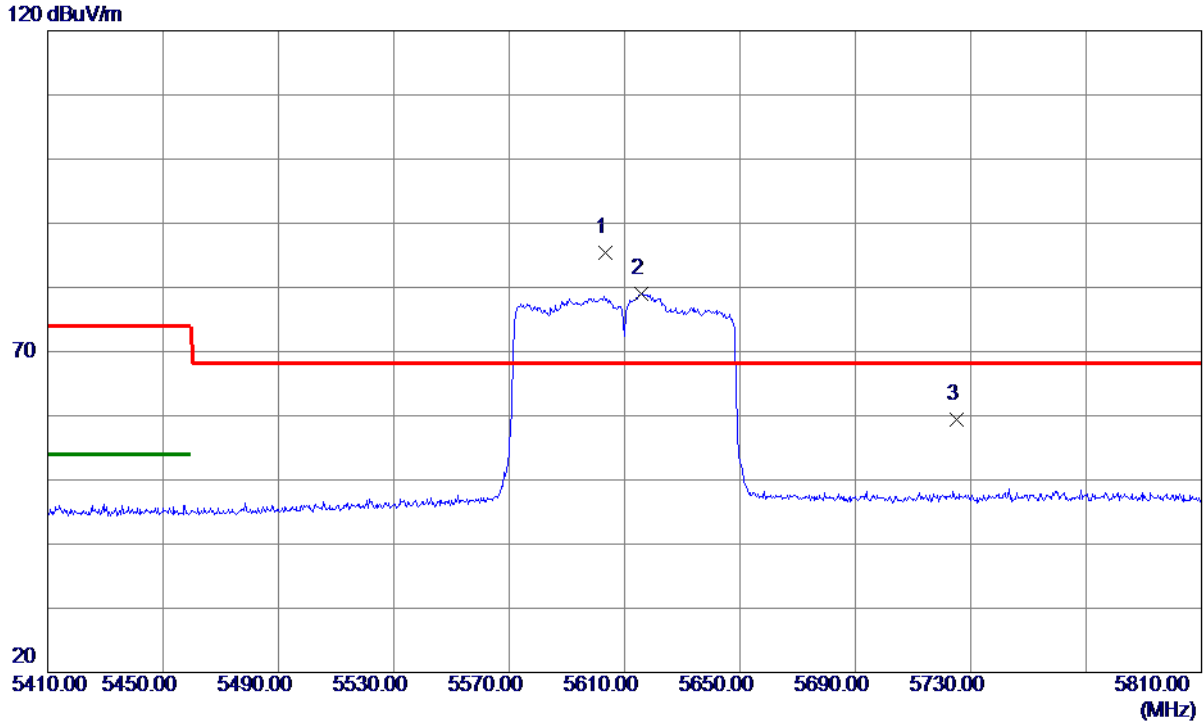
No.	Freq. MHz	Reading Level dBuV/m	Correct Factor dB	Measure ment dBuV/m	Limit dBuV/m	Margin dB	Detector	Comment
1	7480.1000	38.20	-2.43	35.77	54.00	-18.23	AVG	
2	7482.1500	51.22	-2.43	48.79	74.00	-25.21	Peak	
3 *	11218.2550	34.12	4.15	38.27	54.00	-15.73	AVG	
4	11219.9750	47.67	4.15	51.82	74.00	-22.18	Peak	

REMARKS:

- (1) Measurement Value = Reading Level + Correct Factor.
- (2) Margin Level = Measurement Value - Limit Value.

Orthogonal Axis	X
Test Mode	UNII-2C_TX AC (VHT80) Mode 5610 MHz

Horizontal



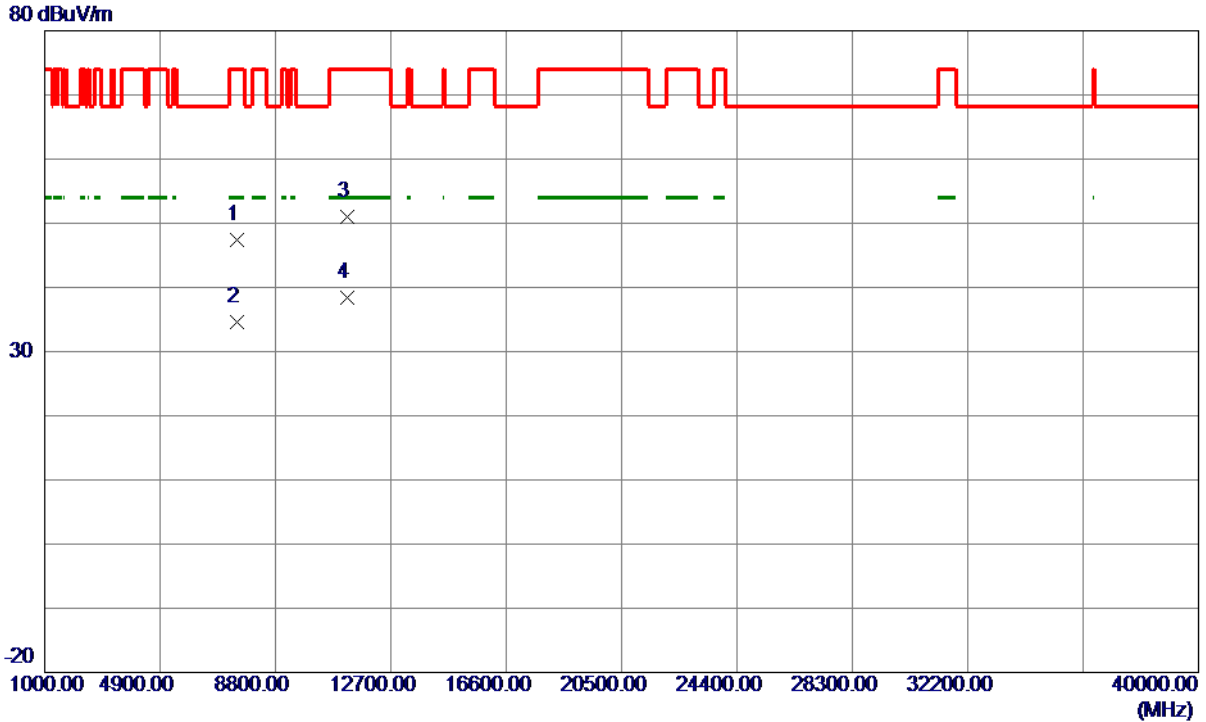
No.	Freq. MHz	Reading Level dBuV/m	Correct Factor dB	Measure ment dBuV/m	Limit dBuV/m	Margin dB	Detector	Comment
1 *	5603.4000	45.71	39.76	85.47	68.30	17.17	Peak	NO limit
2	5615.8000	39.25	39.79	79.04	999.00	-919.96	AVG	NO limit
3	5725.0000	19.37	40.05	59.42	68.30	-8.88	Peak	

REMARKS:

- (1) Measurement Value = Reading Level + Correct Factor.
- (2) Margin Level = Measurement Value - Limit Value.

Orthogonal Axis	X
Test Mode	UNII-2C_TX AC (VHT80) Mode 5610 MHz

Horizontal



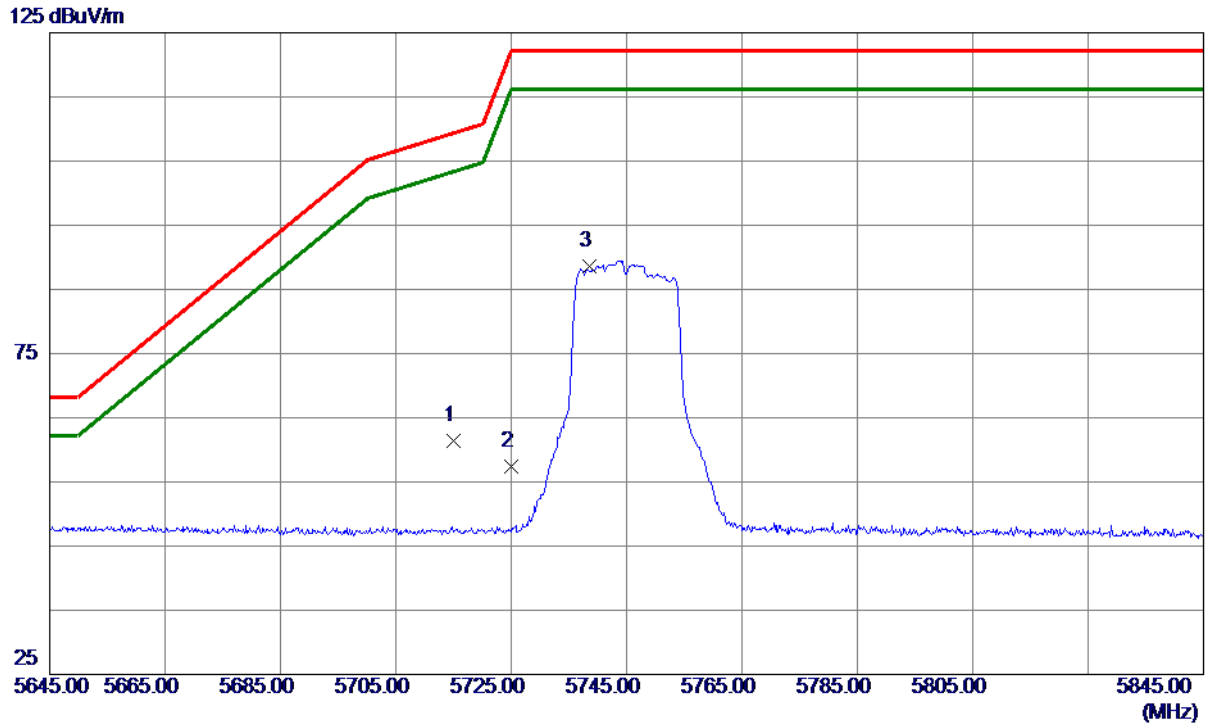
No.	Freq. MHz	Reading Level dBuV/m	Correct Factor dB	Measure ment dBuV/m	Limit dBuV/m	Margin dB	Detector	Comment
1	7479.9650	49.87	-2.43	47.44	74.00	-26.56	Peak	
2	7480.0800	36.99	-2.43	34.56	54.00	-19.44	AVG	
3	11218.5550	46.78	4.15	50.93	74.00	-23.07	Peak	
4 *	11221.3500	34.31	4.15	38.46	54.00	-15.54	AVG	

REMARKS:

- (1) Measurement Value = Reading Level + Correct Factor.
- (2) Margin Level = Measurement Value - Limit Value.

Orthogonal Axis	X
Test Mode	UNII-3_TX AC (VHT20) Mode 5745 MHz

Vertical



No.	Freq. MHz	Reading Level dBuV/m	Correct Factor dB	Measure ment dBuV/m	Limit dBuV/m	Margin dB	Detector	Comment
1	5715.0000	21.35	40.02	61.37	109.40	-48.03	Peak	
2	5725.0000	17.44	40.05	57.49	122.20	-64.71	Peak	
3 *	5738.5000	48.48	40.08	88.56	122.20	-33.64	Peak	

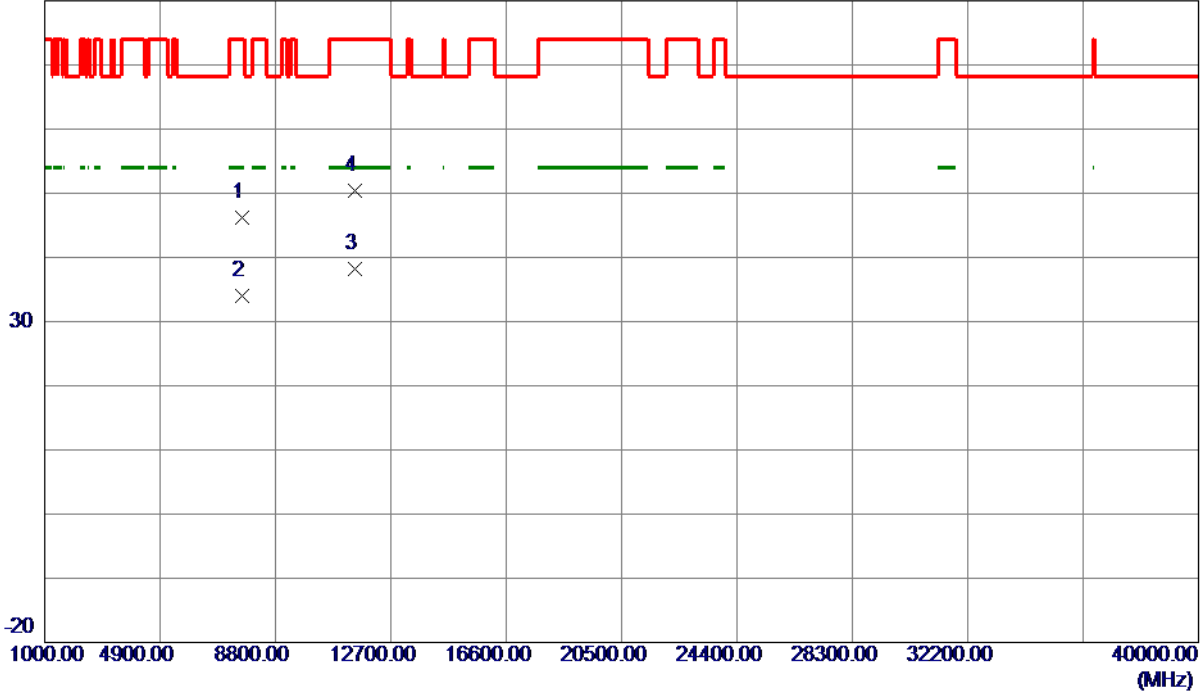
REMARKS:

- (1) Measurement Value = Reading Level + Correct Factor.
- (2) Margin Level = Measurement Value - Limit Value.

Orthogonal Axis	X
Test Mode	UNII-3_TX AC (VHT20) Mode 5745 MHz

Vertical

80 dBuV/m



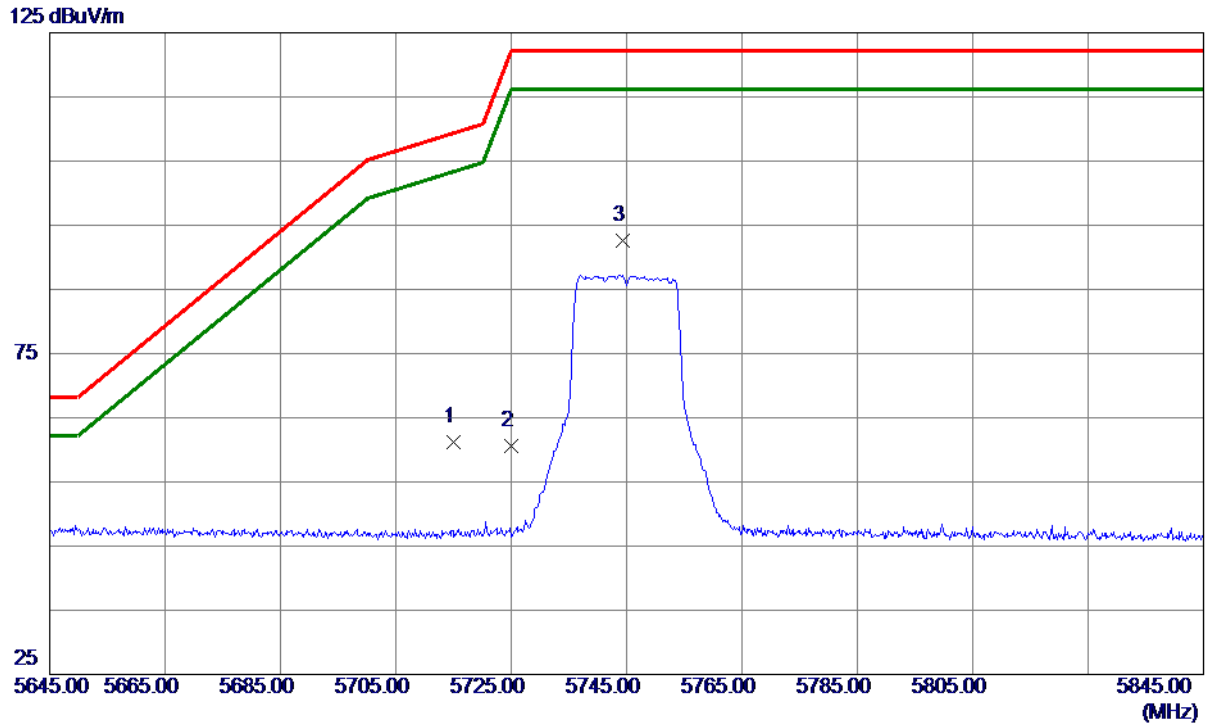
No.	Freq. MHz	Reading Level dBuV/m	Correct Factor dB	Measure ment dBuV/m	Limit dBuV/m	Margin dB	Detector	Comment
1	7658.3400	48.32	-2.20	46.12	74.00	-27.88	Peak	
2	7659.9600	36.11	-2.20	33.91	54.00	-20.09	AVG	
3 *	11487.6800	34.29	3.84	38.13	54.00	-15.87	AVG	
4	11492.1849	46.63	3.84	50.47	74.00	-23.53	Peak	

REMARKS:

- (1) Measurement Value = Reading Level + Correct Factor.
- (2) Margin Level = Measurement Value - Limit Value.

Orthogonal Axis	X
Test Mode	UNII-3_TX AC (VHT20) Mode 5745 MHz

Horizontal



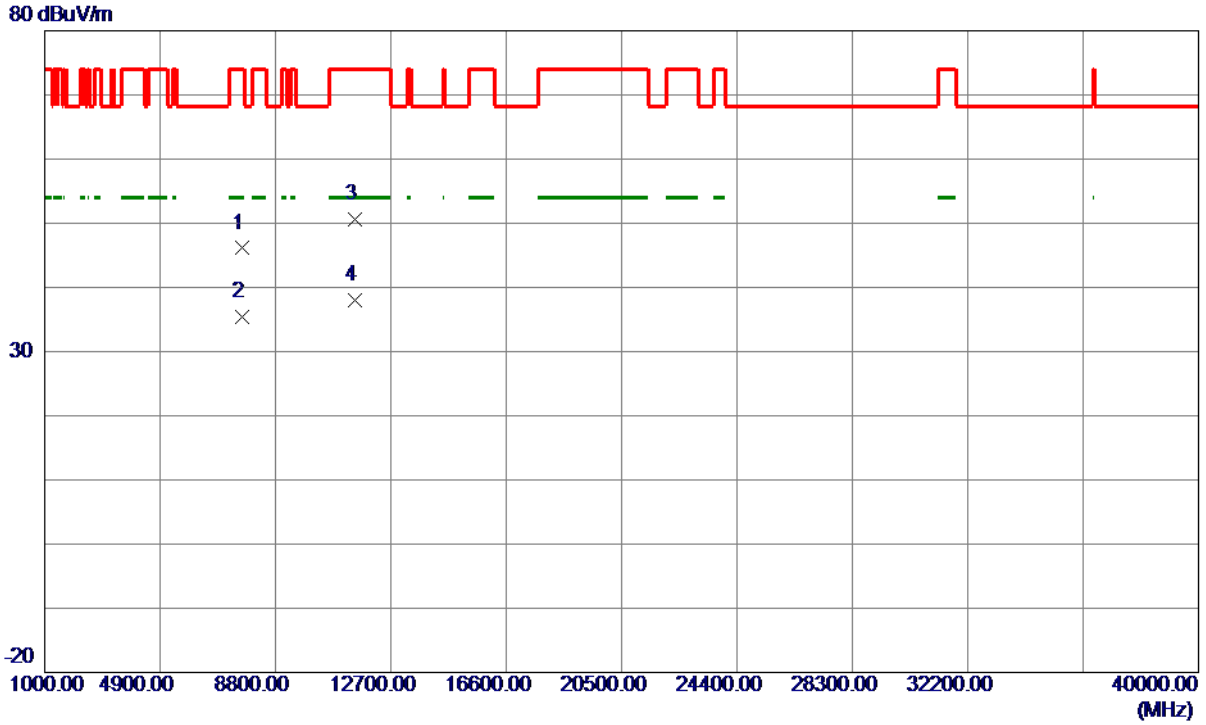
No.	Freq. MHz	Reading Level dBuV/m	Correct Factor dB	Measure ment dBuV/m	Limit dBuV/m	Margin dB	Detector	Comment
1	5715.0000	21.22	40.02	61.24	109.40	-48.16	Peak	
2	5725.0000	20.64	40.05	60.69	122.20	-61.51	Peak	
3 *	5744.4000	52.58	40.09	92.67	122.20	-29.53	Peak	

REMARKS:

- (1) Measurement Value = Reading Level + Correct Factor.
- (2) Margin Level = Measurement Value - Limit Value.

Orthogonal Axis	X
Test Mode	UNII-3_TX AC (VHT20) Mode 5745 MHz

Horizontal



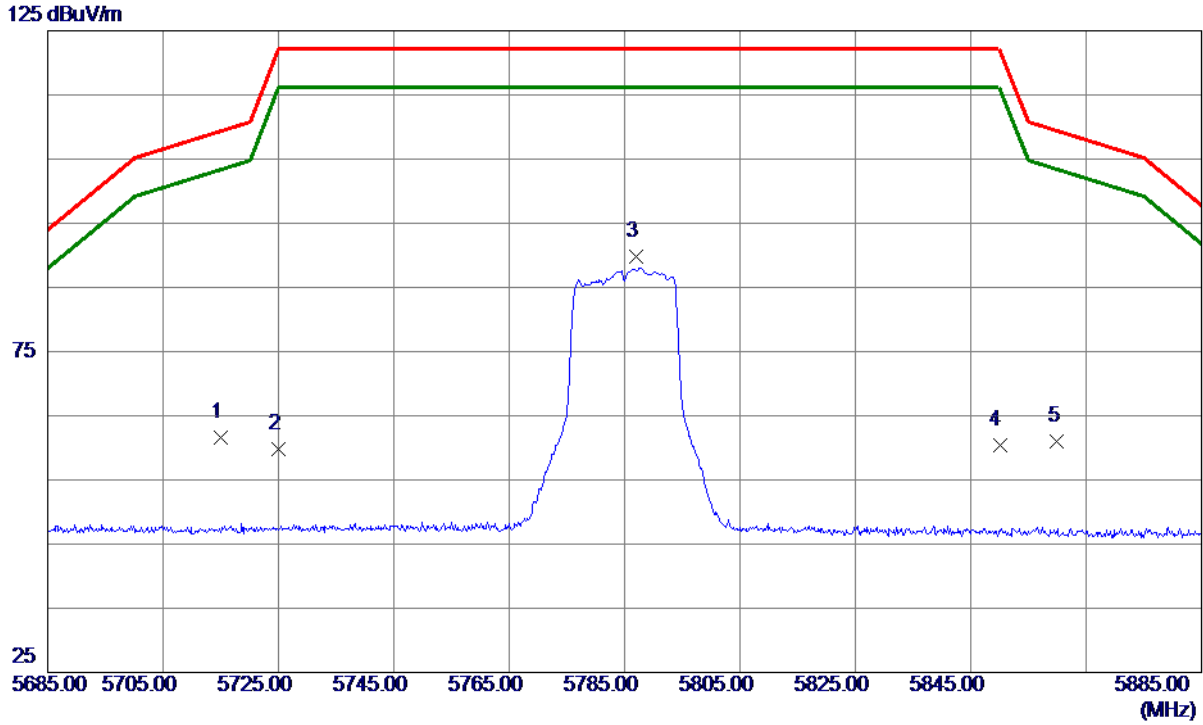
No.	Freq. MHz	Reading Level dBuV/m	Correct Factor dB	Measure ment dBuV/m	Limit dBuV/m	Margin dB	Detector	Comment
1	7657.4900	48.30	-2.20	46.10	74.00	-27.90	Peak	
2	7660.0300	37.66	-2.20	35.46	54.00	-18.54	AVG	
3	11488.8949	46.80	3.84	50.64	74.00	-23.36	Peak	
4 *	11490.1700	34.12	3.84	37.96	54.00	-16.04	AVG	

REMARKS:

- (1) Measurement Value = Reading Level + Correct Factor.
- (2) Margin Level = Measurement Value - Limit Value.

Orthogonal Axis	X
Test Mode	UNII-3_TX AC (VHT20) Mode 5785 MHz

Vertical



No.	Freq. MHz	Reading Level dBuV/m	Correct Factor dB	Measure ment dBuV/m	Limit dBuV/m	Margin dB	Detector	Comment
1	5715.0000	21.56	40.02	61.58	109.40	-47.82	Peak	
2	5725.0000	19.84	40.05	59.89	122.20	-62.31	Peak	
3 *	5787.1000	49.52	40.19	89.71	122.20	-32.49	Peak	
4	5850.0000	19.97	40.34	60.31	122.20	-61.89	Peak	
5	5860.0000	20.72	40.37	61.09	109.40	-48.31	Peak	

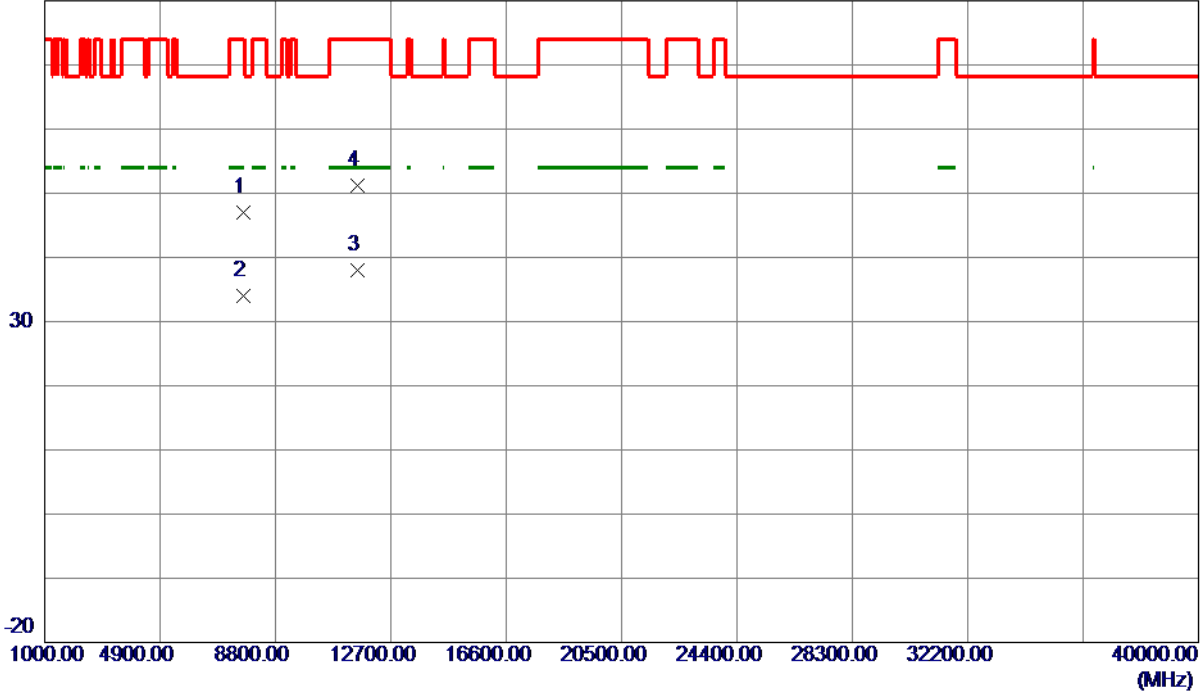
REMARKS:

- (1) Measurement Value = Reading Level + Correct Factor.
- (2) Margin Level = Measurement Value - Limit Value.

Orthogonal Axis	X
Test Mode	UNII-3_TX AC (VHT20) Mode 5785 MHz

Vertical

80 dBuV/m



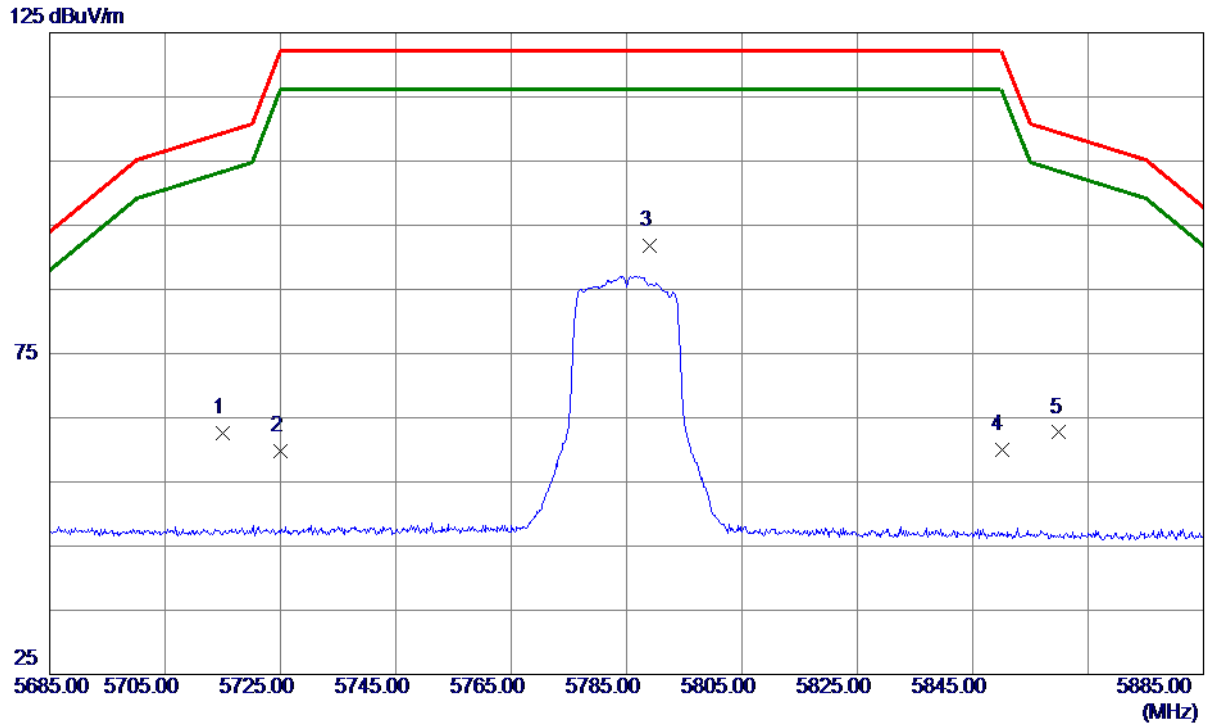
No.	Freq. MHz	Reading Level dBuV/m	Correct Factor dB	Measure ment dBuV/m	Limit dBuV/m	Margin dB	Detector	Comment
1	7710.5380	49.15	-2.13	47.02	74.00	-26.98	Peak	
2	7713.3680	36.11	-2.13	33.98	54.00	-20.02	AVG	
3 *	11568.9400	34.28	3.79	38.07	54.00	-15.93	AVG	
4	11571.4150	47.40	3.79	51.19	74.00	-22.81	Peak	

REMARKS:

- (1) Measurement Value = Reading Level + Correct Factor.
- (2) Margin Level = Measurement Value - Limit Value.

Orthogonal Axis	X
Test Mode	UNII-3_TX AC (VHT20) Mode 5785 MHz

Horizontal



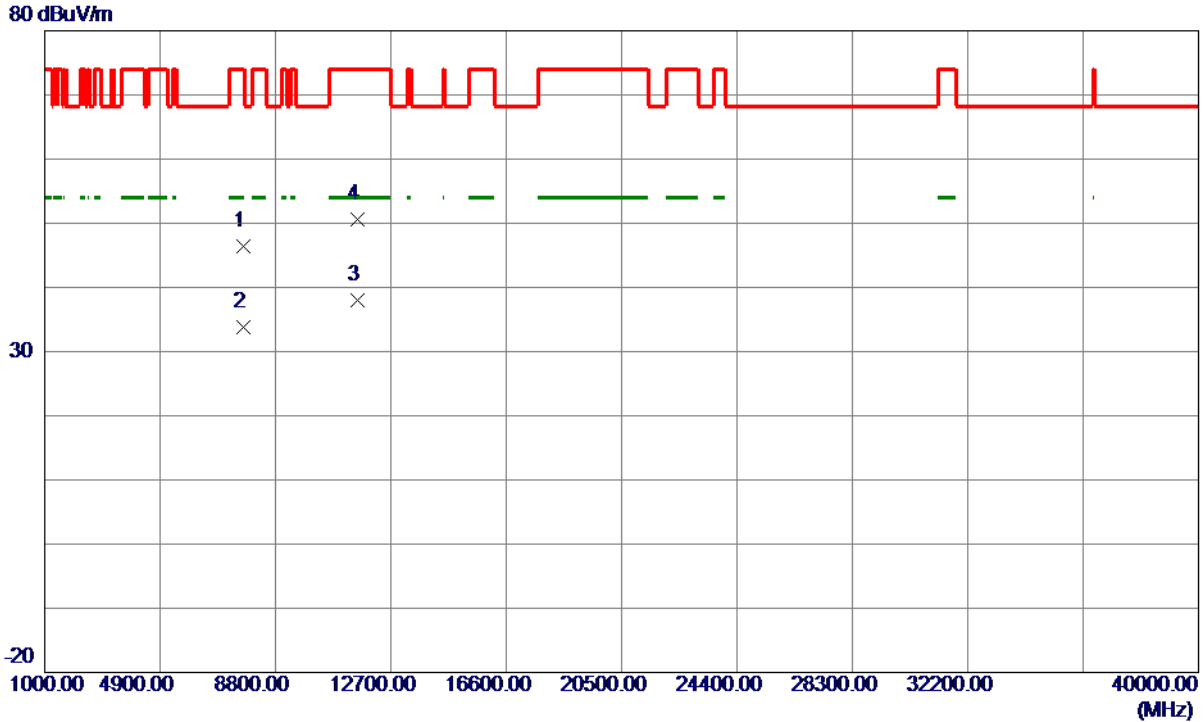
No.	Freq. MHz	Reading Level dBuV/m	Correct Factor dB	Measure ment dBuV/m	Limit dBuV/m	Margin dB	Detector	Comment
1	5715.0000	22.53	40.02	62.55	109.40	-46.85	Peak	
2	5725.0000	19.82	40.05	59.87	122.20	-62.33	Peak	
3 *	5788.9000	51.69	40.20	91.89	122.20	-30.31	Peak	
4	5850.0000	19.70	40.34	60.04	122.20	-62.16	Peak	
5	5860.0000	22.33	40.37	62.70	109.40	-46.70	Peak	

REMARKS:

- (1) Measurement Value = Reading Level + Correct Factor.
- (2) Margin Level = Measurement Value - Limit Value.

Orthogonal Axis	X
Test Mode	UNII-3_TX AC (VHT20) Mode 5785 MHz

Horizontal



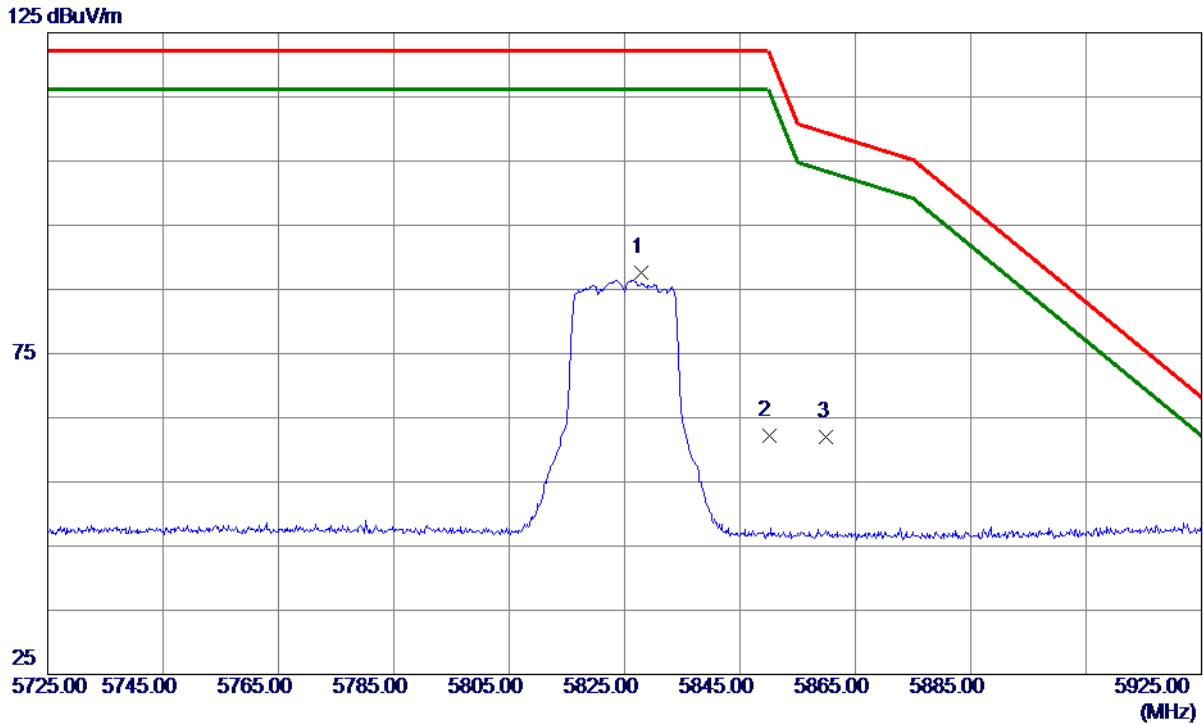
No.	Freq. MHz	Reading Level dBuV/m	Correct Factor dB	Measure ment dBuV/m	Limit dBuV/m	Margin dB	Detector	Comment
1	7711.0280	48.61	-2.13	46.48	74.00	-27.52	Peak	
2	7711.1030	35.94	-2.13	33.81	54.00	-20.19	AVG	
3 *	11568.3750	34.30	3.79	38.09	54.00	-15.91	AVG	
4	11568.7200	46.80	3.79	50.59	74.00	-23.41	Peak	

REMARKS:

- (1) Measurement Value = Reading Level + Correct Factor.
- (2) Margin Level = Measurement Value - Limit Value.

Orthogonal Axis	X
Test Mode	UNII-3_TX AC (VHT20) Mode 5825 MHz

Vertical



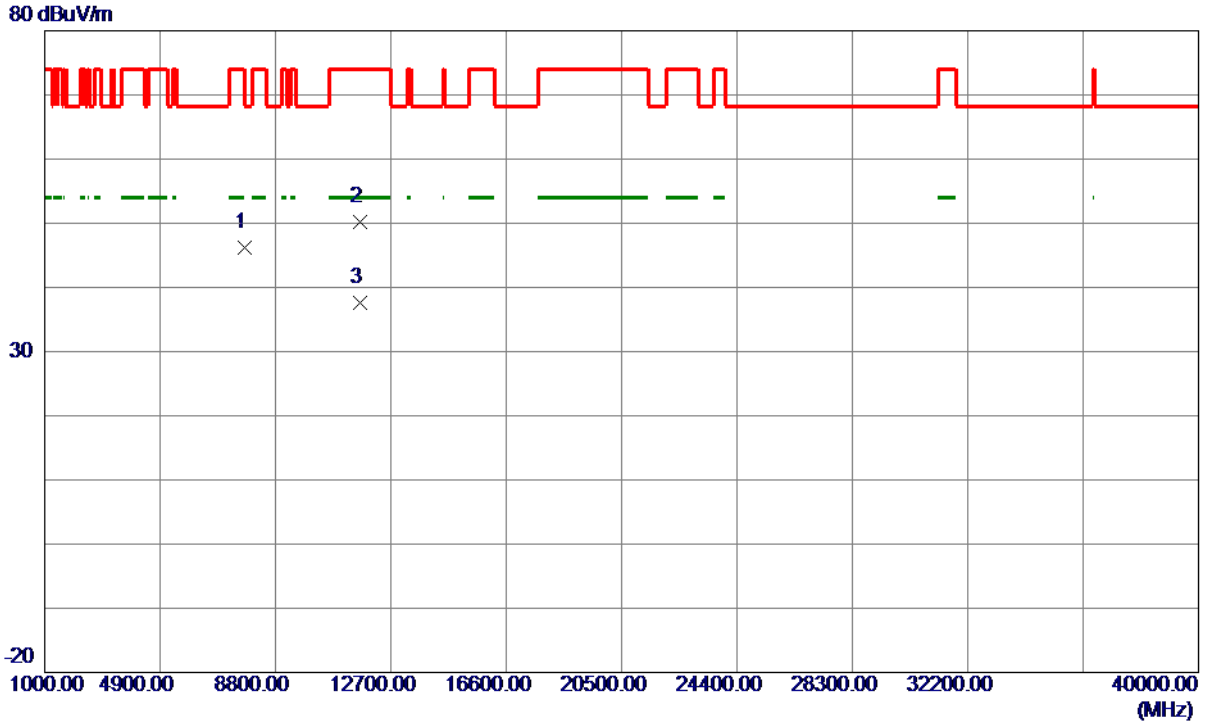
No.	Freq. MHz	Reading Level dBuV/m	Correct Factor dB	Measure ment dBuV/m	Limit dBuV/m	Margin dB	Detector	Comment
1 *	5827.9000	47.40	40.29	87.69	122.20	-34.51	Peak	
2	5850.0000	21.78	40.34	62.12	122.20	-60.08	Peak	
3	5860.0000	21.60	40.37	61.97	109.40	-47.43	Peak	

REMARKS:

- (1) Measurement Value = Reading Level + Correct Factor.
- (2) Margin Level = Measurement Value - Limit Value.

Orthogonal Axis	X
Test Mode	UNII-3_TX AC (VHT20) Mode 5825 MHz

Vertical



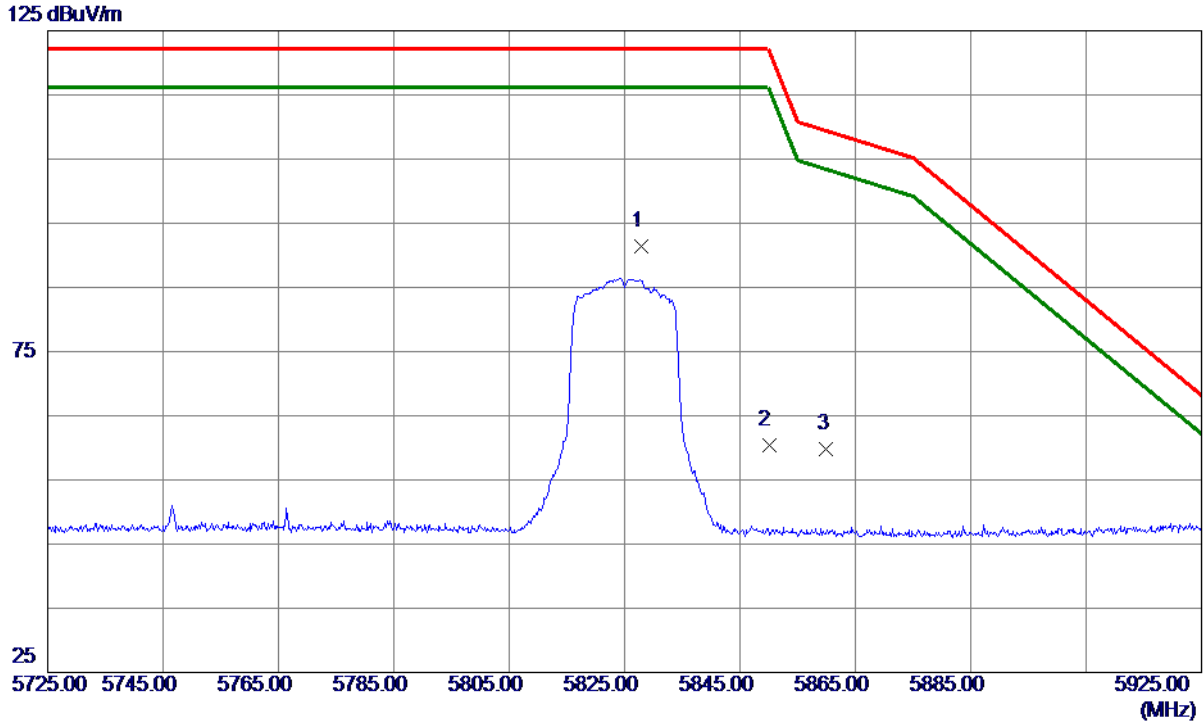
No.	Freq. MHz	Reading Level dBuV/m	Correct Factor dB	Measure ment dBuV/m	Limit dBuV/m	Margin dB	Detector	Comment
1	7767.2670	48.24	-2.06	46.18	68.30	-22.12	Peak	
2	11647.7450	46.48	3.74	50.22	74.00	-23.78	Peak	
3 *	11651.8750	33.85	3.74	37.59	54.00	-16.41	AVG	

REMARKS:

- (1) Measurement Value = Reading Level + Correct Factor.
- (2) Margin Level = Measurement Value - Limit Value.

Orthogonal Axis	X
Test Mode	UNII-3_TX AC (VHT20) Mode 5825 MHz

Horizontal



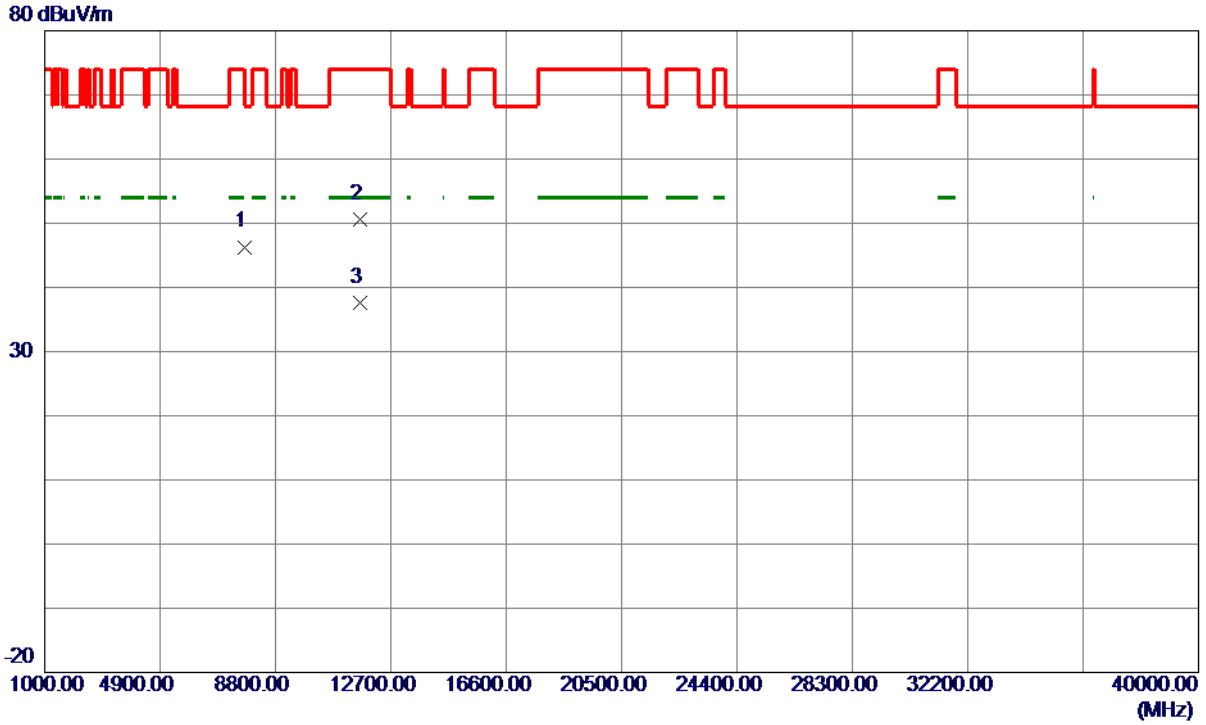
No.	Freq. MHz	Reading Level dBuV/m	Correct Factor dB	Measure ment dBuV/m	Limit dBuV/m	Margin dB	Detector	Comment
1 *	5827.8000	51.09	40.29	91.38	122.20	-30.82	Peak	
2	5850.0000	20.01	40.34	60.35	122.20	-61.85	Peak	
3	5860.0000	19.51	40.37	59.88	109.40	-49.52	Peak	

REMARKS:

- (1) Measurement Value = Reading Level + Correct Factor.
- (2) Margin Level = Measurement Value - Limit Value.

Orthogonal Axis	X
Test Mode	UNII-3_TX AC (VHT20) Mode 5825 MHz

Horizontal



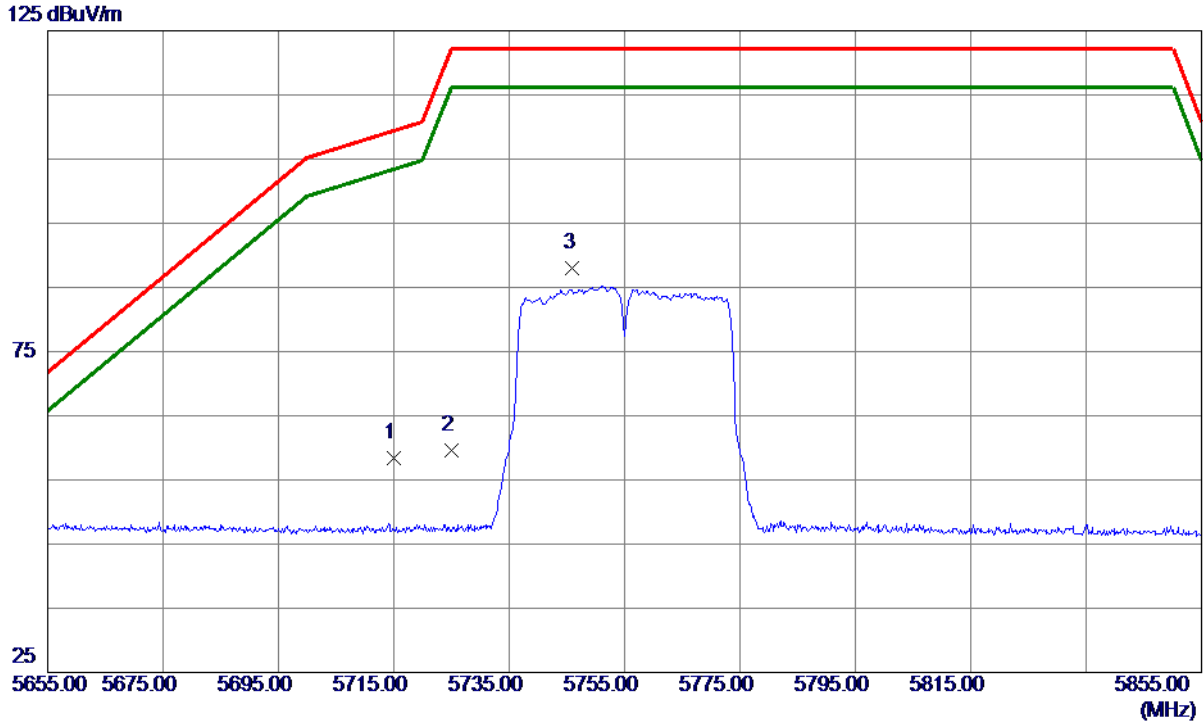
No.	Freq. MHz	Reading Level dBuV/m	Correct Factor dB	Measure ment dBuV/m	Limit dBuV/m	Margin dB	Detector	Comment
1	7764.4770	48.37	-2.07	46.30	68.30	-22.00	Peak	
2	11648.6600	46.79	3.74	50.53	74.00	-23.47	Peak	
3 *	11651.9250	33.87	3.74	37.61	54.00	-16.39	AVG	

REMARKS:

- (1) Measurement Value = Reading Level + Correct Factor.
- (2) Margin Level = Measurement Value - Limit Value.

Orthogonal Axis	X
Test Mode	UNII-3_TX AC (VHT40) Mode 5755 MHz

Vertical



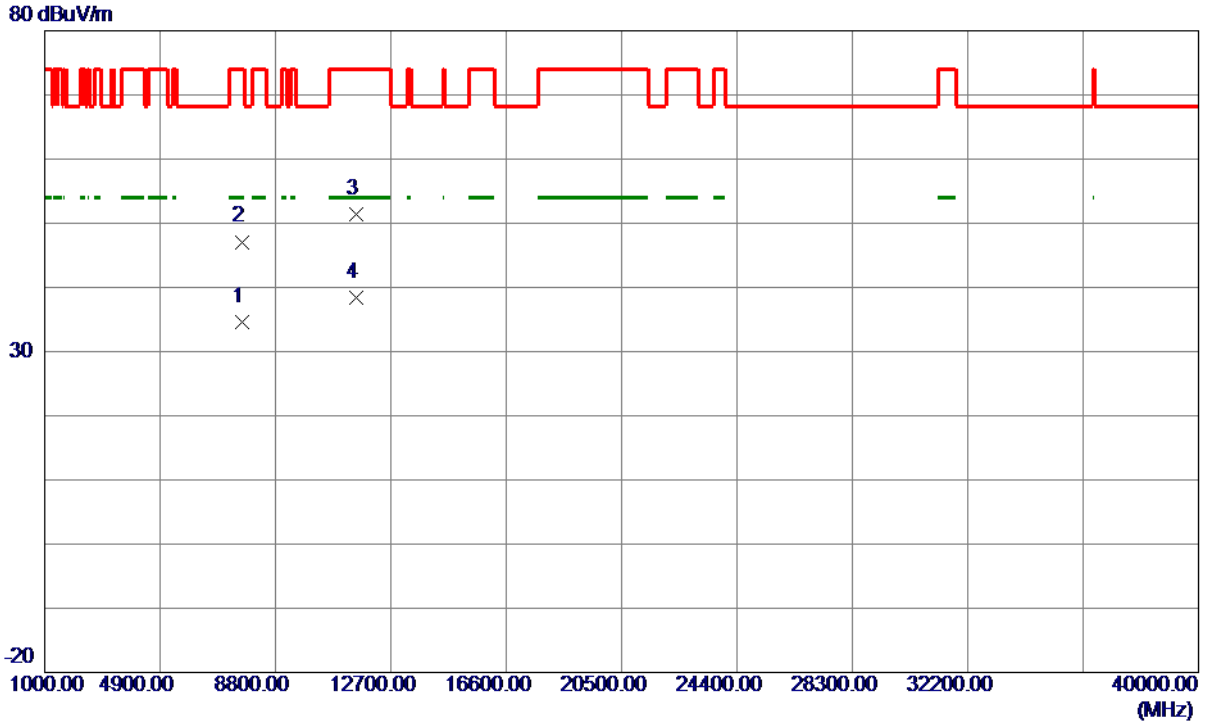
No.	Freq. MHz	Reading Level dBuV/m	Correct Factor dB	Measure ment dBuV/m	Limit dBuV/m	Margin dB	Detector	Comment
1	5715.0000	18.36	40.02	58.38	109.40	-51.02	Peak	
2	5725.0000	19.60	40.05	59.65	122.20	-62.55	Peak	
3 *	5746.0000	47.89	40.10	87.99	122.20	-34.21	Peak	

REMARKS:

- (1) Measurement Value = Reading Level + Correct Factor.
- (2) Margin Level = Measurement Value - Limit Value.

Orthogonal Axis	X
Test Mode	UNII-3_TX AC (VHT40) Mode 5755 MHz

Vertical



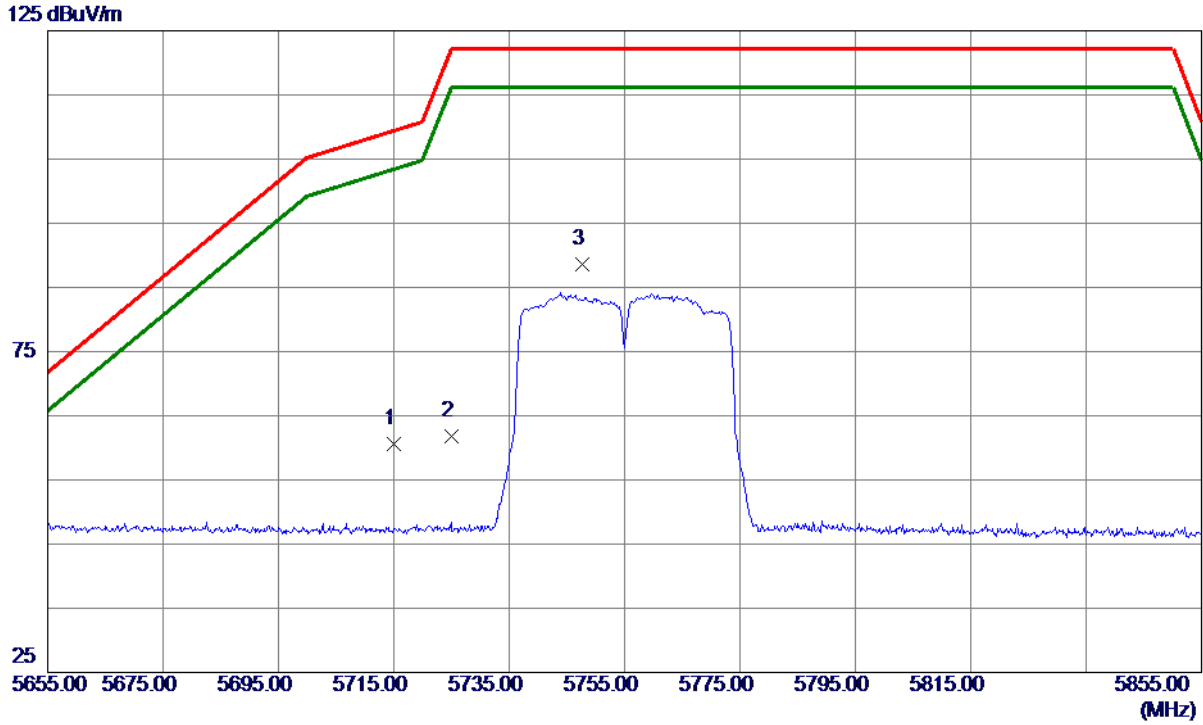
No.	Freq. MHz	Reading Level dBuV/m	Correct Factor dB	Measure ment dBuV/m	Limit dBuV/m	Margin dB	Detector	Comment
1	7673.3930	36.85	-2.18	34.67	54.00	-19.33	AVG	
2	7673.5980	49.28	-2.18	47.10	74.00	-26.90	Peak	
3	11508.6900	47.50	3.82	51.32	74.00	-22.68	Peak	
4 *	11512.1250	34.55	3.82	38.37	54.00	-15.63	AVG	

REMARKS:

- (1) Measurement Value = Reading Level + Correct Factor.
- (2) Margin Level = Measurement Value - Limit Value.

Orthogonal Axis	X
Test Mode	UNII-3_TX AC (VHT40) Mode 5755 MHz

Horizontal



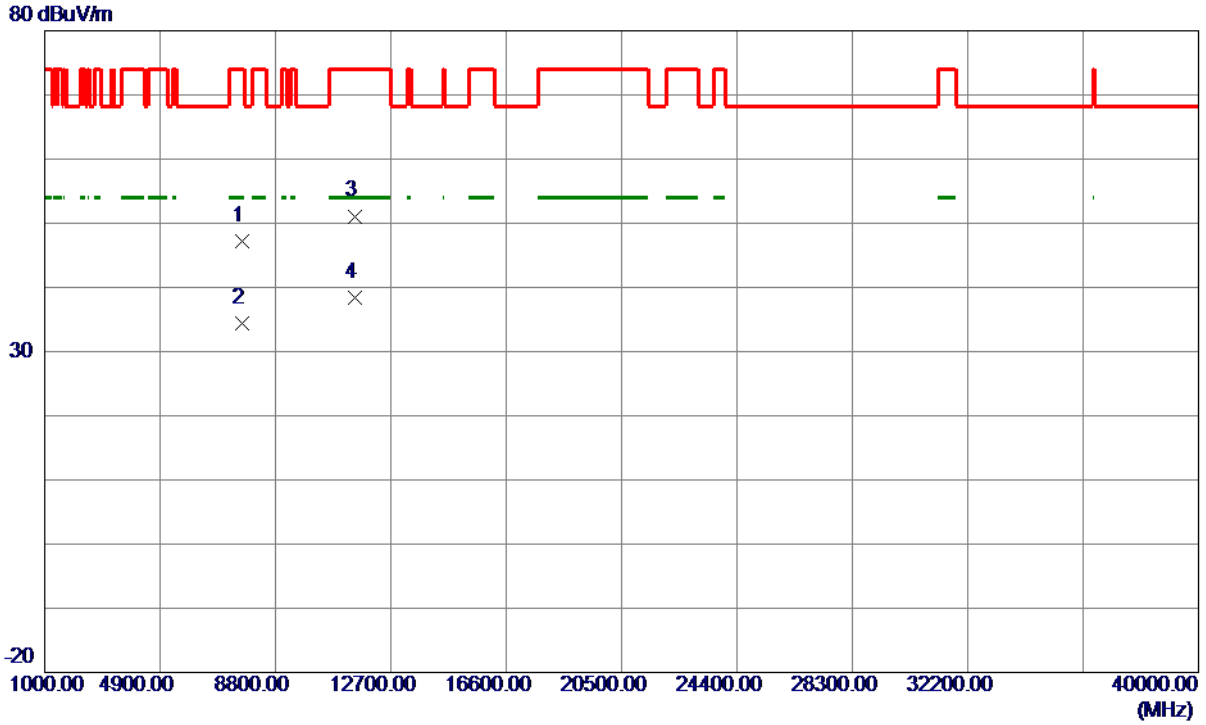
No.	Freq. MHz	Reading Level dBuV/m	Correct Factor dB	Measure ment dBuV/m	Limit dBuV/m	Margin dB	Detector	Comment
1	5715.0000	20.56	40.02	60.58	109.40	-48.82	Peak	
2	5725.0000	21.71	40.05	61.76	122.20	-60.44	Peak	
3 *	5747.6000	48.44	40.10	88.54	122.20	-33.66	Peak	

REMARKS:

- (1) Measurement Value = Reading Level + Correct Factor.
- (2) Margin Level = Measurement Value - Limit Value.

Orthogonal Axis	X
Test Mode	UNII-3_TX AC (VHT40) Mode 5755 MHz

Horizontal



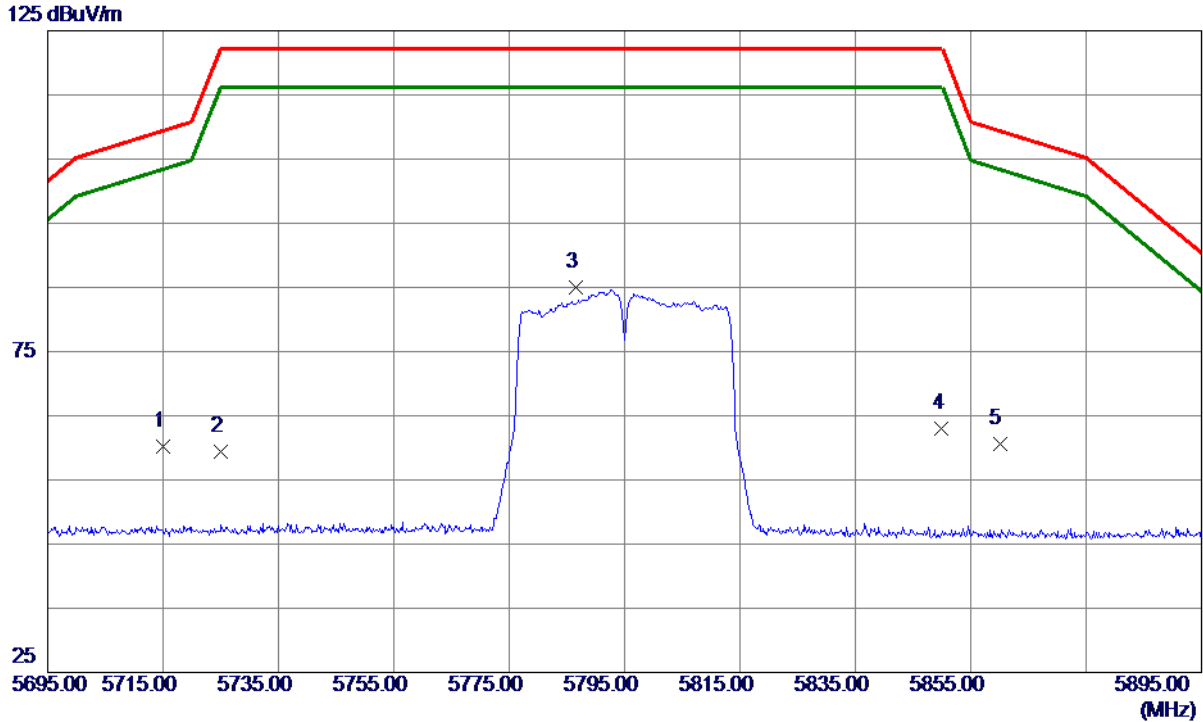
No.	Freq. MHz	Reading Level dBuV/m	Correct Factor dB	Measure ment dBuV/m	Limit dBuV/m	Margin dB	Detector	Comment
1	7671.6680	49.41	-2.18	47.23	74.00	-26.77	Peak	
2	7673.1930	36.62	-2.18	34.44	54.00	-19.56	AVG	
3	11507.7350	47.27	3.83	51.10	74.00	-22.90	Peak	
4 *	11508.0050	34.57	3.82	38.39	54.00	-15.61	AVG	

REMARKS:

- (1) Measurement Value = Reading Level + Correct Factor.
- (2) Margin Level = Measurement Value - Limit Value.

Orthogonal Axis	X
Test Mode	UNII-3_TX AC (VHT40) Mode 5795 MHz

Vertical



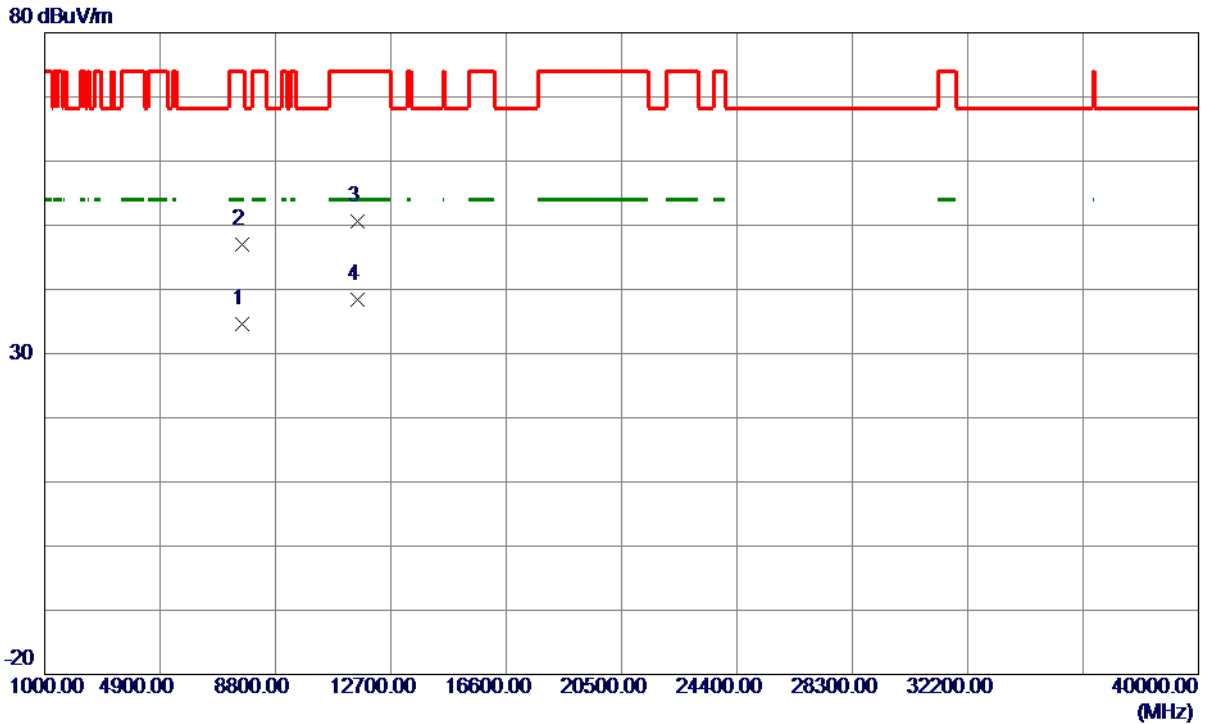
No.	Freq. MHz	Reading Level dBuV/m	Correct Factor dB	Measure ment dBuV/m	Limit dBuV/m	Margin dB	Detector	Comment
1	5715.0000	20.21	40.02	60.23	109.40	-49.17	Peak	
2	5725.0000	19.44	40.05	59.49	122.20	-62.71	Peak	
3 *	5786.5000	44.83	40.19	85.02	122.20	-37.18	Peak	
4	5850.0000	22.62	40.34	62.96	122.20	-59.24	Peak	
5	5860.0000	20.20	40.37	60.57	109.40	-48.83	Peak	

REMARKS:

- (1) Measurement Value = Reading Level + Correct Factor.
- (2) Margin Level = Measurement Value - Limit Value.

Orthogonal Axis	X
Test Mode	UNII-3_TX AC (VHT40) Mode 5795 MHz

Vertical



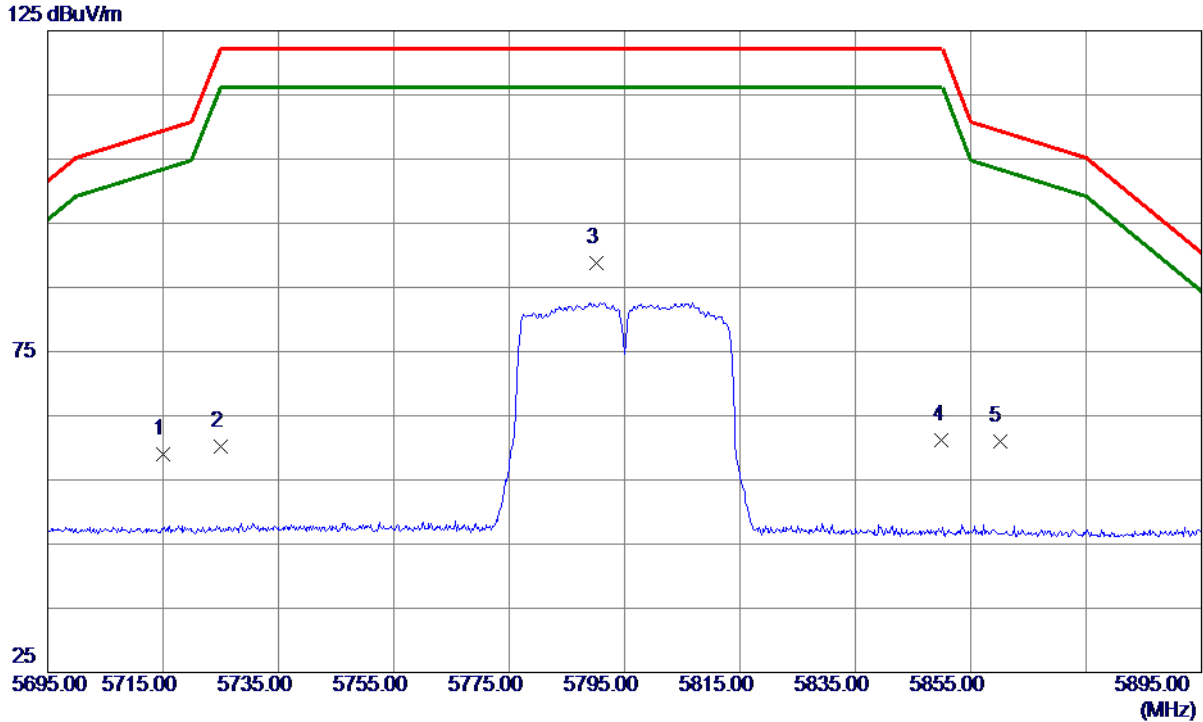
No.	Freq. MHz	Reading Level dBuV/m	Correct Factor dB	Measurement dBuV/m	Limit dBuV/m	Margin dB	Detector	Comment
1	7671.4380	36.72	-2.18	34.54	54.00	-19.46	AVG	
2	7672.8130	49.09	-2.18	46.91	74.00	-27.09	Peak	
3	11591.8200	46.80	3.77	50.57	74.00	-23.43	Peak	
4 *	11592.4400	34.72	3.77	38.49	54.00	-15.51	AVG	

REMARKS:

- (1) Measurement Value = Reading Level + Correct Factor.
- (2) Margin Level = Measurement Value - Limit Value.

Orthogonal Axis	X
Test Mode	UNII-3_TX AC (VHT40) Mode 5795 MHz

Horizontal



No.	Freq. MHz	Reading Level dBuV/m	Correct Factor dB	Measure ment dBuV/m	Limit dBuV/m	Margin dB	Detector	Comment
1	5715.0000	19.05	40.02	59.07	109.40	-50.33	Peak	
2	5725.0000	20.07	40.05	60.12	122.20	-62.08	Peak	
3 *	5790.2000	48.57	40.20	88.77	122.20	-33.43	Peak	
4	5850.0000	20.88	40.34	61.22	122.20	-60.98	Peak	
5	5860.0000	20.59	40.37	60.96	109.40	-48.44	Peak	

REMARKS:

- (1) Measurement Value = Reading Level + Correct Factor.
- (2) Margin Level = Measurement Value - Limit Value.

Orthogonal Axis	X
Test Mode	UNII-3_TX AC (VHT40) Mode 5795 MHz

Horizontal



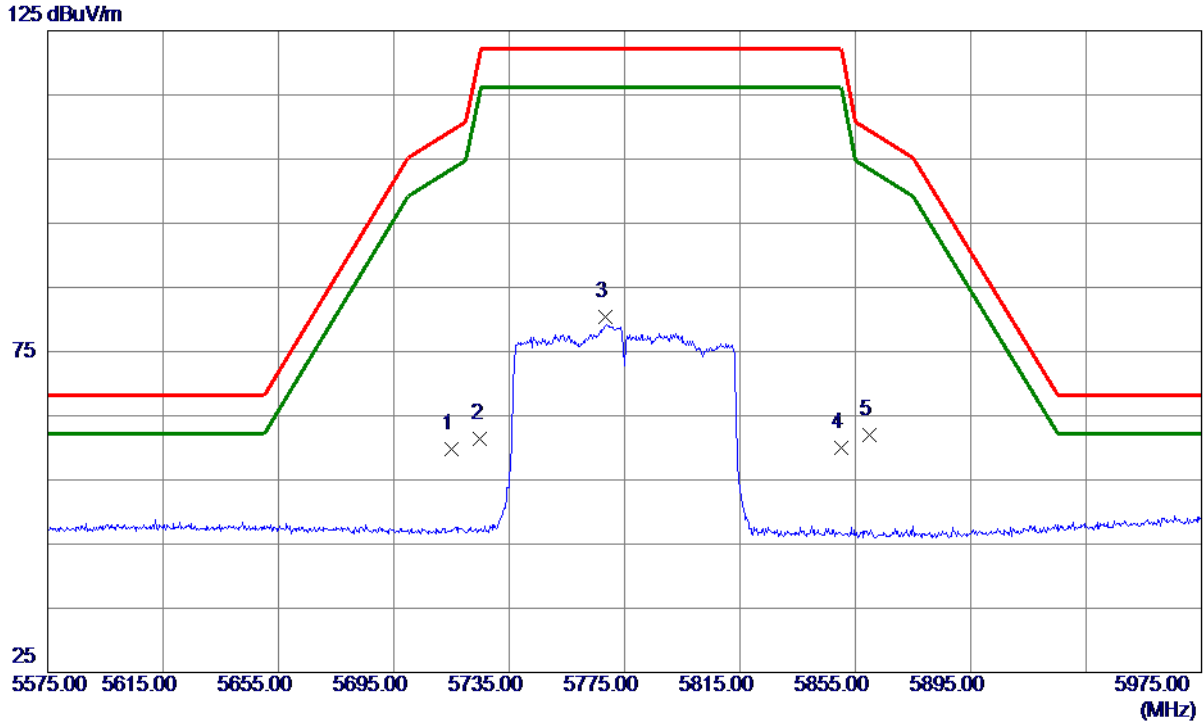
No.	Freq. MHz	Reading Level dBuV/m	Correct Factor dB	Measure ment dBuV/m	Limit dBuV/m	Margin dB	Detector	Comment
1	7668.9630	36.49	-2.19	34.30	54.00	-19.70	AVG	
2	7670.2330	49.21	-2.18	47.03	74.00	-26.97	Peak	
3	11507.8700	46.88	3.82	50.70	74.00	-23.30	Peak	
4 *	11509.9200	34.51	3.82	38.33	54.00	-15.67	AVG	

REMARKS:

- (1) Measurement Value = Reading Level + Correct Factor.
- (2) Margin Level = Measurement Value - Limit Value.

Orthogonal Axis	X
Test Mode	UNII-3_TX AC (VHT80) Mode 5775 MHz

Vertical



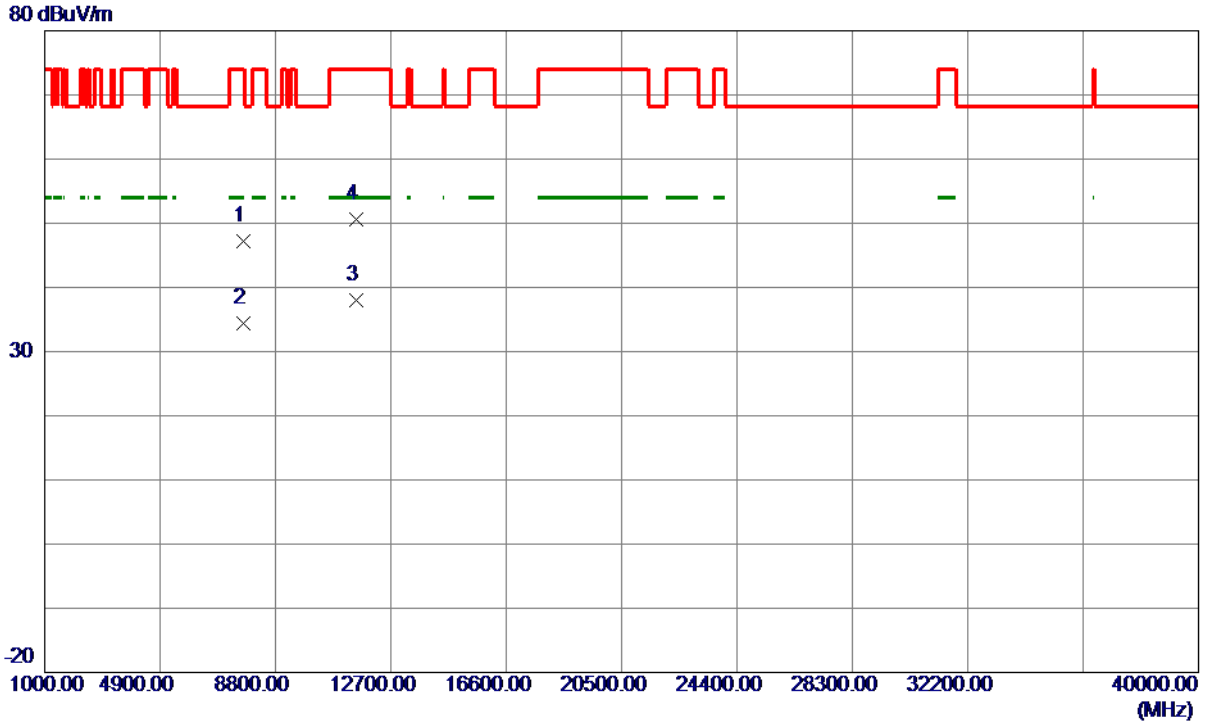
No.	Freq. MHz	Reading Level dBuV/m	Correct Factor dB	Measure ment dBuV/m	Limit dBuV/m	Margin dB	Detector	Comment
1	5715.0000	19.75	40.02	59.77	109.40	-49.63	Peak	
2	5725.0000	21.27	40.05	61.32	122.20	-60.88	Peak	
3 *	5768.4000	40.27	40.15	80.42	122.20	-41.78	Peak	
4	5850.0000	19.71	40.34	60.05	122.20	-62.15	Peak	
5	5860.0000	21.63	40.37	62.00	109.40	-47.40	Peak	

REMARKS:

- (1) Measurement Value = Reading Level + Correct Factor.
- (2) Margin Level = Measurement Value - Limit Value.

Orthogonal Axis	X
Test Mode	UNII-3_TX AC (VHT80) Mode 5775 MHz

Vertical



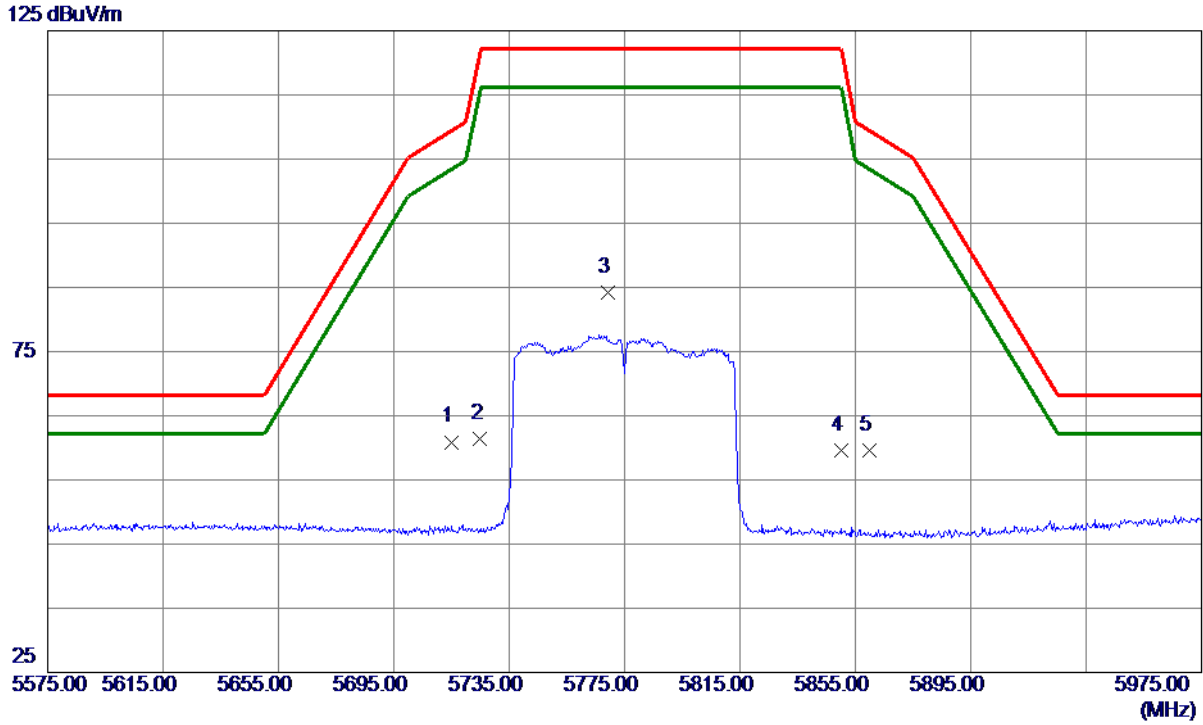
No.	Freq. MHz	Reading Level dBuV/m	Correct Factor dB	Measure ment dBuV/m	Limit dBuV/m	Margin dB	Detector	Comment
1	7699.6300	49.31	-2.15	47.16	74.00	-26.84	Peak	
2	7700.0550	36.57	-2.15	34.42	54.00	-19.58	AVG	
3 *	11547.7650	34.13	3.80	37.93	54.00	-16.07	AVG	
4	11551.4100	46.79	3.80	50.59	74.00	-23.41	Peak	

REMARKS:

- (1) Measurement Value = Reading Level + Correct Factor.
- (2) Margin Level = Measurement Value - Limit Value.

Orthogonal Axis	X
Test Mode	UNII-3_TX AC (VHT80) Mode 5775 MHz

Horizontal



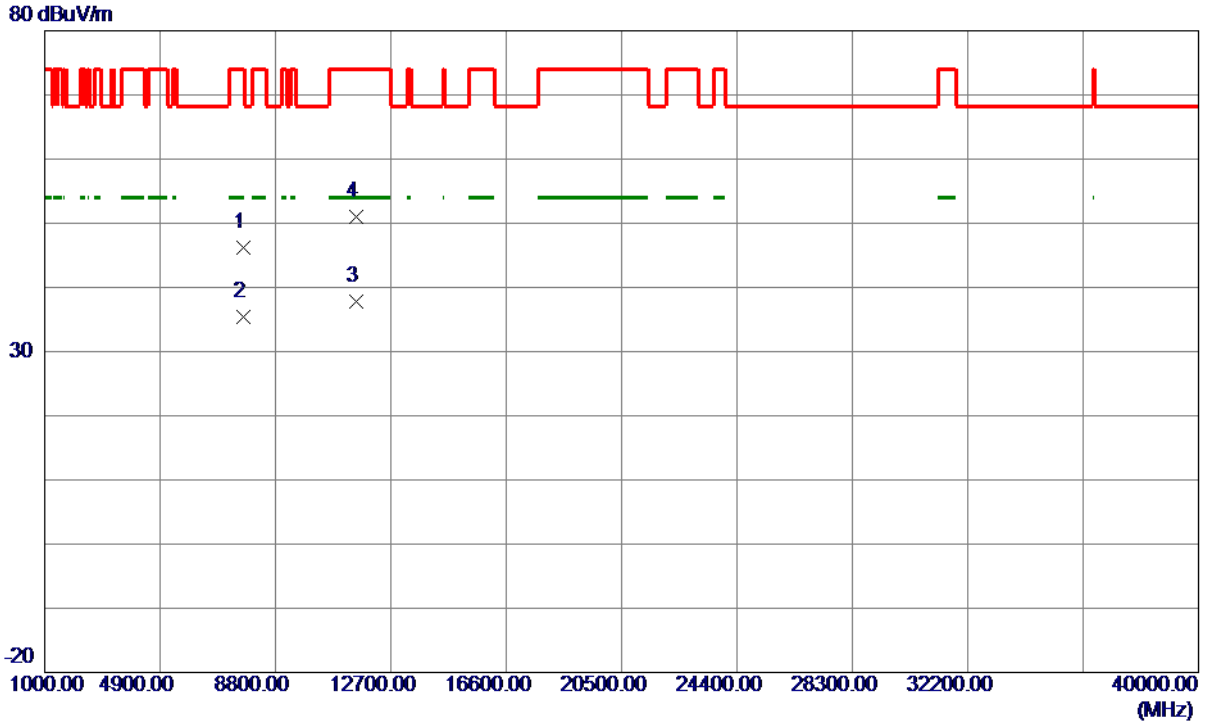
No.	Freq. MHz	Reading Level dBuV/m	Correct Factor dB	Measure ment dBuV/m	Limit dBuV/m	Margin dB	Detector	Comment
1	5715.0000	20.88	40.02	60.90	109.40	-48.50	Peak	
2	5725.0000	21.28	40.05	61.33	122.20	-60.87	Peak	
3 *	5769.2000	43.97	40.15	84.12	122.20	-38.08	Peak	
4	5850.0000	19.24	40.34	59.58	122.20	-62.62	Peak	
5	5860.0000	19.27	40.37	59.64	109.40	-49.76	Peak	

REMARKS:

- (1) Measurement Value = Reading Level + Correct Factor.
- (2) Margin Level = Measurement Value - Limit Value.

Orthogonal Axis	X
Test Mode	UNII-3_TX AC (VHT80) Mode 5775 MHz

Horizontal



No.	Freq. MHz	Reading Level dBuV/m	Correct Factor dB	Measure ment dBuV/m	Limit dBuV/m	Margin dB	Detector	Comment
1	7699.8850	48.38	-2.15	46.23	74.00	-27.77	Peak	
2	7700.1050	37.54	-2.15	35.39	54.00	-18.61	AVG	
3 *	11547.7699	33.96	3.80	37.76	54.00	-16.24	AVG	
4	11549.4950	47.17	3.80	50.97	74.00	-23.03	Peak	

REMARKS:

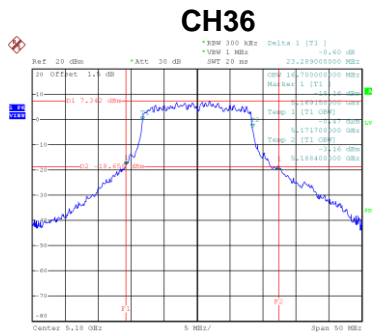
- (1) Measurement Value = Reading Level + Correct Factor.
- (2) Margin Level = Measurement Value - Limit Value.

APPENDIX E - BANDWIDTH

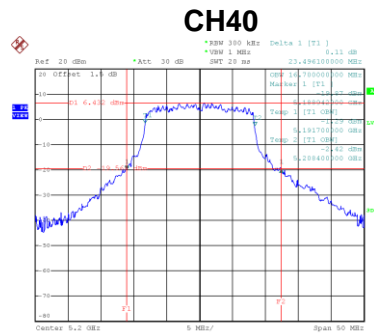
Non-Beamforming

Test Mode	UNII-1_TX A Mode
-----------	------------------

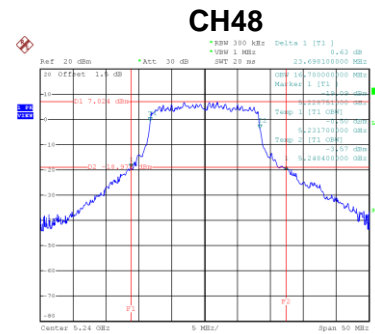
Channel	Frequency (MHz)	26 dB Bandwidth (MHz)	99 % Emission Bandwidth (MHz)
36	5180	23.29	16.70
40	5200	23.50	16.70
48	5240	23.70	16.70



Date: 19_SEP.2019 15:41:40



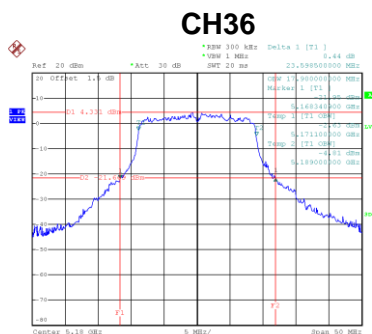
Date: 19_SEP.2019 15:42:47



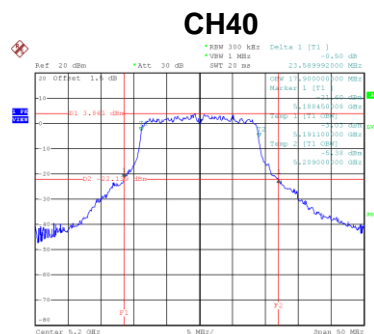
Date: 19_SEP.2019 15:44:09

Test Mode	UNII-1_TX N (HT20) Mode
-----------	-------------------------

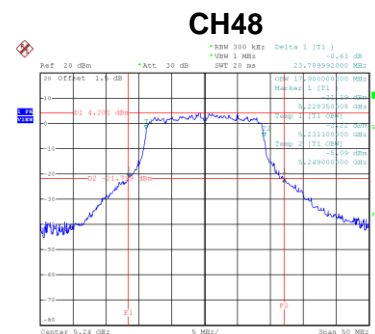
Channel	Frequency (MHz)	26 dB Bandwidth (MHz)	99 % Emission Bandwidth (MHz)
36	5180	23.60	17.90
40	5200	23.59	17.90
48	5240	23.79	17.90



Date: 19_SEP.2019 15:24:27



Date: 19_SEP.2019 15:35:20

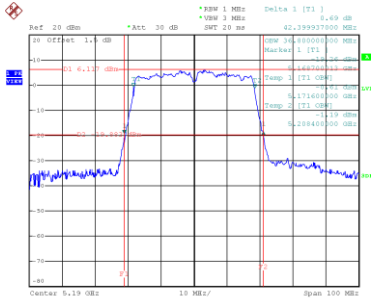


Date: 19_SEP.2019 15:37:10

Test Mode	UNII-1_TX N (HT40) Mode
-----------	-------------------------

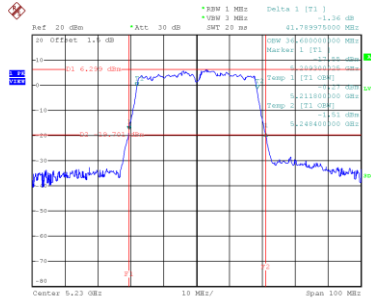
Channel	Frequency (MHz)	26 dB Bandwidth (MHz)	99 % Emission Bandwidth (MHz)
38	5190	42.40	36.80
46	5230	41.79	36.60

CH38



Date: 19_SEP.2019 15:21:09

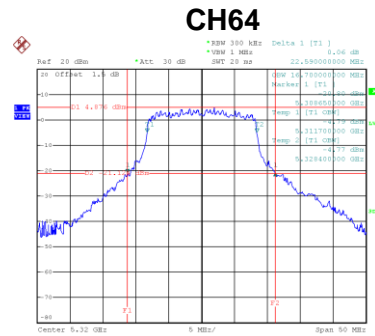
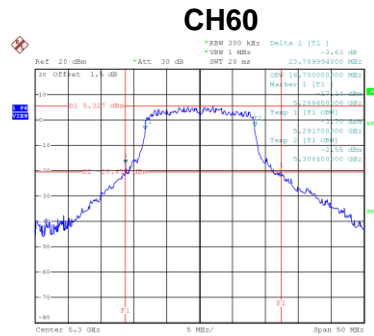
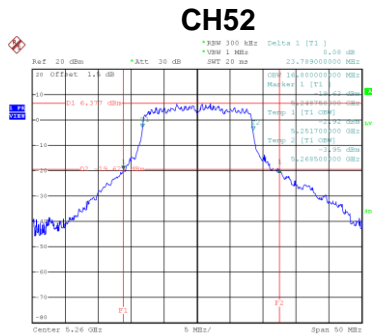
CH46



Date: 19_SEP.2019 15:22:26

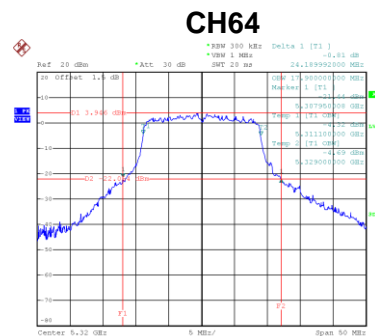
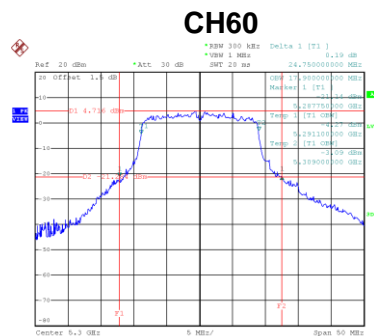
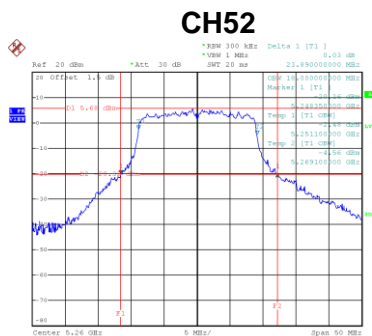
Test Mode	UNII-2A_TX A Mode
-----------	-------------------

Channel	Frequency (MHz)	26 dB Bandwidth (MHz)	99 % Emission Bandwidth (MHz)
52	5260	23.79	16.80
60	5300	23.79	16.70
64	5320	22.59	16.70



Test Mode	UNII-2A_TX N (HT20) Mode
-----------	--------------------------

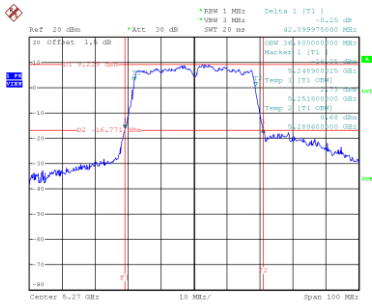
Channel	Frequency (MHz)	26 dB Bandwidth (MHz)	99 % Emission Bandwidth (MHz)
52	5260	23.89	18.00
60	5300	24.75	17.90
64	5320	24.19	17.90



Test Mode	UNII-2A_TX N (HT40) Mode
-----------	--------------------------

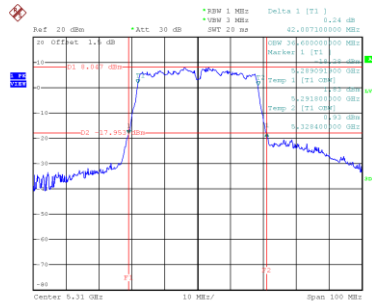
Channel	Frequency (MHz)	26 dB Bandwidth (MHz)	99 % Emission Bandwidth (MHz)
54	5270	42.10	36.80
62	5310	42.01	36.60

CH54



Date: 24.SEP.2019 17:26:18

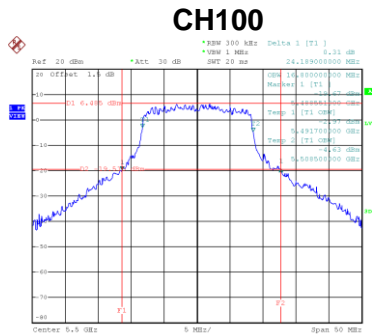
CH62



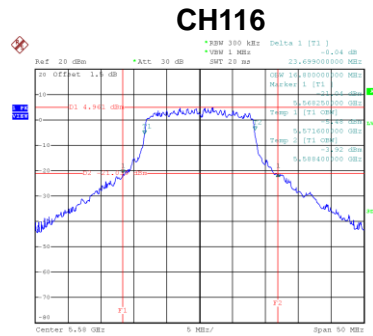
Date: 24.SEP.2019 17:27:36

Test Mode	UNII-2C_TX A Mode
-----------	-------------------

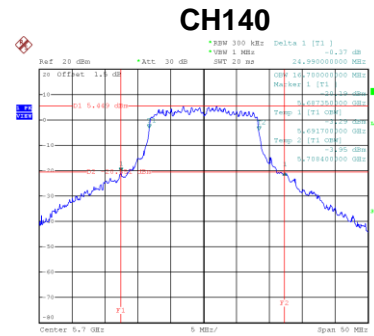
Channel	Frequency (MHz)	26 dB Bandwidth (MHz)	99 % Emission Bandwidth (MHz)
100	5500	24.19	16.80
116	5580	23.70	16.80
140	5700	24.99	16.70



Date: 24.SEP.2019 16:59:10



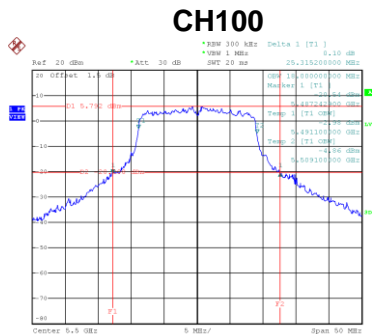
Date: 24.SEP.2019 17:00:32



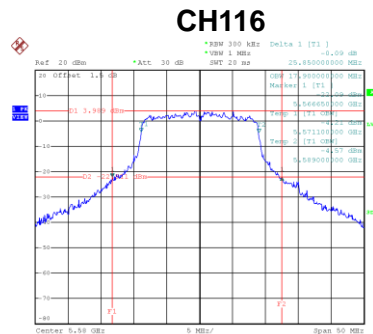
Date: 24.SEP.2019 17:01:25

Test Mode	UNII-2C_TX N (HT20) Mode
-----------	--------------------------

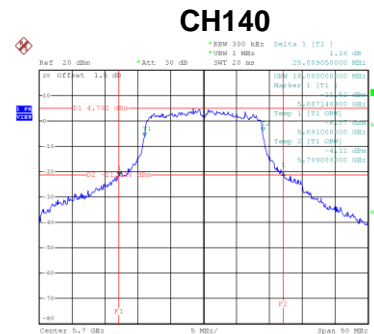
Channel	Frequency (MHz)	26 dB Bandwidth (MHz)	99 % Emission Bandwidth (MHz)
100	5500	25.32	18.00
116	5580	25.85	17.90
140	5700	25.01	18.00



Date: 24.SEP.2019 17:15:42



Date: 24.SEP.2019 17:17:03

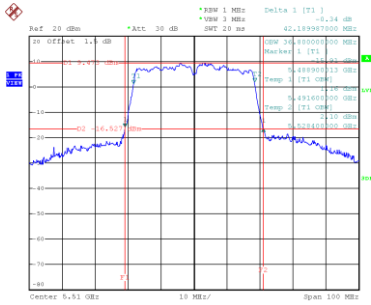


Date: 24.SEP.2019 17:18:01

Test Mode	UNII-2C_TX N (HT40) Mode
-----------	--------------------------

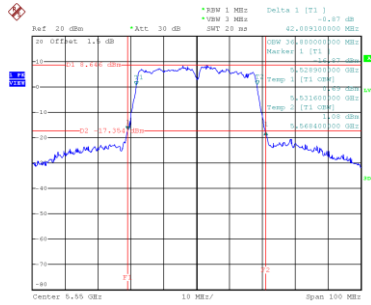
Channel	Frequency (MHz)	26 dB Bandwidth (MHz)	99 % Emission Bandwidth (MHz)
102	5510	42.19	36.80
110	5550	42.01	36.80
134	5670	42.30	36.80

CH102



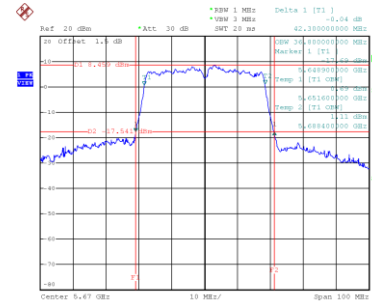
Date: 24.SEP.2019 17:28:49

CH110



Date: 24.SEP.2019 17:30:04

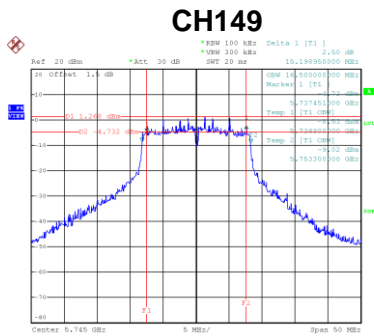
CH134



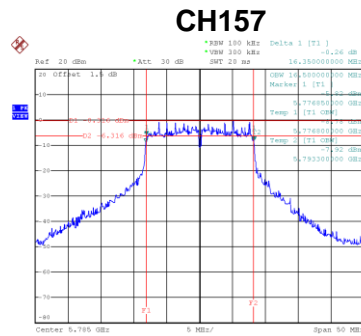
Date: 24.SEP.2019 17:31:12

Test Mode	UNII-3_TX A Mode
-----------	------------------

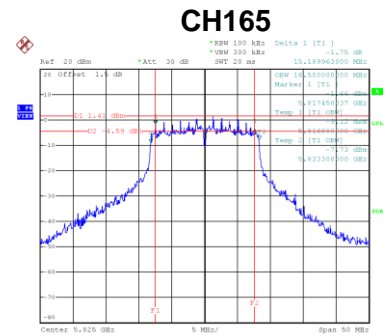
Channel	Frequency (MHz)	6 dB Bandwidth (MHz)	6 dB Bandwidth Min. Limit (kHz)	Result
149	5745	15.20	500	Complies
157	5785	16.35	500	Complies
165	5825	15.19	500	Complies



Date: 24.SEP.2019 17:02:45

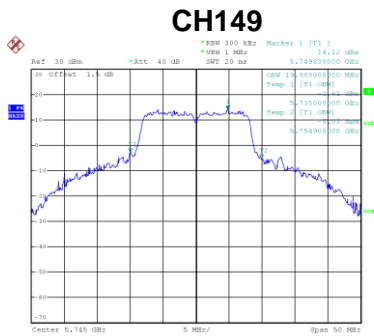


Date: 24.SEP.2019 17:02:48

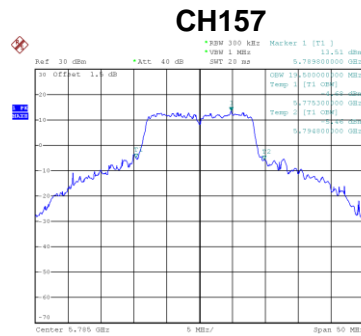


Date: 24.SEP.2019 17:05:29

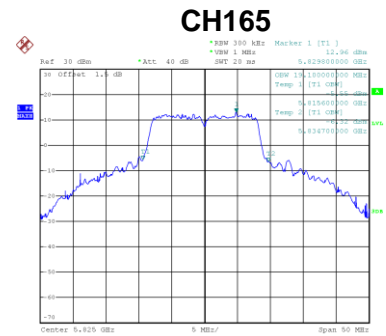
Channel	Frequency (MHz)	99 % Emission Bandwidth (MHz)	Result
149	5745	19.90	Complies
157	5785	19.50	Complies
165	5825	19.10	Complies



Date: 17.SEP.2019 15:49:50



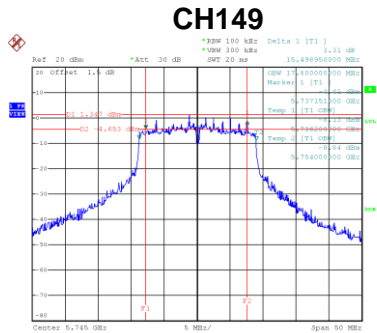
Date: 17.SEP.2019 16:00:53



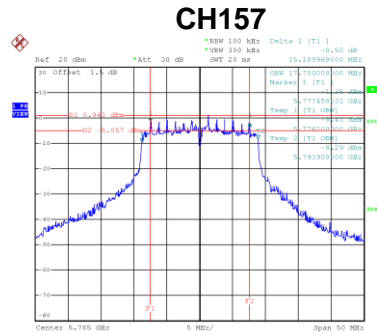
Date: 17.SEP.2019 16:01:50

Test Mode	UNII-3_TX N (HT20) Mode
------------------	--------------------------------

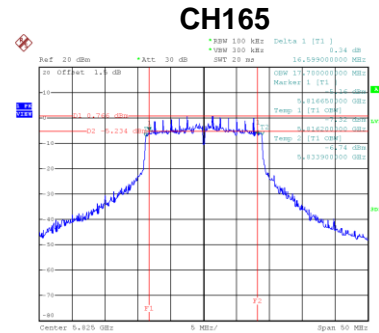
Channel	Frequency (MHz)	6 dB Bandwidth (MHz)	6 dB Bandwidth Min. Limit (kHz)	Result
149	5745	15.50	500	Complies
157	5785	15.19	500	Complies
165	5825	16.60	500	Complies



Date: 24.SEP.2019 17:19:12

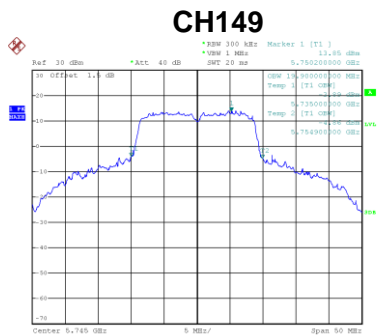


Date: 24.SEP.2019 17:20:27

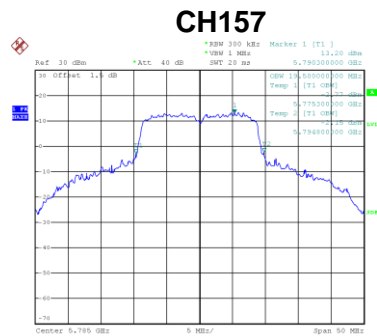


Date: 24.SEP.2019 17:21:44

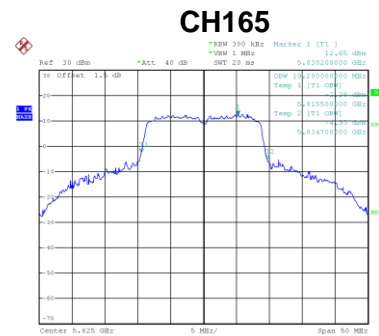
Channel	Frequency (MHz)	99 % Emission Bandwidth (MHz)	Result
149	5745	19.90	Complies
157	5785	19.50	Complies
165	5825	19.20	Complies



Date: 17.SEP.2019 16:05:31



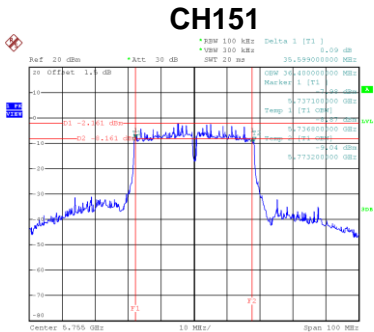
Date: 17.SEP.2019 16:04:00



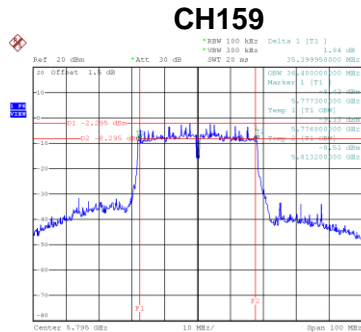
Date: 17.SEP.2019 16:02:32

Test Mode UNII-3_TX N (HT40) Mode

Channel	Frequency (MHz)	6 dB Bandwidth (MHz)	6 dB Bandwidth Min. Limit (kHz)	Result
151	5755	35.60	500	Complies
159	5795	35.40	500	Complies

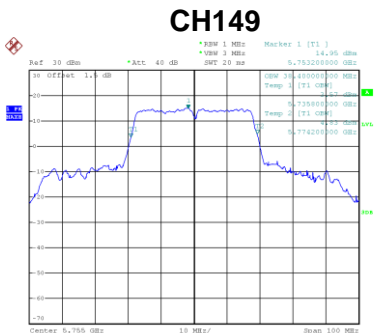


Date: 24.SEP.2019 17:32:34

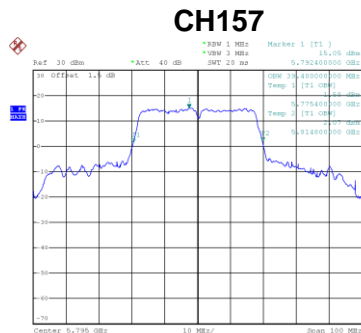


Date: 24.SEP.2019 17:34:05

Channel	Frequency (MHz)	99 % Emission Bandwidth (MHz)	Result
151	5755	38.40	Complies
159	5795	39.40	Complies



Date: 17.SEP.2019 16:22:00

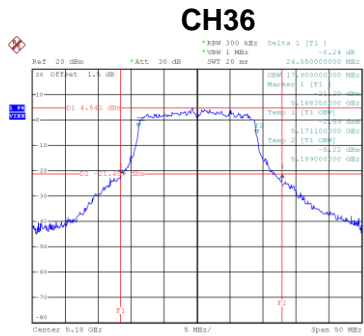


Date: 17.SEP.2019 16:22:55

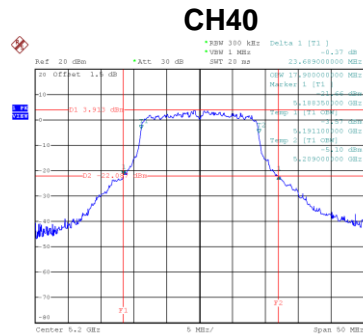
CH165

Test Mode	UNII-1_TX AC (VHT20) Mode
-----------	---------------------------

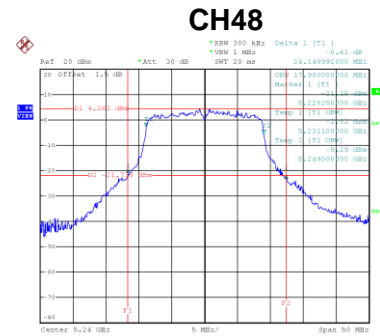
Channel	Frequency (MHz)	26 dB Bandwidth (MHz)	99 % Emission Bandwidth (MHz)
36	5180	24.55	17.90
40	5200	23.69	17.90
48	5240	24.15	17.90



Date: 19_SEP.2019 15:14:13



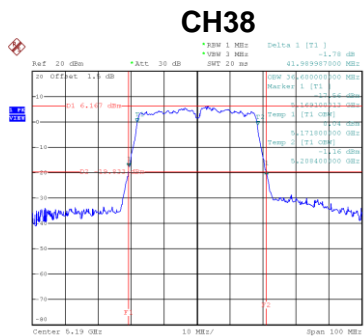
Date: 19_SEP.2019 15:13:14



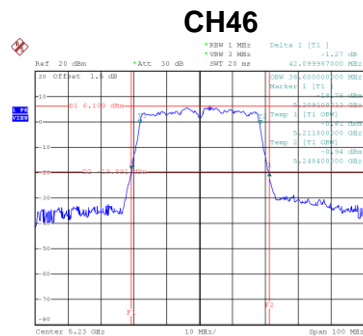
Date: 19_SEP.2019 15:13:17

Test Mode	UNII-1_TX AC (VHT40) Mode
-----------	---------------------------

Channel	Frequency (MHz)	26 dB Bandwidth (MHz)	99 % Emission Bandwidth (MHz)
38	5190	41.99	36.60
46	5230	42.10	36.60



Date: 19_SEP.2019 15:18:57

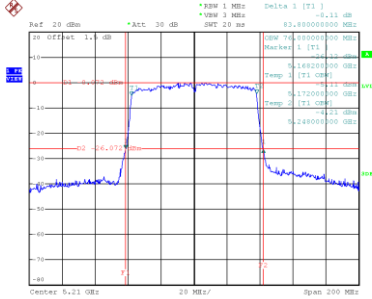


Date: 19_SEP.2019 15:17:36

Test Mode	UNII-1_TX AC (VHT80)
-----------	----------------------

Channel	Frequency (MHz)	26 dB Bandwidth (MHz)	99 % Emission Bandwidth (MHz)
42	5210	83.80	76.00

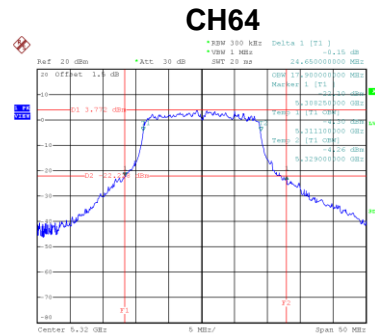
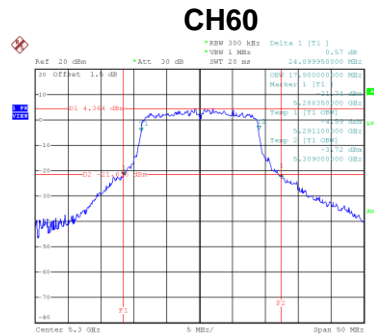
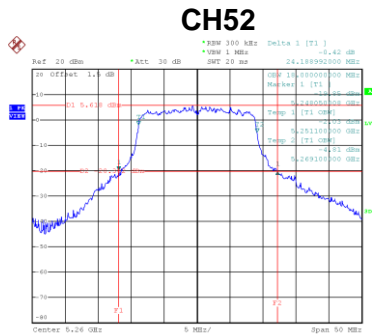
CH42



Date: 19_SEP_2019 15:14:41

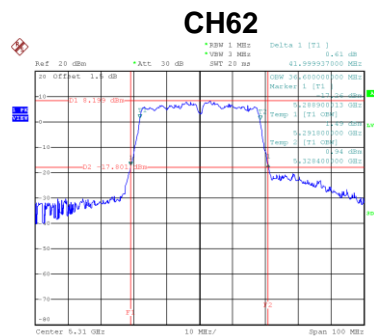
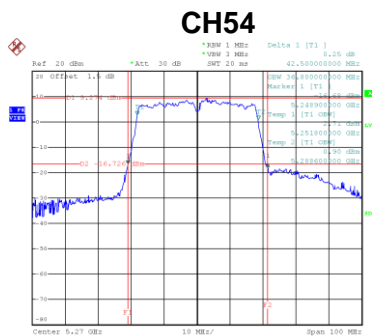
Test Mode	UNII-2A_TX AC (VHT20) Mode
-----------	----------------------------

Channel	Frequency (MHz)	26 dB Bandwidth (MHz)	99 % Emission Bandwidth (MHz)
52	5260	24.19	18.00
60	5300	24.10	17.90
64	5320	24.65	17.90



Test Mode	UNII-2A_TX AC (VHT40) Mode
-----------	----------------------------

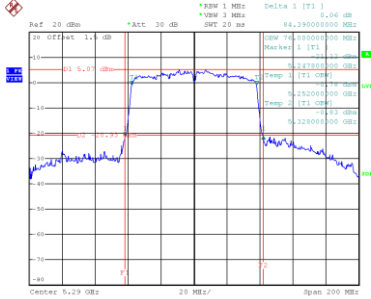
Channel	Frequency (MHz)	26 dB Bandwidth (MHz)	99 % Emission Bandwidth (MHz)
54	5270	42.50	36.80
62	5310	42.00	36.60



Test Mode	UNII-2A_TX AC (VHT80)
-----------	-----------------------

Channel	Frequency (MHz)	26 dB Bandwidth (MHz)	99 % Emission Bandwidth (MHz)
58	5290	84.39	76.00

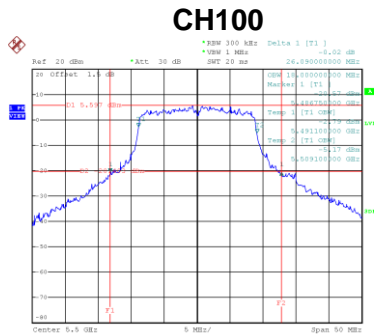
CH58



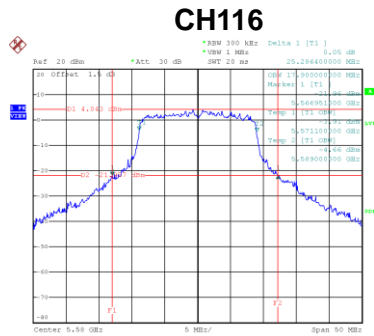
Date: 24-SEP-2019 18:04:54

Test Mode	UNII-2C_TX AC (VHT20) Mode
-----------	----------------------------

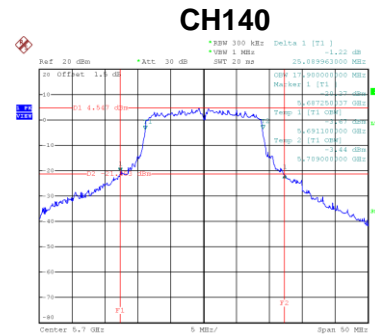
Channel	Frequency (MHz)	26 dB Bandwidth (MHz)	99 % Emission Bandwidth (MHz)
100	5500	26.09	18.00
116	5580	25.29	17.90
140	5700	25.09	17.90



Date: 24.SEP.2019 17:41:59



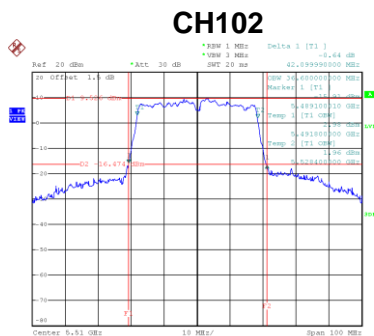
Date: 24.SEP.2019 17:42:55



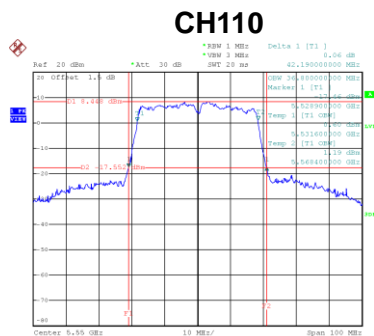
Date: 24.SEP.2019 17:43:53

Test Mode	UNII-2C_TX AC (VHT40) Mode
-----------	----------------------------

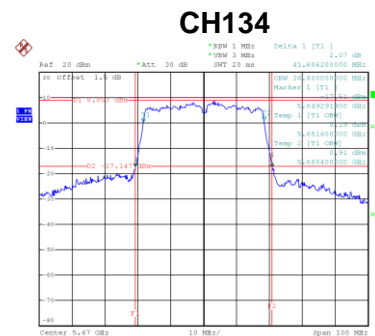
Channel	Frequency (MHz)	26 dB Bandwidth (MHz)	99 % Emission Bandwidth (MHz)
102	5510	42.10	36.60
110	5550	42.19	36.80
134	5670	41.61	36.80



Date: 24.SEP.2019 17:53:37



Date: 24.SEP.2019 17:54:49

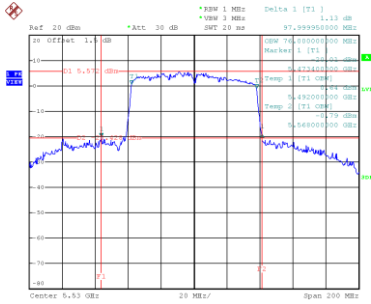


Date: 24.SEP.2019 17:56:14

Test Mode	UNII-2C_TX AC (VHT80)
-----------	-----------------------

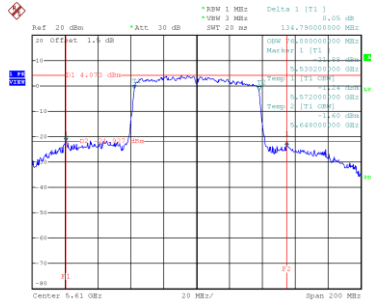
Channel	Frequency (MHz)	26 dB Bandwidth (MHz)	99 % Emission Bandwidth (MHz)
106	5530	98.00	76.00
122	5610	134.79	76.00

CH106



Date: 24_SEP.2019 18:08:00

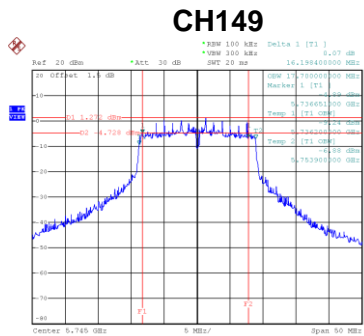
CH122



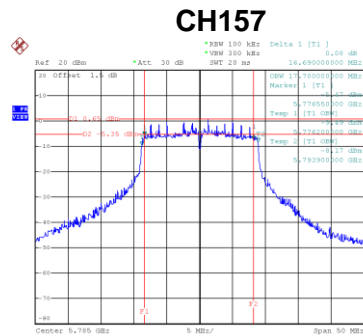
Date: 24_SEP.2019 18:09:02

Test Mode	UNII-3_TX AC (VHT20) Mode
-----------	---------------------------

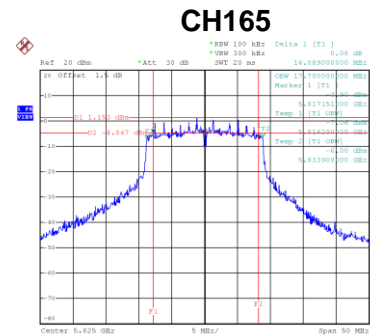
Channel	Frequency (MHz)	6 dB Bandwidth (MHz)	6 dB Bandwidth Min. Limit (kHz)	Result
149	5745	16.20	500	Complies
157	5785	16.69	500	Complies
165	5825	16.09	500	Complies



Date: 24.SEP.2019 17:44:58

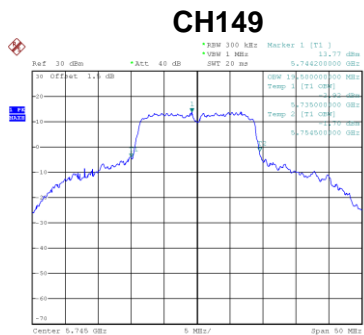


Date: 24.SEP.2019 17:46:01

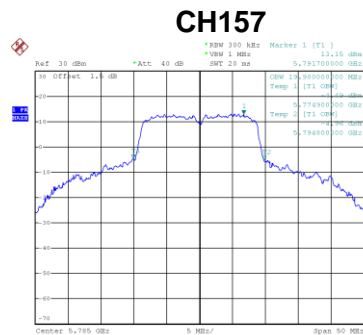


Date: 24.SEP.2019 17:47:01

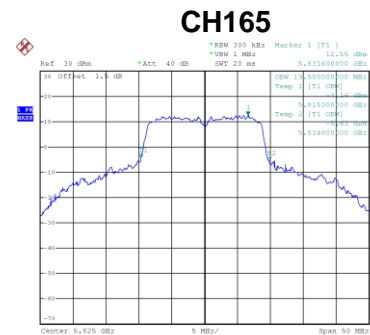
Channel	Frequency (MHz)	99 % Emission Bandwidth (MHz)	Result
149	5745	19.50	Complies
157	5785	19.90	Complies
165	5825	19.50	Complies



Date: 17.SEP.2019 16:07:46



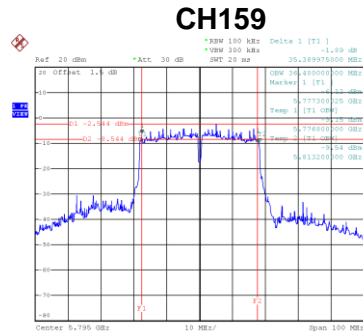
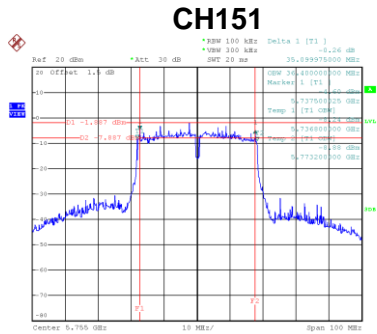
Date: 17.SEP.2019 16:11:45



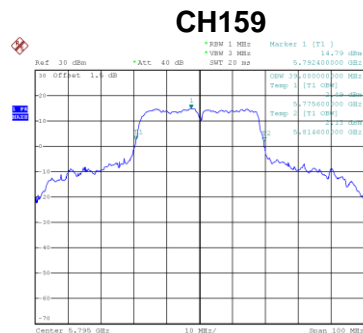
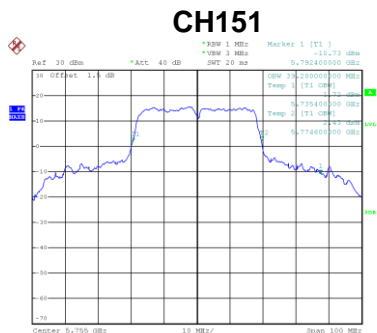
Date: 17.SEP.2019 16:14:15

Test Mode	UNII-3_TX AC (VHT40) Mode
-----------	---------------------------

Channel	Frequency (MHz)	6 dB Bandwidth (MHz)	6 dB Bandwidth Min. Limit (kHz)	Result
151	5755	35.10	500	Complies
159	5795	35.39	500	Complies



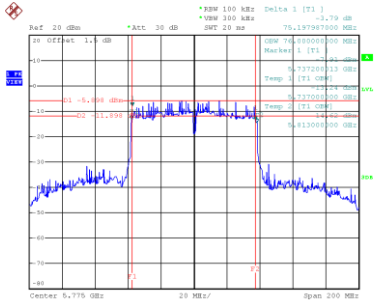
Channel	Frequency (MHz)	99 % Emission Bandwidth (MHz)	Result
151	5755	39.20	Complies
159	5795	39.00	Complies



Test Mode	UNII-3_TX AC (VHT80)
-----------	----------------------

Channel	Frequency (MHz)	6 dB Bandwidth (MHz)	6 dB Bandwidth Min. Limit (kHz)	Result
155	5775	75.20	500	Complies

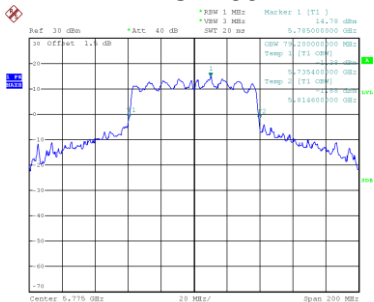
CH155



Date: 24.SEP.2019 10:10:52

Channel	Frequency (MHz)	99 % Emission Bandwidth (MHz)	Result
155	5775	79.20	Complies

CH155



Date: 17.SEP.2019 16:20:58

APPENDIX F - CONDUCTED OUTPUT POWER

Non-Beamforming

Test Mode	UNII-1_TX A Mode_Ant. 1
-----------	-------------------------

Channel	Frequency (MHz)	Conducted Output Power (dBm)	Duty Factor	Conducted Output Power + Duty Factor (dBm)	Max. Limit (dBm)	Max. Limit (W)	Result
36	5180	13.88	0.23	14.11	24.00	0.25	Complies
40	5200	12.48	0.23	12.71	24.00	0.25	Complies
48	5240	11.94	0.23	12.17	24.00	0.25	Complies

Test Mode	UNII-1_TX A Mode_Ant. 2
-----------	-------------------------

Channel	Frequency (MHz)	Conducted Output Power (dBm)	Duty Factor	Conducted Output Power + Duty Factor (dBm)	Max. Limit (dBm)	Max. Limit (W)	Result
36	5180	13.94	0.23	14.17	24.00	0.25	Complies
40	5200	13.53	0.23	13.76	24.00	0.25	Complies
48	5240	13.72	0.23	13.95	24.00	0.25	Complies

Test Mode	UNII-1_TX A Mode_Total
-----------	------------------------

Channel	Frequency (MHz)	Conducted Output Power (dBm)	Max. Limit (dBm)	Max. Limit (W)	Result
36	5180	17.15	24.00	0.25	Complies
40	5200	16.27	24.00	0.25	Complies
48	5240	16.16	24.00	0.25	Complies

Test Mode	UNII-1_TX N (HT20) Mode_Ant. 1
-----------	--------------------------------

Channel	Frequency (MHz)	Conducted Output Power (dBm)	Duty Factor	Conducted Output Power + Duty Factor (dBm)	Max. Limit (dBm)	Max. Limit (W)	Result
36	5180	11.76	0.25	12.01	24.00	0.25	Complies
40	5200	10.30	0.25	10.55	24.00	0.25	Complies
48	5240	9.85	0.25	10.10	24.00	0.25	Complies

Test Mode	UNII-1_TX N (HT20) Mode_Ant. 2
-----------	--------------------------------

Channel	Frequency (MHz)	Conducted Output Power (dBm)	Duty Factor	Conducted Output Power + Duty Factor (dBm)	Max. Limit (dBm)	Max. Limit (W)	Result
36	5180	11.83	0.25	12.08	24.00	0.25	Complies
40	5200	11.41	0.25	11.66	24.00	0.25	Complies
48	5240	11.65	0.25	11.90	24.00	0.25	Complies

Test Mode	UNII-1_TX N (HT20) Mode_Total
-----------	-------------------------------

Channel	Frequency (MHz)	Conducted Output Power (dBm)	Max. Limit (dBm)	Max. Limit (W)	Result
36	5180	15.05	24.00	0.25	Complies
40	5200	14.15	24.00	0.25	Complies
48	5240	14.10	24.00	0.25	Complies

Test Mode	UNII-1_TX N (HT40) Mode_Ant. 1
-----------	--------------------------------

Channel	Frequency (MHz)	Conducted Output Power (dBm)	Duty Factor	Conducted Output Power + Duty Factor (dBm)	Max. Limit (dBm)	Max. Limit (W)	Result
38	5190	10.17	0.52	10.69	24.00	0.25	Complies
46	5230	8.59	0.52	9.11	24.00	0.25	Complies

Test Mode	UNII-1_TX N (HT40) Mode_Ant. 2
-----------	--------------------------------

Channel	Frequency (MHz)	Conducted Output Power (dBm)	Duty Factor	Conducted Output Power + Duty Factor (dBm)	Max. Limit (dBm)	Max. Limit (W)	Result
38	5190	10.46	0.52	10.98	24.00	0.25	Complies
46	5230	10.22	0.52	10.74	24.00	0.25	Complies

Test Mode	UNII-1_TX N (HT40) Mode_Total
-----------	-------------------------------

Channel	Frequency (MHz)	Conducted Output Power (dBm)	Max. Limit (dBm)	Max. Limit (W)	Result
38	5190	13.84	24.00	0.25	Complies
46	5230	13.01	24.00	0.25	Complies

Test Mode	UNII-2A_TX A Mode_Ant. 1
-----------	--------------------------

Channel	Frequency (MHz)	Conducted Output Power (dBm)	Duty Factor	Conducted Output Power + Duty Factor (dBm)	Max. Limit (dBm)	Max. Limit (W)	Result
52	5260	11.61	0.23	11.84	24.00	0.25	Complies
60	5300	13.53	0.23	13.76	24.00	0.25	Complies
64	5320	13.97	0.23	14.20	24.00	0.25	Complies

Test Mode	UNII-2A_TX A Mode_Ant. 2
-----------	--------------------------

Channel	Frequency (MHz)	Conducted Output Power (dBm)	Duty Factor	Conducted Output Power + Duty Factor (dBm)	Max. Limit (dBm)	Max. Limit (W)	Result
52	5260	13.17	0.23	13.40	24.00	0.25	Complies
60	5300	13.83	0.23	14.06	24.00	0.25	Complies
64	5320	13.55	0.23	13.78	24.00	0.25	Complies

Test Mode	UNII-2A_TX A Mode_Total
-----------	-------------------------

Channel	Frequency (MHz)	Conducted Output Power (dBm)	Max. Limit (dBm)	Max. Limit (W)	Result
52	5260	15.70	24.00	0.25	Complies
60	5300	16.92	24.00	0.25	Complies
64	5320	17.00	24.00	0.25	Complies

Test Mode	UNII-2A_TX N (HT20) Mode_Ant. 1
-----------	---------------------------------

Channel	Frequency (MHz)	Conducted Output Power (dBm)	Duty Factor	Conducted Output Power + Duty Factor (dBm)	Max. Limit (dBm)	Max. Limit (W)	Result
52	5260	9.55	0.25	9.80	24.00	0.25	Complies
60	5300	11.37	0.25	11.62	24.00	0.25	Complies
64	5320	11.83	0.25	12.08	24.00	0.25	Complies

Test Mode	UNII-2A_TX N (HT20) Mode_Ant. 2
-----------	---------------------------------

Channel	Frequency (MHz)	Conducted Output Power (dBm)	Duty Factor	Conducted Output Power + Duty Factor (dBm)	Max. Limit (dBm)	Max. Limit (W)	Result
52	5260	11.05	0.25	11.30	24.00	0.25	Complies
60	5300	11.84	0.25	12.09	24.00	0.25	Complies
64	5320	11.46	0.25	11.71	24.00	0.25	Complies

Test Mode	UNII-2A_TX N (HT20) Mode_Total
-----------	--------------------------------

Channel	Frequency (MHz)	Conducted Output Power (dBm)	Max. Limit (dBm)	Max. Limit (W)	Result
52	5260	13.62	24.00	0.25	Complies
60	5300	14.87	24.00	0.25	Complies
64	5320	14.90	24.00	0.25	Complies

Test Mode	UNII-2A_TX N (HT40) Mode_Ant. 1
-----------	---------------------------------

Channel	Frequency (MHz)	Conducted Output Power (dBm)	Duty Factor	Conducted Output Power + Duty Factor (dBm)	Max. Limit (dBm)	Max. Limit (W)	Result
54	5270	8.94	0.52	9.46	24.00	0.25	Complies
62	5310	10.11	0.52	10.63	24.00	0.25	Complies

Test Mode	UNII-2A_TX N (HT40) Mode_Ant. 2
-----------	---------------------------------

Channel	Frequency (MHz)	Conducted Output Power (dBm)	Duty Factor	Conducted Output Power + Duty Factor (dBm)	Max. Limit (dBm)	Max. Limit (W)	Result
54	5270	10.28	0.52	10.80	24.00	0.25	Complies
62	5310	9.92	0.52	10.44	24.00	0.25	Complies

Test Mode	UNII-2A_TX N (HT40) Mode_Total
-----------	--------------------------------

Channel	Frequency (MHz)	Conducted Output Power (dBm)	Max. Limit (dBm)	Max. Limit (W)	Result
54	5270	13.19	24.00	0.25	Complies
62	5310	13.54	24.00	0.25	Complies

Test Mode	UNII-2C_TX A Mode_Ant. 1
-----------	--------------------------

Channel	Frequency (MHz)	Conducted Output Power (dBm)	Duty Factor	Conducted Output Power + Duty Factor (dBm)	Max. Limit (dBm)	Max. Limit (W)	Result
100	5500	11.62	0.23	11.85	24.00	0.25	Complies
116	5580	12.57	0.23	12.80	24.00	0.25	Complies
140	5700	10.67	0.23	10.90	24.00	0.25	Complies

Test Mode	UNII-2C_TX A Mode_Ant. 2
-----------	--------------------------

Channel	Frequency (MHz)	Conducted Output Power (dBm)	Duty Factor	Conducted Output Power + Duty Factor (dBm)	Max. Limit (dBm)	Max. Limit (W)	Result
100	5500	12.87	0.23	13.10	24.00	0.25	Complies
116	5580	12.18	0.23	12.41	24.00	0.25	Complies
140	5700	12.02	0.23	12.25	24.00	0.25	Complies

Test Mode	UNII-2C_TX A Mode_Total
-----------	-------------------------

Channel	Frequency (MHz)	Conducted Output Power (dBm)	Max. Limit (dBm)	Max. Limit (W)	Result
100	5500	15.53	24.00	0.25	Complies
116	5580	15.61	24.00	0.25	Complies
140	5700	14.63	24.00	0.25	Complies

Test Mode	UNII-2C_TX N (HT20) Mode_Ant. 1
-----------	---------------------------------

Channel	Frequency (MHz)	Conducted Output Power (dBm)	Duty Factor	Conducted Output Power + Duty Factor (dBm)	Max. Limit (dBm)	Max. Limit (W)	Result
100	5500	10.52	0.25	10.77	24.00	0.25	Complies
116	5580	11.49	0.25	11.74	24.00	0.25	Complies
140	5700	10.43	0.25	10.68	24.00	0.25	Complies

Test Mode	UNII-2C_TX N (HT20) Mode_Ant. 2
-----------	---------------------------------

Channel	Frequency (MHz)	Conducted Output Power (dBm)	Duty Factor	Conducted Output Power + Duty Factor (dBm)	Max. Limit (dBm)	Max. Limit (W)	Result
100	5500	11.78	0.25	12.03	24.00	0.25	Complies
116	5580	11.06	0.25	11.31	24.00	0.25	Complies
140	5700	11.90	0.25	12.15	24.00	0.25	Complies

Test Mode	UNII-2C_TX N (HT20) Mode_Total
-----------	--------------------------------

Channel	Frequency (MHz)	Conducted Output Power (dBm)	Max. Limit (dBm)	Max. Limit (W)	Result
100	5500	14.45	24.00	0.25	Complies
116	5580	14.54	24.00	0.25	Complies
140	5700	14.48	24.00	0.25	Complies

Test Mode	UNII-2C_TX N (HT40) Mode_Ant. 1
-----------	---------------------------------

Channel	Frequency (MHz)	Conducted Output Power (dBm)	Duty Factor	Conducted Output Power + Duty Factor (dBm)	Max. Limit (dBm)	Max. Limit (W)	Result
102	5510	9.20	0.52	9.72	24.00	0.25	Complies
110	5550	10.82	0.52	11.34	24.00	0.25	Complies
134	5670	9.78	0.52	10.30	24.00	0.25	Complies

Test Mode	UNII-2C_TX N (HT40) Mode_Ant. 2
-----------	---------------------------------

Channel	Frequency (MHz)	Conducted Output Power (dBm)	Duty Factor	Conducted Output Power + Duty Factor (dBm)	Max. Limit (dBm)	Max. Limit (W)	Result
102	5510	10.19	0.52	10.71	24.00	0.25	Complies
110	5550	10.75	0.52	11.27	24.00	0.25	Complies
134	5670	10.82	0.52	11.34	24.00	0.25	Complies

Test Mode	UNII-2C_TX N (HT40) Mode_Total
-----------	--------------------------------

Channel	Frequency (MHz)	Conducted Output Power (dBm)	Max. Limit (dBm)	Max. Limit (W)	Result
102	5510	13.25	24.00	0.25	Complies
110	5550	14.31	24.00	0.25	Complies
134	5670	13.86	24.00	0.25	Complies

Test Mode	UNII-3_TX A Mode_Ant. 1
-----------	-------------------------

Channel	Frequency (MHz)	Conducted Output Power (dBm)	Duty Factor	Conducted Output Power + Duty Factor (dBm)	Max. Limit (dBm)	Max. Limit (W)	Result
149	5745	12.70	0.23	12.93	30.00	1.00	Complies
157	5785	12.03	0.23	12.26	30.00	1.00	Complies
165	5825	12.08	0.23	12.31	30.00	1.00	Complies

Test Mode	UNII-3_TX A Mode_Ant. 2
-----------	-------------------------

Channel	Frequency (MHz)	Conducted Output Power (dBm)	Duty Factor	Conducted Output Power + Duty Factor (dBm)	Max. Limit (dBm)	Max. Limit (W)	Result
149	5745	12.98	0.23	13.21	30.00	1.00	Complies
157	5785	10.49	0.23	10.72	30.00	1.00	Complies
165	5825	9.95	0.23	10.18	30.00	1.00	Complies

Test Mode	UNII-3_TX A Mode_Total
-----------	------------------------

Channel	Frequency (MHz)	Conducted Output Power (dBm)	Max. Limit (dBm)	Max. Limit (W)	Result
149	5745	16.08	30.00	1.00	Complies
157	5785	14.56	30.00	1.00	Complies
165	5825	14.38	30.00	1.00	Complies

Test Mode	UNII-3_TX N (HT20) Mode_Ant. 1
-----------	--------------------------------

Channel	Frequency (MHz)	Conducted Output Power (dBm)	Duty Factor	Conducted Output Power + Duty Factor (dBm)	Max. Limit (dBm)	Max. Limit (W)	Result
149	5745	11.52	0.25	11.77	30.00	1.00	Complies
157	5785	11.99	0.25	12.24	30.00	1.00	Complies
165	5825	11.92	0.25	12.17	30.00	1.00	Complies

Test Mode	UNII-3_TX N (HT20) Mode_Ant. 2
-----------	--------------------------------

Channel	Frequency (MHz)	Conducted Output Power (dBm)	Duty Factor	Conducted Output Power + Duty Factor (dBm)	Max. Limit (dBm)	Max. Limit (W)	Result
149	5745	11.79	0.25	12.04	30.00	1.00	Complies
157	5785	10.41	0.25	10.66	30.00	1.00	Complies
165	5825	9.82	0.25	10.07	30.00	1.00	Complies

Test Mode	UNII-3_TX N (HT20) Mode_Total
-----------	-------------------------------

Channel	Frequency (MHz)	Conducted Output Power (dBm)	Max. Limit (dBm)	Max. Limit (W)	Result
149	5745	14.91	30.00	1.00	Complies
157	5785	14.53	30.00	1.00	Complies
165	5825	14.25	30.00	1.00	Complies

Test Mode	UNII-3_TX N (HT40) Mode_Ant. 1
-----------	--------------------------------

Channel	Frequency (MHz)	Conducted Output Power (dBm)	Duty Factor	Conducted Output Power + Duty Factor (dBm)	Max. Limit (dBm)	Max. Limit (W)	Result
151	5755	10.35	0.52	10.87	30.00	1.00	Complies
159	5795	10.91	0.52	11.43	30.00	1.00	Complies

Test Mode	UNII-3_TX N (HT40) Mode_Ant. 2
-----------	--------------------------------

Channel	Frequency (MHz)	Conducted Output Power (dBm)	Duty Factor	Conducted Output Power + Duty Factor (dBm)	Max. Limit (dBm)	Max. Limit (W)	Result
151	5755	10.21	0.52	10.73	30.00	1.00	Complies
159	5795	8.88	0.52	9.40	30.00	1.00	Complies

Test Mode	UNII-3_TX N (HT40) Mode_Total
-----------	-------------------------------

Channel	Frequency (MHz)	Conducted Output Power (dBm)	Max. Limit (dBm)	Max. Limit (W)	Result
151	5755	13.81	30.00	1.00	Complies
159	5795	13.54	30.00	1.00	Complies

Test Mode	UNII-1_TX AC (VHT20) Mode_Ant. 1
-----------	----------------------------------

Channel	Frequency (MHz)	Conducted Output Power (dBm)	Duty Factor	Conducted Output Power + Duty Factor (dBm)	Max. Limit (dBm)	Max. Limit (W)	Result
36	5180	11.79	0.23	12.02	24.00	0.25	Complies
40	5200	10.36	0.23	10.59	24.00	0.25	Complies
48	5240	9.83	0.23	10.06	24.00	0.25	Complies

Test Mode	UNII-1_TX AC (VHT20) Mode_Ant. 2
-----------	----------------------------------

Channel	Frequency (MHz)	Conducted Output Power (dBm)	Duty Factor	Conducted Output Power + Duty Factor (dBm)	Max. Limit (dBm)	Max. Limit (W)	Result
36	5180	11.70	0.23	11.93	24.00	0.25	Complies
40	5200	11.34	0.23	11.57	24.00	0.25	Complies
48	5240	11.64	0.23	11.87	24.00	0.25	Complies

Test Mode	UNII-1_TX AC (VHT20) Mode_Total
-----------	---------------------------------

Channel	Frequency (MHz)	Conducted Output Power (dBm)	Max. Limit (dBm)	Max. Limit (W)	Result
36	5180	14.98	24.00	0.25	Complies
40	5200	14.12	24.00	0.25	Complies
48	5240	14.07	24.00	0.25	Complies

Test Mode	UNII-1_TX AC (VHT40) Mode_Ant. 1
-----------	----------------------------------

Channel	Frequency (MHz)	Conducted Output Power (dBm)	Duty Factor	Conducted Output Power + Duty Factor (dBm)	Max. Limit (dBm)	Max. Limit (W)	Result
38	5190	10.19	0.39	10.58	24.00	0.25	Complies
46	5230	8.55	0.39	8.94	24.00	0.25	Complies

Test Mode	UNII-1_TX AC (VHT40) Mode_Ant. 2
-----------	----------------------------------

Channel	Frequency (MHz)	Conducted Output Power (dBm)	Duty Factor	Conducted Output Power + Duty Factor (dBm)	Max. Limit (dBm)	Max. Limit (W)	Result
38	5190	10.41	0.39	10.80	24.00	0.25	Complies
46	5230	10.26	0.39	10.65	24.00	0.25	Complies

Test Mode	UNII-1_TX AC (VHT40) Mode_Total
-----------	---------------------------------

Channel	Frequency (MHz)	Conducted Output Power (dBm)	Max. Limit (dBm)	Max. Limit (W)	Result
38	5190	13.70	24.00	0.25	Complies
46	5230	12.89	24.00	0.25	Complies

Test Mode	UNII-1_TX AC (VHT80) Mode_Ant. 1
-----------	----------------------------------

Channel	Frequency (MHz)	Conducted Output Power (dBm)	Duty Factor	Conducted Output Power + Duty Factor (dBm)	Max. Limit (dBm)	Max. Limit (W)	Result
42	5210	6.31	0.81	7.12	24.00	0.25	Complies

Test Mode	UNII-1_TX AC (VHT80) Mode_Ant. 2
-----------	----------------------------------

Channel	Frequency (MHz)	Conducted Output Power (dBm)	Duty Factor	Conducted Output Power + Duty Factor (dBm)	Max. Limit (dBm)	Max. Limit (W)	Result
42	5210	7.59	0.81	8.40	24.00	0.25	Complies

Test Mode	UNII-1_TX AC (VHT80) Mode_Total
-----------	---------------------------------

Channel	Frequency (MHz)	Conducted Output Power (dBm)	Max. Limit (dBm)	Max. Limit (W)	Result
42	5210	10.81	24.00	0.25	Complies

Test Mode	UNII-2A_TX AC (VHT20) Mode_Ant. 1
-----------	-----------------------------------

Channel	Frequency (MHz)	Conducted Output Power (dBm)	Duty Factor	Conducted Output Power + Duty Factor (dBm)	Max. Limit (dBm)	Max. Limit (W)	Result
52	5260	8.54	0.23	8.77	24.00	0.25	Complies
60	5300	11.45	0.23	11.68	24.00	0.25	Complies
64	5320	11.93	0.23	12.16	24.00	0.25	Complies

Test Mode	UNII-2A_TX AC (VHT20) Mode_Ant. 2
-----------	-----------------------------------

Channel	Frequency (MHz)	Conducted Output Power (dBm)	Duty Factor	Conducted Output Power + Duty Factor (dBm)	Max. Limit (dBm)	Max. Limit (W)	Result
52	5260	11.00	0.23	11.23	24.00	0.25	Complies
60	5300	11.82	0.23	12.05	24.00	0.25	Complies
64	5320	11.39	0.23	11.62	24.00	0.25	Complies

Test Mode	UNII-2A_TX AC (VHT20) Mode_Total
-----------	----------------------------------

Channel	Frequency (MHz)	Conducted Output Power (dBm)	Max. Limit (dBm)	Max. Limit (W)	Result
52	5260	13.18	24.00	0.25	Complies
60	5300	14.88	24.00	0.25	Complies
64	5320	14.91	24.00	0.25	Complies

Test Mode	UNII-2A_TX AC (VHT40) Mode_Ant. 1
-----------	-----------------------------------

Channel	Frequency (MHz)	Conducted Output Power (dBm)	Duty Factor	Conducted Output Power + Duty Factor (dBm)	Max. Limit (dBm)	Max. Limit (W)	Result
54	5270	8.86	0.39	9.25	24.00	0.25	Complies
62	5310	10.15	0.39	10.54	24.00	0.25	Complies

Test Mode	UNII-2A_TX AC (VHT40) Mode_Ant. 2
-----------	-----------------------------------

Channel	Frequency (MHz)	Conducted Output Power (dBm)	Duty Factor	Conducted Output Power + Duty Factor (dBm)	Max. Limit (dBm)	Max. Limit (W)	Result
54	5270	10.26	0.39	10.65	24.00	0.25	Complies
62	5310	9.92	0.39	10.31	24.00	0.25	Complies

Test Mode	UNII-2A_TX AC (VHT40) Mode_Total
-----------	----------------------------------

Channel	Frequency (MHz)	Conducted Output Power (dBm)	Max. Limit (dBm)	Max. Limit (W)	Result
54	5270	13.02	24.00	0.25	Complies
62	5310	13.44	24.00	0.25	Complies

Test Mode	UNII-2A_TX AC (VHT80) Mode_Ant. 1
-----------	-----------------------------------

Channel	Frequency (MHz)	Conducted Output Power (dBm)	Duty Factor	Conducted Output Power + Duty Factor (dBm)	Max. Limit (dBm)	Max. Limit (W)	Result
58	5290	7.35	0.81	8.16	24.00	0.25	Complies

Test Mode	UNII-2A_TX AC (VHT80) Mode_Ant. 2
-----------	-----------------------------------

Channel	Frequency (MHz)	Conducted Output Power (dBm)	Duty Factor	Conducted Output Power + Duty Factor (dBm)	Max. Limit (dBm)	Max. Limit (W)	Result
58	5290	7.87	0.81	8.68	24.00	0.25	Complies

Test Mode	UNII-2A_TX AC (VHT80) Mode_Total
-----------	----------------------------------

Channel	Frequency (MHz)	Conducted Output Power (dBm)	Max. Limit (dBm)	Max. Limit (W)	Result
58	5290	11.44	24.00	0.25	Complies

Test Mode	UNII-2C_TX AC (VHT20) Mode_Ant. 1
-----------	-----------------------------------

Channel	Frequency (MHz)	Conducted Output Power (dBm)	Duty Factor	Conducted Output Power + Duty Factor (dBm)	Max. Limit (dBm)	Max. Limit (W)	Result
100	5500	10.52	0.23	10.75	24.00	0.25	Complies
116	5580	11.47	0.23	11.70	24.00	0.25	Complies
140	5700	9.44	0.23	9.67	24.00	0.25	Complies

Test Mode	UNII-2C_TX AC (VHT20) Mode_Ant. 2
-----------	-----------------------------------

Channel	Frequency (MHz)	Conducted Output Power (dBm)	Duty Factor	Conducted Output Power + Duty Factor (dBm)	Max. Limit (dBm)	Max. Limit (W)	Result
100	5500	11.87	0.23	12.10	24.00	0.25	Complies
116	5580	11.13	0.23	11.36	24.00	0.25	Complies
140	5700	10.95	0.23	11.18	24.00	0.25	Complies

Test Mode	UNII-2C_TX AC (VHT20) Mode_Total
-----------	----------------------------------

Channel	Frequency (MHz)	Conducted Output Power (dBm)	Max. Limit (dBm)	Max. Limit (W)	Result
100	5500	14.48	24.00	0.25	Complies
116	5580	14.54	24.00	0.25	Complies
140	5700	13.50	24.00	0.25	Complies

Test Mode	UNII-2C_TX AC (VHT40) Mode_Ant. 1
-----------	-----------------------------------

Channel	Frequency (MHz)	Conducted Output Power (dBm)	Duty Factor	Conducted Output Power + Duty Factor (dBm)	Max. Limit (dBm)	Max. Limit (W)	Result
102	5510	9.13	0.39	9.52	24.00	0.25	Complies
110	5550	10.86	0.39	11.25	24.00	0.25	Complies
134	5670	9.84	0.39	10.23	24.00	0.25	Complies

Test Mode	UNII-2C_TX AC (VHT40) Mode_Ant. 2
-----------	-----------------------------------

Channel	Frequency (MHz)	Conducted Output Power (dBm)	Duty Factor	Conducted Output Power + Duty Factor (dBm)	Max. Limit (dBm)	Max. Limit (W)	Result
102	5510	10.28	0.39	10.67	24.00	0.25	Complies
110	5550	10.78	0.39	11.17	24.00	0.25	Complies
134	5670	10.77	0.39	11.16	24.00	0.25	Complies

Test Mode	UNII-2C_TX AC (VHT40) Mode_Total
-----------	----------------------------------

Channel	Frequency (MHz)	Conducted Output Power (dBm)	Max. Limit (dBm)	Max. Limit (W)	Result
102	5510	13.14	24.00	0.25	Complies
110	5550	14.22	24.00	0.25	Complies
134	5670	13.73	24.00	0.25	Complies

Test Mode	UNII-2C_TX AC (VHT80) Mode_Ant. 1
-----------	-----------------------------------

Channel	Frequency (MHz)	Conducted Output Power (dBm)	Duty Factor	Conducted Output Power + Duty Factor (dBm)	Max. Limit (dBm)	Max. Limit (W)	Result
106	5530	6.88	0.81	7.69	24.00	0.25	Complies
122	5610	7.13	0.81	7.94	24.00	0.25	Complies

Test Mode	UNII-2C_TX AC (VHT80) Mode_Ant. 2
-----------	-----------------------------------

Channel	Frequency (MHz)	Conducted Output Power (dBm)	Duty Factor	Conducted Output Power + Duty Factor (dBm)	Max. Limit (dBm)	Max. Limit (W)	Result
106	5530	7.33	0.81	8.14	24.00	0.25	Complies
122	5610	6.56	0.81	7.37	24.00	0.25	Complies

Test Mode	UNII-2C_TX AC (VHT80) Mode_Total
-----------	----------------------------------

Channel	Frequency (MHz)	Conducted Output Power (dBm)	Max. Limit (dBm)	Max. Limit (W)	Result
106	5530	10.93	24.00	0.25	Complies
122	5610	10.67	24.00	0.25	Complies

Test Mode	UNII-3_TX AC (VHT20) Mode_Ant. 1
-----------	----------------------------------

Channel	Frequency (MHz)	Conducted Output Power (dBm)	Duty Factor	Conducted Output Power + Duty Factor (dBm)	Max. Limit (dBm)	Max. Limit (W)	Result
149	5745	11.63	0.23	11.86	30.00	1.00	Complies
157	5785	11.94	0.23	12.17	30.00	1.00	Complies
165	5825	11.88	0.23	12.11	30.00	1.00	Complies

Test Mode	UNII-3_TX AC (VHT20) Mode_Ant. 2
-----------	----------------------------------

Channel	Frequency (MHz)	Conducted Output Power (dBm)	Duty Factor	Conducted Output Power + Duty Factor (dBm)	Max. Limit (dBm)	Max. Limit (W)	Result
149	5745	11.85	0.23	12.08	30.00	1.00	Complies
157	5785	10.57	0.23	10.80	30.00	1.00	Complies
165	5825	9.87	0.23	10.10	30.00	1.00	Complies

Test Mode	UNII-3_TX AC (VHT20) Mode_Total
-----------	---------------------------------

Channel	Frequency (MHz)	Conducted Output Power (dBm)	Max. Limit (dBm)	Max. Limit (W)	Result
149	5745	14.98	30.00	1.00	Complies
157	5785	14.55	30.00	1.00	Complies
165	5825	14.23	30.00	1.00	Complies

Test Mode	UNII-3_TX AC (VHT40) Mode_Ant. 1
-----------	----------------------------------

Channel	Frequency (MHz)	Conducted Output Power (dBm)	Duty Factor	Conducted Output Power + Duty Factor (dBm)	Max. Limit (dBm)	Max. Limit (W)	Result
151	5755	10.34	0.39	10.73	30.00	1.00	Complies
159	5795	10.88	0.39	11.27	30.00	1.00	Complies

Test Mode	UNII-3_TX AC (VHT40) Mode_Ant. 2
-----------	----------------------------------

Channel	Frequency (MHz)	Conducted Output Power (dBm)	Duty Factor	Conducted Output Power + Duty Factor (dBm)	Max. Limit (dBm)	Max. Limit (W)	Result
151	5755	10.22	0.39	10.61	30.00	1.00	Complies
159	5795	8.89	0.39	9.28	30.00	1.00	Complies

Test Mode	UNII-3_TX AC (VHT40) Mode_Total
-----------	---------------------------------

Channel	Frequency (MHz)	Conducted Output Power (dBm)	Max. Limit (dBm)	Max. Limit (W)	Result
151	5755	13.68	30.00	1.00	Complies
159	5795	13.40	30.00	1.00	Complies

Test Mode	UNII-3_TX AC (VHT80) Mode_Ant. 1
-----------	----------------------------------

Channel	Frequency (MHz)	Conducted Output Power (dBm)	Duty Factor	Conducted Output Power + Duty Factor (dBm)	Max. Limit (dBm)	Max. Limit (W)	Result
155	5775	7.26	0.81	8.07	30.00	1.00	Complies

Test Mode	UNII-3_TX AC (VHT80) Mode_Ant. 2
-----------	----------------------------------

Channel	Frequency (MHz)	Conducted Output Power (dBm)	Duty Factor	Conducted Output Power + Duty Factor (dBm)	Max. Limit (dBm)	Max. Limit (W)	Result
155	5775	6.18	0.81	6.99	30.00	1.00	Complies

Test Mode	UNII-3_TX AC (VHT80) Mode_Total
-----------	---------------------------------

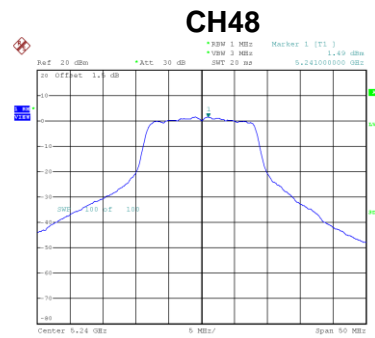
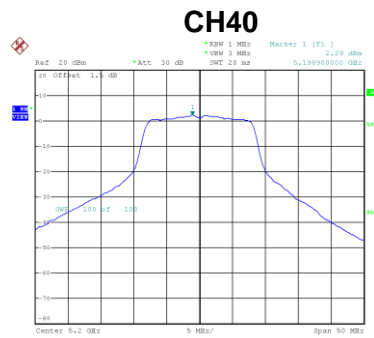
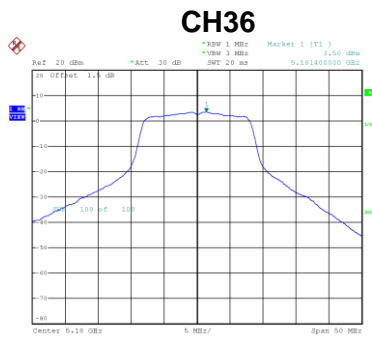
Channel	Frequency (MHz)	Conducted Output Power (dBm)	Max. Limit (dBm)	Max. Limit (W)	Result
155	5775	10.57	30.00	1.00	Complies

APPENDIX G - POWER SPECTRAL DENSITY

Non-Beamforming

Test Mode UNII-1_TX A Mode_Ant. 1

Channel	Frequency (MHz)	Power Spectral Density (dBm/MHz)	Duty Factor	Power Spectral Density + Duty Factor (dBm/MHz)	Max. Limit (dBm/MHz)	Result
36	5180	3.50	0.23	3.73	11.00	Complies
40	5200	2.29	0.23	2.52	11.00	Complies
48	5240	1.49	0.23	1.72	11.00	Complies



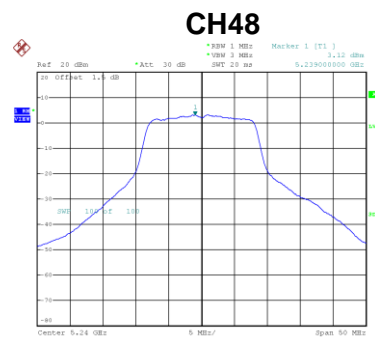
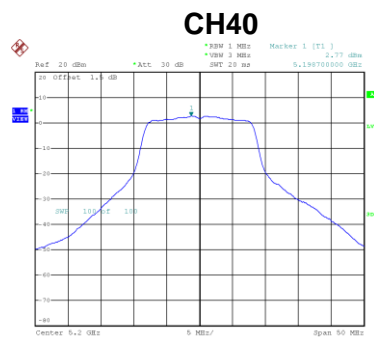
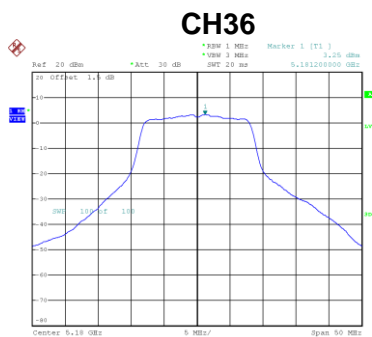
Date: 19_SEP.2019 14:49:39

Date: 19_SEP.2019 14:53:21

Date: 19_SEP.2019 14:53:56

Test Mode UNII-1_TX A Mode_Ant. 2

Channel	Frequency (MHz)	Power Spectral Density (dBm/MHz)	Duty Factor	Power Spectral Density + Duty Factor (dBm/MHz)	Max. Limit (dBm/MHz)	Result
36	5180	3.25	0.23	3.48	11.00	Complies
40	5200	2.77	0.23	3.00	11.00	Complies
48	5240	3.12	0.23	3.35	11.00	Complies



Date: 19_SEP.2019 14:50:40

Date: 19_SEP.2019 14:52:55

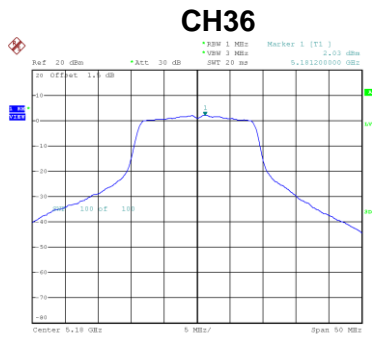
Date: 19_SEP.2019 14:54:22

Test Mode	UNII-1_TX A Mode_Total
-----------	------------------------

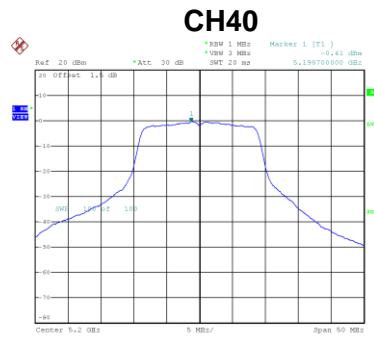
Channel	Frequency (MHz)	Power Spectral Density (dBm/MHz)	Max. Limit (dBm/MHz)	Result
36	5180	6.61	11.00	Complies
40	5200	5.77	11.00	Complies
48	5240	5.62	11.00	Complies

Test Mode UNII-1_TX N (HT20) Mode_Ant. 1

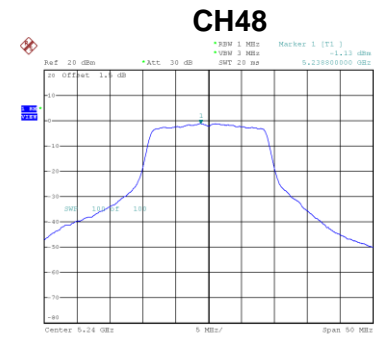
Channel	Frequency (MHz)	Power Spectral Density (dBm/MHz)	Duty Factor	Power Spectral Density + Duty Factor (dBm/MHz)	Max. Limit (dBm/MHz)	Result
36	5180	2.03	0.25	2.28	11.00	Complies
40	5200	-0.41	0.25	-0.16	11.00	Complies
48	5240	-1.13	0.25	-0.88	11.00	Complies



Date: 19_SEP.2019 14:58:24



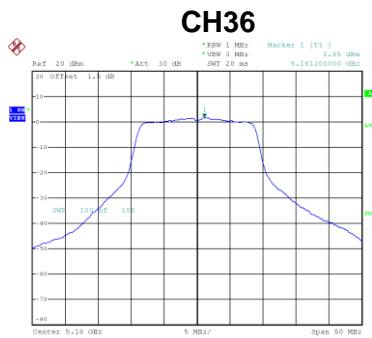
Date: 19_SEP.2019 14:59:14



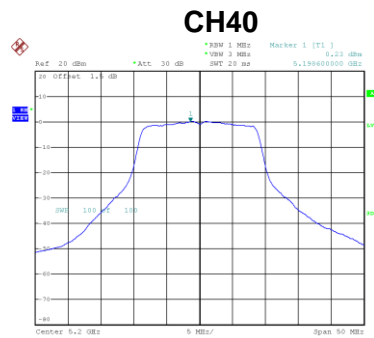
Date: 19_SEP.2019 15:00:45

Test Mode UNII-1_TX N (HT20) Mode_Ant. 2

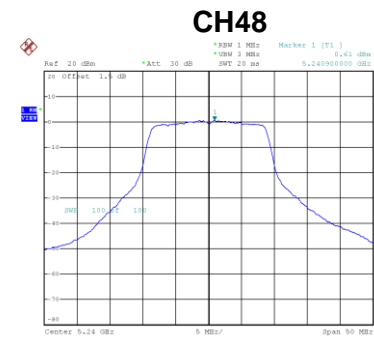
Channel	Frequency (MHz)	Power Spectral Density (dBm/MHz)	Duty Factor	Power Spectral Density + Duty Factor (dBm/MHz)	Max. Limit (dBm/MHz)	Result
36	5180	1.65	0.25	1.90	11.00	Complies
40	5200	0.23	0.25	0.48	11.00	Complies
48	5240	0.61	0.25	0.86	11.00	Complies



Date: 19_SEP.2019 14:57:12



Date: 19_SEP.2019 14:59:39



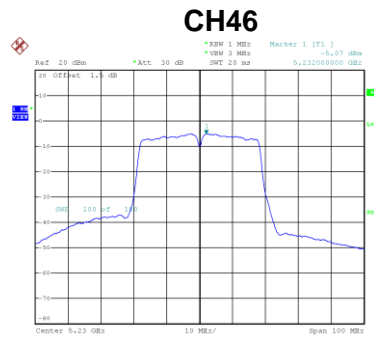
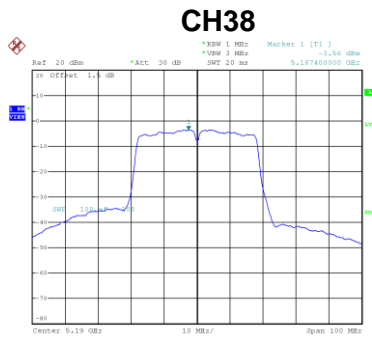
Date: 19_SEP.2019 15:00:17

Test Mode	UNII-1_TX N (HT20) Mode_Total
-----------	-------------------------------

Channel	Frequency (MHz)	Power Spectral Density (dBm/MHz)	Max. Limit (dBm/MHz)	Result
36	5180	5.10	11.00	Complies
40	5200	3.18	11.00	Complies
48	5240	3.08	11.00	Complies

Test Mode	UNII-1_TX N (HT40) Mode_Ant. 1
-----------	--------------------------------

Channel	Frequency (MHz)	Power Spectral Density (dBm/MHz)	Duty Factor	Power Spectral Density + Duty Factor (dBm/MHz)	Max. Limit (dBm/MHz)	Result
38	5190	-3.56	0.52	-3.04	11.00	Complies
46	5230	-5.07	0.52	-4.55	11.00	Complies

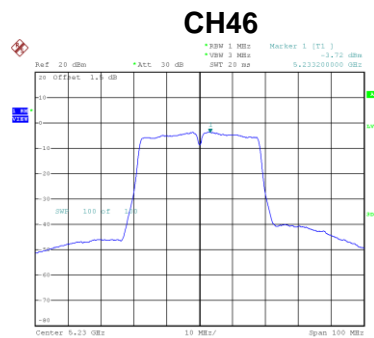
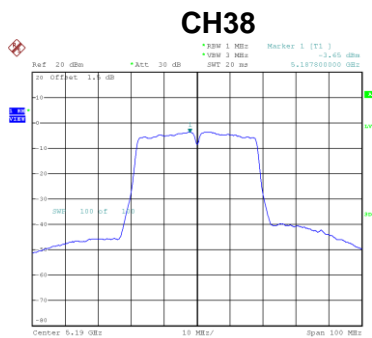


Date: 19_SEP.2019 15:05:35

Date: 19_SEP.2019 15:06:08

Test Mode	UNII-1_TX N (HT40) Mode_Ant. 2
-----------	--------------------------------

Channel	Frequency (MHz)	Power Spectral Density (dBm/MHz)	Duty Factor	Power Spectral Density + Duty Factor (dBm/MHz)	Max. Limit (dBm/MHz)	Result
38	5190	-3.65	0.52	-3.13	11.00	Complies
46	5230	-3.72	0.52	-3.20	11.00	Complies



Date: 19_SEP.2019 15:05:08

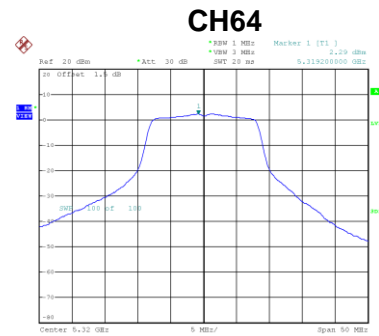
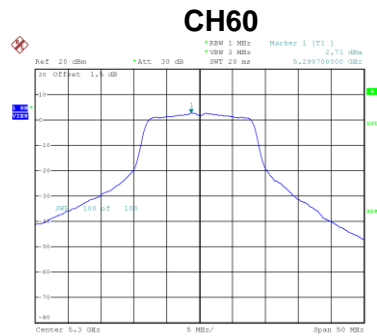
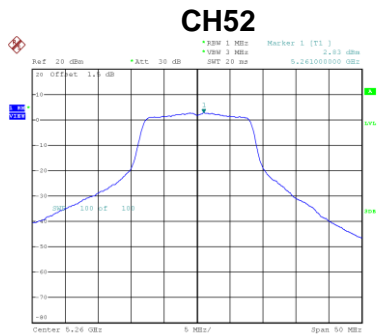
Date: 19_SEP.2019 15:06:42

Test Mode	UNII-1_TX N (HT40) Mode_Total
-----------	-------------------------------

Channel	Frequency (MHz)	Power Spectral Density (dBm/MHz)	Max. Limit (dBm/MHz)	Result
38	5190	-0.08	11.00	Complies
46	5230	-0.82	11.00	Complies

Test Mode UNII-2A_TX A Mode_Ant. 1

Channel	Frequency (MHz)	Power Spectral Density (dBm/MHz)	Duty Factor	Power Spectral Density + Duty Factor (dBm/MHz)	Max. Limit (dBm/MHz)	Result
52	5260	2.83	0.23	3.06	11.00	Complies
60	5300	2.71	0.23	2.94	11.00	Complies
64	5320	2.29	0.23	2.52	11.00	Complies



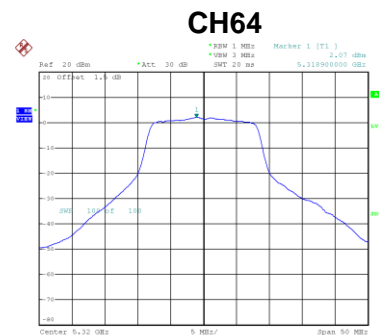
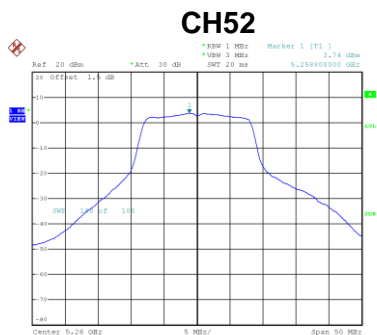
Date: 24.SEP.2019 14:43:38

Date: 24.SEP.2019 14:44:12

Date: 24.SEP.2019 14:47:00

Test Mode UNII-2A_TX A Mode_Ant. 2

Channel	Frequency (MHz)	Power Spectral Density (dBm/MHz)	Duty Factor	Power Spectral Density + Duty Factor (dBm/MHz)	Max. Limit (dBm/MHz)	Result
52	5260	3.74	0.23	3.97	11.00	Complies
60	5300	2.70	0.23	2.93	11.00	Complies
64	5320	2.07	0.23	2.30	11.00	Complies



Date: 24.SEP.2019 14:42:54

Date: 24.SEP.2019 14:44:50

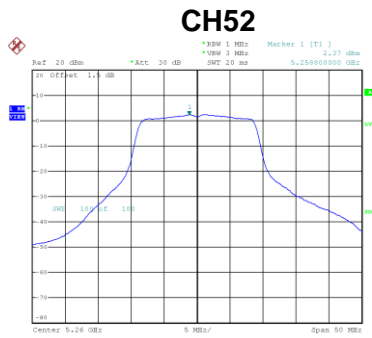
Date: 24.SEP.2019 14:46:24

Test Mode	UNII-2A_TX A Mode_Total
-----------	-------------------------

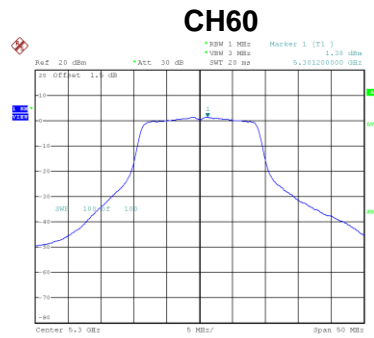
Channel	Frequency (MHz)	Power Spectral Density (dBm/MHz)	Max. Limit (dBm/MHz)	Result
52	5260	6.54	11.00	Complies
60	5300	5.94	11.00	Complies
64	5320	5.42	11.00	Complies

Test Mode UNII-2A_TX N (HT20) Mode_Ant. 1

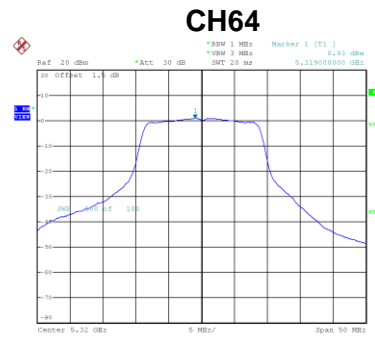
Channel	Frequency (MHz)	Power Spectral Density (dBm/MHz)	Duty Factor	Power Spectral Density + Duty Factor (dBm/MHz)	Max. Limit (dBm/MHz)	Result
52	5260	2.37	0.25	2.62	11.00	Complies
60	5300	1.38	0.25	1.63	11.00	Complies
64	5320	0.93	0.25	1.18	11.00	Complies



Date: 24.SEP.2019 15:02:27



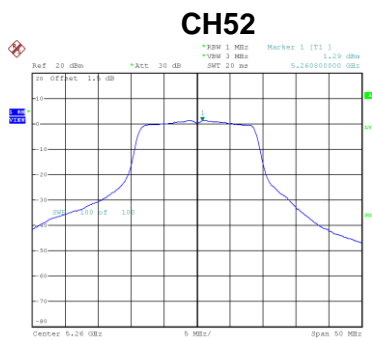
Date: 24.SEP.2019 15:04:23



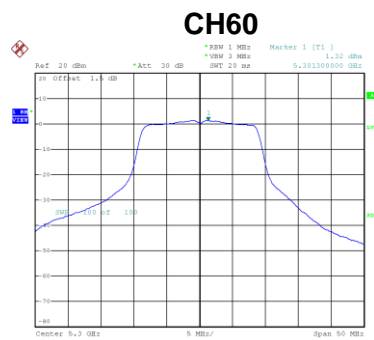
Date: 24.SEP.2019 15:05:20

Test Mode UNII-2A_TX N (HT20) Mode_Ant. 2

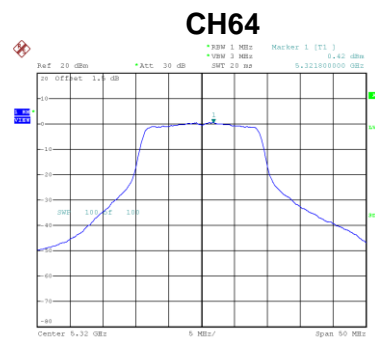
Channel	Frequency (MHz)	Power Spectral Density (dBm/MHz)	Duty Factor	Power Spectral Density + Duty Factor (dBm/MHz)	Max. Limit (dBm/MHz)	Result
52	5260	1.29	0.25	1.54	11.00	Complies
60	5300	1.32	0.25	1.57	11.00	Complies
64	5320	0.42	0.25	0.67	11.00	Complies



Date: 24.SEP.2019 15:02:53



Date: 24.SEP.2019 15:03:50



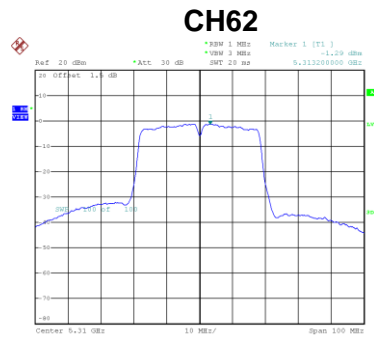
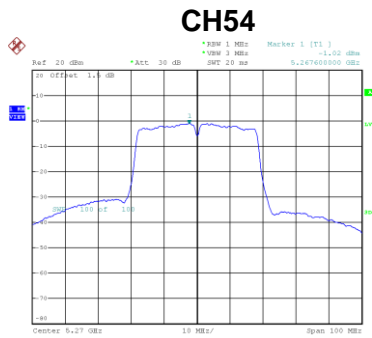
Date: 24.SEP.2019 15:04:56

Test Mode	UNII-2A_TX N (HT20) Mode_Total
-----------	--------------------------------

Channel	Frequency (MHz)	Power Spectral Density (dBm/MHz)	Max. Limit (dBm/MHz)	Result
52	5260	5.12	11.00	Complies
60	5300	4.61	11.00	Complies
64	5320	3.94	11.00	Complies

Test Mode	UNII-2A_TX N (HT40) Mode_Ant. 1
-----------	---------------------------------

Channel	Frequency (MHz)	Power Spectral Density (dBm/MHz)	Duty Factor	Power Spectral Density + Duty Factor (dBm/MHz)	Max. Limit (dBm/MHz)	Result
54	5270	-1.02	0.52	-0.50	11.00	Complies
62	5310	-1.29	0.52	-0.77	11.00	Complies

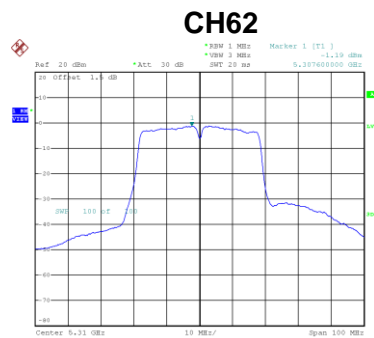
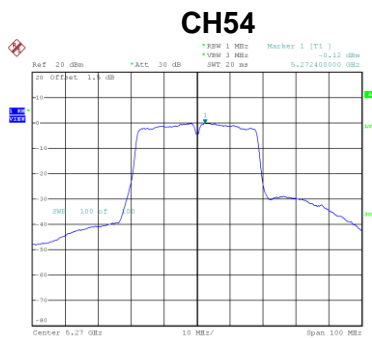


Date: 24.SEP.2019 15:30:50

Date: 24.SEP.2019 15:32:43

Test Mode	UNII-2A_TX N (HT40) Mode_Ant. 2
-----------	---------------------------------

Channel	Frequency (MHz)	Power Spectral Density (dBm/MHz)	Duty Factor	Power Spectral Density + Duty Factor (dBm/MHz)	Max. Limit (dBm/MHz)	Result
54	5270	-0.12	0.52	0.40	11.00	Complies
62	5310	-1.19	0.52	-0.67	11.00	Complies



Date: 24.SEP.2019 15:31:19

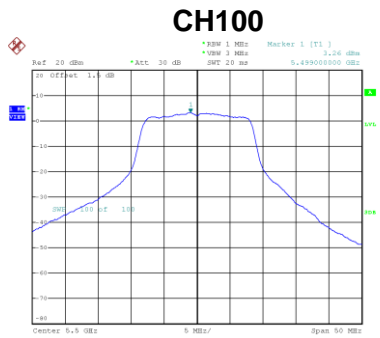
Date: 24.SEP.2019 15:32:16

Test Mode	UNII-2A_TX N (HT40) Mode_Total
-----------	--------------------------------

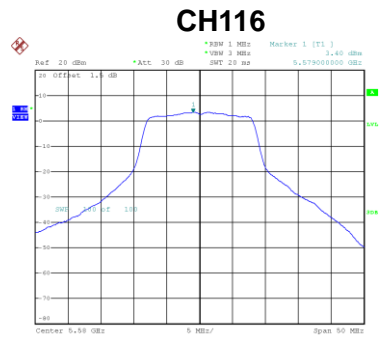
Channel	Frequency (MHz)	Power Spectral Density (dBm/MHz)	Max. Limit (dBm/MHz)	Result
54	5270	2.98	11.00	Complies
62	5310	2.29	11.00	Complies

Test Mode UNII-2C_TX A Mode_Ant. 1

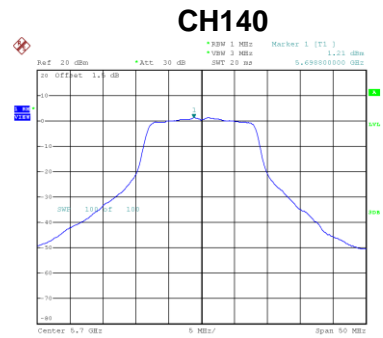
Channel	Frequency (MHz)	Power Spectral Density (dBm/MHz)	Duty Factor	Power Spectral Density + Duty Factor (dBm/MHz)	Max. Limit (dBm/MHz)	Result
100	5500	3.26	0.23	3.49	11.00	Complies
116	5580	3.40	0.23	3.63	11.00	Complies
140	5700	1.21	0.23	1.44	11.00	Complies



Date: 24.SEP.2019 14:47:32



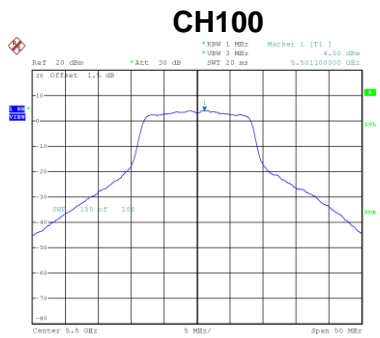
Date: 24.SEP.2019 14:49:14



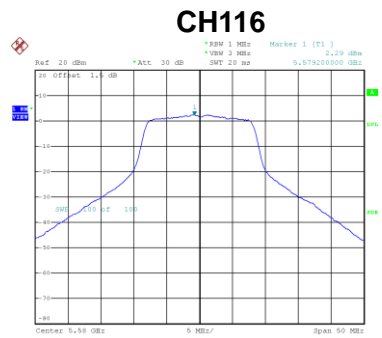
Date: 24.SEP.2019 14:50:03

Test Mode UNII-2C_TX A Mode_Ant. 2

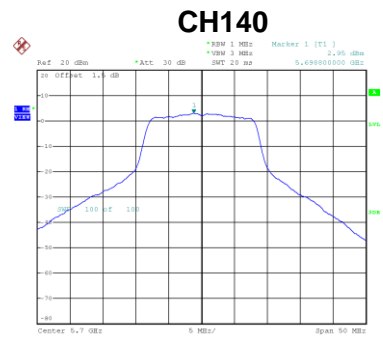
Channel	Frequency (MHz)	Power Spectral Density (dBm/MHz)	Duty Factor	Power Spectral Density + Duty Factor (dBm/MHz)	Max. Limit (dBm/MHz)	Result
100	5500	4.00	0.23	4.23	11.00	Complies
116	5580	2.29	0.23	2.52	11.00	Complies
140	5700	2.95	0.23	3.18	11.00	Complies



Date: 24.SEP.2019 14:48:12



Date: 24.SEP.2019 14:48:49



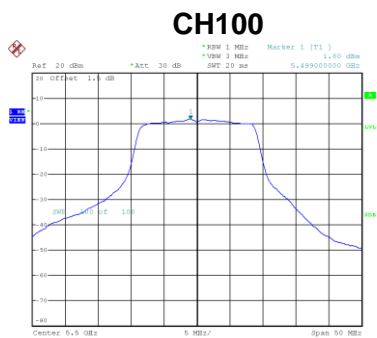
Date: 24.SEP.2019 14:50:33

Test Mode	UNII-2C_TX A Mode_Total
-----------	-------------------------

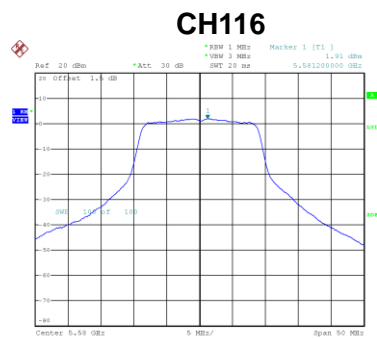
Channel	Frequency (MHz)	Power Spectral Density (dBm/MHz)	Max. Limit (dBm/MHz)	Result
100	5500	6.88	11.00	Complies
116	5580	6.12	11.00	Complies
140	5700	5.40	11.00	Complies

Test Mode UNII-2C_TX N (HT20) Mode_Ant. 1

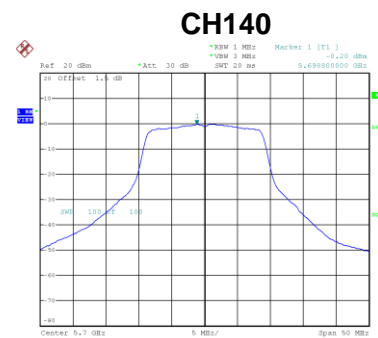
Channel	Frequency (MHz)	Power Spectral Density (dBm/MHz)	Duty Factor	Power Spectral Density + Duty Factor (dBm/MHz)	Max. Limit (dBm/MHz)	Result
100	5500	1.80	0.25	2.05	11.00	Complies
116	5580	1.91	0.25	2.16	11.00	Complies
140	5700	-0.20	0.25	0.05	11.00	Complies



Date: 24.SEP.2019 15:06:01



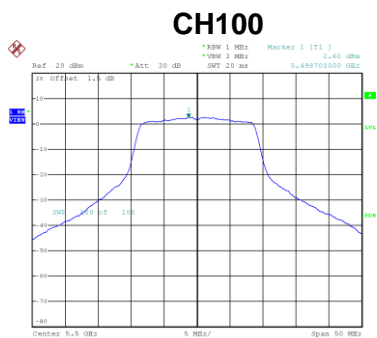
Date: 24.SEP.2019 15:08:55



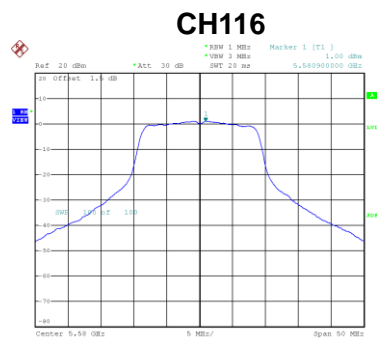
Date: 24.SEP.2019 15:09:55

Test Mode UNII-2C_TX N (HT20) Mode_Ant. 2

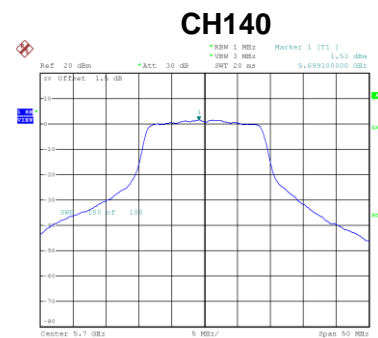
Channel	Frequency (MHz)	Power Spectral Density (dBm/MHz)	Duty Factor	Power Spectral Density + Duty Factor (dBm/MHz)	Max. Limit (dBm/MHz)	Result
100	5500	2.60	0.25	2.85	11.00	Complies
116	5580	1.00	0.25	1.25	11.00	Complies
140	5700	1.53	0.25	1.78	11.00	Complies



Date: 24.SEP.2019 15:06:26



Date: 24.SEP.2019 15:08:01



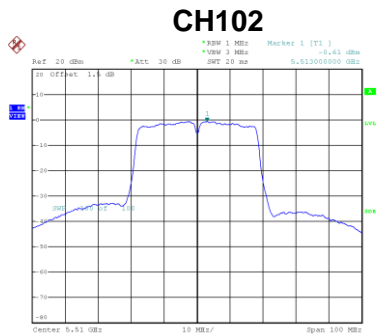
Date: 24.SEP.2019 15:10:28

Test Mode	UNII-2C_TX N (HT20) Mode_Total
-----------	--------------------------------

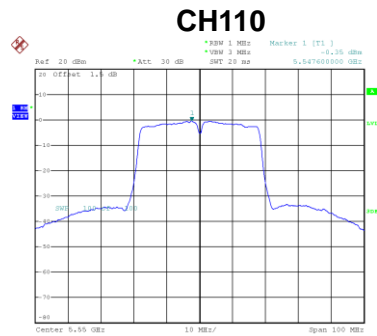
Channel	Frequency (MHz)	Power Spectral Density (dBm/MHz)	Max. Limit (dBm/MHz)	Result
100	5500	5.47	11.00	Complies
116	5580	4.73	11.00	Complies
140	5700	4.01	11.00	Complies

Test Mode UNII-2C_TX N (HT40) Mode_Ant. 1

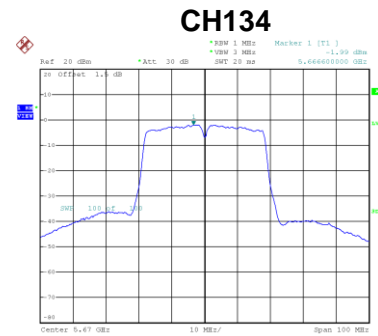
Channel	Frequency (MHz)	Power Spectral Density (dBm/MHz)	Duty Factor	Power Spectral Density + Duty Factor (dBm/MHz)	Max. Limit (dBm/MHz)	Result
102	5510	-0.61	0.52	-0.09	11.00	Complies
110	5550	-0.35	0.52	0.17	11.00	Complies
134	5670	-1.99	0.52	-1.47	11.00	Complies



Date: 24.SEP.2019 15:33:30



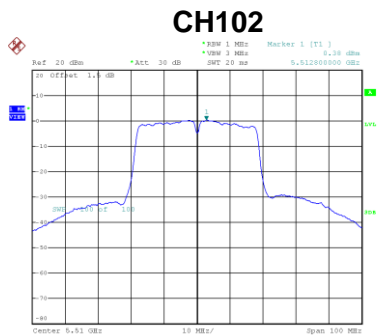
Date: 24.SEP.2019 15:33:08



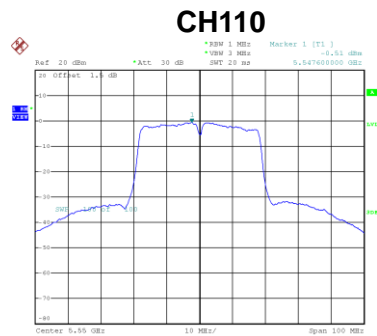
Date: 24.SEP.2019 15:33:49

Test Mode UNII-2C_TX N (HT40) Mode_Ant. 2

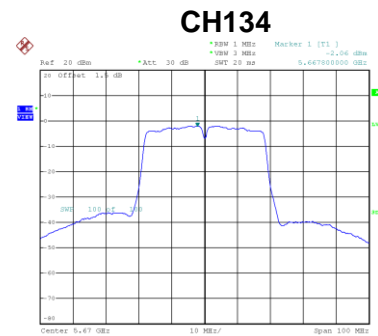
Channel	Frequency (MHz)	Power Spectral Density (dBm/MHz)	Duty Factor	Power Spectral Density + Duty Factor (dBm/MHz)	Max. Limit (dBm/MHz)	Result
102	5510	0.38	0.52	0.90	11.00	Complies
110	5550	-0.51	0.52	0.01	11.00	Complies
134	5670	-2.06	0.52	-1.54	11.00	Complies



Date: 24.SEP.2019 15:34:04



Date: 24.SEP.2019 15:34:57



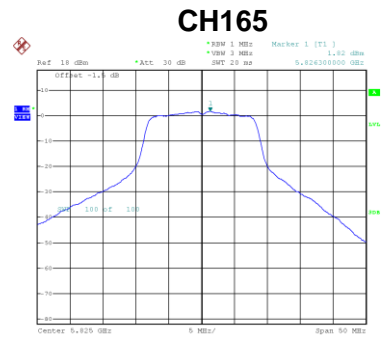
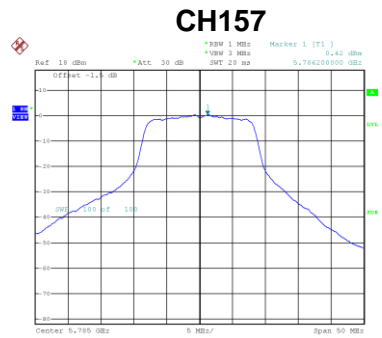
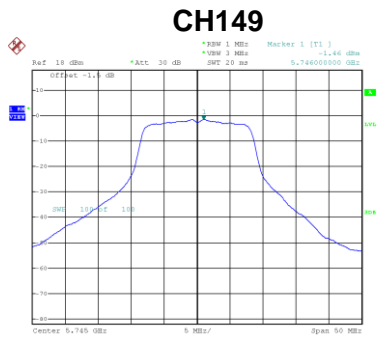
Date: 24.SEP.2019 15:35:13

Test Mode	UNII-2C_TX N (HT40) Mode_Total
-----------	--------------------------------

Channel	Frequency (MHz)	Power Spectral Density (dBm/MHz)	Max. Limit (dBm/MHz)	Result
102	5510	3.44	11.00	Complies
110	5550	3.10	11.00	Complies
134	5670	1.50	11.00	Complies

Test Mode UNII-3_TX A Mode_Ant. 1

Channel	Frequency (MHz)	Power Spectral Density (dBm/500 kHz)	Duty Factor	Power Spectral Density + Duty Factor (dBm/500 kHz)	Max. Limit (dBm/500 kHz)	Result
149	5745	-1.46	0.23	-1.23	30.00	Complies
157	5785	0.42	0.23	0.65	30.00	Complies
165	5825	1.82	0.23	2.05	30.00	Complies



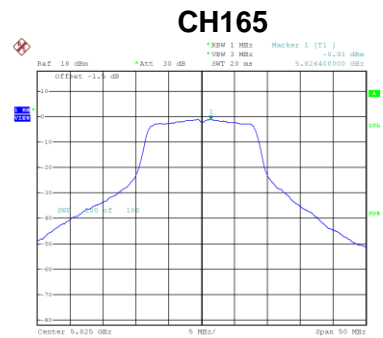
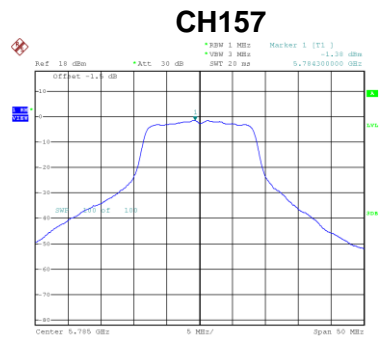
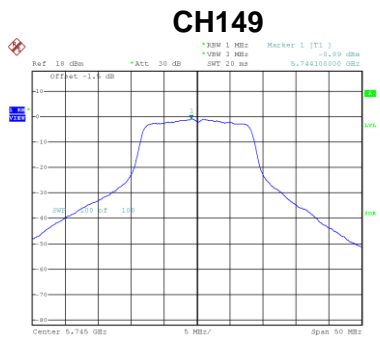
Date: 24.SEP.2019 14:51:37

Date: 24.SEP.2019 14:52:23

Date: 24.SEP.2019 14:51:02

Test Mode UNII-3_TX A Mode_Ant. 2

Channel	Frequency (MHz)	Power Spectral Density (dBm/500 kHz)	Duty Factor	Power Spectral Density + Duty Factor (dBm/500 kHz)	Max. Limit (dBm/500 kHz)	Result
149	5745	-0.89	0.23	-0.66	30.00	Complies
157	5785	-1.38	0.23	-1.15	30.00	Complies
165	5825	-0.91	0.23	-0.68	30.00	Complies



Date: 24.SEP.2019 14:51:09

Date: 24.SEP.2019 14:52:55

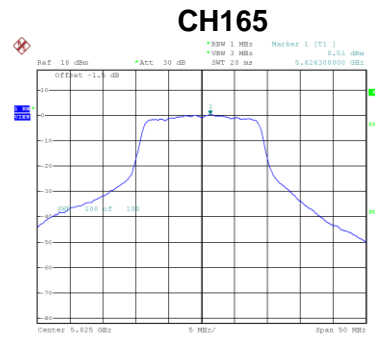
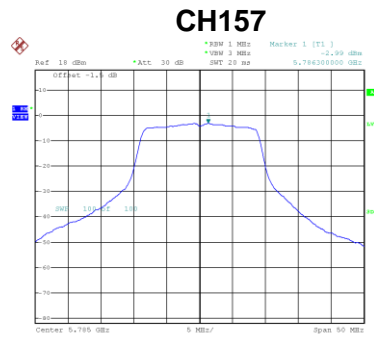
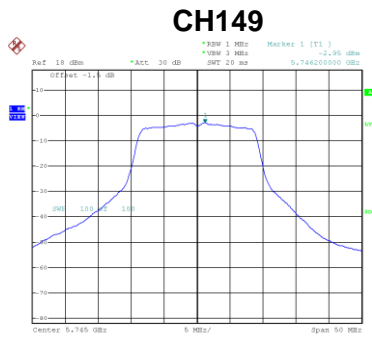
Date: 24.SEP.2019 14:53:20

Test Mode	UNII-3_TX A Mode_Total
-----------	------------------------

Channel	Frequency (MHz)	Power Spectral Density (dBm/500 kHz)	Max. Limit (dBm/500 kHz)	Result
149	5745	2.07	30.00	Complies
157	5785	2.85	30.00	Complies
165	5825	3.90	30.00	Complies

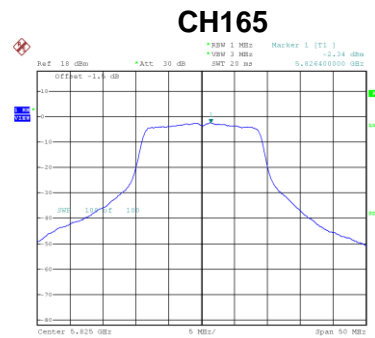
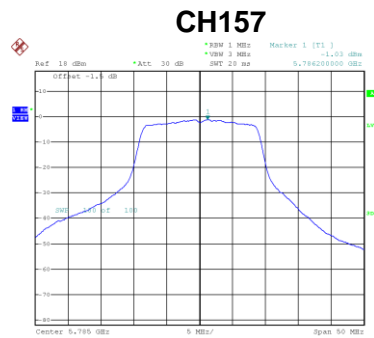
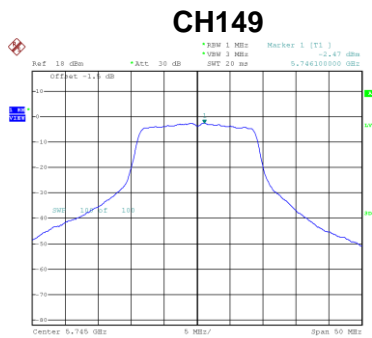
Test Mode UNII-3_TX N (HT20) Mode_Ant. 1

Channel	Frequency (MHz)	Power Spectral Density (dBm/500 kHz)	Duty Factor	Power Spectral Density + Duty Factor (dBm/500 kHz)	Max. Limit (dBm/500 kHz)	Result
149	5745	-2.95	0.25	-2.70	30.00	Complies
157	5785	-2.99	0.25	-2.74	30.00	Complies
165	5825	0.51	0.25	0.76	30.00	Complies



Test Mode UNII-3_TX N (HT20) Mode_Ant. 2

Channel	Frequency (MHz)	Power Spectral Density (dBm/500 kHz)	Duty Factor	Power Spectral Density + Duty Factor (dBm/500 kHz)	Max. Limit (dBm/500 kHz)	Result
149	5745	-2.47	0.25	-2.22	30.00	Complies
157	5785	-1.03	0.25	-0.78	30.00	Complies
165	5825	-2.34	0.25	-2.09	30.00	Complies

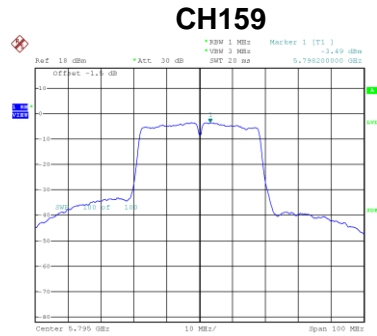
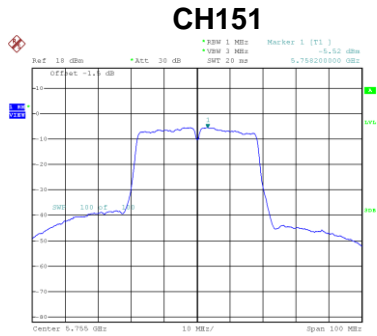


Test Mode	UNII-3_TX N (HT20) Mode_Total
-----------	-------------------------------

Channel	Frequency (MHz)	Power Spectral Density (dBm/500 kHz)	Max. Limit (dBm/500 kHz)	Result
149	5745	0.55	30.00	Complies
157	5785	1.36	30.00	Complies
165	5825	2.57	30.00	Complies

Test Mode	UNII-3_TX N (HT40) Mode_Ant. 1
-----------	--------------------------------

Channel	Frequency (MHz)	Power Spectral Density (dBm/500 kHz)	Duty Factor	Power Spectral Density + Duty Factor (dBm/500 kHz)	Max. Limit (dBm/500 kHz)	Result
151	5755	-5.52	0.52	-5.00	30.00	Complies
159	5795	-3.49	0.52	-2.97	30.00	Complies

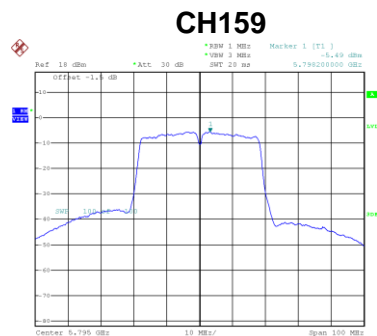


Date: 24.SEP.2019 15:53:43

Date: 24.SEP.2019 15:55:48

Test Mode	UNII-3_TX N (HT40) Mode_Ant. 2
-----------	--------------------------------

Channel	Frequency (MHz)	Power Spectral Density (dBm/500 kHz)	Duty Factor	Power Spectral Density + Duty Factor (dBm/500 kHz)	Max. Limit (dBm/500 kHz)	Result
151	5755	-5.23	0.52	-4.71	30.00	Complies
159	5795	-5.49	0.52	-4.97	30.00	Complies



Date: 24.SEP.2019 15:54:20

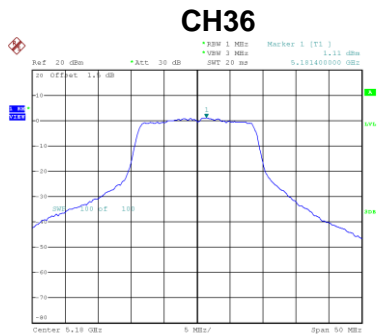
Date: 24.SEP.2019 15:55:18

Test Mode	UNII-3_TX N (HT40) Mode_Total
-----------	-------------------------------

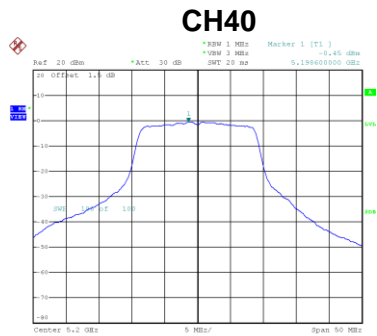
Channel	Frequency (MHz)	Power Spectral Density (dBm/500 kHz)	Max. Limit (dBm/500 kHz)	Result
151	5755	-1.85	30.00	Complies
159	5795	-0.85	30.00	Complies

Test Mode UNII-1_TX AC (VHT20) Mode_Ant. 1

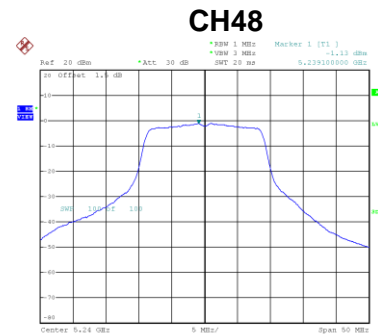
Channel	Frequency (MHz)	Power Spectral Density (dBm/MHz)	Duty Factor	Power Spectral Density + Duty Factor (dBm/MHz)	Max. Limit (dBm/MHz)	Result
36	5180	1.11	0.23	1.34	11.00	Complies
40	5200	-0.45	0.23	-0.22	11.00	Complies
48	5240	-1.13	0.23	-0.90	11.00	Complies



Date: 19_SEP.2019 15:01:34



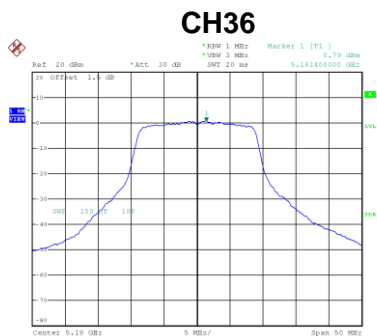
Date: 19_SEP.2019 15:02:58



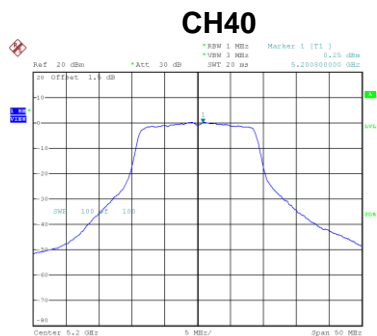
Date: 19_SEP.2019 15:03:45

Test Mode UNII-1_TX AC (VHT20) Mode_Ant. 2

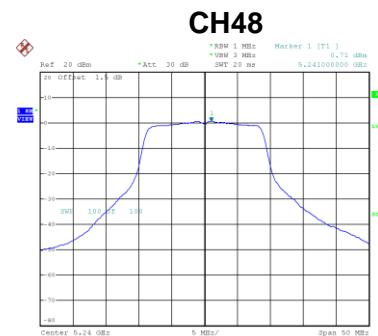
Channel	Frequency (MHz)	Power Spectral Density (dBm/MHz)	Duty Factor	Power Spectral Density + Duty Factor (dBm/MHz)	Max. Limit (dBm/MHz)	Result
36	5180	0.79	0.23	1.02	11.00	Complies
40	5200	0.25	0.23	0.48	11.00	Complies
48	5240	0.71	0.23	0.94	11.00	Complies



Date: 19_SEP.2019 15:02:00



Date: 19_SEP.2019 15:02:35



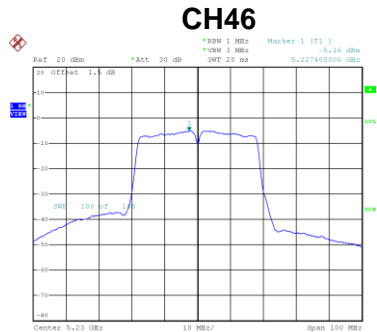
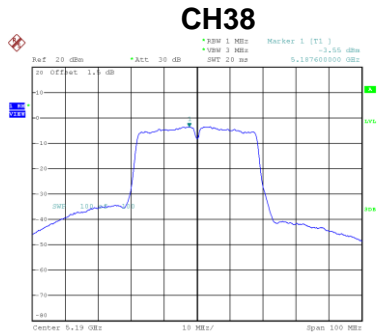
Date: 19_SEP.2019 15:04:09

Test Mode	UNII-1_TX AC (VHT20) Mode_Total
-----------	---------------------------------

Channel	Frequency (MHz)	Power Spectral Density (dBm/MHz)	Max. Limit (dBm/MHz)	Result
36	5180	4.19	11.00	Complies
40	5200	3.15	11.00	Complies
48	5240	3.12	11.00	Complies

Test Mode UNII-1_TX AC (VHT40) Mode_Ant. 1

Channel	Frequency (MHz)	Power Spectral Density (dBm/MHz)	Duty Factor	Power Spectral Density + Duty Factor (dBm/MHz)	Max. Limit (dBm/MHz)	Result
38	5190	-3.55	0.39	-3.16	11.00	Complies
46	5230	-5.16	0.39	-4.77	11.00	Complies

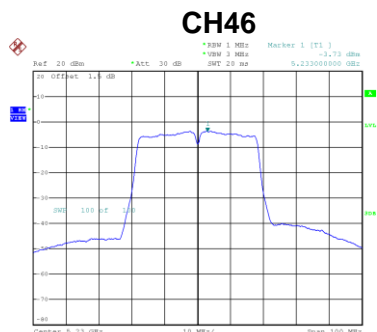
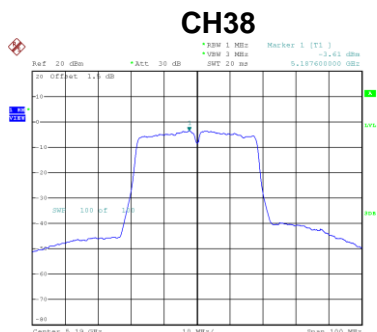


Date: 19_SEP.2019 15:09:00

Date: 19_SEP.2019 15:10:25

Test Mode UNII-1_TX AC (VHT40) Mode_Ant. 2

Channel	Frequency (MHz)	Power Spectral Density (dBm/MHz)	Duty Factor	Power Spectral Density + Duty Factor (dBm/MHz)	Max. Limit (dBm/MHz)	Result
38	5190	-3.61	0.39	-3.22	11.00	Complies
46	5230	-3.73	0.39	-3.34	11.00	Complies



Date: 19_SEP.2019 15:08:34

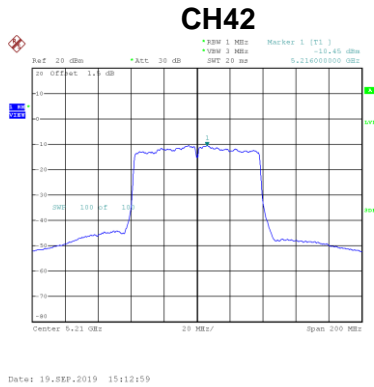
Date: 19_SEP.2019 15:10:56

Test Mode UNII-1_TX AC (VHT40) Mode_Total

Channel	Frequency (MHz)	Power Spectral Density (dBm/MHz)	Max. Limit (dBm/MHz)	Result
38	5190	-0.18	11.00	Complies
46	5230	-0.98	11.00	Complies

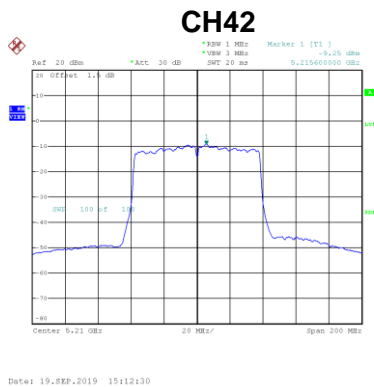
Test Mode	UNII-1_TX AC (VHT80) Mode_Ant. 1
-----------	----------------------------------

Channel	Frequency (MHz)	Power Spectral Density (dBm/MHz)	Duty Factor	Power Spectral Density + Duty Factor (dBm/MHz)	Max. Limit (dBm/MHz)	Result
42	5210	-10.45	0.81	-9.64	11.00	Complies



Test Mode	UNII-1_TX AC (VHT80) Mode_Ant. 2
-----------	----------------------------------

Channel	Frequency (MHz)	Power Spectral Density (dBm/MHz)	Duty Factor	Power Spectral Density + Duty Factor (dBm/MHz)	Max. Limit (dBm/MHz)	Result
42	5210	-9.25	0.81	-8.44	11.00	Complies

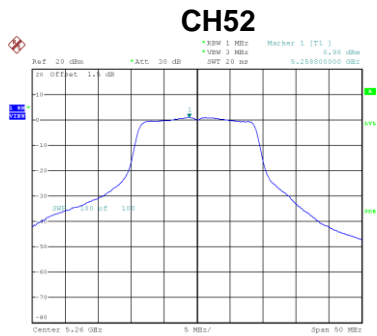


Test Mode	UNII-1_TX AC (VHT80) Mode_Total
-----------	---------------------------------

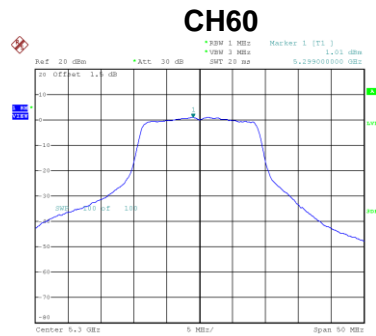
Channel	Frequency (MHz)	Power Spectral Density (dBm/MHz)	Max. Limit (dBm/MHz)	Result
42	5210	-5.99	11.00	Complies

Test Mode UNII-2A_TX AC (VHT20) Mode_Ant. 1

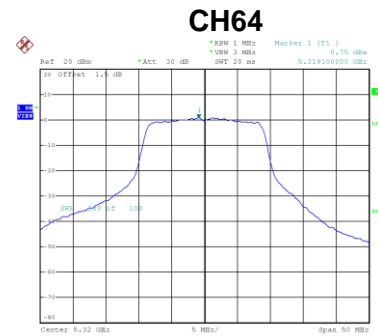
Channel	Frequency (MHz)	Power Spectral Density (dBm/MHz)	Duty Factor	Power Spectral Density + Duty Factor (dBm/MHz)	Max. Limit (dBm/MHz)	Result
52	5260	0.98	0.23	1.21	11.00	Complies
60	5300	1.01	0.23	1.24	11.00	Complies
64	5320	0.75	0.23	0.98	11.00	Complies



Date: 24.SEP.2019 16:03:51



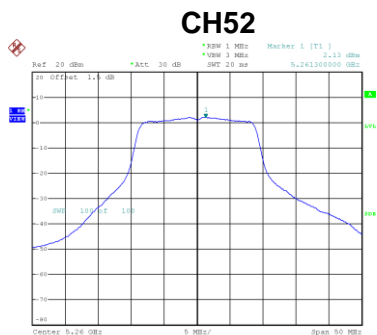
Date: 24.SEP.2019 16:04:29



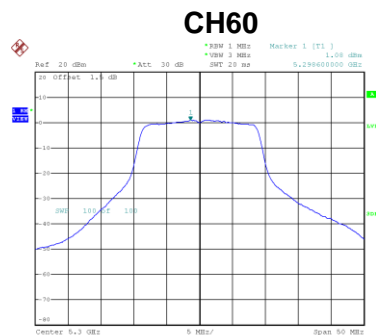
Date: 24.SEP.2019 16:07:10

Test Mode UNII-2A_TX AC (VHT20) Mode_Ant. 2

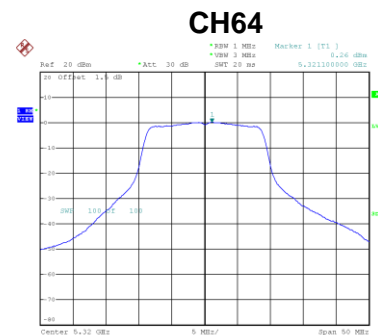
Channel	Frequency (MHz)	Power Spectral Density (dBm/MHz)	Duty Factor	Power Spectral Density + Duty Factor (dBm/MHz)	Max. Limit (dBm/MHz)	Result
52	5260	2.13	0.23	2.36	11.00	Complies
60	5300	1.08	0.23	1.31	11.00	Complies
64	5320	0.26	0.23	0.49	11.00	Complies



Date: 24.SEP.2019 16:03:23



Date: 24.SEP.2019 16:05:03



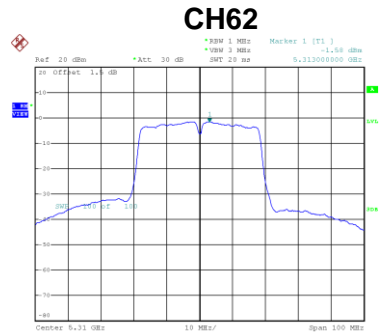
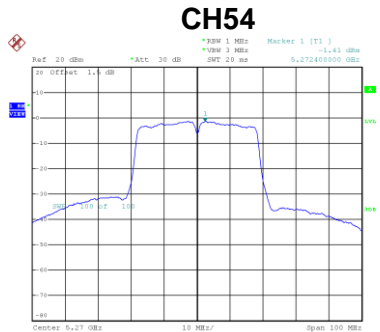
Date: 24.SEP.2019 16:06:30

Test Mode	UNII-2A_TX AC (VHT20) Mode_Total
-----------	----------------------------------

Channel	Frequency (MHz)	Power Spectral Density (dBm/MHz)	Max. Limit (dBm/MHz)	Result
52	5260	4.83	11.00	Complies
60	5300	4.28	11.00	Complies
64	5320	3.75	11.00	Complies

Test Mode UNII-2A_TX AC (VHT40) Mode_Ant. 1

Channel	Frequency (MHz)	Power Spectral Density (dBm/MHz)	Duty Factor	Power Spectral Density + Duty Factor (dBm/MHz)	Max. Limit (dBm/MHz)	Result
54	5270	-1.41	0.39	-1.02	11.00	Complies
62	5310	-1.58	0.39	-1.19	11.00	Complies

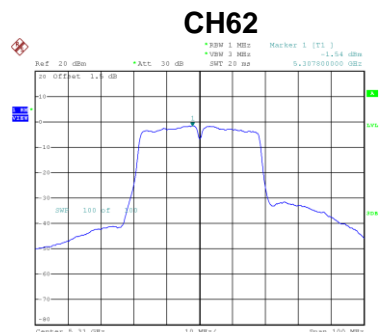
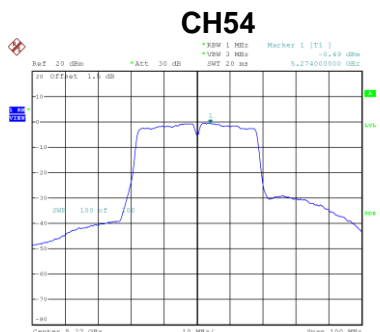


Date: 24_SEP.2019 16:23:154

Date: 24_SEP.2019 16:23:107

Test Mode UNII-2A_TX AC (VHT40) Mode_Ant. 2

Channel	Frequency (MHz)	Power Spectral Density (dBm/MHz)	Duty Factor	Power Spectral Density + Duty Factor (dBm/MHz)	Max. Limit (dBm/MHz)	Result
54	5270	-0.49	0.39	-0.10	11.00	Complies
62	5310	-1.54	0.39	-1.15	11.00	Complies



Date: 24_SEP.2019 16:23:100

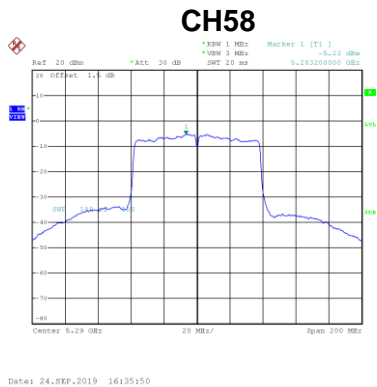
Date: 24_SEP.2019 16:23:127

Test Mode UNII-2A_TX AC (VHT40) Mode_Total

Channel	Frequency (MHz)	Power Spectral Density (dBm/MHz)	Max. Limit (dBm/MHz)	Result
54	5270	2.48	11.00	Complies
62	5310	1.84	11.00	Complies

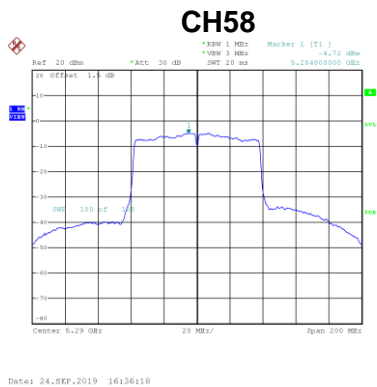
Test Mode	UNII-2A_TX AC (VHT80) Mode_Ant. 1
-----------	-----------------------------------

Channel	Frequency (MHz)	Power Spectral Density (dBm/MHz)	Duty Factor	Power Spectral Density + Duty Factor (dBm/MHz)	Max. Limit (dBm/MHz)	Result
58	5290	-5.23	0.81	-4.42	11.00	Complies



Test Mode	UNII-2A_TX AC (VHT80) Mode_Ant. 2
-----------	-----------------------------------

Channel	Frequency (MHz)	Power Spectral Density (dBm/MHz)	Duty Factor	Power Spectral Density + Duty Factor (dBm/MHz)	Max. Limit (dBm/MHz)	Result
58	5290	-4.72	0.81	-3.91	11.00	Complies

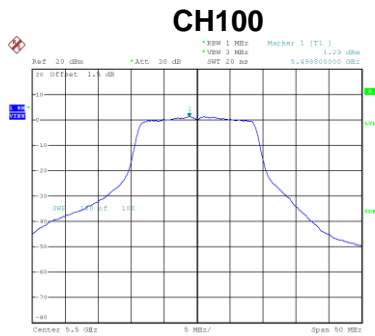


Test Mode	UNII-2A_TX AC (VHT80) Mode_Total
-----------	----------------------------------

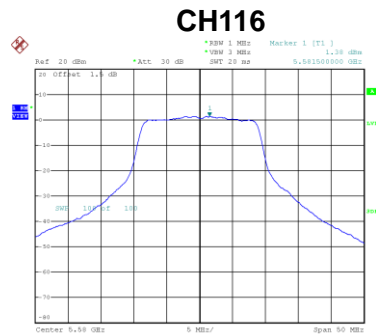
Channel	Frequency (MHz)	Power Spectral Density (dBm/MHz)	Max. Limit (dBm/MHz)	Result
58	5290	-1.15	11.00	Complies

Test Mode UNII-2C_TX AC (VHT20) Mode_Ant. 1

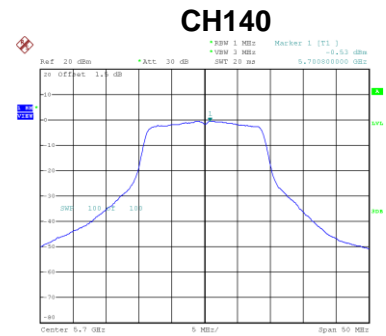
Channel	Frequency (MHz)	Power Spectral Density (dBm/MHz)	Duty Factor	Power Spectral Density + Duty Factor (dBm/MHz)	Max. Limit (dBm/MHz)	Result
100	5500	1.29	0.23	1.52	11.00	Complies
116	5580	1.38	0.23	1.61	11.00	Complies
140	5700	-0.53	0.23	-0.30	11.00	Complies



Date: 24.SEP.2019 16:07:39



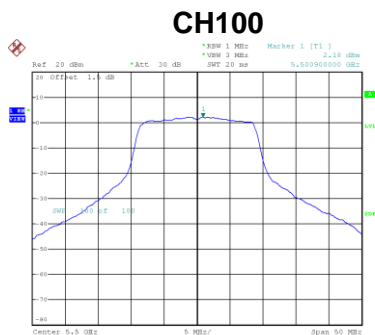
Date: 24.SEP.2019 16:09:17



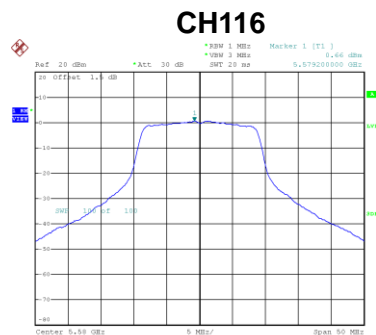
Date: 24.SEP.2019 16:09:57

Test Mode UNII-2C_TX AC (VHT20) Mode_Ant. 2

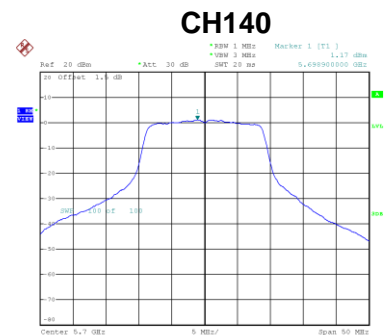
Channel	Frequency (MHz)	Power Spectral Density (dBm/MHz)	Duty Factor	Power Spectral Density + Duty Factor (dBm/MHz)	Max. Limit (dBm/MHz)	Result
100	5500	2.18	0.23	2.41	11.00	Complies
116	5580	0.66	0.23	0.89	11.00	Complies
140	5700	1.17	0.23	1.40	11.00	Complies



Date: 24.SEP.2019 16:08:12



Date: 24.SEP.2019 16:08:53



Date: 24.SEP.2019 16:10:42

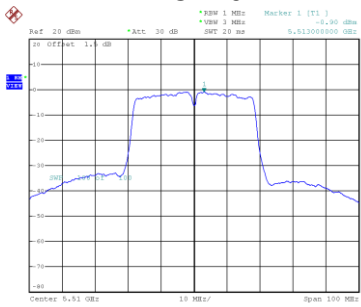
Test Mode	UNII-2C_TX AC (VHT20) Mode_Total
-----------	----------------------------------

Channel	Frequency (MHz)	Power Spectral Density (dBm/MHz)	Max. Limit (dBm/MHz)	Result
100	5500	5.00	11.00	Complies
116	5580	4.27	11.00	Complies
140	5700	3.64	11.00	Complies

Test Mode UNII-2C_TX AC (VHT40) Mode_Ant. 1

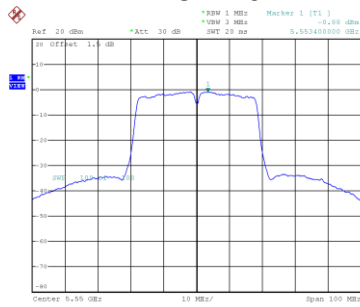
Channel	Frequency (MHz)	Power Spectral Density (dBm/MHz)	Duty Factor	Power Spectral Density + Duty Factor (dBm/MHz)	Max. Limit (dBm/MHz)	Result
102	5510	-0.90	0.39	-0.51	11.00	Complies
110	5550	-0.88	0.39	-0.49	11.00	Complies
134	5670	-2.11	0.39	-1.72	11.00	Complies

CH102



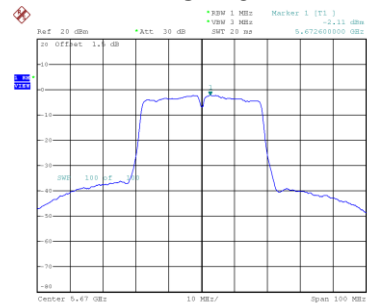
Date: 24.SEP.2019 16:25:02

CH110



Date: 24.SEP.2019 16:27:09

CH134

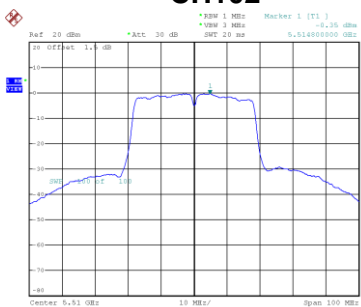


Date: 24.SEP.2019 16:28:21

Test Mode UNII-2C_TX AC (VHT40) Mode_Ant. 2

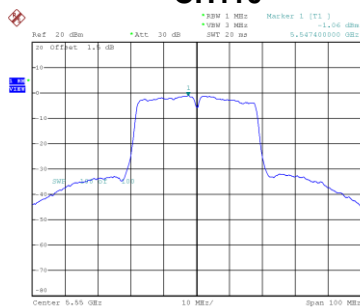
Channel	Frequency (MHz)	Power Spectral Density (dBm/MHz)	Duty Factor	Power Spectral Density + Duty Factor (dBm/MHz)	Max. Limit (dBm/MHz)	Result
102	5510	-0.35	0.39	0.04	11.00	Complies
110	5550	-1.06	0.39	-0.67	11.00	Complies
134	5670	-1.45	0.39	-1.06	11.00	Complies

CH102



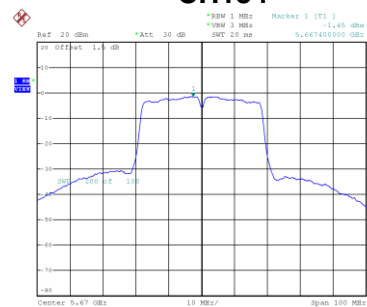
Date: 24.SEP.2019 16:25:38

CH110



Date: 24.SEP.2019 16:26:22

CH134



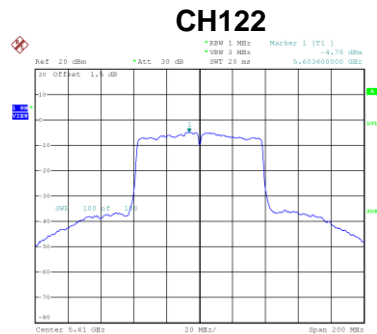
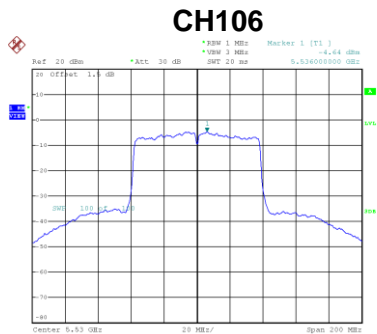
Date: 24.SEP.2019 16:28:50

Test Mode	UNII-2C_TX AC (VHT40) Mode_Total
-----------	----------------------------------

Channel	Frequency (MHz)	Power Spectral Density (dBm/MHz)	Max. Limit (dBm/MHz)	Result
102	5510	2.79	11.00	Complies
110	5550	2.43	11.00	Complies
134	5670	1.63	11.00	Complies

Test Mode UNII-2C_TX AC (VHT80) Mode_Ant. 1

Channel	Frequency (MHz)	Power Spectral Density (dBm/MHz)	Duty Factor	Power Spectral Density + Duty Factor (dBm/MHz)	Max. Limit (dBm/MHz)	Result
106	5530	-4.64	0.81	-3.83	11.00	Complies
122	5610	-4.78	0.81	-3.97	11.00	Complies

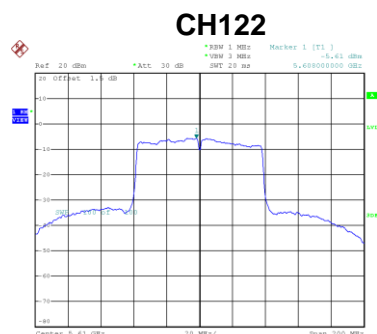
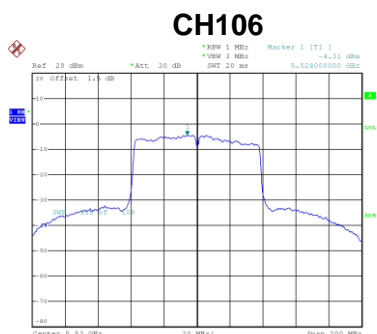


Date: 24_SEP.2019 16:17:38

Date: 24_SEP.2019 16:18:49

Test Mode UNII-2C_TX AC (VHT80) Mode_Ant. 2

Channel	Frequency (MHz)	Power Spectral Density (dBm/MHz)	Duty Factor	Power Spectral Density + Duty Factor (dBm/MHz)	Max. Limit (dBm/MHz)	Result
106	5530	-4.31	0.81	-3.50	11.00	Complies
122	5610	-5.61	0.81	-4.80	11.00	Complies



Date: 24_SEP.2019 16:17:07

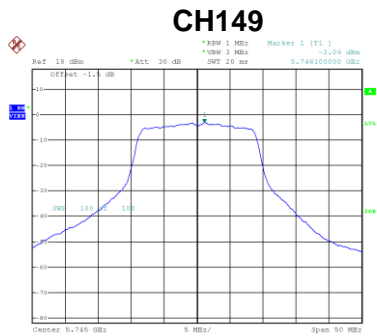
Date: 24_SEP.2019 16:19:20

Test Mode UNII-2C_TX AC (VHT80) Mode_Total

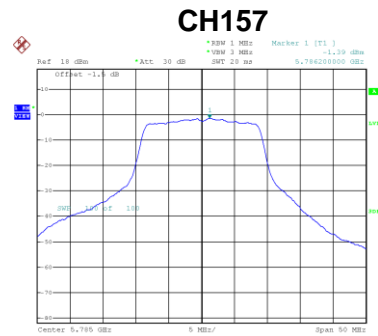
Channel	Frequency (MHz)	Power Spectral Density (dBm/MHz)	Max. Limit (dBm/MHz)	Result
106	5530	-0.65	11.00	Complies
122	5610	-1.36	11.00	Complies

Test Mode UNII-3_TX AC (VHT20) Mode_Ant. 1

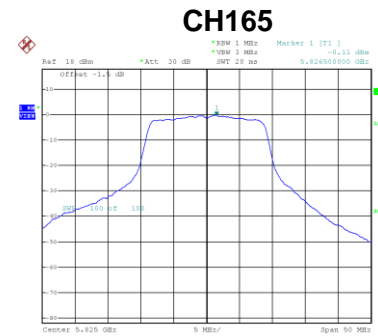
Channel	Frequency (MHz)	Power Spectral Density (dBm/500 kHz)	Duty Factor	Power Spectral Density + Duty Factor (dBm/500 kHz)	Max. Limit (dBm/500 kHz)	Result
149	5745	-3.09	0.23	-2.86	30.00	Complies
157	5785	-1.39	0.23	-1.16	30.00	Complies
165	5825	-0.11	0.23	0.12	30.00	Complies



Date: 24.SEP.2019 16:11:54



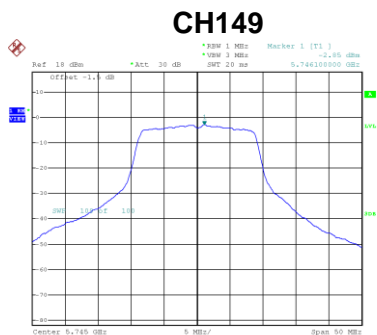
Date: 24.SEP.2019 16:11:53



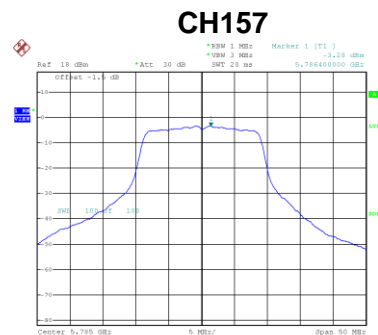
Date: 24.SEP.2019 16:11:12

Test Mode UNII-3_TX AC (VHT20) Mode_Ant. 2

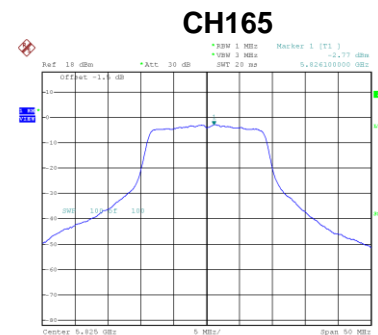
Channel	Frequency (MHz)	Power Spectral Density (dBm/500 kHz)	Duty Factor	Power Spectral Density + Duty Factor (dBm/500 kHz)	Max. Limit (dBm/500 kHz)	Result
149	5745	-2.85	0.23	-2.62	30.00	Complies
157	5785	-3.28	0.23	-3.05	30.00	Complies
165	5825	-2.77	0.23	-2.54	30.00	Complies



Date: 24.SEP.2019 16:11:26



Date: 24.SEP.2019 16:15:03



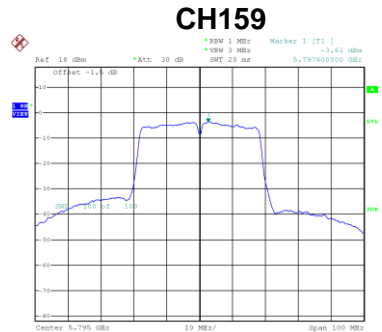
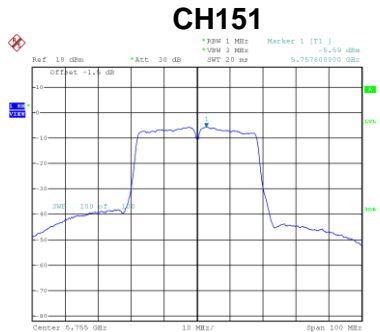
Date: 24.SEP.2019 16:15:45

Test Mode	UNII-3_TX AC (VHT20) Mode_Total
-----------	---------------------------------

Channel	Frequency (MHz)	Power Spectral Density (dBm/500 kHz)	Max. Limit (dBm/500 kHz)	Result
149	5745	0.27	30.00	Complies
157	5785	1.00	30.00	Complies
165	5825	2.00	30.00	Complies

Test Mode UNII-3_TX AC (VHT40) Mode_Ant. 1

Channel	Frequency (MHz)	Power Spectral Density (dBm/500 kHz)	Duty Factor	Power Spectral Density + Duty Factor (dBm/500 kHz)	Max. Limit (dBm/500 kHz)	Result
151	5755	-5.59	0.39	-5.20	30.00	Complies
159	5795	-3.61	0.39	-3.22	30.00	Complies

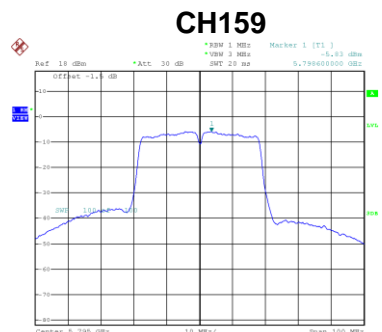
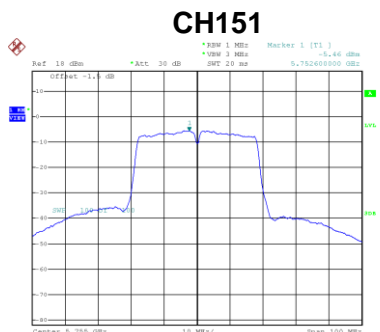


Date: 24_SEP.2019 16:33:07

Date: 24_SEP.2019 16:33:19

Test Mode UNII-3_TX AC (VHT40) Mode_Ant. 2

Channel	Frequency (MHz)	Power Spectral Density (dBm/500 kHz)	Duty Factor	Power Spectral Density + Duty Factor (dBm/500 kHz)	Max. Limit (dBm/500 kHz)	Result
151	5755	-5.46	0.39	-5.07	30.00	Complies
159	5795	-5.83	0.39	-5.44	30.00	Complies



Date: 24_SEP.2019 16:32:41

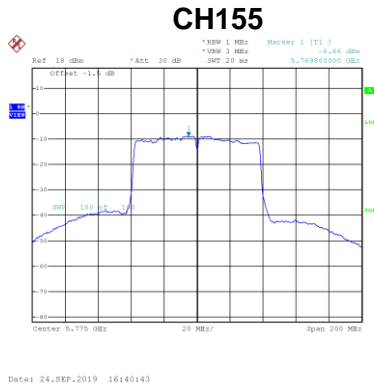
Date: 24_SEP.2019 16:32:29

Test Mode UNII-3_TX AC (VHT40) Mode_Total

Channel	Frequency (MHz)	Power Spectral Density (dBm/500 kHz)	Max. Limit (dBm/500 kHz)	Result
151	5755	-2.12	30.00	Complies
159	5795	-1.18	30.00	Complies

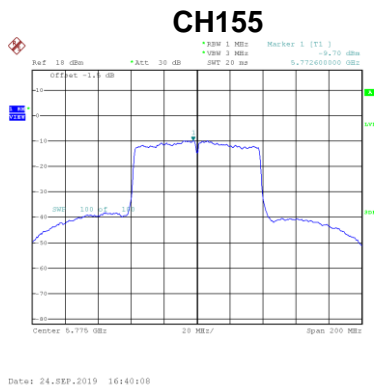
Test Mode UNII-3_TX AC (VHT80) Mode_Ant. 1

Channel	Frequency (MHz)	Power Spectral Density (dBm/500 kHz)	Duty Factor	Power Spectral Density + Duty Factor (dBm/500 kHz)	Max. Limit (dBm/500 kHz)	Result
155	5775	-8.66	0.81	-7.85	30.00	Complies



Test Mode UNII-3_TX AC (VHT80) Mode_Ant. 2

Channel	Frequency (MHz)	Power Spectral Density (dBm/500 kHz)	Duty Factor	Power Spectral Density + Duty Factor (dBm/500 kHz)	Max. Limit (dBm/500 kHz)	Result
155	5775	-9.70	0.81	-8.89	30.00	Complies



Test Mode UNII-3_TX AC (VHT80) Mode_Total

Channel	Frequency (MHz)	Power Spectral Density (dBm/500 kHz)	Max. Limit (dBm/500 kHz)	Result
155	5775	-5.33	30.00	Complies

APPENDIX H - FREQUENCY STABILITY

Test Mode	UNII-1
-----------	--------

Voltage vs. Frequency Stability

Voltage	Measurement Frequency (MHz)
(V)	5180.0000
138	5179.9896
120	5179.9888
102	5179.9892
Maximum Deviation (MHz)	0.0112
Maximum Deviation (ppm)	2.1622

Temperature vs. Frequency Stability

Temperature	Measurement Frequency (MHz)
(°C)	5180.0000
-20	5179.9893
-10	5179.9891
0	5179.9896
10	5179.9888
20	5179.9892
30	5179.9896
40	5179.9900
50	5179.9892
Maximum Deviation (MHz)	0.0112
Maximum Deviation (ppm)	2.1622

Test Mode	UNII-2A
-----------	---------

Voltage vs. Frequency Stability

Voltage	Measurement Frequency (MHz)
(V)	5260.0000
138	5259.9900
120	5259.9892
102	5259.9896
Maximum Deviation (MHz)	0.0108
Maximum Deviation (ppm)	2.0532

Temperature vs. Frequency Stability

Temperature	Measurement Frequency (MHz)
(°C)	5260.0000
-20	5259.9896
-10	5259.9891
0	5259.9893
10	5259.9894
20	5259.9894
30	5259.9896
40	5259.9896
50	5259.9896
Maximum Deviation (MHz)	0.0109
Maximum Deviation (ppm)	2.0722

Test Mode	UNII-2C
-----------	---------

Voltage vs. Frequency Stability

Voltage	Measurement Frequency (MHz)
(V)	5500.0000
138	5499.9904
120	5499.9896
102	5499.9900
Maximum Deviation (MHz)	0.0104
Maximum Deviation (ppm)	1.8909

Temperature vs. Frequency Stability

Temperature	Measurement Frequency (MHz)
(°C)	5500.0000
-20	5499.9907
-10	5499.9905
0	5499.9900
10	5499.9908
20	5499.9912
30	5499.9904
40	5499.9904
50	5499.9908
Maximum Deviation (MHz)	0.0100
Maximum Deviation (ppm)	1.8182

Test Mode	UNII-3
-----------	--------

Voltage vs. Frequency Stability

Voltage	Measurement Frequency (MHz)
(V)	5745.0000
138	5744.9900
120	5744.9908
102	5744.9904
Maximum Deviation (MHz)	0.0100
Maximum Deviation (ppm)	1.7406

Temperature vs. Frequency Stability

Temperature	Measurement Frequency (MHz)
(°C)	5745.0000
-20	5744.9902
-10	5744.9904
0	5744.9904
10	5744.9904
20	5744.9904
30	5744.9904
40	5744.9900
50	5744.9904
Maximum Deviation (MHz)	0.0100
Maximum Deviation (ppm)	1.7406

End of Test Report