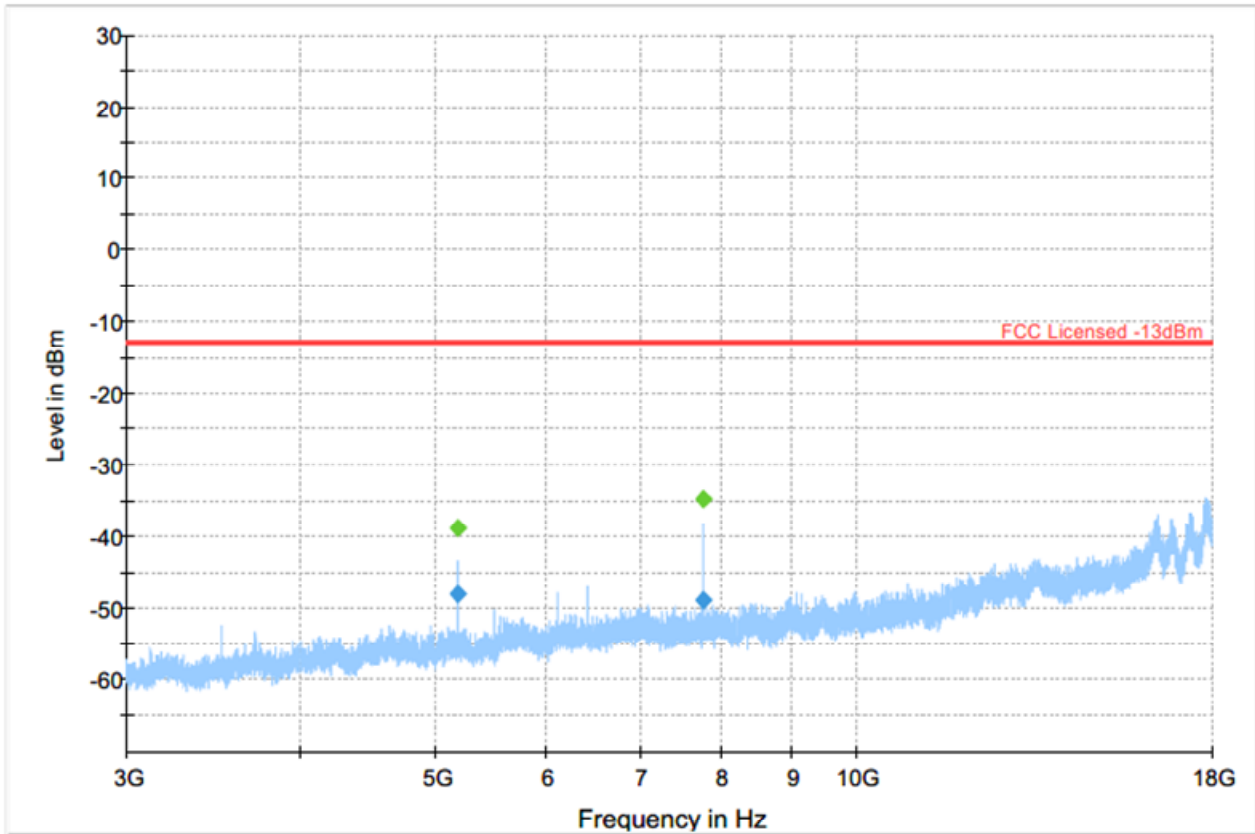


Plot # Radiated Emissions: 3-18 GHz

Configuration #2

Final Result

Frequency (MHz)	RMS (dBm)	MaxPeak (dBm)	Limit (dBm)	Margin (dB)	Meas. Time (ms)	Bandwidth (kHz)	Height (cm)	Pol	Azimuth (deg)	Corr. (dB)
5185.50	---	-38.84	---	---	500.0	1000.0	158.0	V	112.0	-97.9
5185.50	-48.06	---	-13.00	35.06	500.0	1000.0	158.0	V	112.0	-97.9
7778.50	---	-34.82	---	---	500.0	1000.0	169.0	V	44.0	-94.9
7778.50	-49.06	---	-13.00	36.06	500.0	1000.0	169.0	V	44.0	-94.9

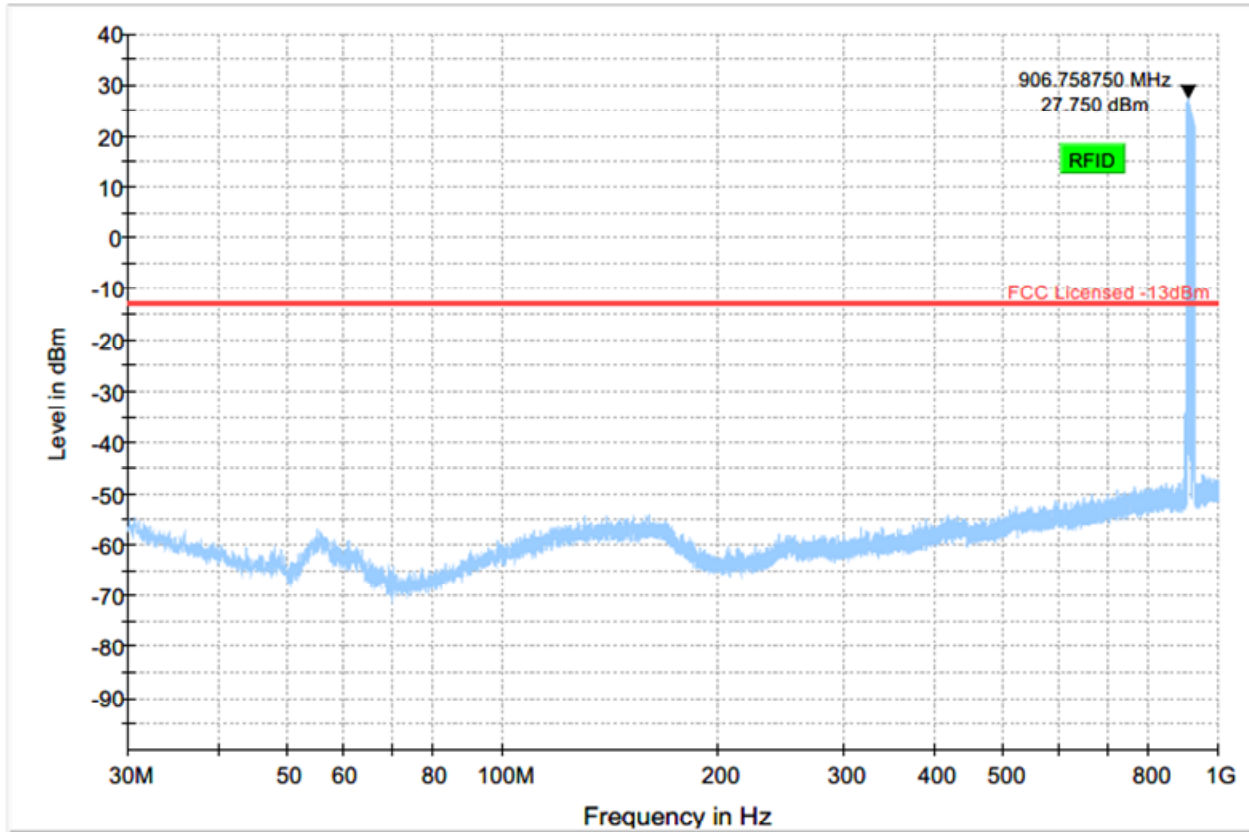


— Preview Result 1-PK+
 — FCC Licensed -13dBm
 ◆ Final_Result RMS
 ◆ Final_Result PK

UMTS II

Plot # Radiated Emissions: 30 MHz – 1GHz

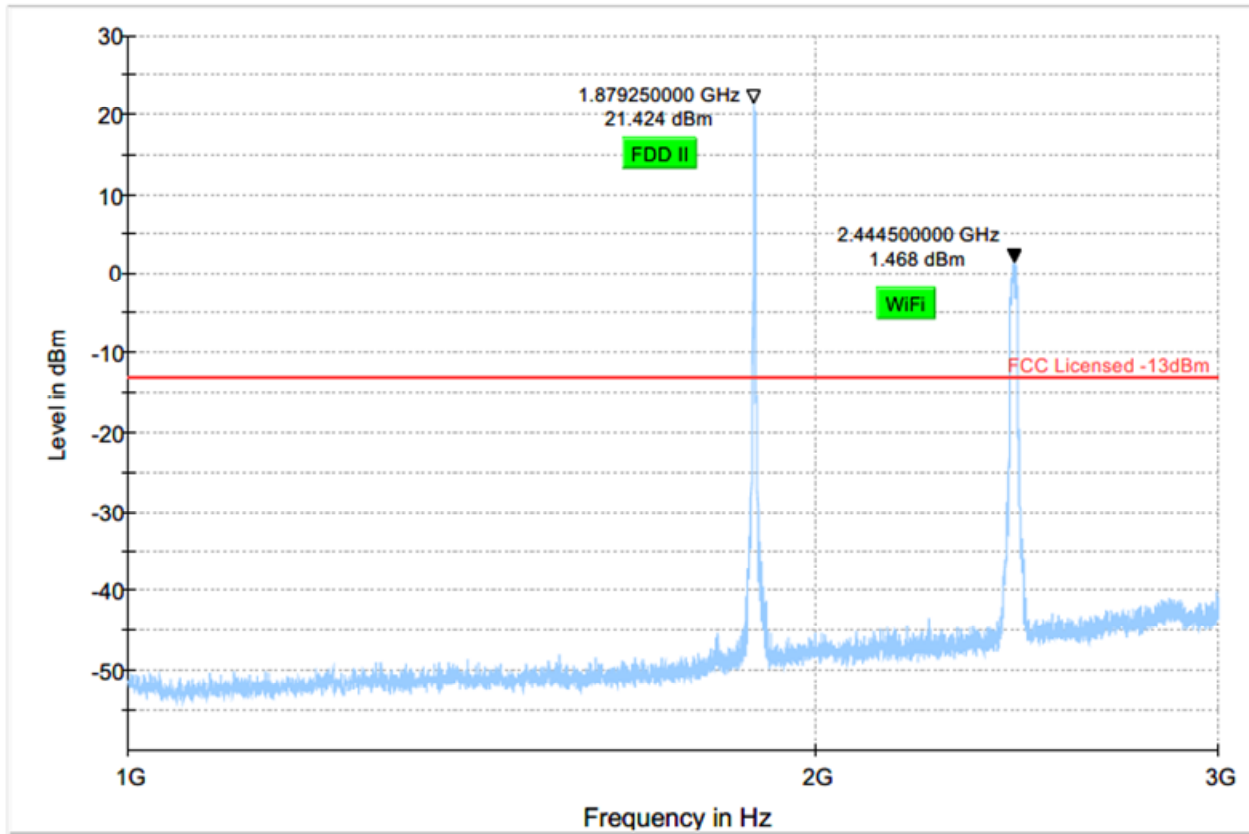
Configuration #3



Preview Result 1-PK+ FCC Licensed -13dBm Final_Result RMS Final_Result PK

Plot # Radiated Emissions: 1-3 GHz

Configuration #3



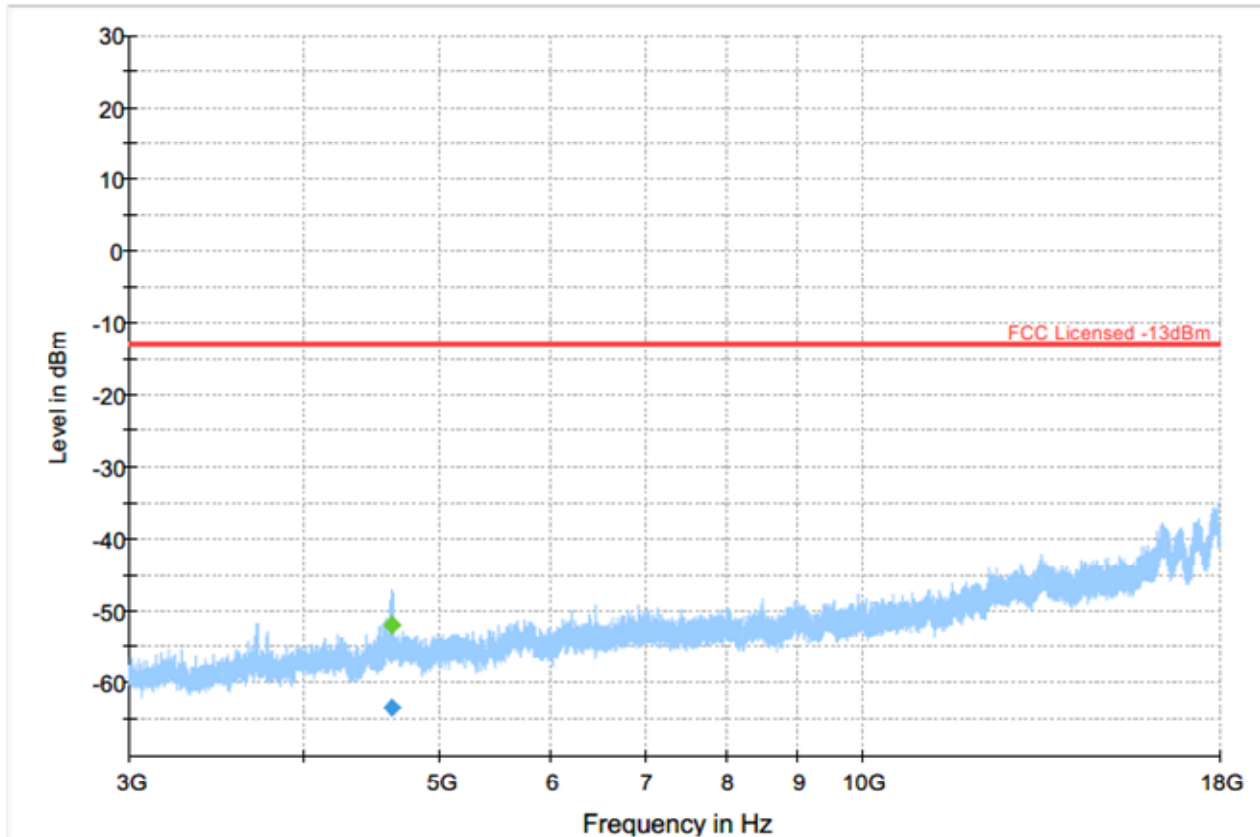
Preview Result 1-PK+ FCC Licensed -13dBm Final_Result RMS Final_Result PK

Plot # Radiated Emissions: 3-18 GHz

Configuration #3

Final Result

Frequency (MHz)	RMS (dBm)	MaxPeak (dBm)	Limit (dBm)	Margin (dB)	Meas. Time (ms)	Bandwidth (kHz)	Height (cm)	Pol	Azimuth (deg)	Corr. (dB)
4618.50	---	-51.93	---	---	500.0	1000.0	227.0	V	291.0	-98.5
4618.50	-63.26	---	-13.00	50.26	500.0	1000.0	227.0	V	291.0	-98.5

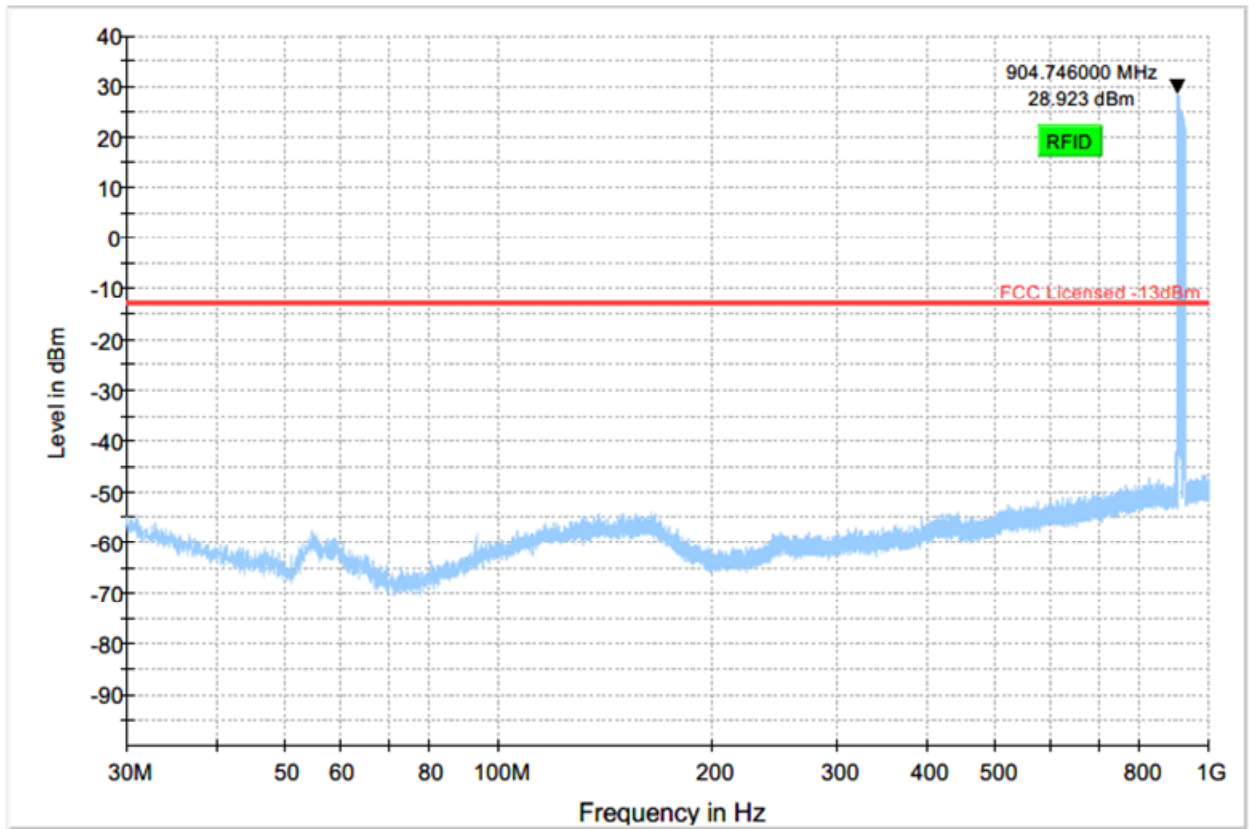


— Preview Result 1-PK+ — FCC Licensed -13dBm ◆ Final_Result RMS ◆ Final_Result PK

UMTS IV

Plot # Radiated Emissions: 30 MHz – 1GHz

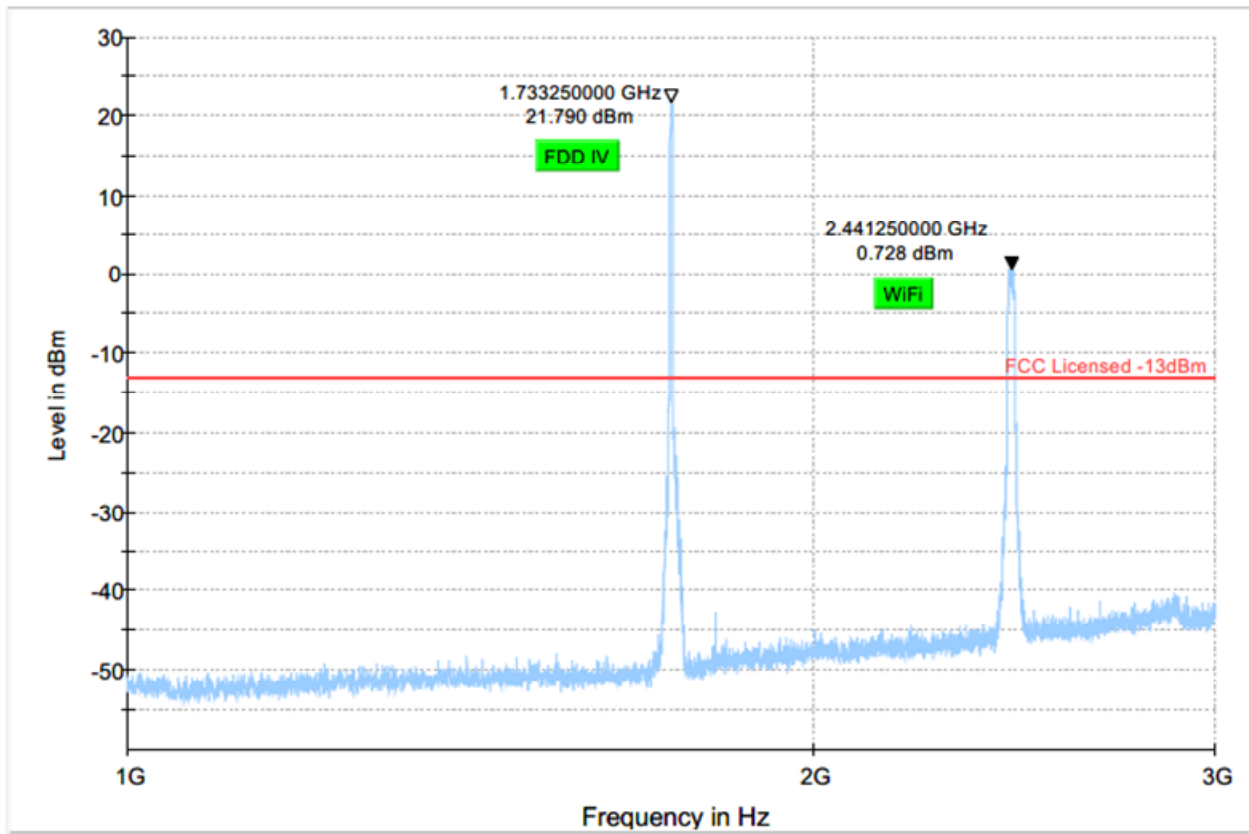
Configuration #3



Preview Result 1-PK+ FCC Licensed -13dBm Final_Result RMS Final_Result PK+

Plot # Radiated Emissions: 1-3 GHz

Configuration #3



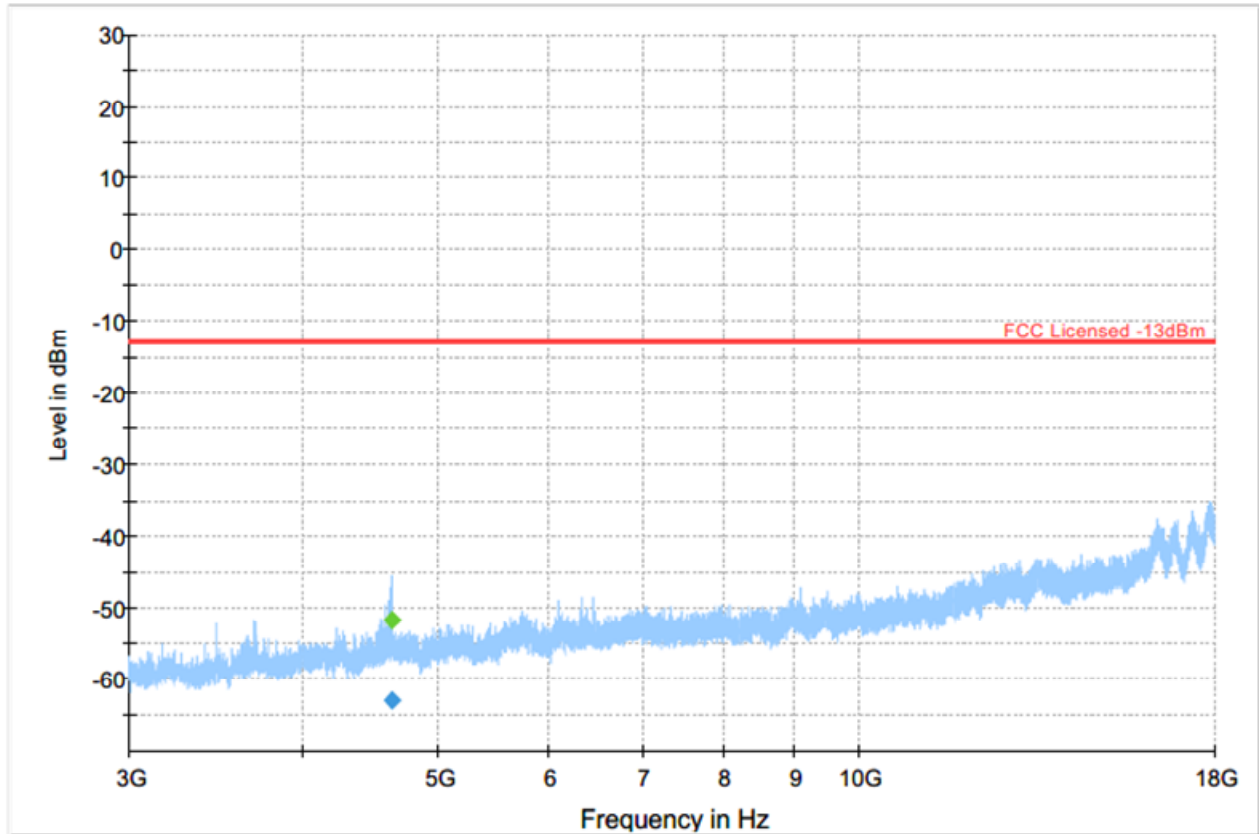
Preview Result 1-PK+ FCC Licensed -13dBm Final_Result RMS Final_Result PK+

Plot # Radiated Emissions: 3-18 GHz

Configuration #3

Final Result

Frequency (MHz)	RMS (dBm)	MaxPeak (dBm)	Limit (dBm)	Margin (dB)	Meas. Time (ms)	Bandwidth (kHz)	Height (cm)	Pol	Azimuth (deg)	Corr. (dB)
4631.00	---	-51.74	---	---	500.0	1000.0	125.0	V	203.0	-98.5
4631.00	-62.88	---	-13.00	49.88	500.0	1000.0	125.0	V	203.0	-98.5

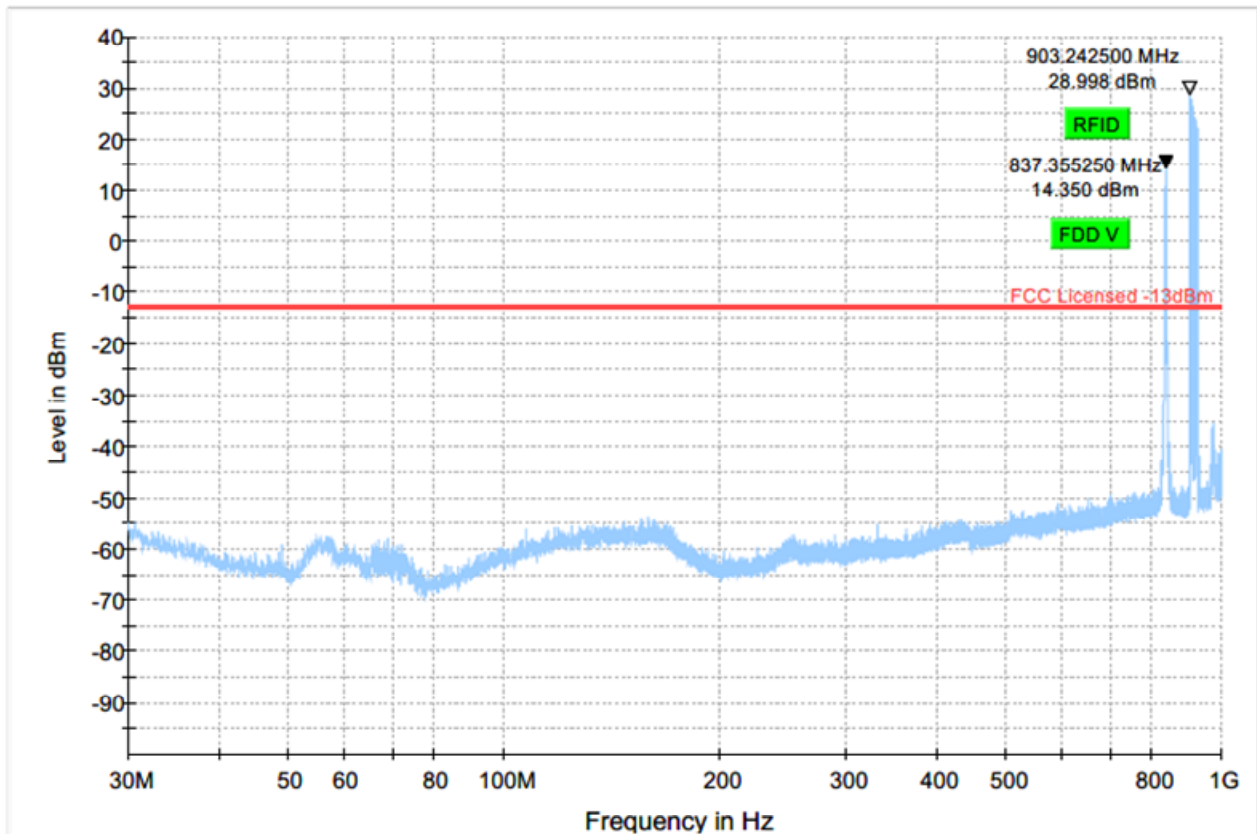


— Preview Result 1-PK+
 — FCC Licensed -13dBm
 ◆ Final_Result RMS
 ◆ Final_Result PK

UMTS V

Plot # Radiated Emissions: 30 MHz – 1GHz

Configuration #3



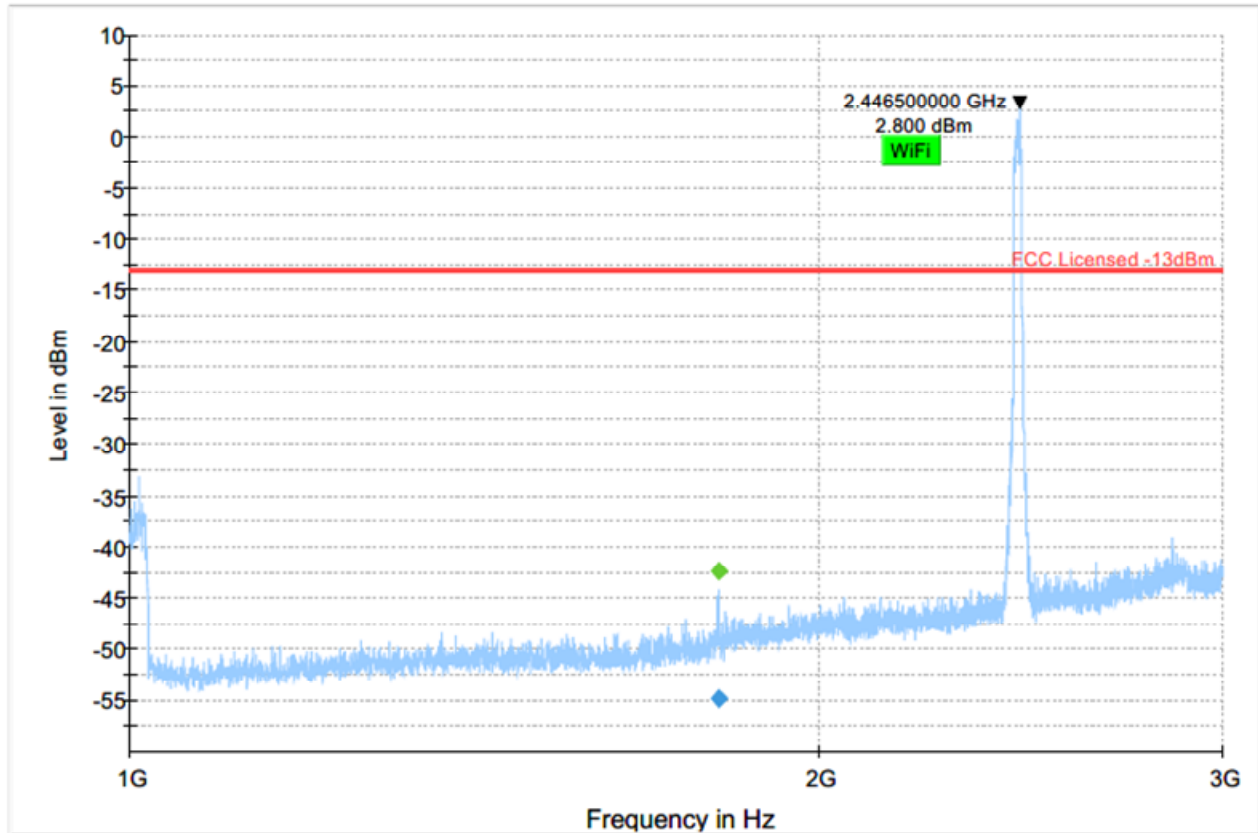
Preview Result 1-PK+ FCC Licensed -13dBm Final_Result RMS Final_Result PK

Plot # Radiated Emissions: 1-3 GHz

Configuration #3

Final Result

Frequency (MHz)	RMS (dBm)	MaxPeak (dBm)	Limit (dBm)	Margin (dB)	Meas. Time (ms)	Bandwidth (kHz)	Height (cm)	Pol	Azimuth (deg)	Corr. (dB)
1807.50	---	-42.47	---	---	500.0	1000.0	107.0	H	240.0	-64.8
1807.50	-54.82	---	-13.00	41.82	500.0	1000.0	107.0	H	240.0	-64.8



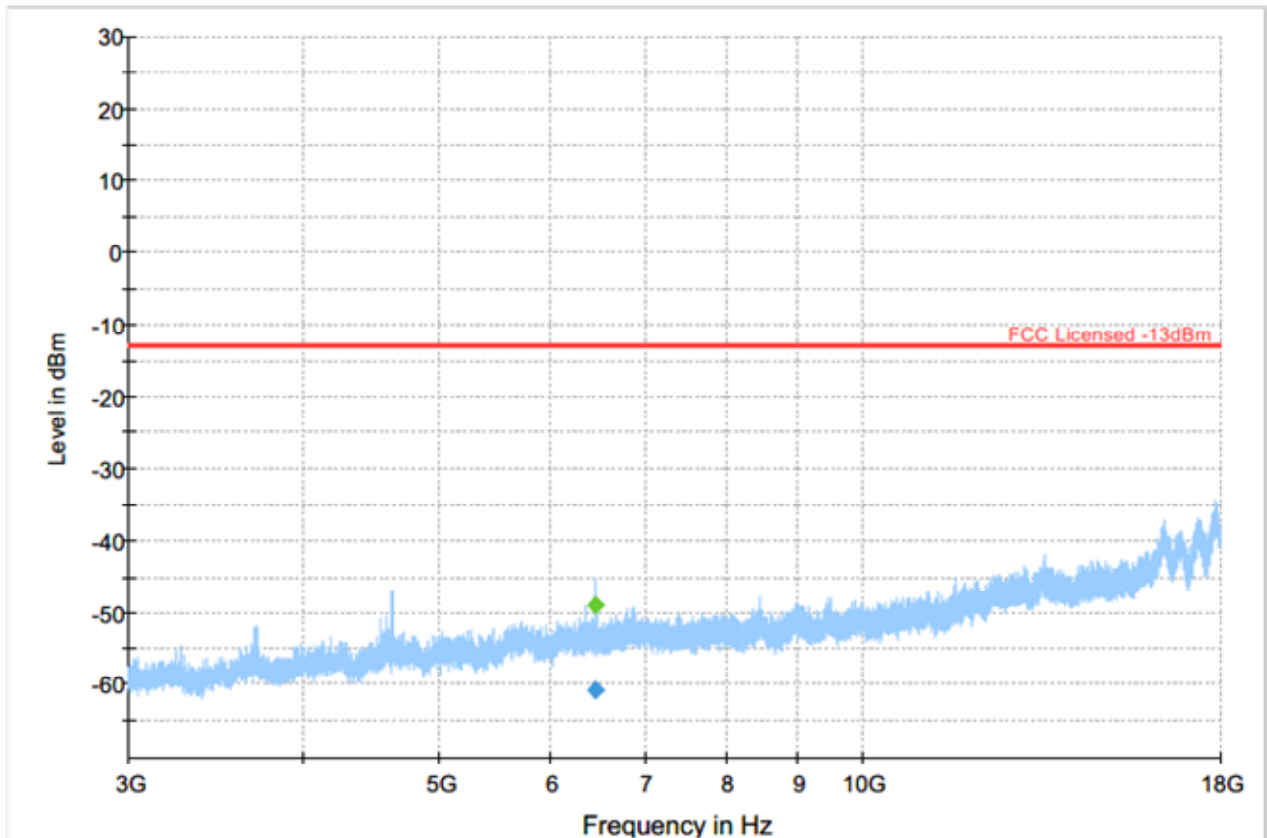
— Preview Result 1-PK+
 — FCC Licensed -13dBm
 ◆ Final_Result RMS
 ◆ Final_Result PK

Plot # Radiated Emissions: 3-18 GHz

Configuration #3

Final Result

Frequency (MHz)	RMS (dBm)	MaxPeak (dBm)	Limit (dBm)	Margin (dB)	Meas. Time (ms)	Bandwidth (kHz)	Height (cm)	Pol	Azimuth (deg)	Corr. (dB)
6455.50	---	-49.02	---	---	500.0	1000.0	133.0	H	176.0	-95.9
6455.50	-60.81	---	-13.00	47.81	500.0	1000.0	133.0	H	176.0	-95.9

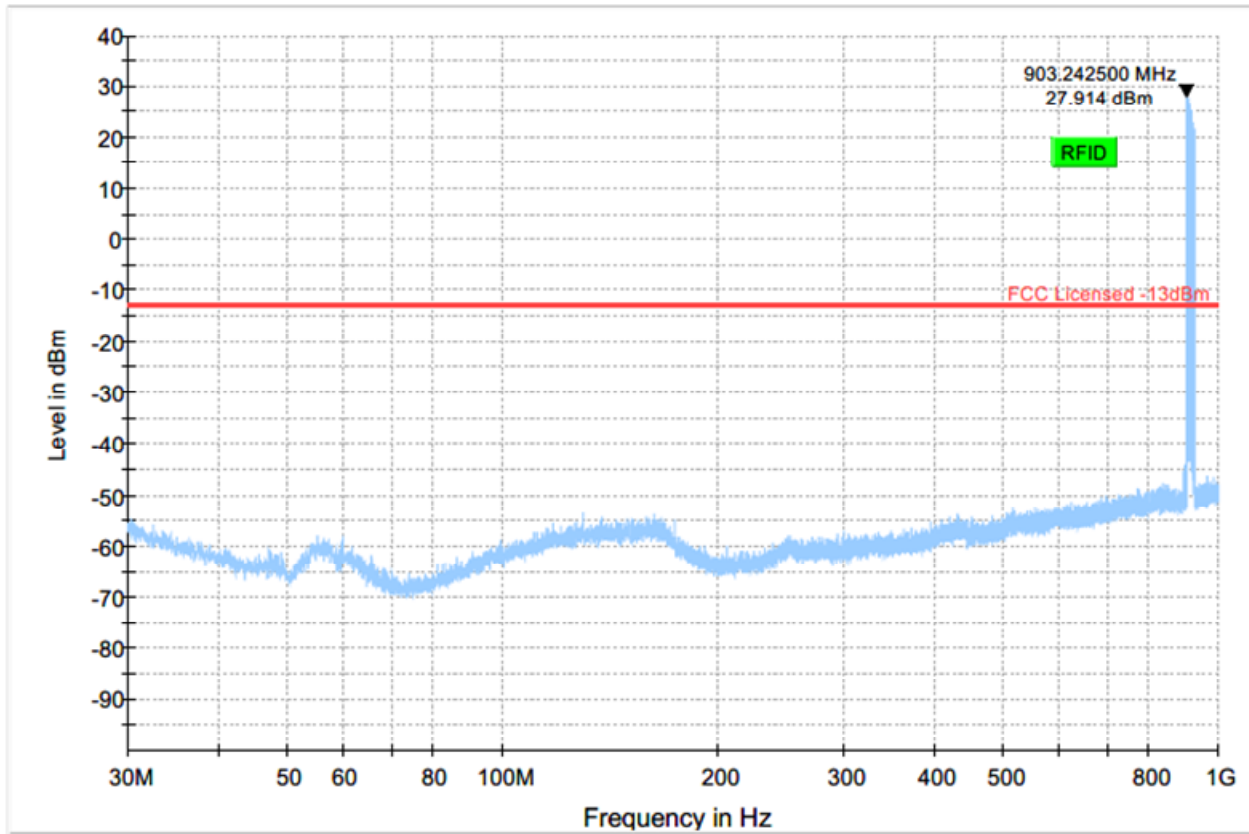


— Preview Result 1-PK+
 — FCC Licensed -13dBm
 ◆ Final_Result RMS
 ◆ Final_Result PK

LTE Band 2

Plot # Radiated Emissions: 30 MHz – 1GHz

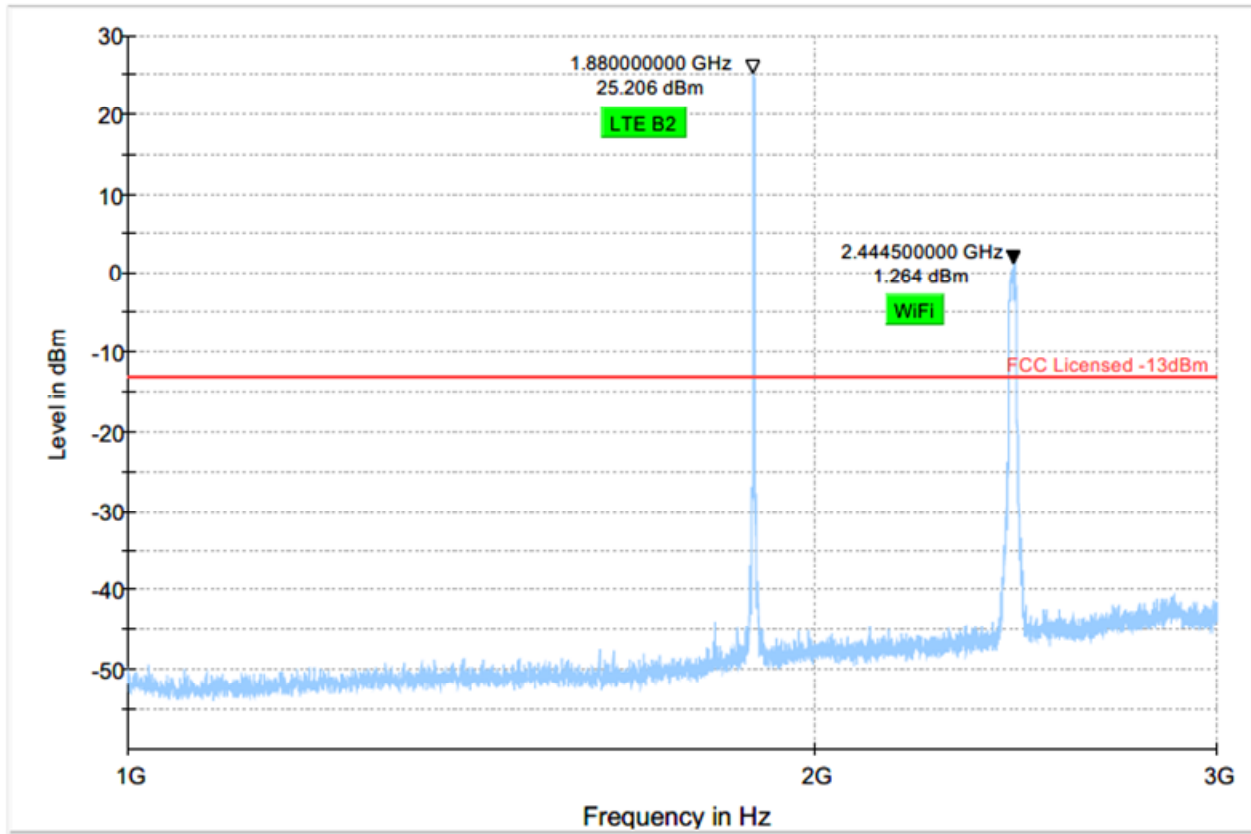
Configuration #3



— Preview Result 1-PK+ — FCC Licensed -13dBm ◆ Final_Result RMS ◆ Final_Result PK

Plot # Radiated Emissions: 1-3 GHz

Configuration #3



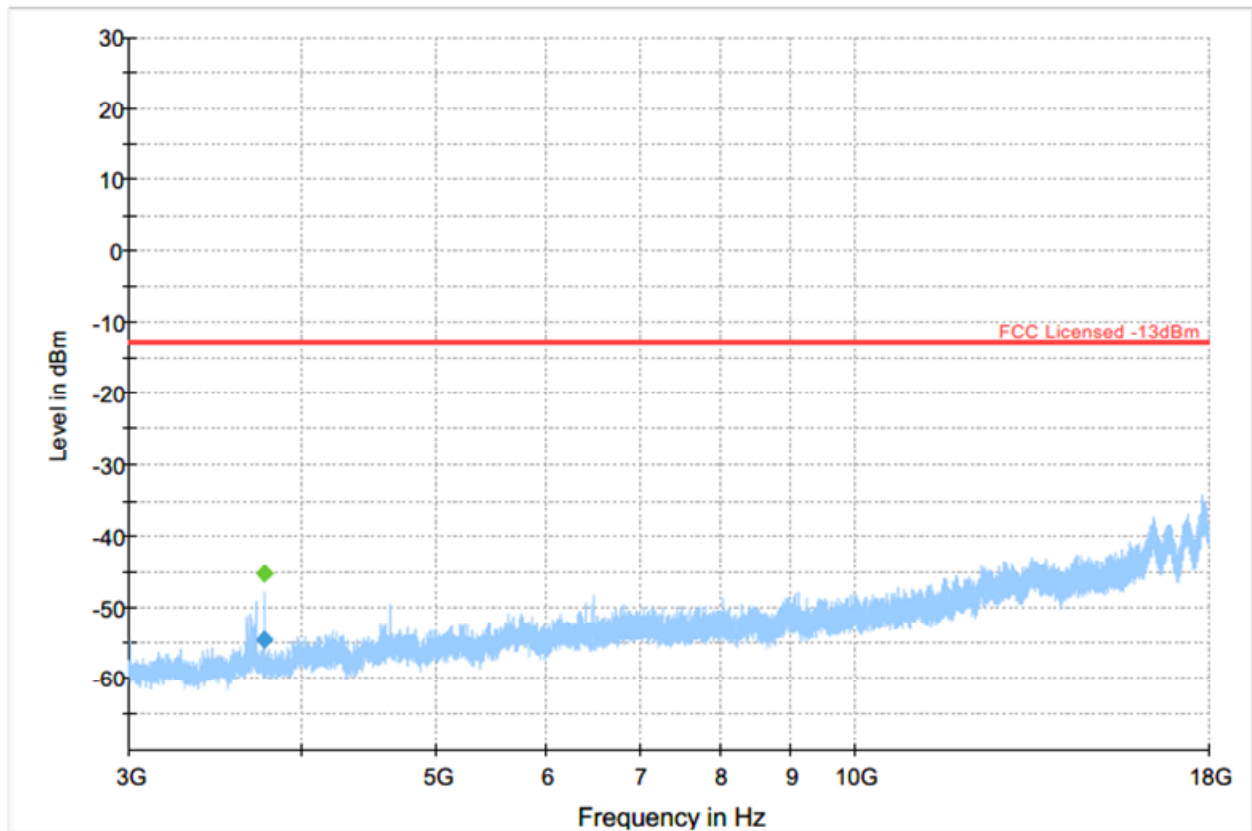
Preview Result 1-PK+ FCC Licensed -13dBm Final_Result RMS Final_Result PK+

Plot # Radiated Emissions: 3-18 GHz

Configuration #3

Final Result

Frequency (MHz)	RMS (dBm)	MaxPeak (dBm)	Limit (dBm)	Margin (dB)	Meas. Time (ms)	Bandwidth (kHz)	Height (cm)	Pol	Azimuth (deg)	Corr. (dB)
3759.75	---	-45.24	---	---	500.0	1000.0	142.0	V	120.0	-100.9
3759.75	-54.64	---	-13.00	41.64	500.0	1000.0	142.0	V	120.0	-100.9

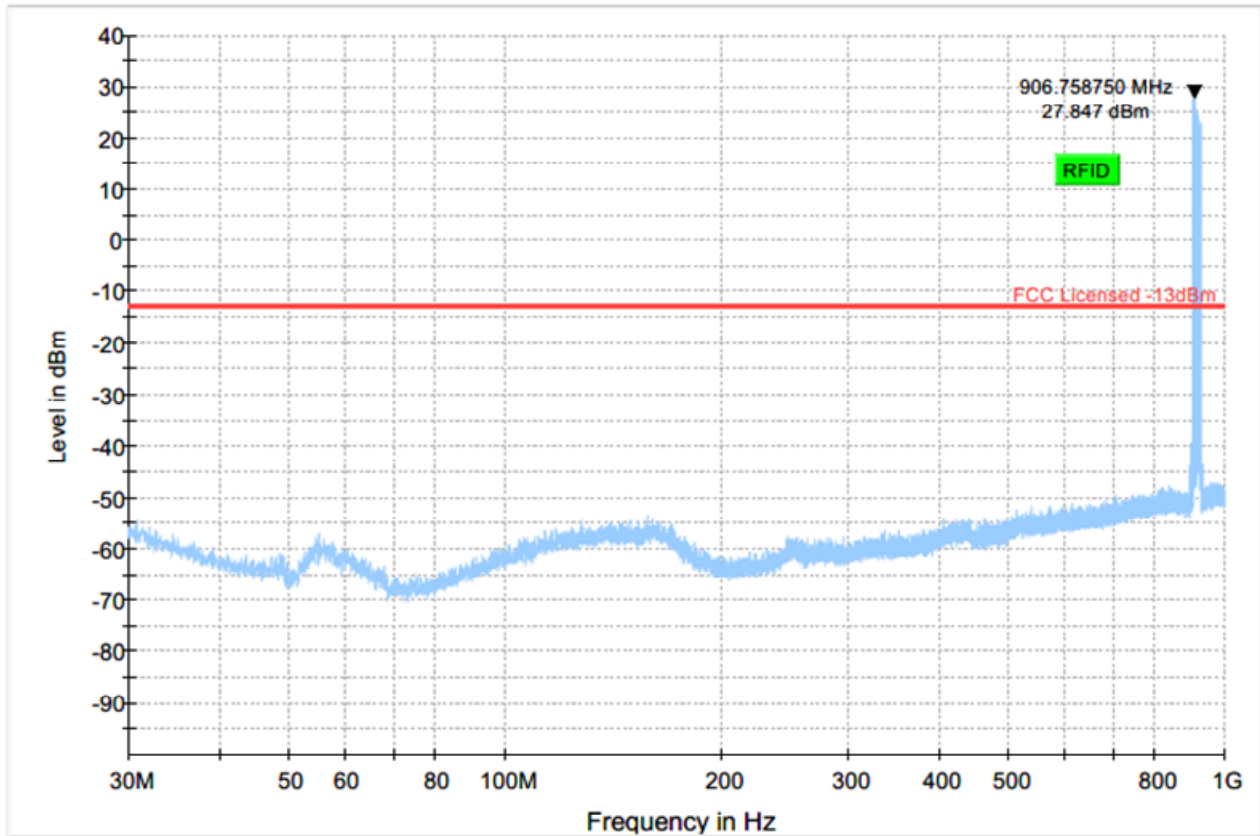


— Preview Result 1-PK+
 — FCC Licensed -13dBm
 ◆ Final_Result RMS
 ◆ Final_Result PK+

LTE Band 4

Plot # Radiated Emissions: 30 MHz – 1GHz

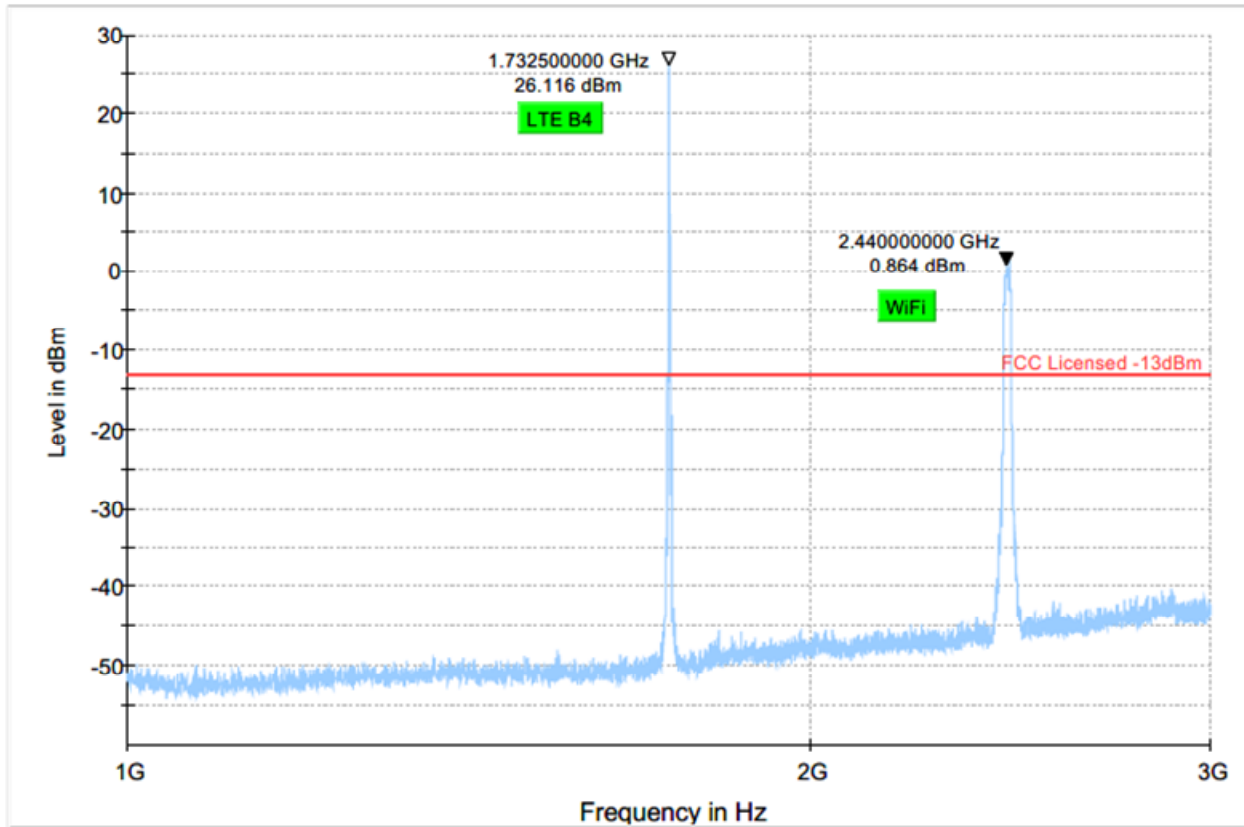
Configuration #3



Preview Result 1-PK+ FCC Licensed -13dBm Final_Result RMS Final_Result PK

Plot # Radiated Emissions: 1-3 GHz

Configuration #3



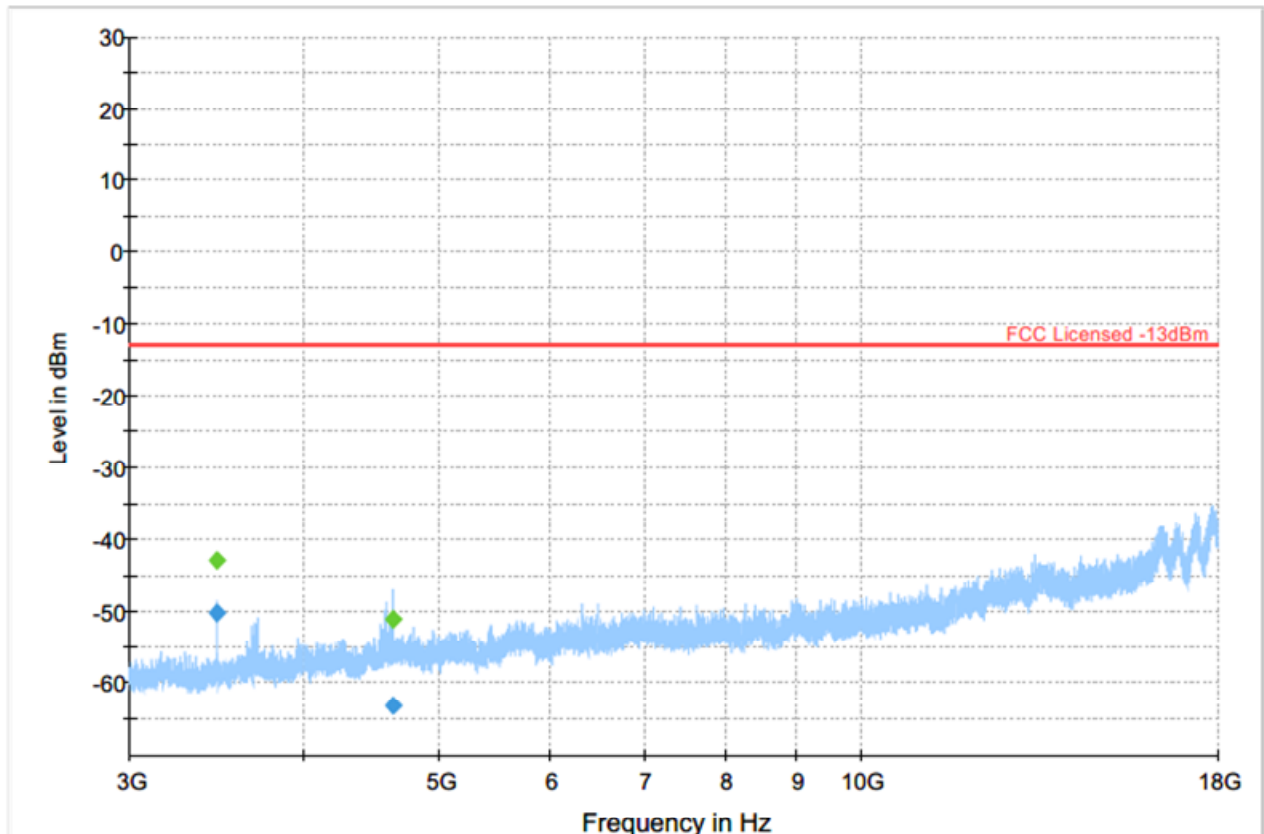
Preview Result 1-PK+ FCC Licensed -13dBm Final_Result RMS Final_Result PK+

Plot # Radiated Emissions: 3-18 GHz

Configuration #3

Final Result

Frequency (MHz)	RMS (dBm)	MaxPeak (dBm)	Limit (dBm)	Margin (dB)	Meas. Time (ms)	Bandwidth (kHz)	Height (cm)	Pol	Azimuth (deg)	Corr. (dB)
3465.00	---	-42.97	---	---	500.0	1000.0	201.0	H	138.0	-102.2
3465.00	-50.21	---	-13.00	37.21	500.0	1000.0	201.0	H	138.0	-102.2
4628.50	---	-51.11	---	---	500.0	1000.0	143.0	H	220.0	-98.5
4628.50	-63.04	---	-13.00	50.04	500.0	1000.0	143.0	H	220.0	-98.5

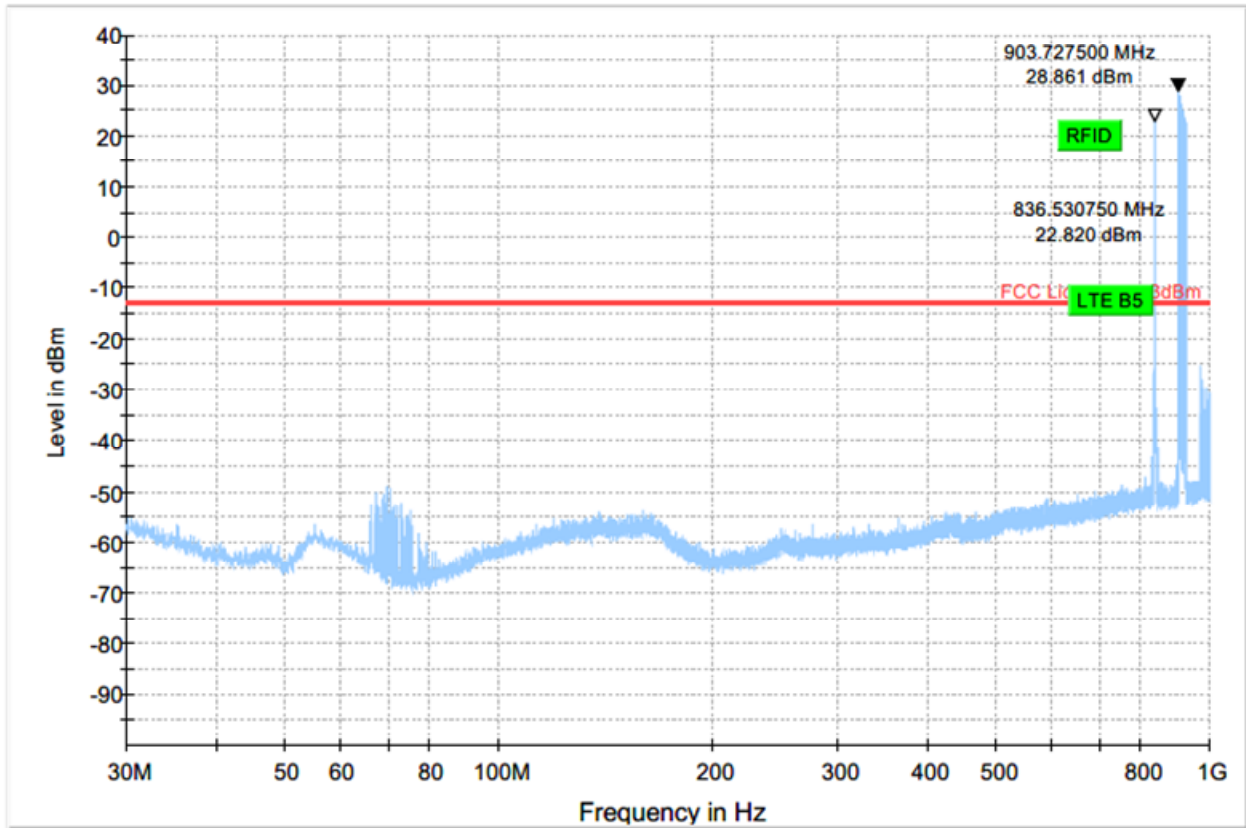


— Preview Result 1-PK+
 — FCC Licensed -13dBm
 ◆ Final_Result RMS
 ◆ Final_Result PK

LTE Band 5

Plot # Radiated Emissions: 30 MHz – 1GHz

Configuration #3



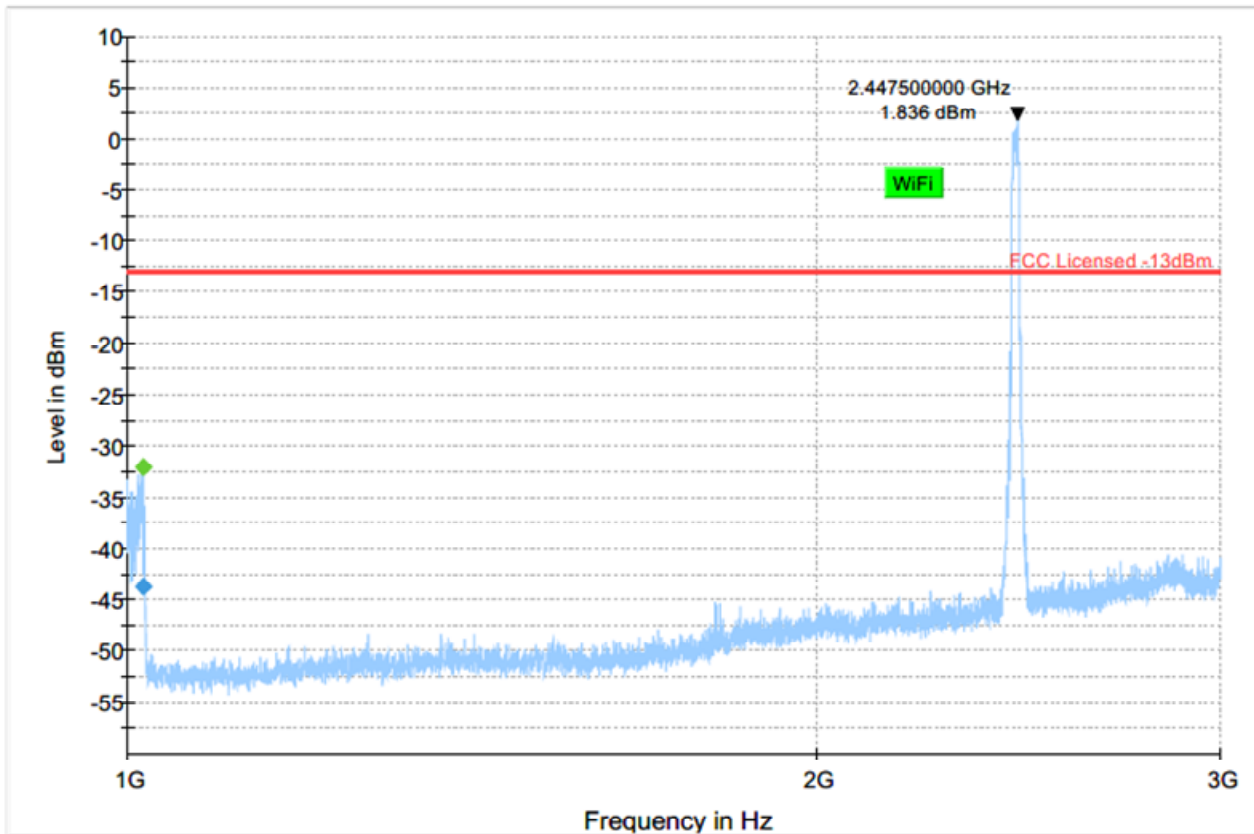
— Preview Result 1-PK+ — FCC Licensed -13dBm ◆ Final_Result RMS ◆ Final_Result PK

Plot # Radiated Emissions: 1-3 GHz

Configuration #3

Final Result

Frequency (MHz)	RMS (dBm)	MaxPeak (dBm)	Limit (dBm)	Margin (dB)	Meas. Time (ms)	Bandwidth (kHz)	Height (cm)	Pol	Azimuth (deg)	Corr. (dB)
1015.50	---	-32.09	---	---	500.0	1000.0	305.0	H	253.0	-67.8
1015.50	-43.74	---	-13.00	30.74	500.0	1000.0	305.0	H	253.0	-67.8



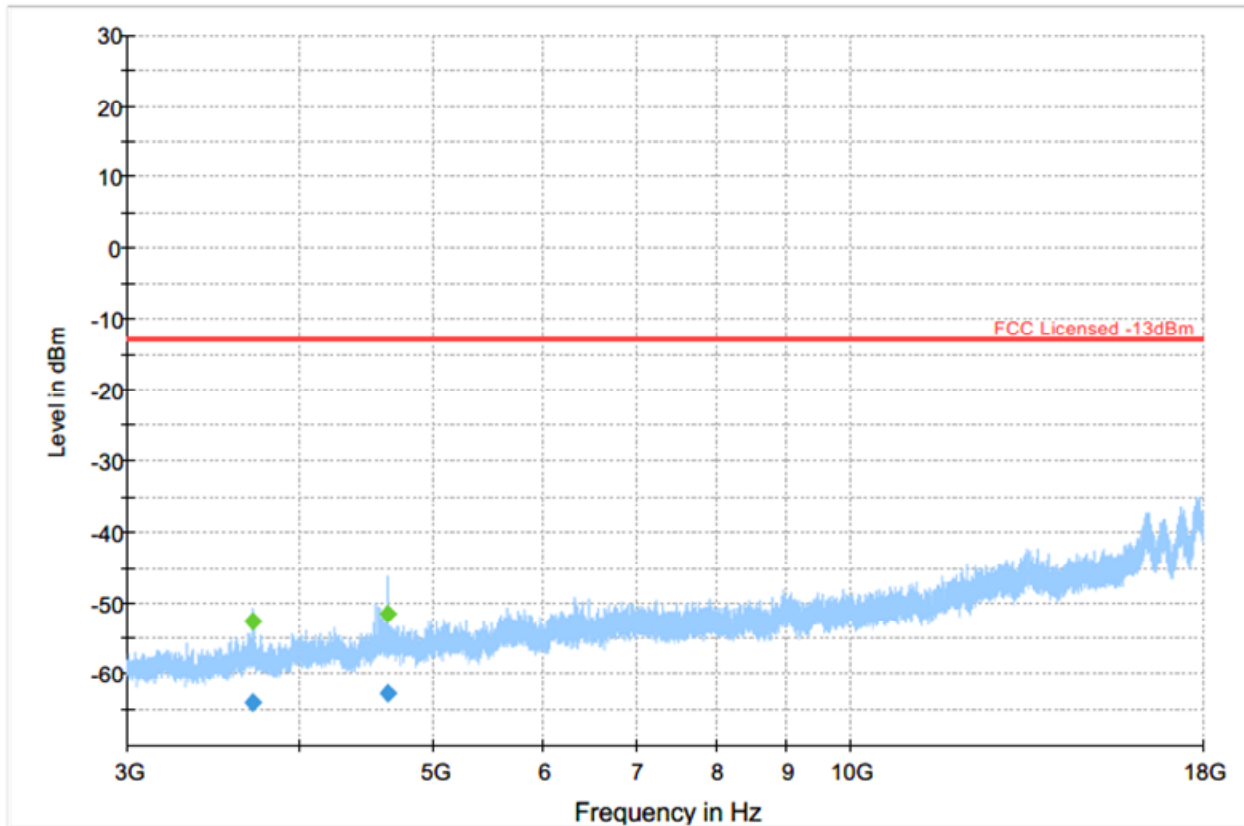
— Preview Result 1-PK+
 — FCC Licensed -13dBm
 ◆ Final_Result RMS
 ◆ Final_Result PK

Plot # Radiated Emissions: 3-18 GHz

Configuration #3

Final Result

Frequency (MHz)	RMS (dBm)	MaxPeak (dBm)	Limit (dBm)	Margin (dB)	Meas. Time (ms)	Bandwidth (kHz)	Height (cm)	Pol	Azimuth (deg)	Corr. (dB)
3702.75	---	-52.56	---	---	500.0	1000.0	167.0	H	15.0	-100.6
3702.75	-63.98	---	-13.00	50.98	500.0	1000.0	167.0	H	15.0	-100.6
4636.00	---	-51.52	---	---	500.0	1000.0	219.0	H	207.0	-98.4
4636.00	-62.77	---	-13.00	49.77	500.0	1000.0	219.0	H	207.0	-98.4

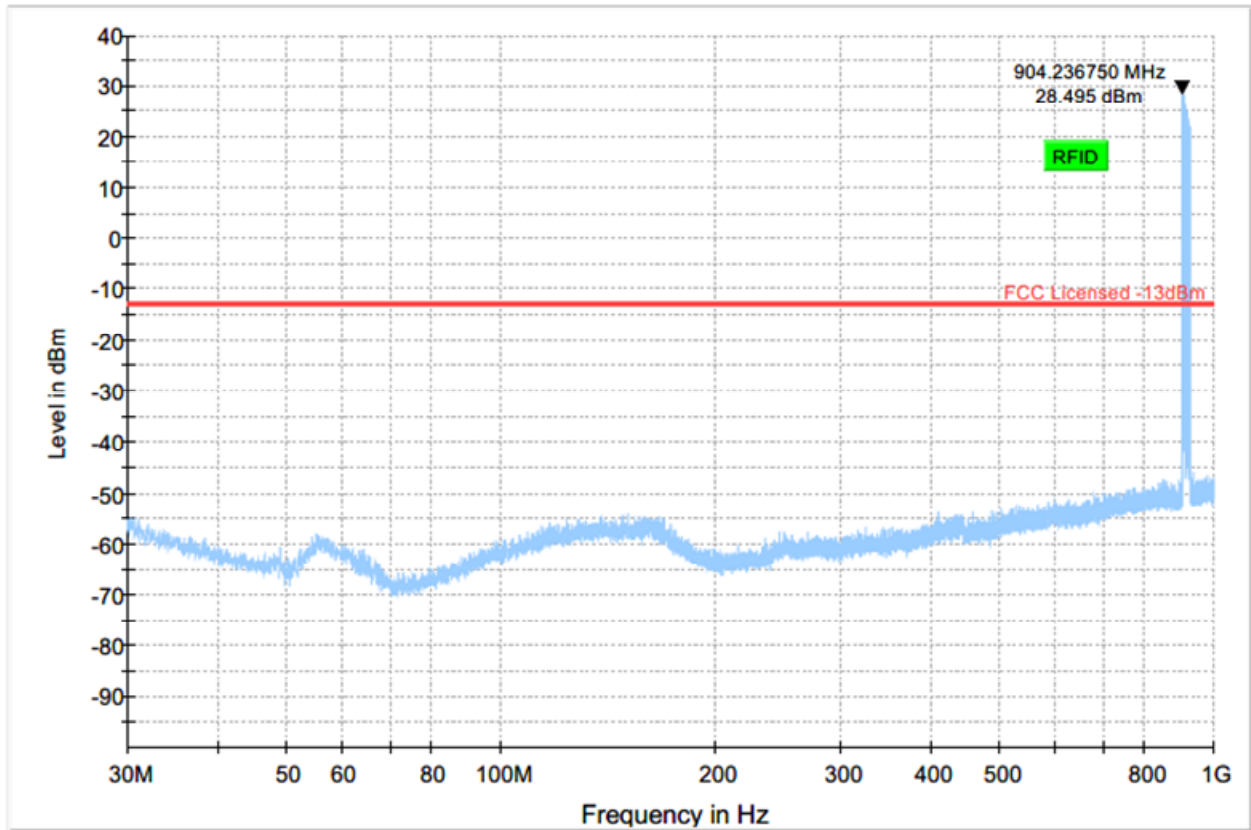


— Preview Result 1-PK+
 — FCC Licensed -13dBm
 ◆ Final_Result RMS
 ◆ Final_Result PK+

LTE Band 7

Plot # Radiated Emissions: 30 MHz – 1GHz

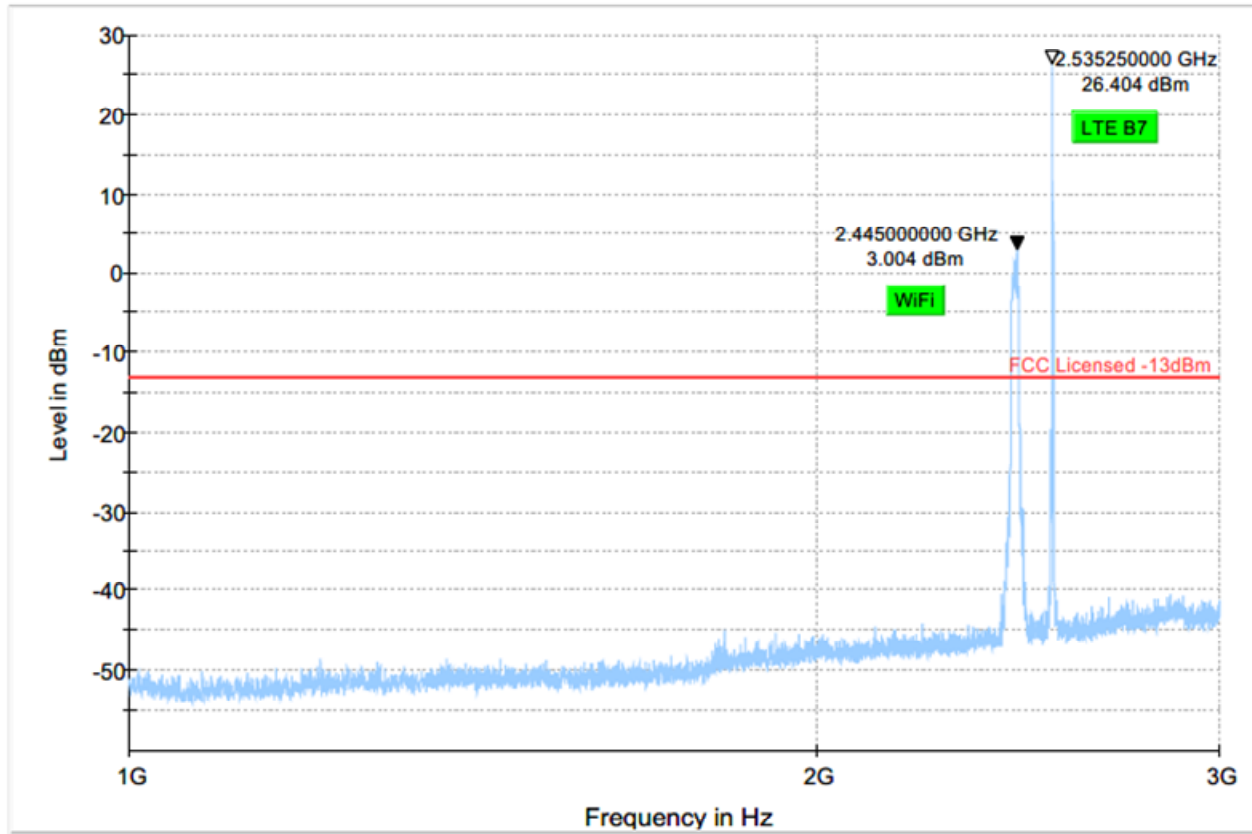
Configuration #3



Preview Result 1-PK+ FCC Licensed -13dBm Final_Result RMS Final_Result PK+

Plot # Radiated Emissions: 1-3 GHz

Configuration #3



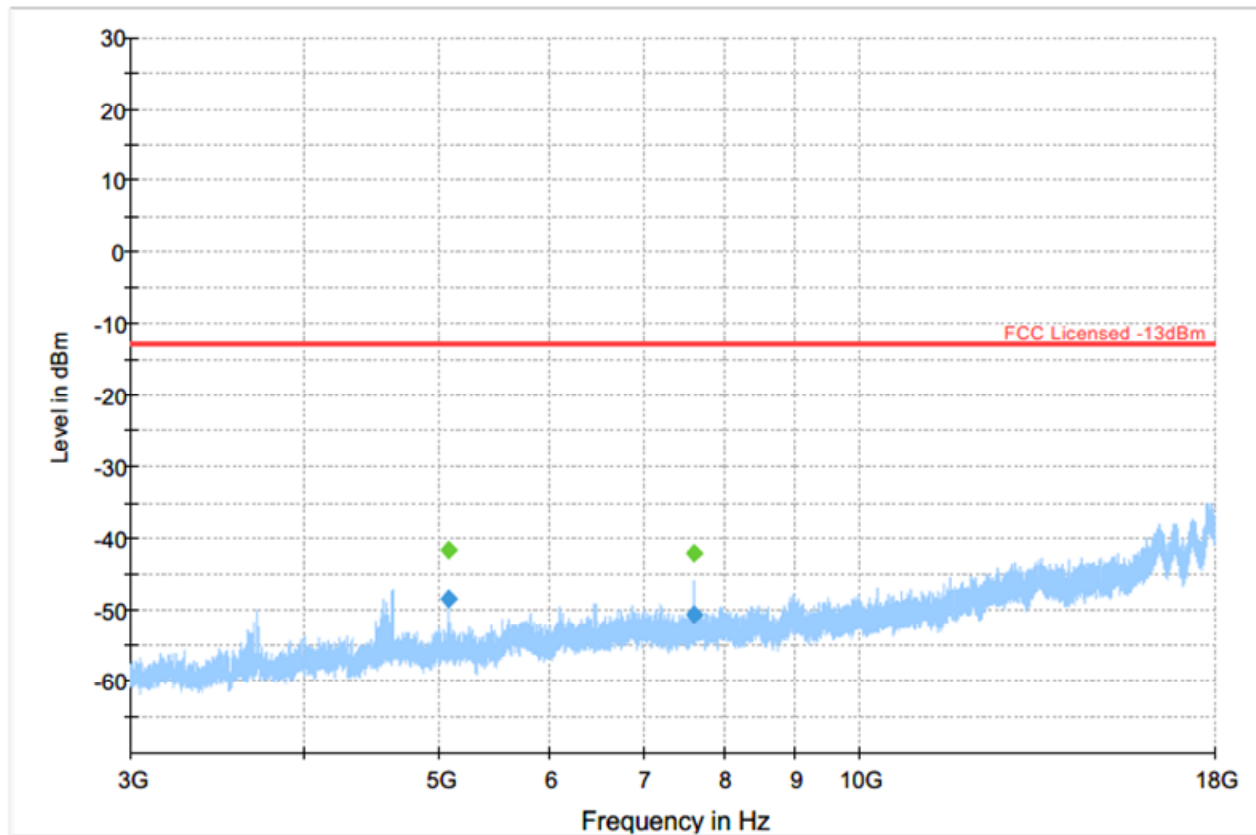
Preview Result 1-PK+ FCC Licensed -13dBm Final_Result RMS Final_Result PK

Plot # Radiated Emissions: 3-18 GHz

Configuration #3

Final Result

Frequency (MHz)	RMS (dBm)	MaxPeak (dBm)	Limit (dBm)	Margin (dB)	Meas. Time (ms)	Bandwidth (kHz)	Height (cm)	Pol	Azimuth (deg)	Corr. (dB)
5070.00	---	-41.60	---	---	500.0	1000.0	268.0	H	112.0	-97.8
5070.00	-48.46	---	-13.00	35.46	500.0	1000.0	268.0	H	112.0	-97.8
7605.00	---	-42.07	---	---	500.0	1000.0	213.0	V	79.0	-95.1
7605.00	-50.78	---	-13.00	37.78	500.0	1000.0	213.0	V	79.0	-95.1

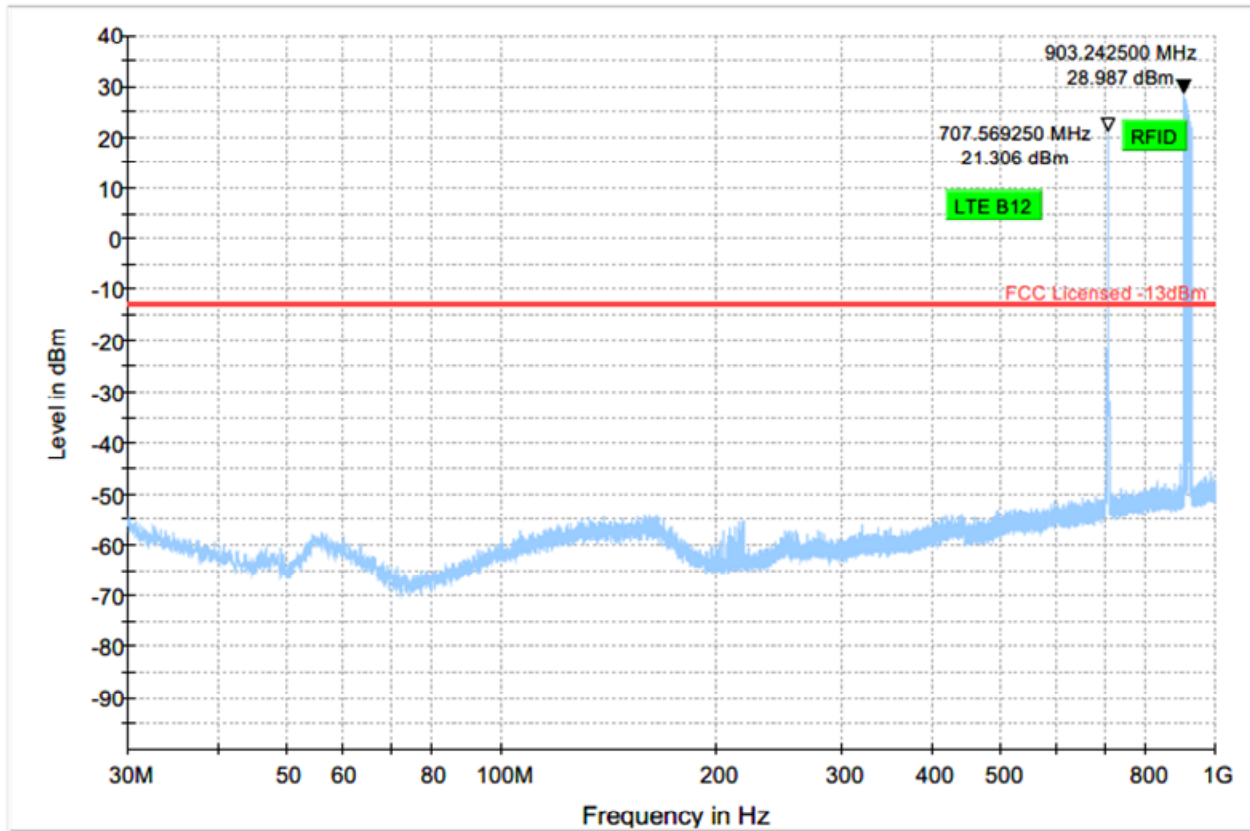


— Preview Result 1-PK+
 — FCC Licensed -13dBm
 ◆ Final_Result RMS
 ◆ Final_Result PK

LTE Band 12

Plot # Radiated Emissions: 30 MHz – 1GHz

Configuration #3



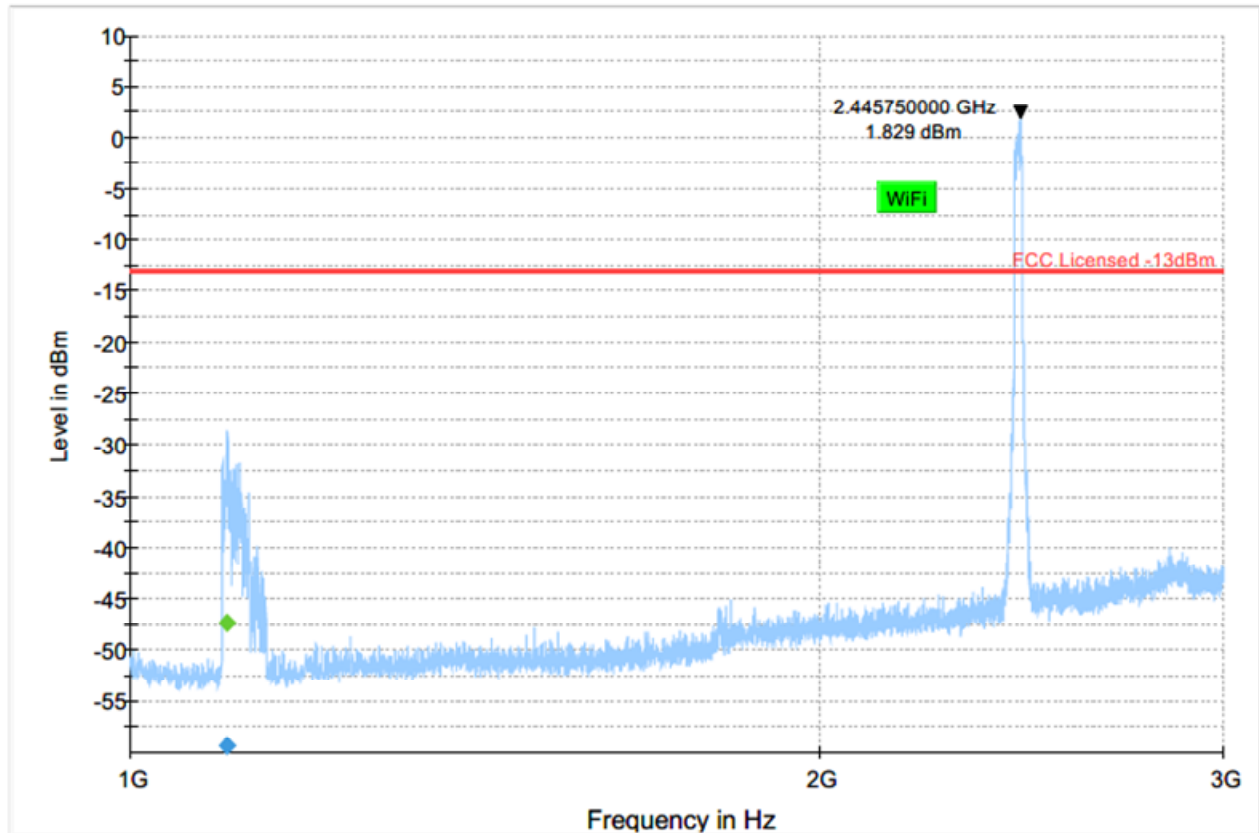
Preview Result 1-PK+ FCC Licensed -13dBm Final_Result RMS Final_Result PK

Plot # Radiated Emissions: 1-3 GHz

Configuration #3

Final Result

Frequency (MHz)	RMS (dBm)	MaxPeak (dBm)	Limit (dBm)	Margin (dB)	Meas. Time (ms)	Bandwidth (kHz)	Height (cm)	Pol	Azimuth (deg)	Corr. (dB)
1102.75	---	-47.42	---	---	500.0	1000.0	116.0	V	232.0	-67.5
1102.75	-59.45	---	-13.00	46.45	500.0	1000.0	116.0	V	232.0	-67.5



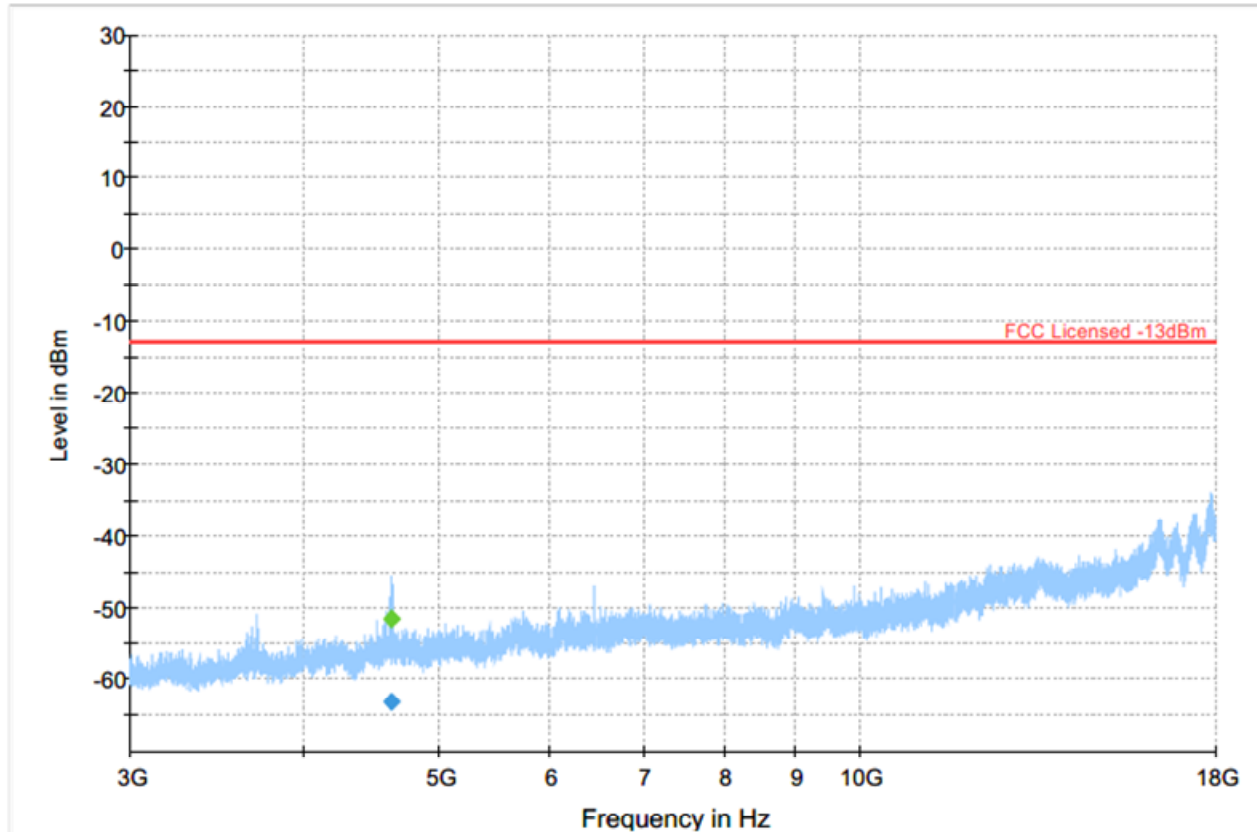
— Preview Result 1-PK+
 — FCC Licensed -13dBm
 ◆ Final_Result RMS
 ◆ Final_Result PK

Plot # Radiated Emissions: 3-18 GHz

Configuration #3

Final Result

Frequency (MHz)	RMS (dBm)	MaxPeak (dBm)	Limit (dBm)	Margin (dB)	Meas. Time (ms)	Bandwidth (kHz)	Height (cm)	Pol	Azimuth (deg)	Corr. (dB)
4621.00	---	-51.63	---	---	500.0	1000.0	325.0	H	250.0	-98.5
4621.00	-63.12	---	-13.00	50.12	500.0	1000.0	325.0	H	250.0	-98.5

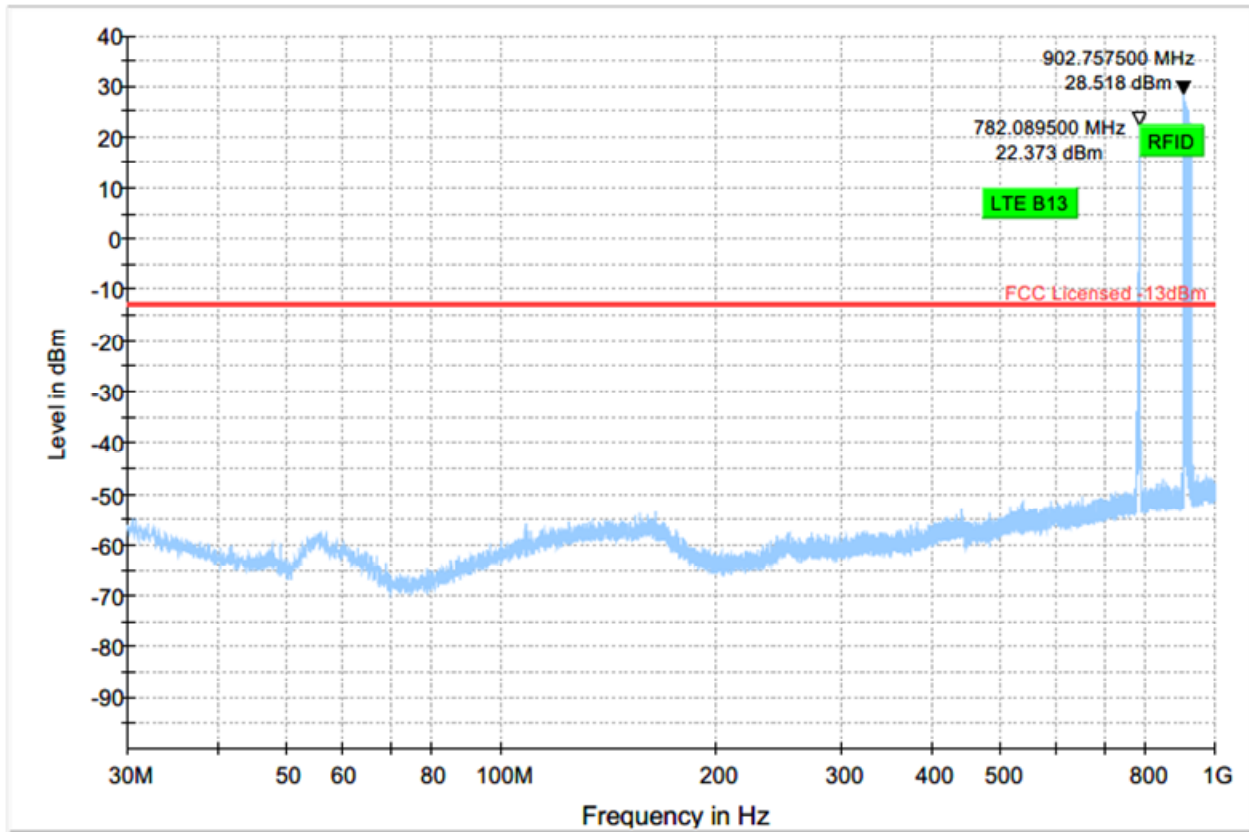


— Preview Result 1-PK+
 — FCC Licensed -13dBm
 ◆ Final_Result RMS
 ◆ Final_Result PK

LTE Band 13

Plot # Radiated Emissions: 30 MHz – 1GHz

Configuration #3



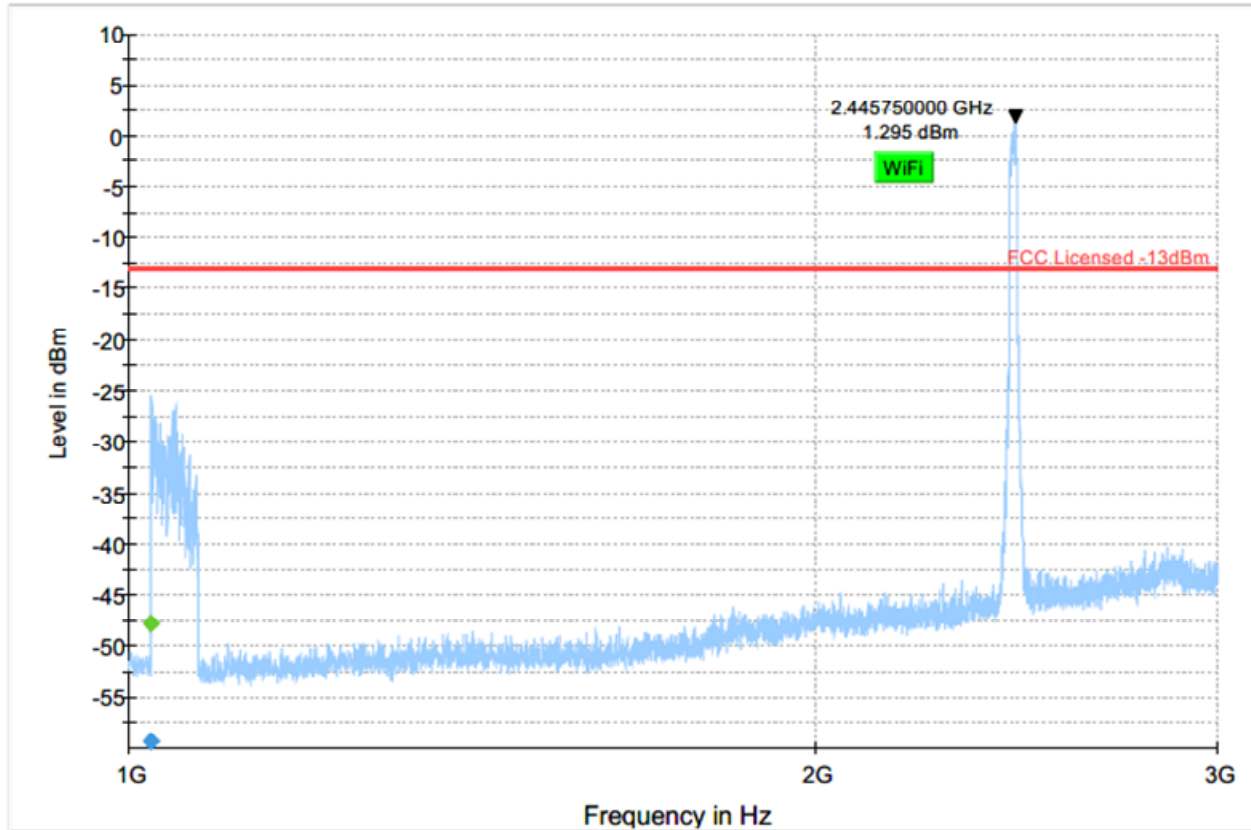
— Preview Result 1-PK+ — FCC Licensed -13dBm ◆ Final_Result RMS ◆ Final_Result PK+

Plot # Radiated Emissions: 1-3 GHz

Configuration #3

Final Result

Frequency (MHz)	RMS (dBm)	MaxPeak (dBm)	Limit (dBm)	Margin (dB)	Meas. Time (ms)	Bandwidth (kHz)	Height (cm)	Poi	Azimuth (deg)	Corr. (dB)
1023.25	---	-47.85	---	---	500.0	1000.0	244.0	H	259.0	-67.8
1023.25	-59.40	---	-13.00	46.40	500.0	1000.0	244.0	H	259.0	-67.8



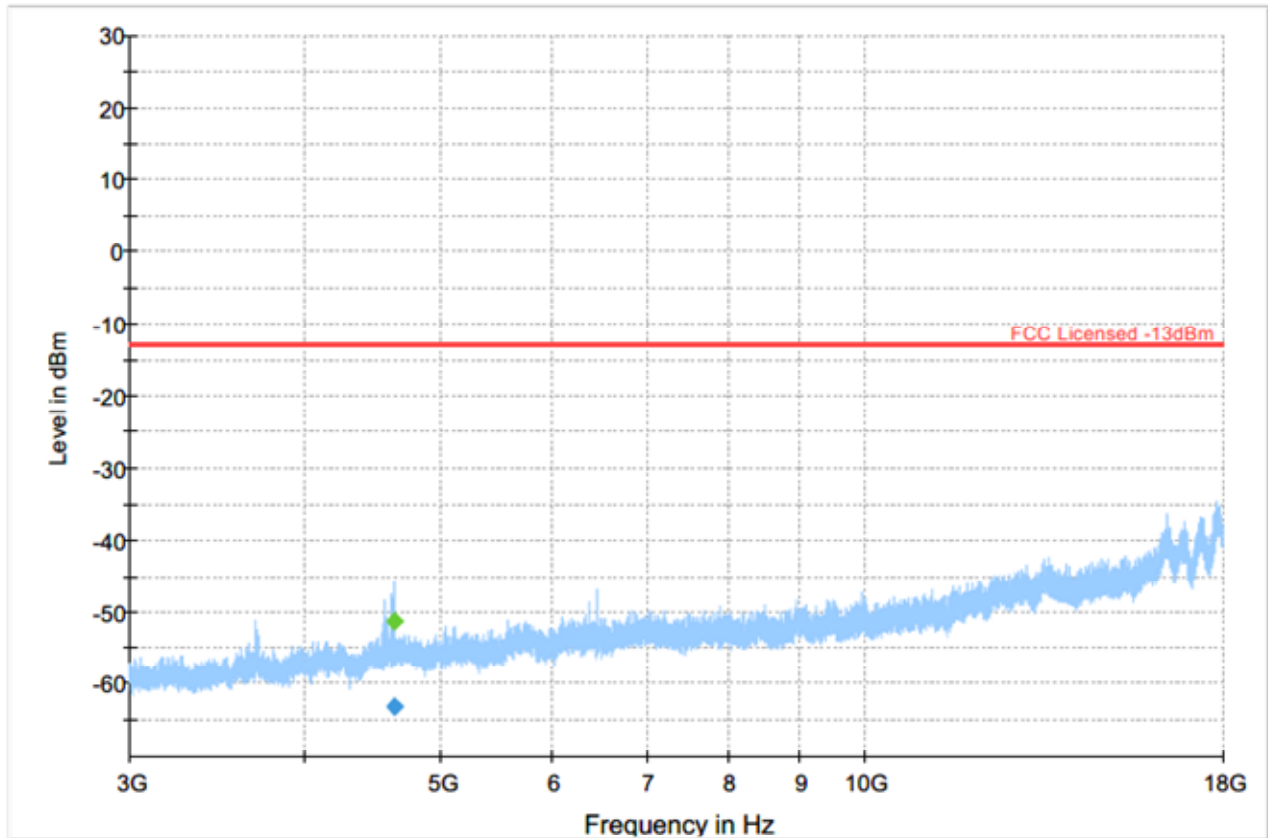
— Preview Result 1-PK+
 — FCC Licensed -13dBm
 ◆ Final_Result RMS
 ◆ Final_Result PK

Plot # Radiated Emissions: 3-18 GHz

Configuration #3

Final Result

Frequency (MHz)	RMS (dBm)	MaxPeak (dBm)	Limit (dBm)	Margin (dB)	Meas. Time (ms)	Bandwidth (kHz)	Height (cm)	Pol	Azimuth (deg)	Corr. (dB)
4626.00	---	-51.34	---	---	500.0	1000.0	107.0	V	220.0	-98.5
4626.00	-63.13	---	-13.00	50.13	500.0	1000.0	107.0	V	220.0	-98.5

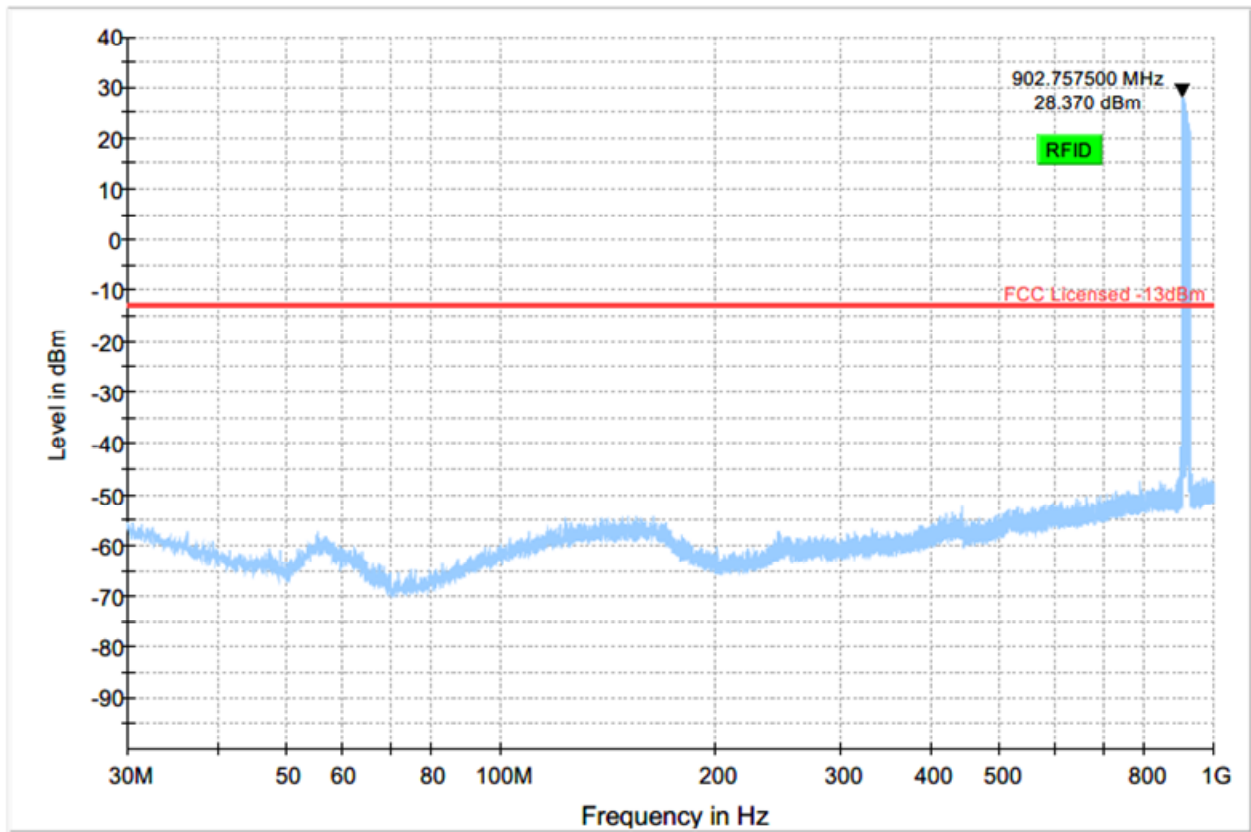


— Preview Result 1-PK+
 — FCC Licensed -13dBm
 ◆ Final_Result RMS
 ◆ Final_Result PK

LTE Band 25

Plot # Radiated Emissions: 30 MHz – 1GHz

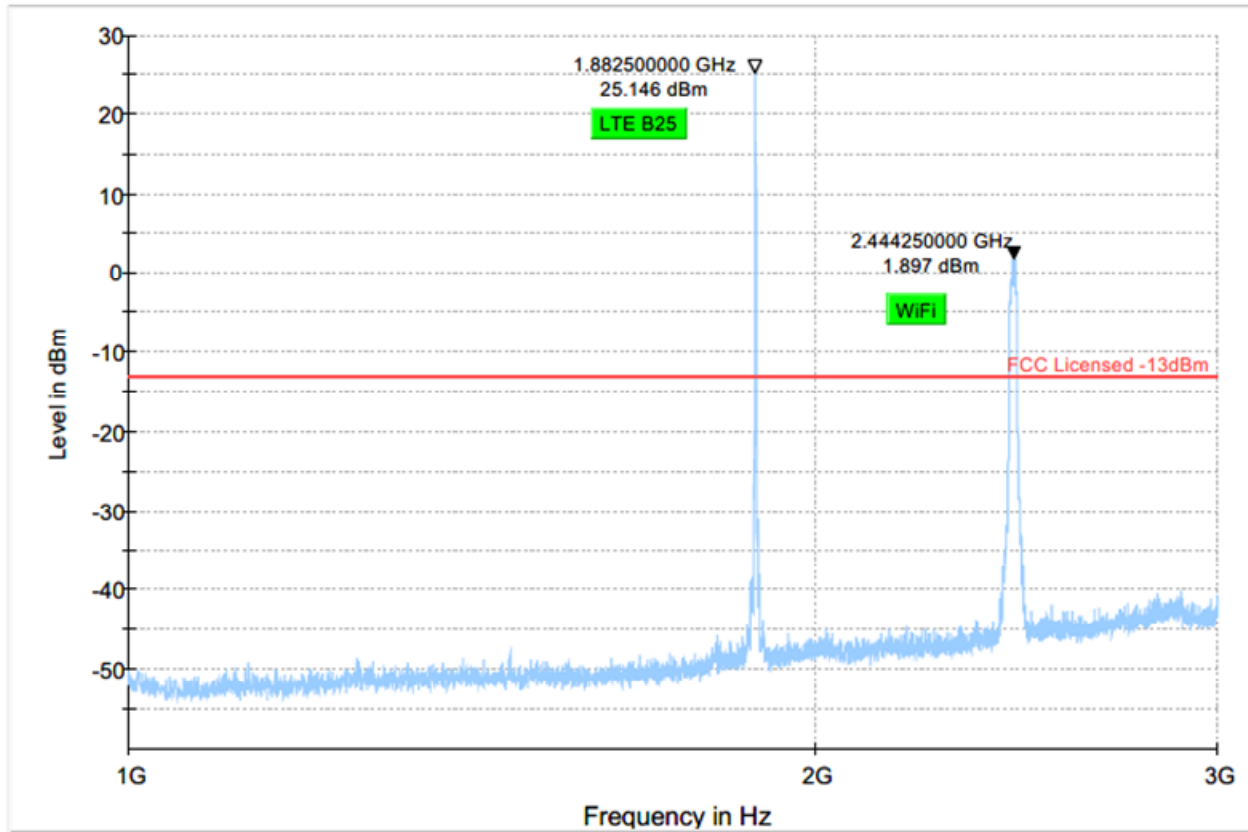
Configuration #3



Preview Result 1-PK+ FCC Licensed -13dBm Final_Result RMS Final_Result PK+

Plot # Radiated Emissions: 1-3 GHz

Configuration #3



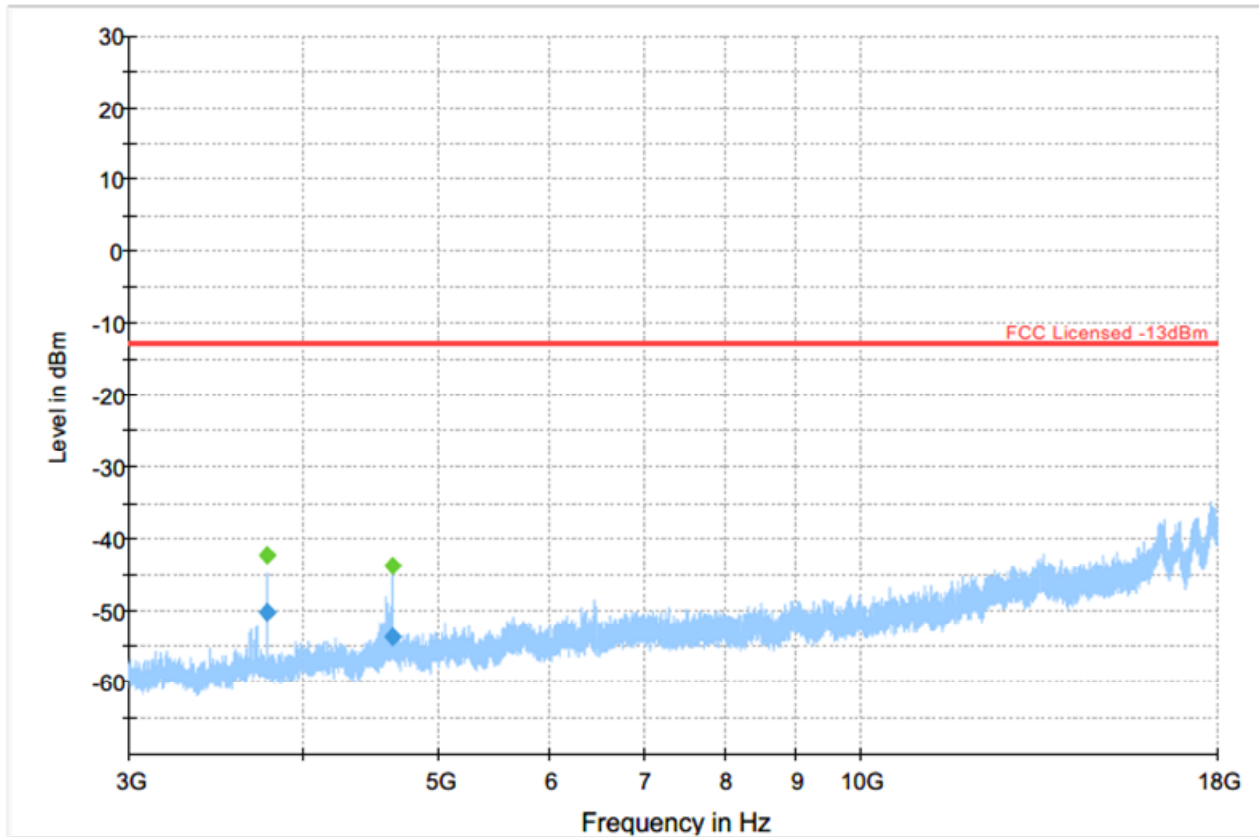
Preview Result 1-PK+ FCC Licensed -13dBm Final_Result RMS Final_Result PK

Plot # Radiated Emissions: 3-18 GHz

Configuration #3

Final Result

Frequency (MHz)	RMS (dBm)	MaxPeak (dBm)	Limit (dBm)	Margin (dB)	Meas. Time (ms)	Bandwidth (kHz)	Height (cm)	Pol	Azimuth (deg)	Corr. (dB)
3765.00	---	-42.23	---	---	500.0	1000.0	118.0	V	117.0	-100.9
3765.00	-50.24	---	-13.00	37.24	500.0	1000.0	118.0	V	117.0	-100.9
4631.00	---	-43.89	---	---	500.0	1000.0	125.0	V	207.0	-98.5
4631.00	-53.65	---	-13.00	40.65	500.0	1000.0	125.0	V	207.0	-98.5

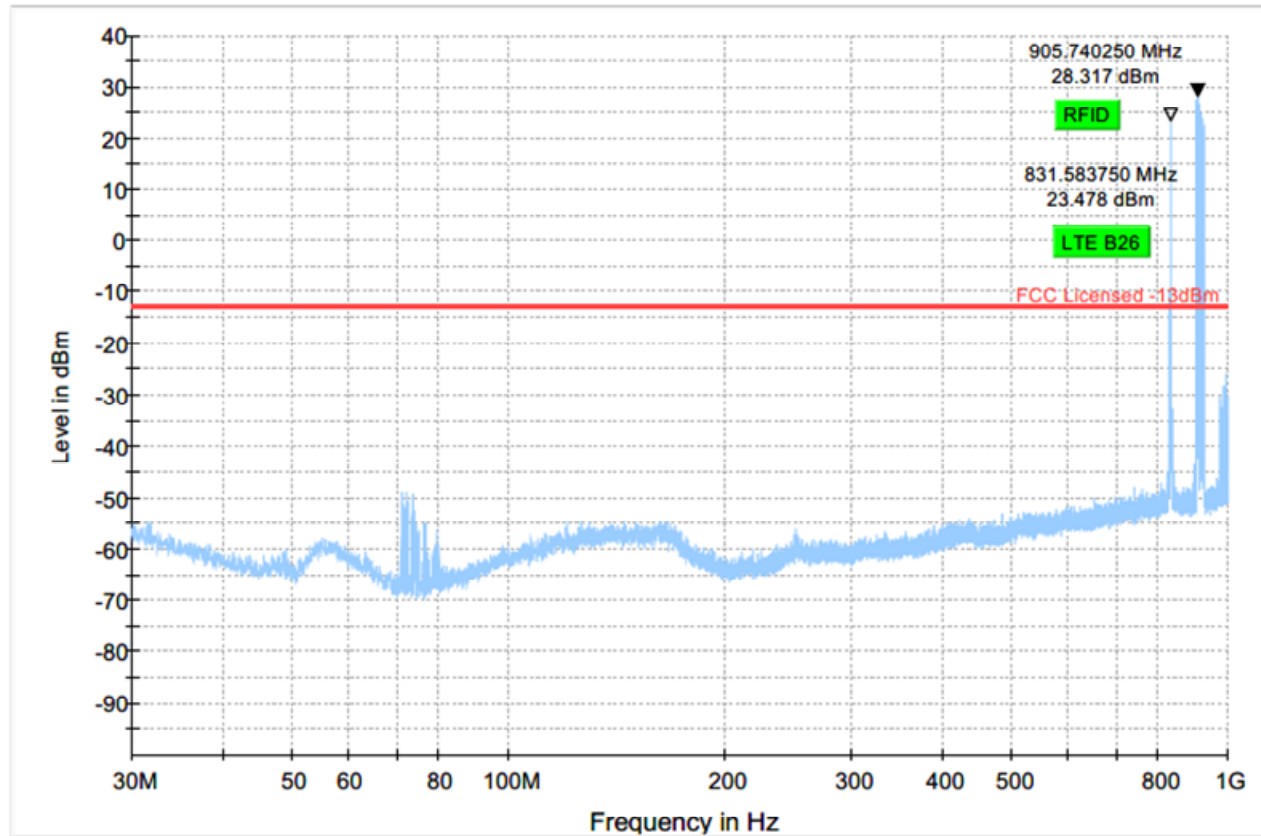


— Preview Result 1-PK+
 — FCC Licensed -13dBm
 ◆ Final_Result RMS
 ◆ Final_Result PK

LTE Band 26

Plot # Radiated Emissions: 30 MHz – 1GHz

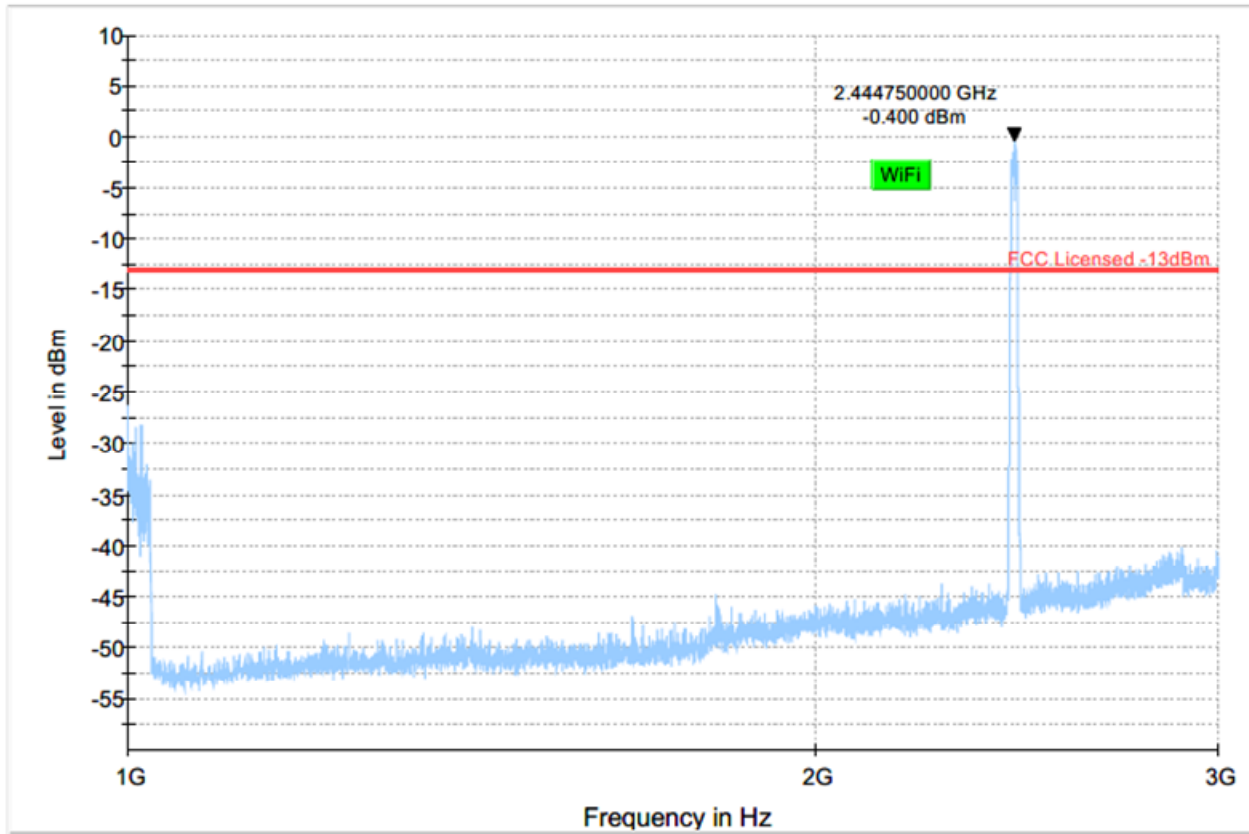
Configuration #3



Preview Result 1-PK+ FCC Licensed -13dBm Final_Result RMS Final_Result PK+

Plot # Radiated Emissions: 1-3 GHz

Configuration #3



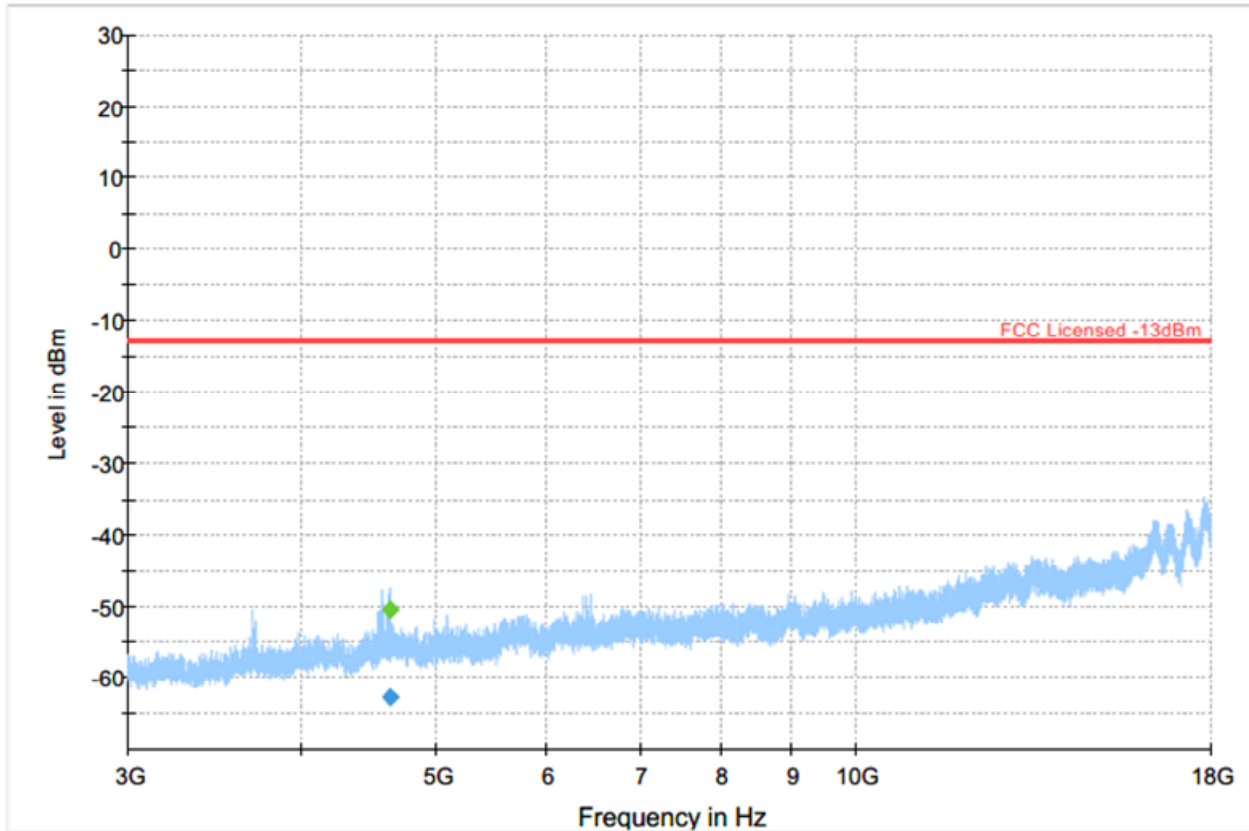
Preview Result 1-PK+ FCC Licensed -13dBm Final_Result RMS Final_Result PK

Plot # Radiated Emissions: 3-18 GHz

Configuration #3

Final Result

Frequency (MHz)	RMS (dBm)	MaxPeak (dBm)	Limit (dBm)	Margin (dB)	Meas. Time (ms)	Bandwidth (kHz)	Height (cm)	Pol	Azimuth (deg)	Corr. (dB)
4633.50	---	-50.56	---	---	500.0	1000.0	175.0	H	100.0	-98.5
4633.50	-62.75	---	-13.00	49.75	500.0	1000.0	175.0	H	100.0	-98.5

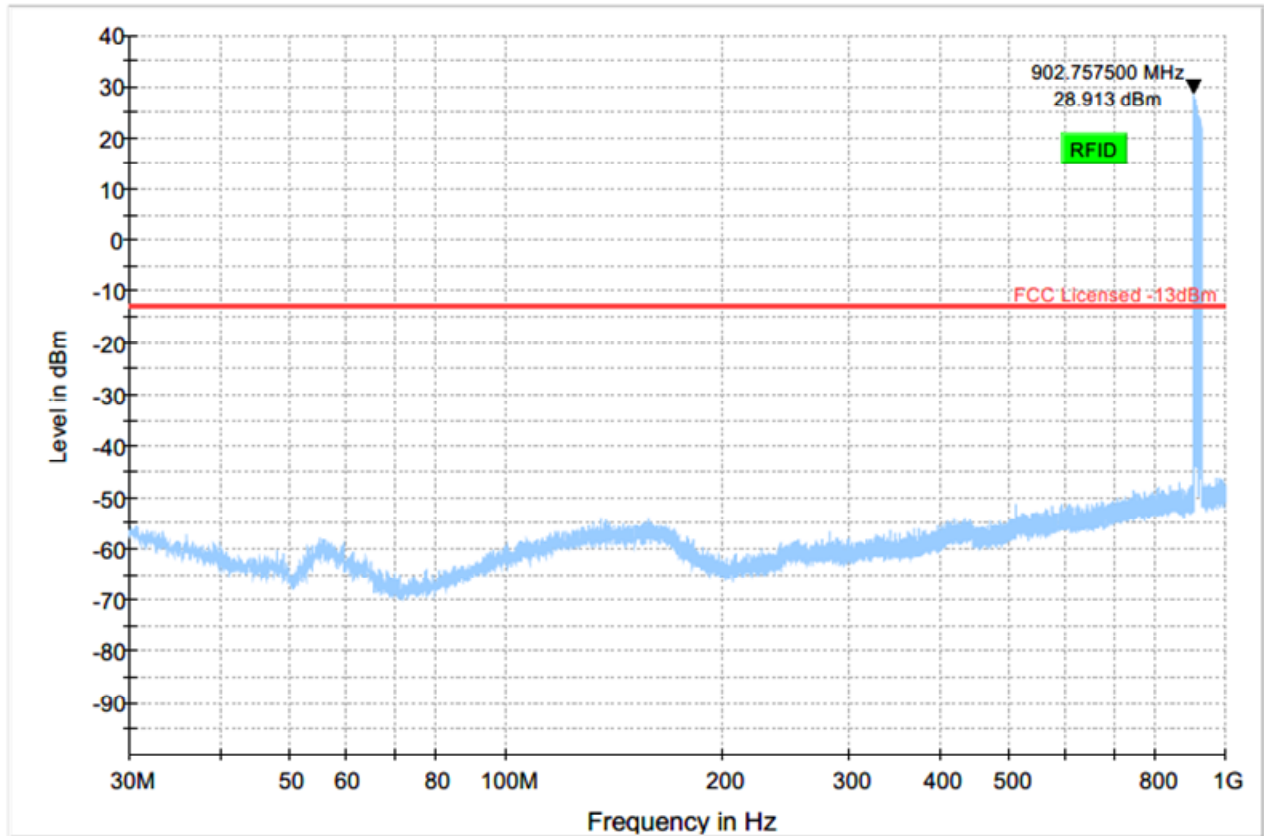


— Preview Result 1-PK+
 — FCC Licensed -13dBm
 ◆ Final_Result RMS
 ◆ Final_Result PK

LTE Band 41

Plot # Radiated Emissions: 30 MHz – 1GHz

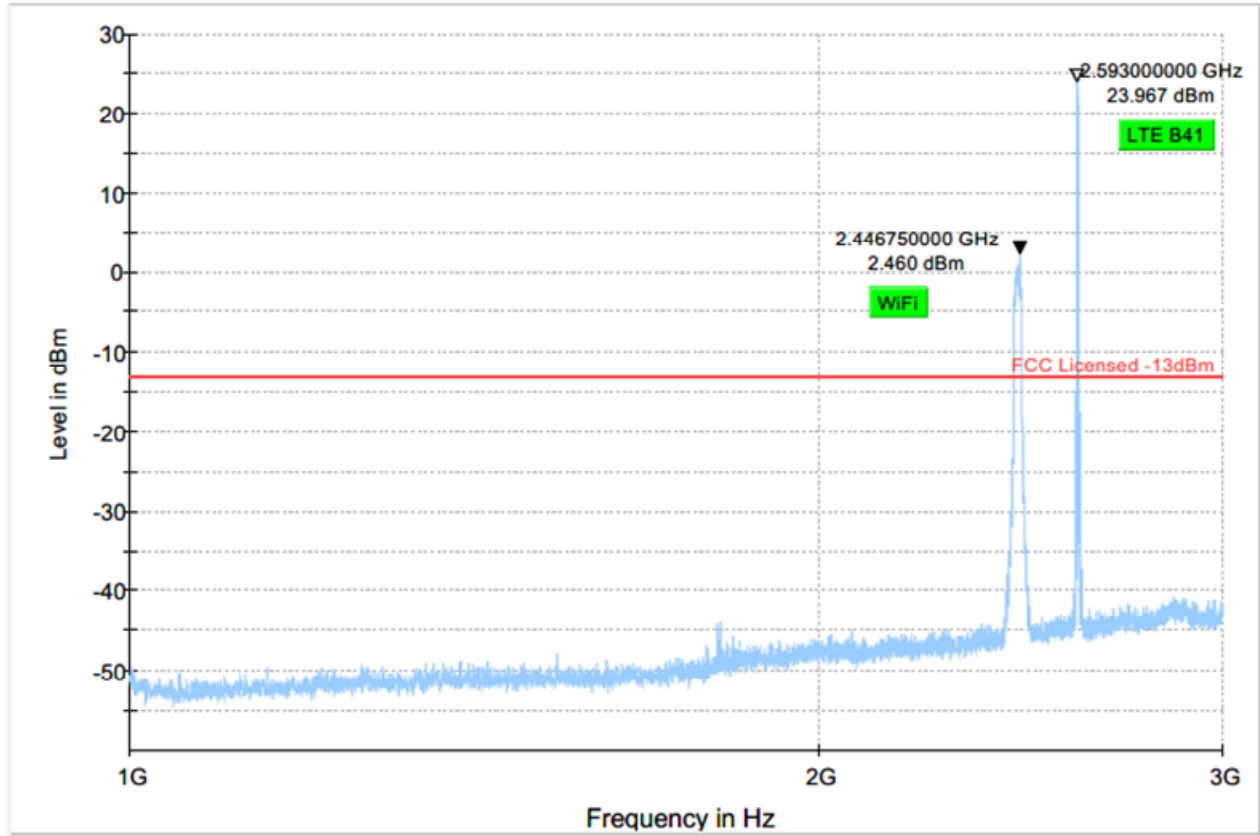
Configuration #3



Preview Result 1-PK+ FCC Licensed -13dBm Final_Result RMS Final_Result PK

Plot # Radiated Emissions: 1-3 GHz

Configuration #3



Preview Result 1-PK+ FCC Licensed -13dBm Final_Result RMS Final_Result PK