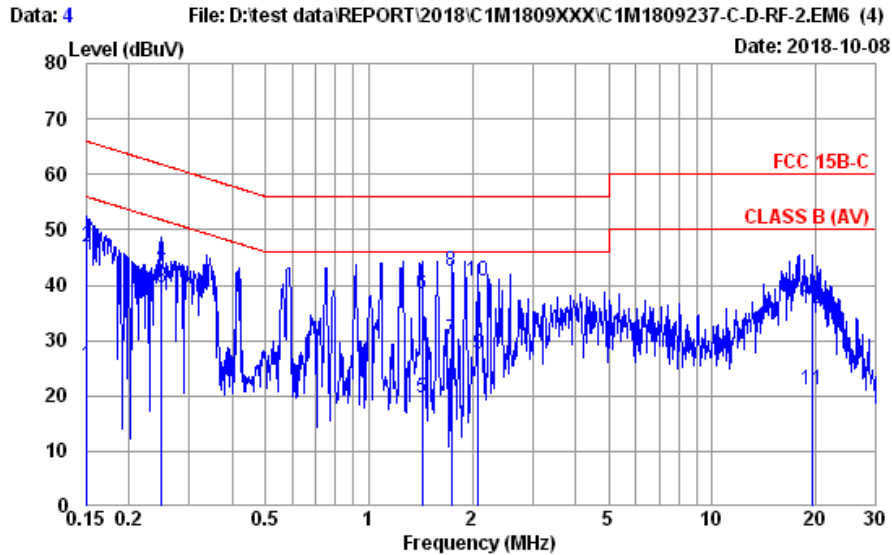


TABLE OF CONTENTS

A.1 CONDUCTED EMISSION	2
A.2 RADIATED EMISSION	4
A.2.1 Emissions within Restricted Frequency Bands.....	4
A.2.2 Emissions outside the frequency band.....	32
A.2.3 Emissions in Non-restricted Frequency Bands.....	47
A.3 EMISSION BANDWIDTH	48
A.3.1 Emission Bandwidth Result.....	48
A.3.2 Measurement Plots	50
A.4 MAXIMUM OUTPUT POWER	59
A.4.1 Average Output Power	59
A.4.2 Measurement Plots	61
A.5 EMISSION LIMITATIONS MEASUREMENT	63
A.6 POWER SPECTRAL DENSITY	67
A.6.1 Power Spectral Density Result	67
A.6.2 Measurement Plots	69
A.7 FREQUENCY STABILITY	76
A.7.1 Frequency stability Result	76

A.1 CONDUCTED EMISSION

Test Date	2018/10/08	Temp./Hum.	21°C/62%
Test Voltage	AC 120V 60Hz		

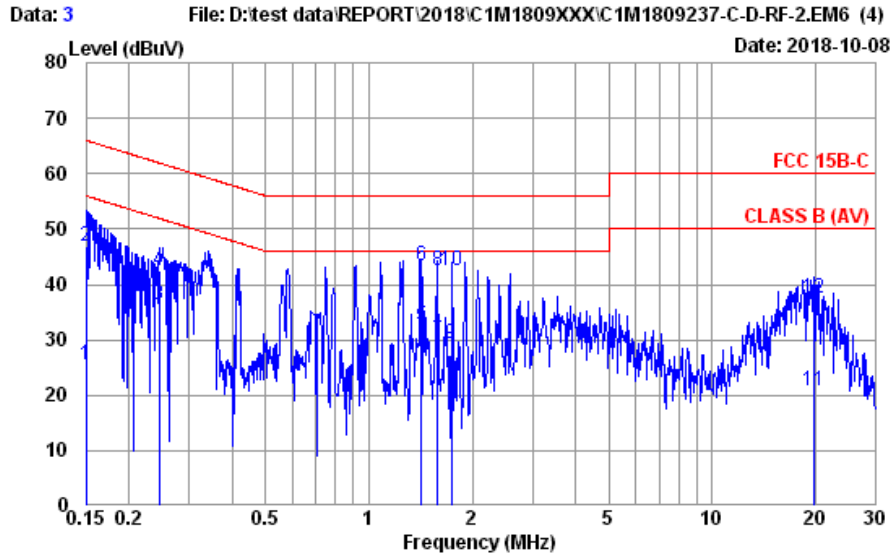


Site no. : No.7 Shielded Room Data no. : 4
 Condition : ESH2-Z5 366(ADAPTER) LISN Phase : NEUTRAL
 Limit : FCC 15B-C
 Env. / Ins. : 21°C / 62% ESCI (1276) Engineer : NICK
 EUT : HSD-0015-Q
 Power Rating : 120Vac/60Hz
 Test Mode : Operating

	Freq. (MHz)	AMN Factor (dB)	Cable Loss (dB)	Pulse Att. (dB)	Reading (dBμV)	Emission Level (dBμV)	Limits (dBμV)	Margin (dB)	Remark
1	0.151	0.13	0.03	9.98	15.44	25.58	55.96	30.38	Average
2	0.151	0.13	0.03	9.98	36.66	46.80	65.96	19.16	QP
3	0.249	0.14	0.03	9.98	29.52	39.67	51.78	12.11	Average
4	0.249	0.14	0.03	9.98	33.90	44.05	61.78	17.73	QP
5	1.426	0.19	0.05	9.99	9.40	19.63	46.00	26.37	Average
6	1.426	0.19	0.05	9.99	28.19	38.42	56.00	17.58	QP
7	1.744	0.19	0.06	9.99	19.85	30.09	46.00	15.91	Average
8	1.744	0.19	0.06	9.99	32.20	42.44	56.00	13.56	QP
9	2.077	0.20	0.06	9.99	17.24	27.49	46.00	18.51	Average
10	2.077	0.20	0.06	9.99	30.39	40.64	56.00	15.36	QP
11	19.532	0.94	0.21	10.07	9.74	20.96	50.00	29.04	Average
12	19.532	0.94	0.21	10.07	24.65	35.87	60.00	24.13	QP

Remarks: 1. Emission Level= AMN Factor + Cable Loss + Pulse Att. + Reading.
 2. If the average limit is met when using a quasi-peak detector, the EUT shall be deemed to meet both limits and measurement with average detector is unnecessary.

Test Date	2018/10/08	Temp./Hum.	21°C/62%
Test Voltage	AC 120V 60Hz		



Site no. : No.7 Shielded Room Data no. : 3
 Condition : ESH2-Z5 366(ADAPTER) LISN Phase : LINE
 Limit : FCC 15B-C
 Env. / Ins. : 21°C / 62% ESCI (1276) Engineer : NICK
 EUT : HSD-0015-Q
 Power Rating : 120Vac/60Hz
 Test Mode : Operating

	Freq. (MHz)	AMN Factor (dB)	Cable Loss (dB)	Pulse Att. (dB)	Reading (dBμV)	Emission Level (dBμV)	Limits (dBμV)	Margin (dB)	Remark
1	0.150	0.13	0.03	9.98	15.28	25.42	55.99	30.57	Average
2	0.150	0.13	0.03	9.98	36.79	46.93	65.99	19.06	QP
3	0.246	0.13	0.03	9.98	26.21	36.35	51.91	15.56	Average
4	0.246	0.13	0.03	9.98	32.26	42.40	61.91	19.51	QP
5	1.418	0.18	0.05	9.99	22.27	32.49	46.00	13.51	Average
6	1.418	0.18	0.05	9.99	33.16	43.38	56.00	12.62	QP
7	1.585	0.18	0.05	9.99	19.57	29.79	46.00	16.21	Average
8	1.585	0.18	0.05	9.99	32.14	42.36	56.00	13.64	QP
9	1.744	0.18	0.06	9.99	19.08	29.31	46.00	16.69	Average
10	1.744	0.18	0.06	9.99	32.18	42.41	56.00	13.59	QP
11	19.740	0.86	0.21	10.07	9.77	20.91	50.00	29.09	Average
12	19.740	0.86	0.21	10.07	26.32	37.46	60.00	22.54	QP

Remarks: 1. Emission Level= AMN Factor + Cable Loss + Pulse Att. + Reading.
 2. If the average limit is met when using a quasi-peak detector, the EUT shall be deemed to meet both limits and measurement with average detector is unnecessary.

A.2 RADIATED EMISSION

Test Date	2018/11/20	Temp./Hum.	24°C/53%
Test Voltage	AC 120V, 60Hz		

A.2.1 Emissions within Restricted Frequency Bands

A.2.1.1 Frequency 9kHz~30MHz

The emissions (9kHz~30MHz) not reported for there is no emission be found.

A.2.1.2 Frequency Below 1GHz

Mode	802.11ac-VHT20	UNII Band	II-2A
		Frequency	TX 5260MHz

Antenna at Horizontal Polarization

Emission Frequency (MHz)	Antenna Factor (dB/m)	Cable Loss (dB)	Meter Reading (dBμV)	Emission Level (dBμV/m)	Limits (dBμV/m)	Margin (dB)	Detector
59.10	12.75	1.71	16.17	30.63	40.00	9.37	Peak
125.06	18.55	2.56	19.58	40.69	43.50	2.81	Peak
185.20	15.52	3.19	12.65	31.36	43.50	12.14	Peak
306.45	19.68	4.40	8.45	32.53	46.00	13.47	Peak
360.77	21.13	5.10	8.73	34.96	46.00	11.04	Peak
456.80	22.72	6.08	5.43	34.23	46.00	11.77	Peak

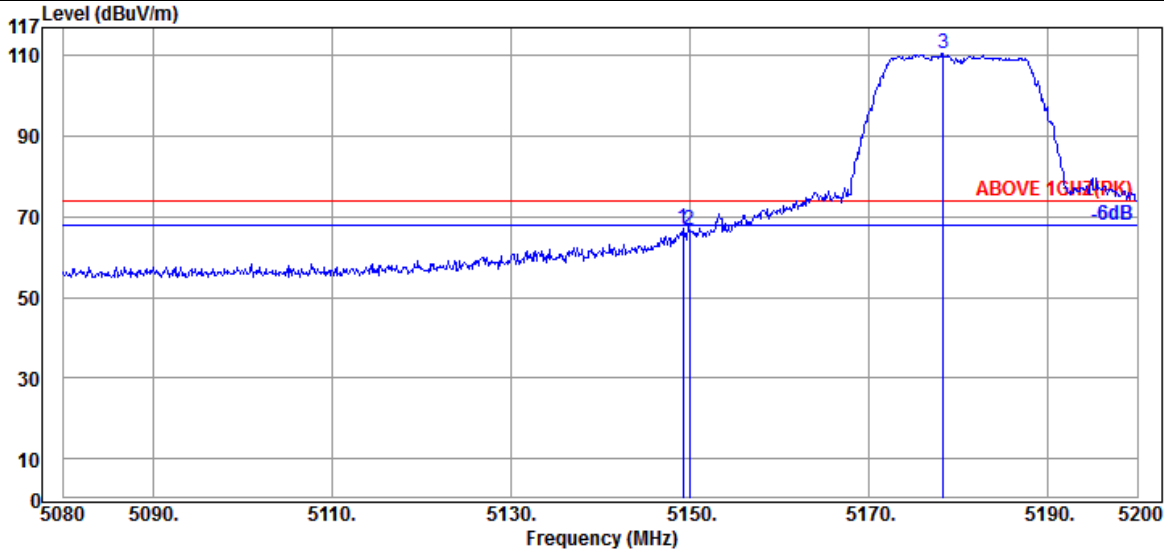
Antenna at Vertical Polarization

Emission Frequency (MHz)	Antenna Factor (dB/m)	Cable Loss (dB)	Meter Reading (dBμV)	Emission Level (dBμV/m)	Limits (dBμV/m)	Margin (dB)	Detector
31.94	23.76	1.25	13.98	38.99	40.00	1.01	Peak
126.03	18.50	2.57	20.01	41.08	43.50	2.42	Peak
198.78	15.73	3.33	13.20	32.26	43.50	11.24	Peak
307.42	19.71	4.42	8.43	32.56	46.00	13.44	Peak
456.80	22.72	6.08	6.38	35.18	46.00	10.82	Peak
664.38	24.79	6.97	6.36	38.12	46.00	7.88	Peak

A.2.1.3 Frequency Above 1 GHz to 10th harmonics

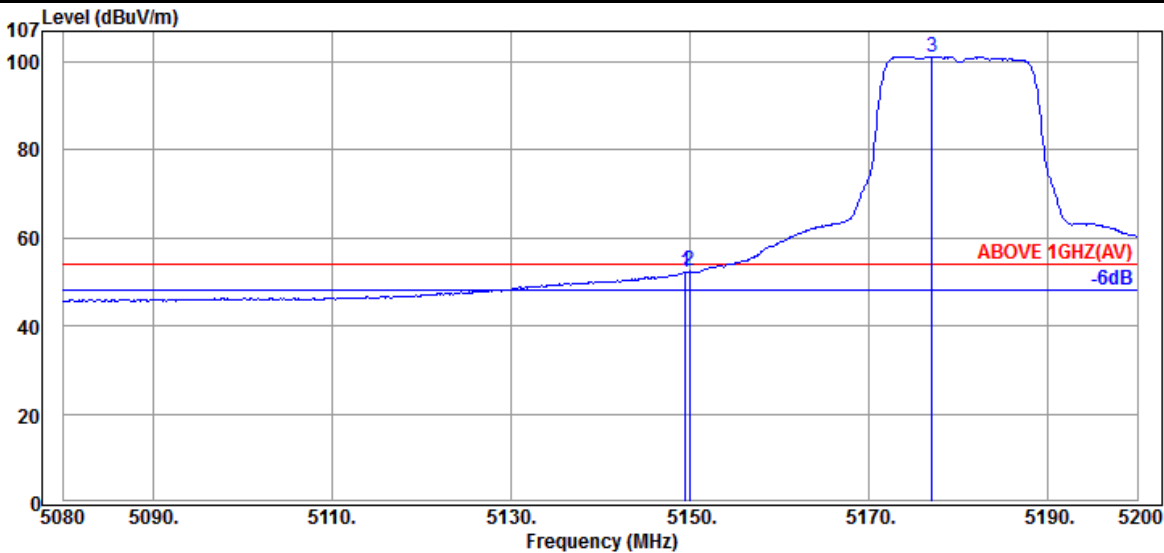
Band Edge:

Mode	802.11a	UNII Band	I
		Frequency	TX 5180MHz



Antenna at Horizontal Polarization

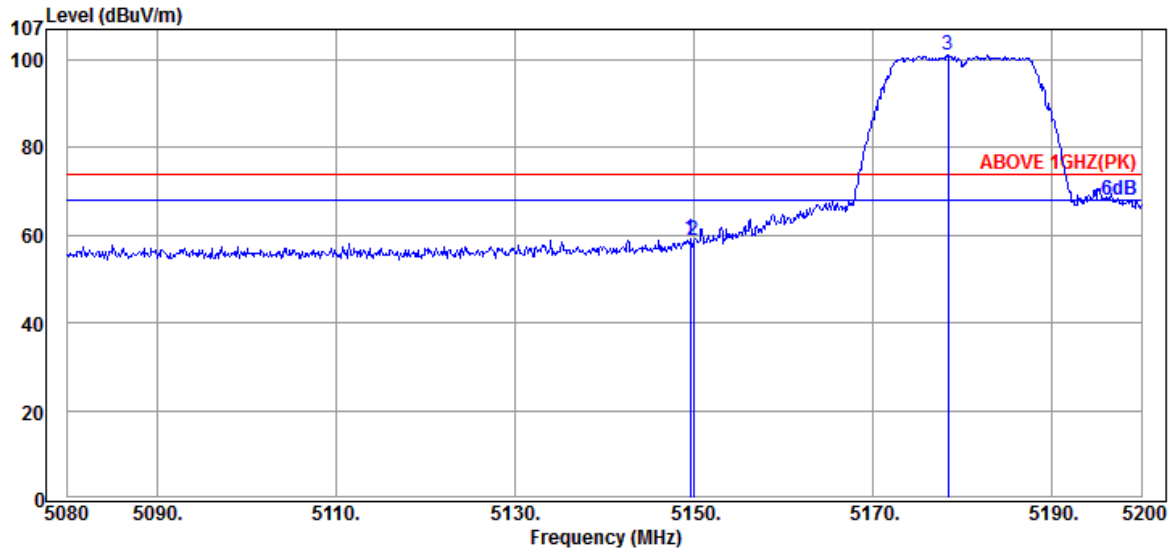
Emission Frequency (MHz)	Antenna Factor (dB/m)	Cable Loss (dB)	Meter Reading (dBμV)	Emission Level (dBμV/m)	Limits (dBμV/m)	Margin (dB)	Detector
5149.24	33.44	9.34	24.48	67.26	74.00	6.74	Peak
5149.96	33.44	9.34	23.85	66.63	74.00	7.37	Peak
5178.28	33.49	9.36	67.63	110.48	---	---	Peak



Antenna at Horizontal Polarization

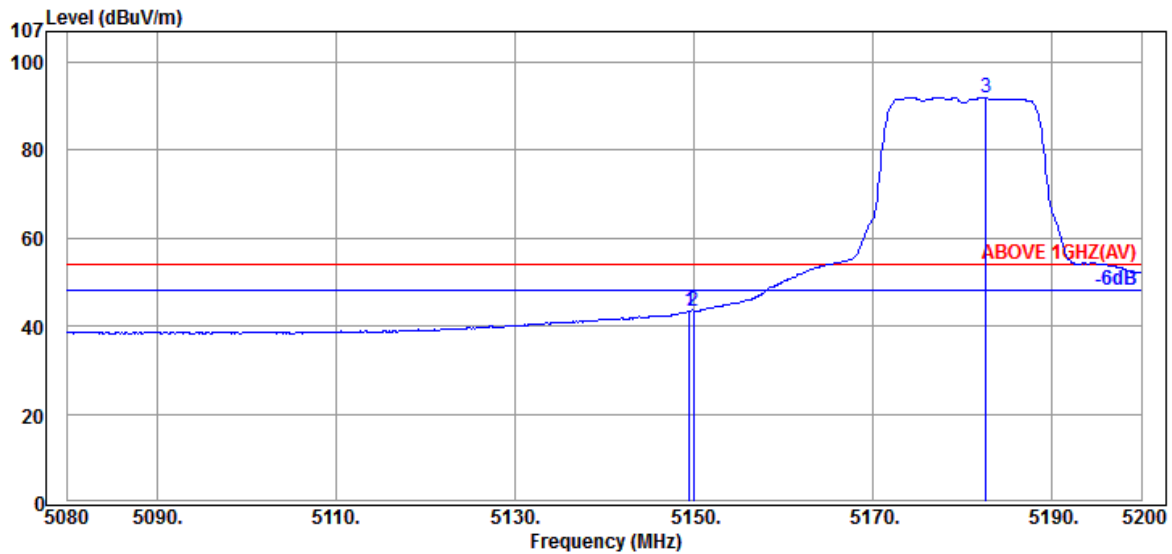
Emission Frequency (MHz)	Antenna Factor (dB/m)	Cable Loss (dB)	Meter Reading (dBμV)	Emission Level (dBμV/m)	Limits (dBμV/m)	Margin (dB)	Detector
5149.48	33.44	9.34	9.36	52.14	54.00	1.86	Average
5149.96	33.44	9.34	9.70	52.48	54.00	1.52	Average
5177.08	33.49	9.36	58.42	101.27	---	---	Average

Mode	802.11a	UNII Band	I
		Frequency	TX 5180MHz



Antenna at Vertical Polarization

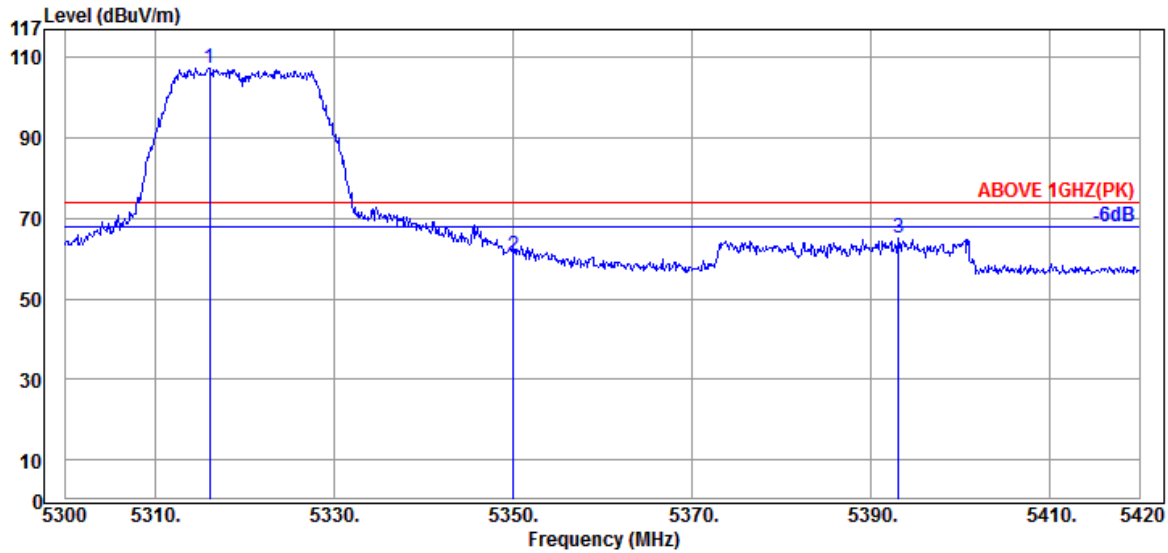
Emission Frequency (MHz)	Antenna Factor (dB/m)	Cable Loss (dB)	Meter Reading (dBμV)	Emission Level (dBμV/m)	Limits (dBμV/m)	Margin (dB)	Detector
5149.60	33.44	9.34	16.41	59.19	74.00	14.81	Peak
5149.96	33.44	9.34	16.10	58.88	74.00	15.12	Peak
5178.40	33.49	9.36	58.37	101.22	---	---	Peak



Antenna at Vertical Polarization

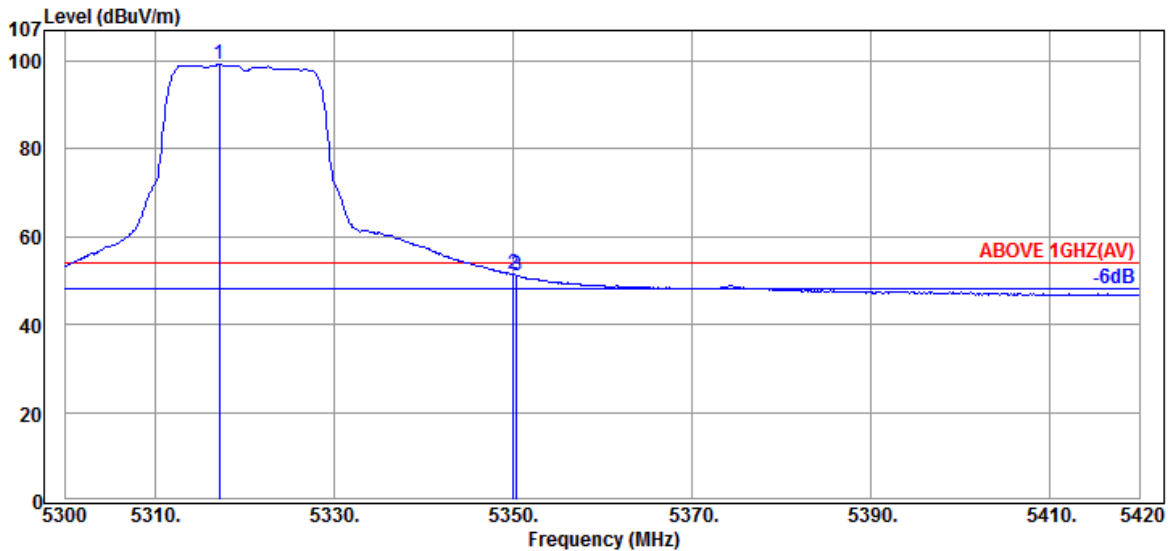
Emission Frequency (MHz)	Antenna Factor (dB/m)	Cable Loss (dB)	Meter Reading (dBμV)	Emission Level (dBμV/m)	Limits (dBμV/m)	Margin (dB)	Detector
5149.48	33.44	9.34	0.59	43.37	54.00	10.63	Average
5149.96	33.44	9.34	0.69	43.47	54.00	10.53	Average
5182.60	33.49	9.36	49.15	92.00	---	---	Average

Mode	802.11a	UNII Band	II-2A
		Frequency	TX 5320MHz



Antenna at Horizontal Polarization

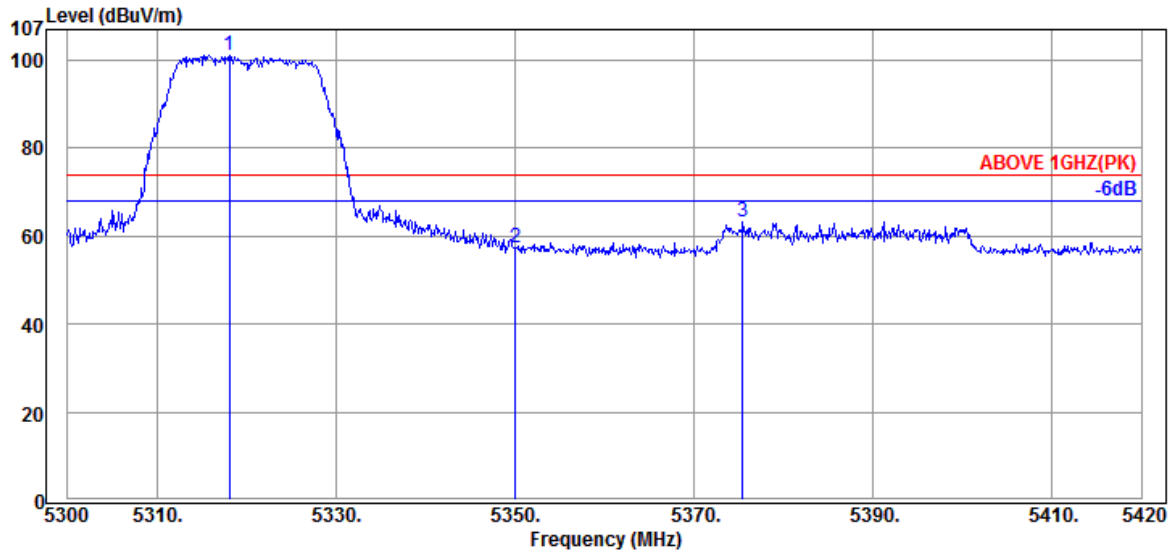
Emission Frequency (MHz)	Antenna Factor (dB/m)	Cable Loss (dB)	Meter Reading (dBμV)	Emission Level (dBμV/m)	Limits (dBμV/m)	Margin (dB)	Detector
5316.08	33.71	9.44	64.29	107.44	---	---	Peak
5350.04	33.76	9.46	17.38	60.60	74.00	13.40	Peak
5393.12	33.83	9.49	21.62	64.94	74.00	9.06	Peak



Antenna at Horizontal Polarization

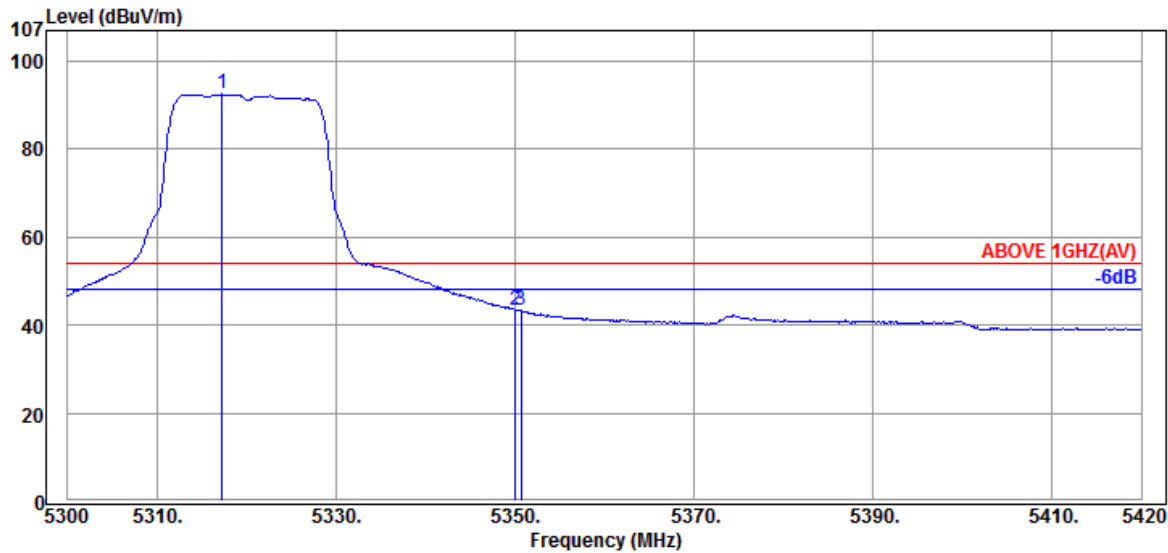
Emission Frequency (MHz)	Antenna Factor (dB/m)	Cable Loss (dB)	Meter Reading (dBμV)	Emission Level (dBμV/m)	Limits (dBμV/m)	Margin (dB)	Detector
5317.16	33.71	9.44	56.06	99.21	---	---	Average
5350.04	33.76	9.46	8.12	51.34	54.00	2.66	Average
5350.40	33.76	9.46	7.84	51.06	54.00	2.94	Average

Mode	802.11a	UNII Band	II-2A
		Frequency	TX 5320MHz



Antenna at Vertical Polarization

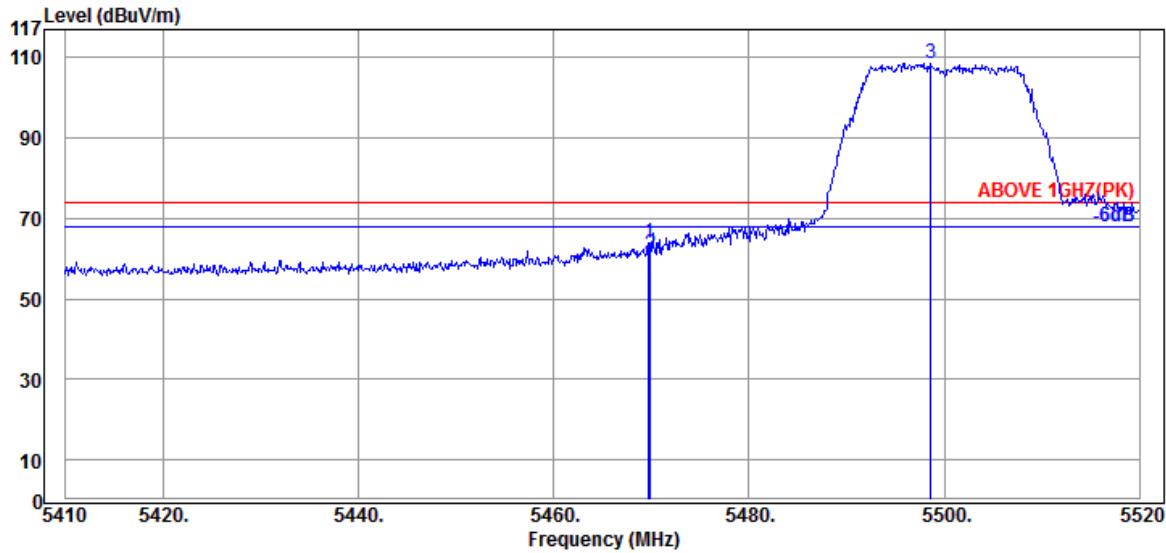
Emission Frequency (MHz)	Antenna Factor (dB/m)	Cable Loss (dB)	Meter Reading (dBμV)	Emission Level (dBμV/m)	Limits (dBμV/m)	Margin (dB)	Detector
5318.12	33.71	9.44	58.03	101.18	---	---	Peak
5350.04	33.76	9.46	14.26	57.48	74.00	16.52	Peak
5375.48	33.81	9.47	20.09	63.37	74.00	10.63	Peak



Antenna at Vertical Polarization

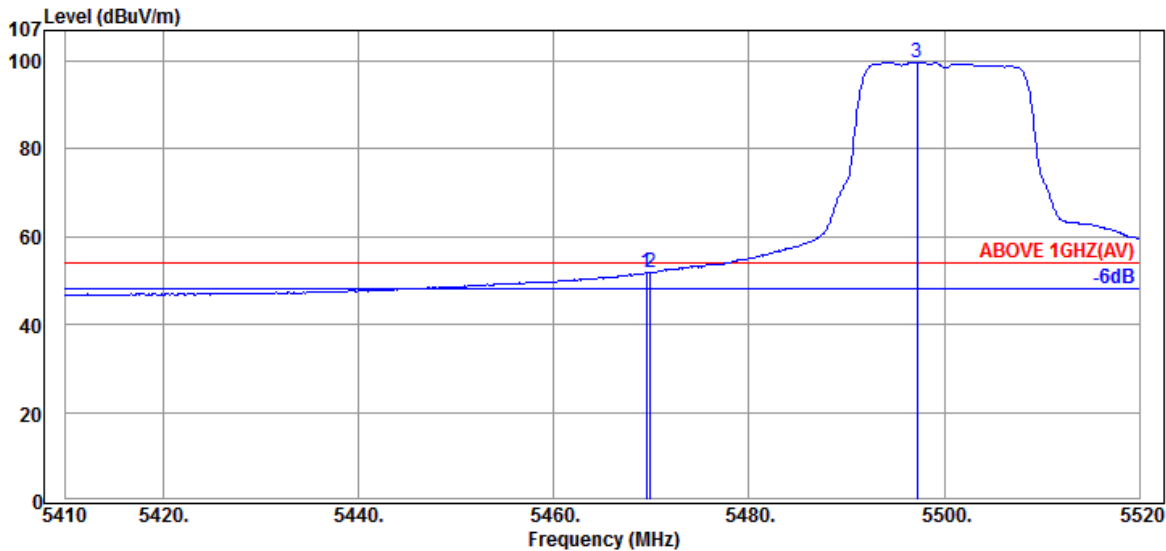
Emission Frequency (MHz)	Antenna Factor (dB/m)	Cable Loss (dB)	Meter Reading (dBμV)	Emission Level (dBμV/m)	Limits (dBμV/m)	Margin (dB)	Detector
5317.28	33.71	9.44	49.36	92.51	---	---	Average
5350.04	33.76	9.46	0.25	43.47	54.00	10.53	Average
5350.64	33.76	9.46	0.15	43.37	54.00	10.63	Average

Mode	802.11a	UNII Band	II-2C
		Frequency	TX 5500MHz



Antenna at Horizontal Polarization

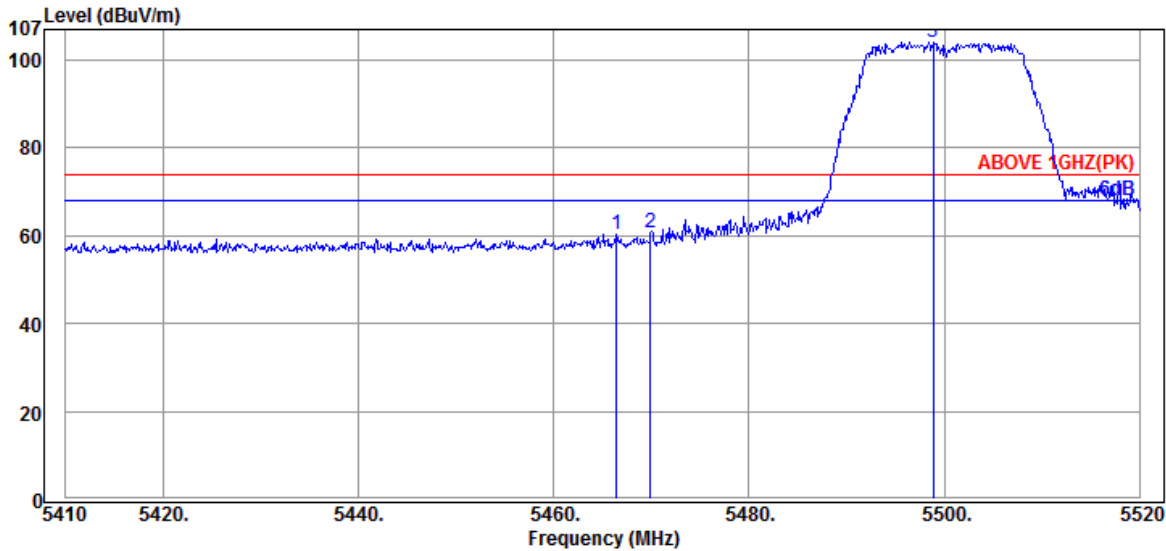
Emission Frequency (MHz)	Antenna Factor (dB/m)	Cable Loss (dB)	Meter Reading (dBμV)	Emission Level (dBμV/m)	Limits (dBμV/m)	Margin (dB)	Detector
5469.73	33.95	9.53	20.52	64.00	74.00	10.00	Peak
5469.95	33.95	9.53	17.73	61.21	74.00	12.79	Peak
5498.66	34.00	9.55	65.09	108.64	---	---	Peak



Antenna at Horizontal Polarization

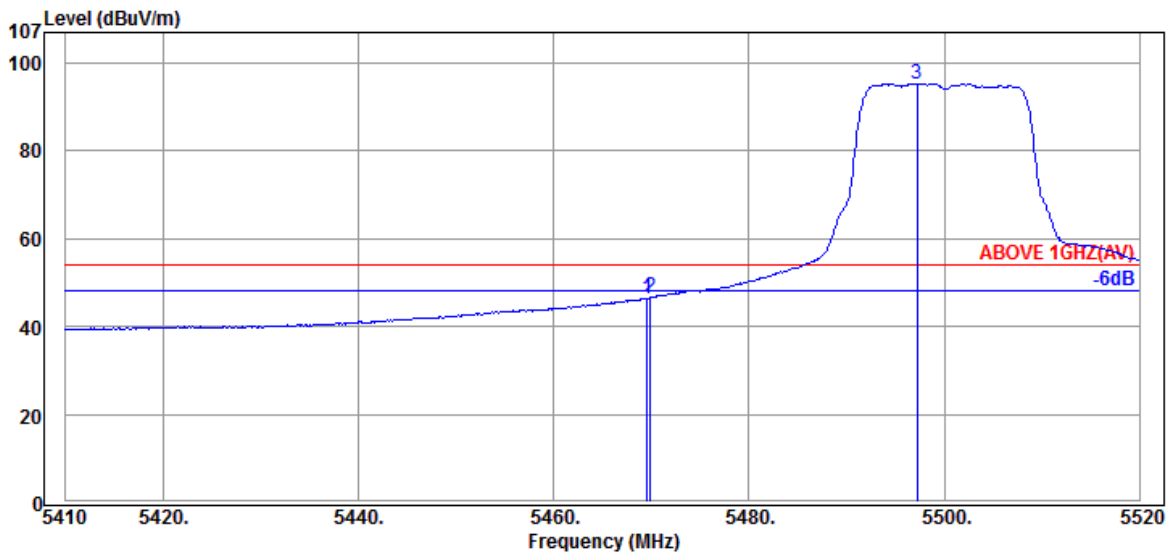
Emission Frequency (MHz)	Antenna Factor (dB/m)	Cable Loss (dB)	Meter Reading (dBμV)	Emission Level (dBμV/m)	Limits (dBμV/m)	Margin (dB)	Detector
5469.51	33.95	9.53	8.29	51.77	54.00	2.23	Average
5469.95	33.95	9.53	8.46	51.94	54.00	2.06	Average
5497.23	34.00	9.55	56.20	99.75	---	---	Average

Mode	802.11a	UNII Band	II-2C
		Frequency	TX 5500MHz



Antenna at Vertical Polarization

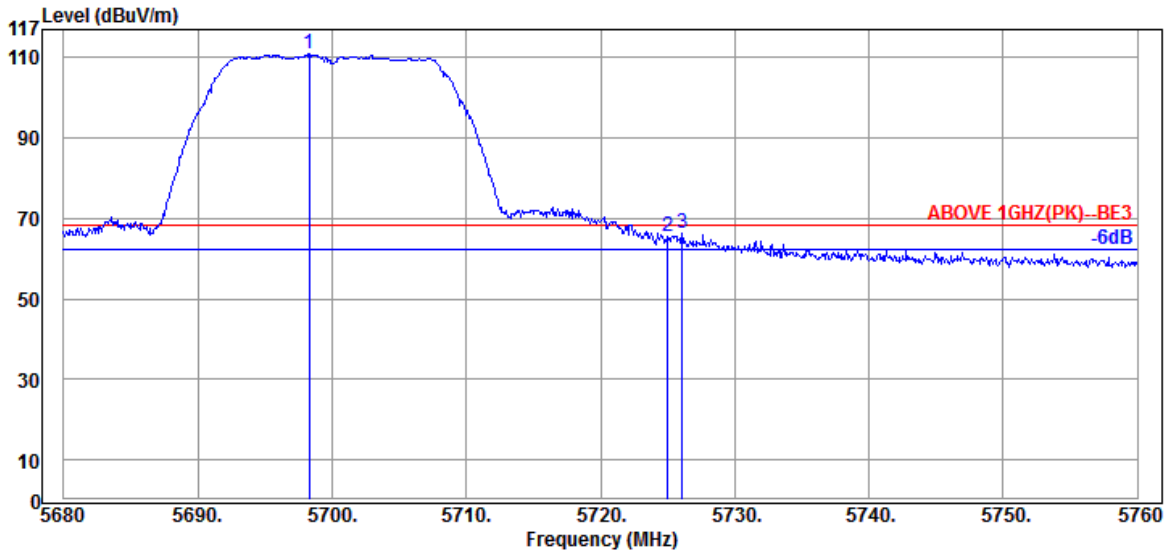
Emission Frequency (MHz)	Antenna Factor (dB/m)	Cable Loss (dB)	Meter Reading (dBμV)	Emission Level (dBμV/m)	Limits (dBμV/m)	Margin (dB)	Detector
5466.43	33.95	9.53	16.72	60.20	74.00	13.80	Peak
5469.95	33.95	9.53	17.27	60.75	74.00	13.25	Peak
5498.88	34.00	9.55	60.58	104.13	---	---	Peak



Antenna at Vertical Polarization

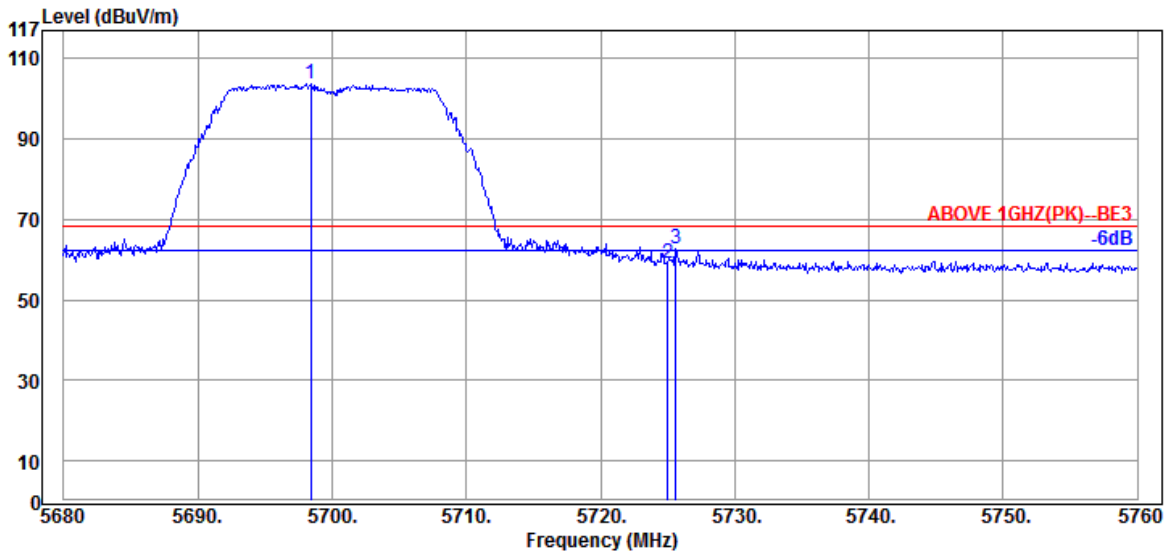
Emission Frequency (MHz)	Antenna Factor (dB/m)	Cable Loss (dB)	Meter Reading (dBμV)	Emission Level (dBμV/m)	Limits (dBμV/m)	Margin (dB)	Detector
5469.62	33.95	9.53	2.98	46.46	54.00	7.54	Average
5469.95	33.95	9.53	3.12	46.60	54.00	7.40	Average
5497.23	34.00	9.55	51.83	95.38	---	---	Average

Mode	802.11a	UNII Band	II-2C
		Frequency	TX 5700MHz



Antenna at Horizontal Polarization

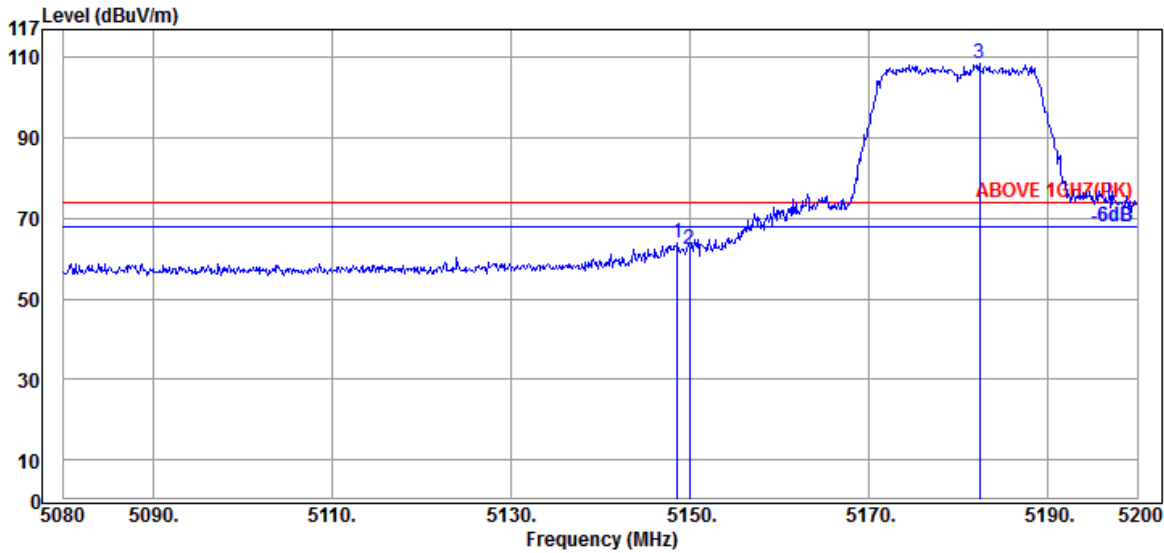
Emission Frequency (MHz)	Antenna Factor (dB/m)	Cable Loss (dB)	Meter Reading (dBμV)	Emission Level (dBμV/m)	Limits (dBμV/m)	Margin (dB)	Detector
5698.32	34.04	9.67	67.23	110.94	---	---	Peak
5725.04	34.05	9.68	21.64	65.37	68.20	2.83	Peak
5726.08	34.05	9.68	22.76	66.49	68.20	1.71	Peak



Antenna at Vertical Polarization

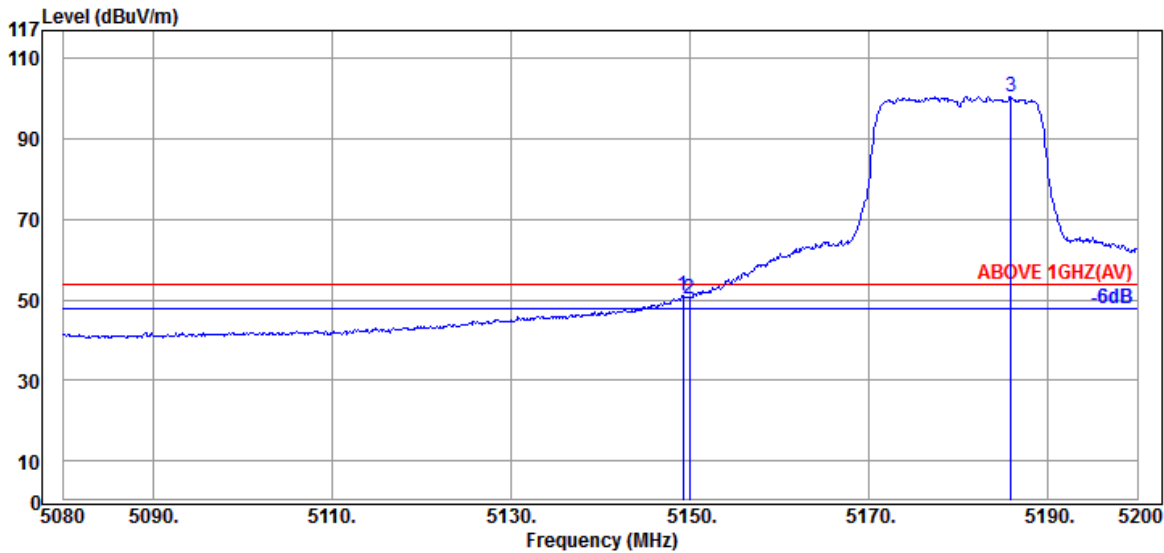
Emission Frequency (MHz)	Antenna Factor (dB/m)	Cable Loss (dB)	Meter Reading (dBμV)	Emission Level (dBμV/m)	Limits (dBμV/m)	Margin (dB)	Detector
5698.40	34.04	9.67	60.10	103.81	---	---	Peak
5725.04	34.05	9.68	15.38	59.11	68.20	9.09	Peak
5725.60	34.05	9.68	18.83	62.56	68.20	5.64	Peak

Mode	802.11ac-VHT20	UNII Band	I
		Frequency	TX 5180MHz



Antenna at Horizontal Polarization

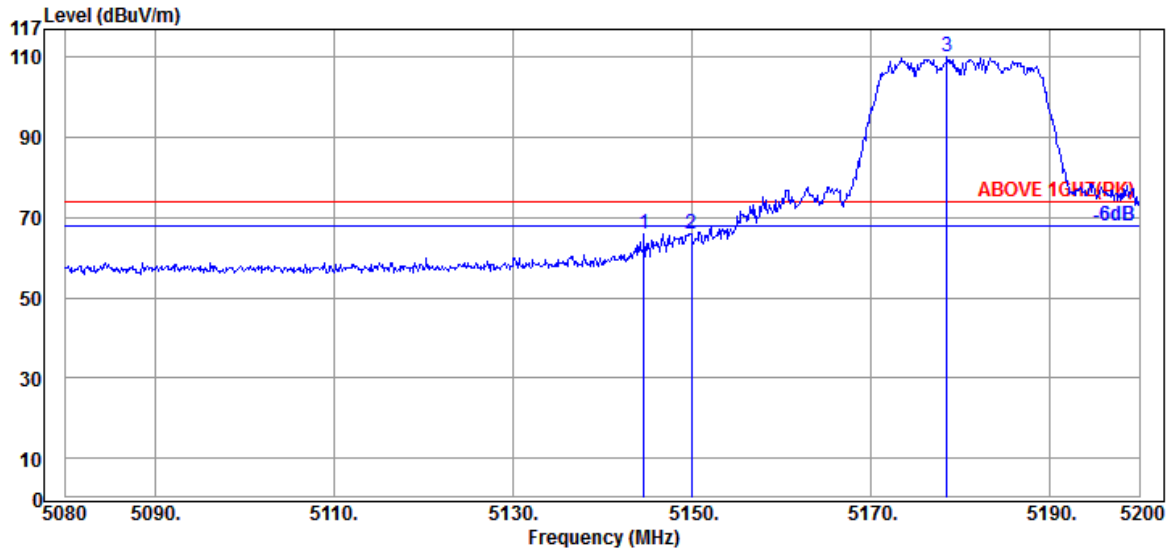
Emission Frequency (MHz)	Antenna Factor (dB/m)	Cable Loss (dB)	Meter Reading (dBμV)	Emission Level (dBμV/m)	Limits (dBμV/m)	Margin (dB)	Detector
5148.64	33.44	9.34	21.05	63.83	74.00	10.17	Peak
5149.96	33.44	9.34	19.52	62.30	74.00	11.70	Peak
5182.36	33.49	9.36	65.55	108.40	---	---	Peak



Antenna at Horizontal Polarization

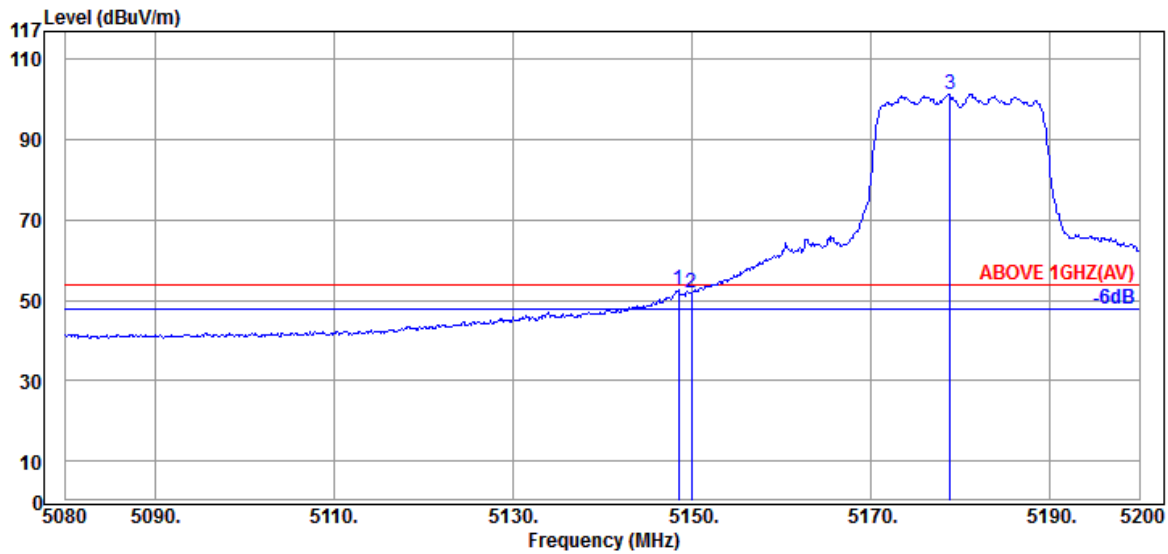
Emission Frequency (MHz)	Antenna Factor (dB/m)	Cable Loss (dB)	Meter Reading (dBμV)	Emission Level (dBμV/m)	Limits (dBμV/m)	Margin (dB)	Detector
5149.24	33.44	9.34	8.32	51.10	54.00	2.90	Average
5149.96	33.44	9.34	7.58	50.36	54.00	3.64	Average
5185.84	33.49	9.36	57.69	100.54	---	---	Average

Mode	802.11ac-VHT20	UNII Band	I
		Frequency	TX 5180MHz



Antenna at Vertical Polarization

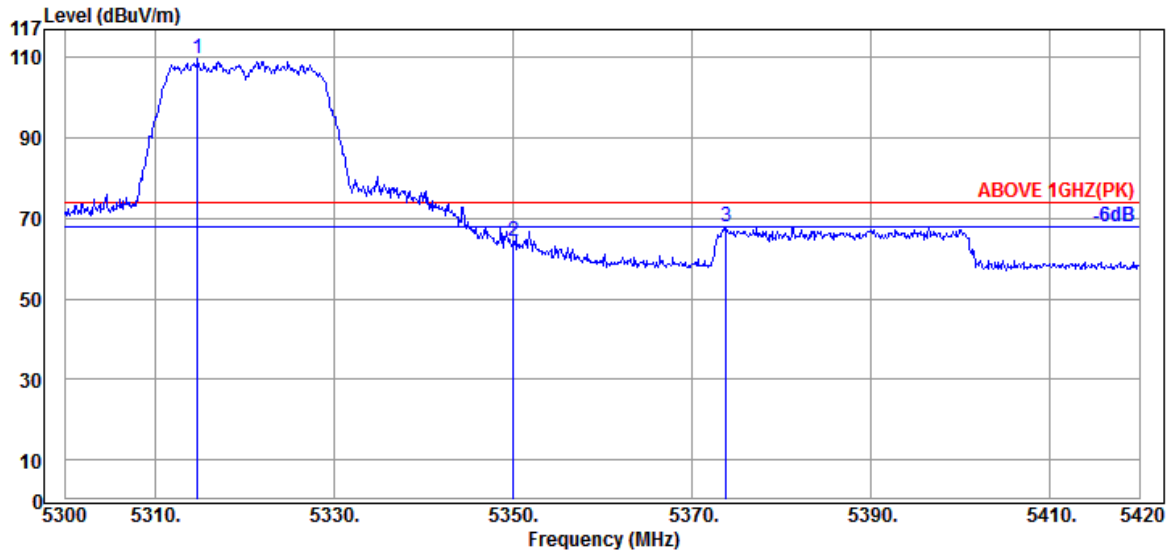
Emission Frequency (MHz)	Antenna Factor (dB/m)	Cable Loss (dB)	Meter Reading (dBμV)	Emission Level (dBμV/m)	Limits (dBμV/m)	Margin (dB)	Detector
5144.68	33.44	9.34	23.25	66.03	74.00	7.97	Peak
5149.96	33.44	9.34	23.33	66.11	74.00	7.89	Peak
5178.52	33.49	9.36	67.50	110.35	---	---	Peak



Antenna at Vertical Polarization

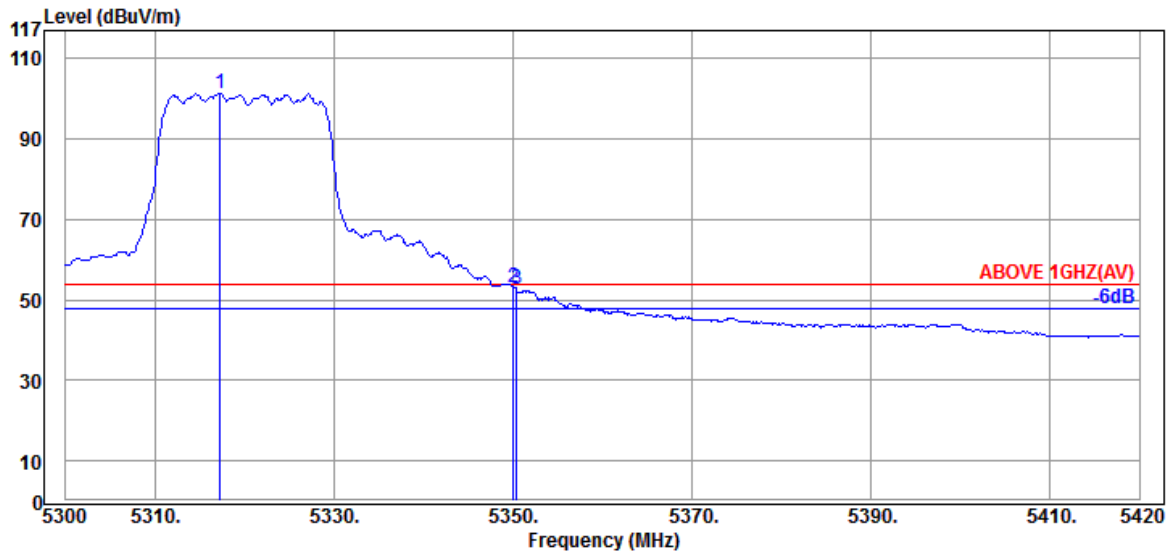
Emission Frequency (MHz)	Antenna Factor (dB/m)	Cable Loss (dB)	Meter Reading (dBμV)	Emission Level (dBμV/m)	Limits (dBμV/m)	Margin (dB)	Detector
5148.52	33.44	9.34	9.76	52.54	54.00	1.46	Average
5149.96	33.44	9.34	8.98	51.76	54.00	2.24	Average
5178.88	33.49	9.36	58.41	101.26	---	---	Average

Mode	802.11ac-VHT20	UNII Band	II-2A
		Frequency	TX 5320MHz



Antenna at Horizontal Polarization

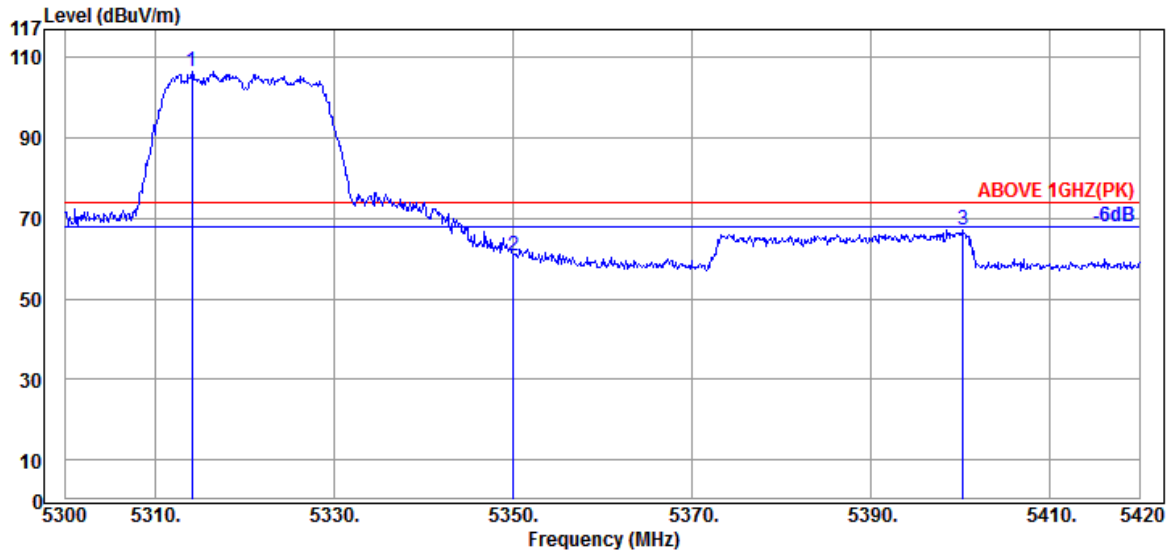
Emission Frequency (MHz)	Antenna Factor (dB/m)	Cable Loss (dB)	Meter Reading (dBμV)	Emission Level (dBμV/m)	Limits (dBμV/m)	Margin (dB)	Detector
5314.76	33.71	9.44	66.70	109.85	---	---	Peak
5350.04	33.76	9.46	21.00	64.22	74.00	9.78	Peak
5373.80	33.81	9.47	24.75	68.03	74.00	5.97	Peak



Antenna at Horizontal Polarization

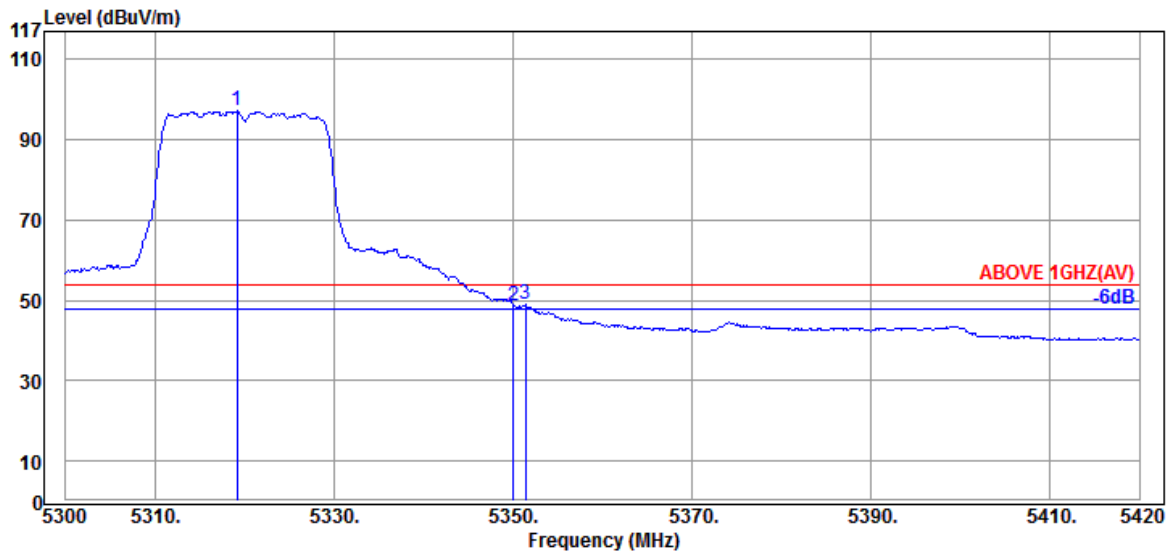
Emission Frequency (MHz)	Antenna Factor (dB/m)	Cable Loss (dB)	Meter Reading (dBμV)	Emission Level (dBμV/m)	Limits (dBμV/m)	Margin (dB)	Detector
5317.28	33.71	9.44	58.36	101.51	---	---	Average
5350.04	33.76	9.46	9.78	53.00	54.00	1.00	Average
5350.40	33.76	9.46	9.33	52.55	54.00	1.45	Average

Mode	802.11ac-VHT20	UNII Band	II-2A
		Frequency	TX 5320MHz



Antenna at Vertical Polarization

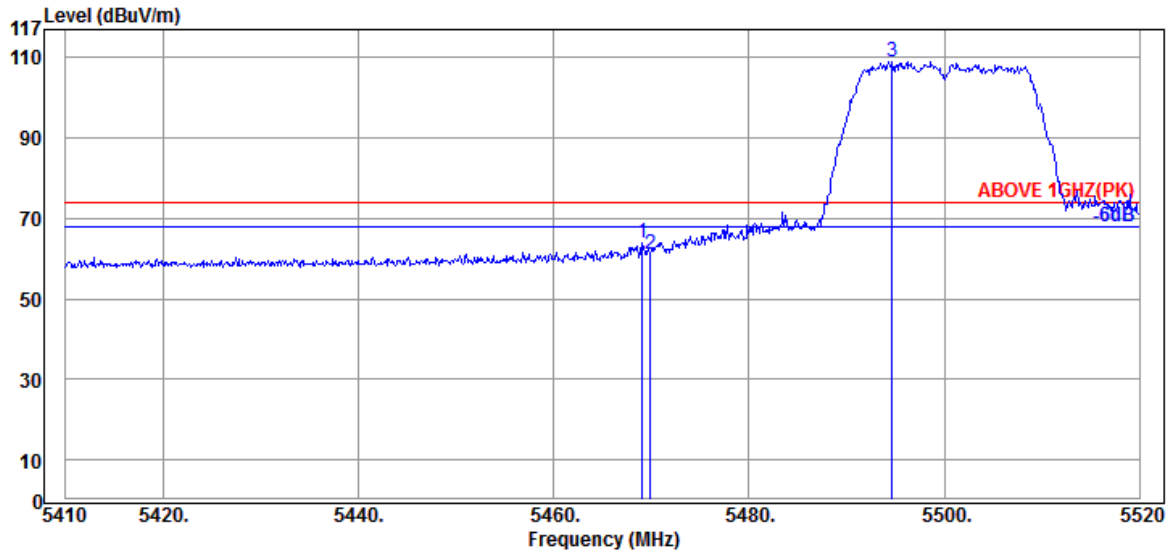
Emission Frequency (MHz)	Antenna Factor (dB/m)	Cable Loss (dB)	Meter Reading (dBμV)	Emission Level (dBμV/m)	Limits (dBμV/m)	Margin (dB)	Detector
5314.16	33.71	9.44	63.51	106.66	---	---	Peak
5350.04	33.76	9.46	17.39	60.61	74.00	13.39	Peak
5400.32	33.83	9.49	23.73	67.05	74.00	6.95	Peak



Antenna at Vertical Polarization

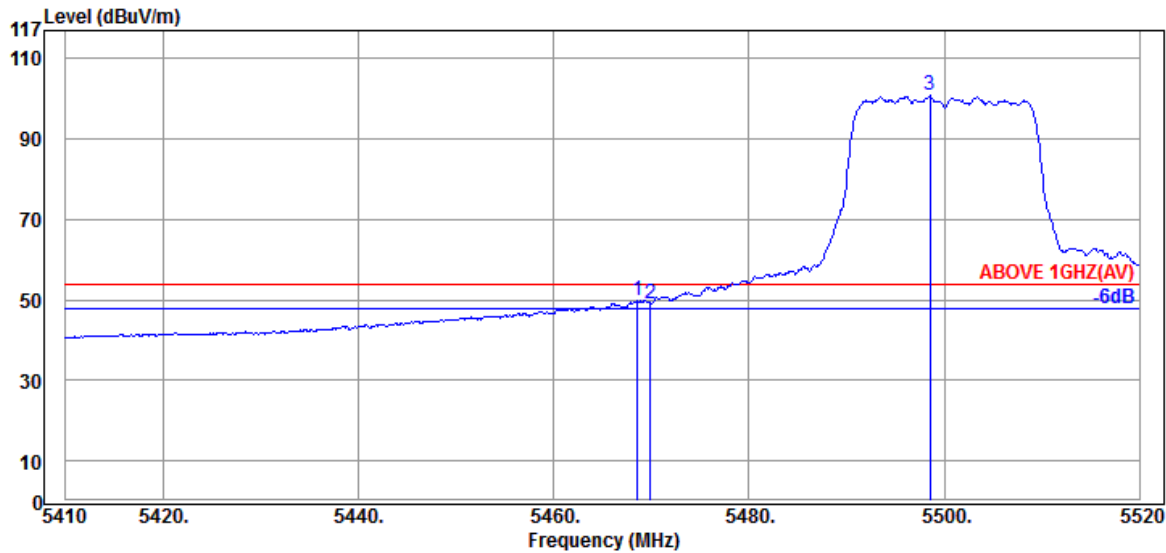
Emission Frequency (MHz)	Antenna Factor (dB/m)	Cable Loss (dB)	Meter Reading (dBμV)	Emission Level (dBμV/m)	Limits (dBμV/m)	Margin (dB)	Detector
5319.20	33.71	9.44	53.98	97.13	54.00	---	Average
5350.04	33.76	9.46	5.35	48.57	54.00	5.43	Average
5351.36	33.76	9.46	5.78	49.00	54.00	5.00	Average

Mode	802.11ac-VHT20	UNII Band	II-2C
		Frequency	TX 5500MHz



Antenna at Horizontal Polarization

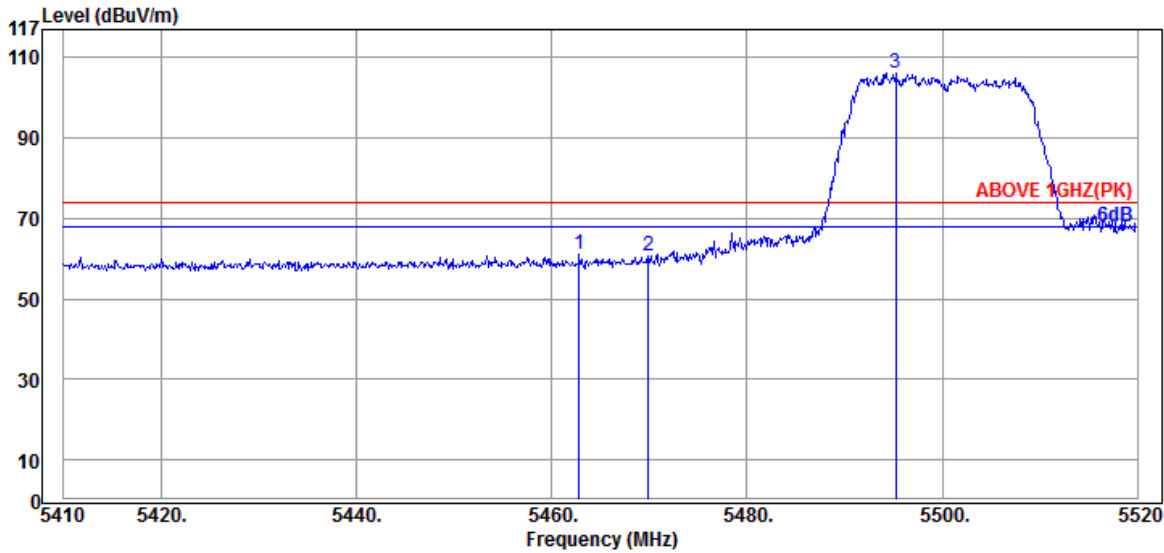
Emission Frequency (MHz)	Antenna Factor (dB/m)	Cable Loss (dB)	Meter Reading (dBμV)	Emission Level (dBμV/m)	Limits (dBμV/m)	Margin (dB)	Detector
5469.07	33.95	9.53	20.32	63.80	74.00	10.20	Peak
5469.95	33.95	9.53	17.69	61.17	74.00	12.83	Peak
5494.70	33.98	9.55	65.54	109.07	---	---	Peak



Antenna at Horizontal Polarization

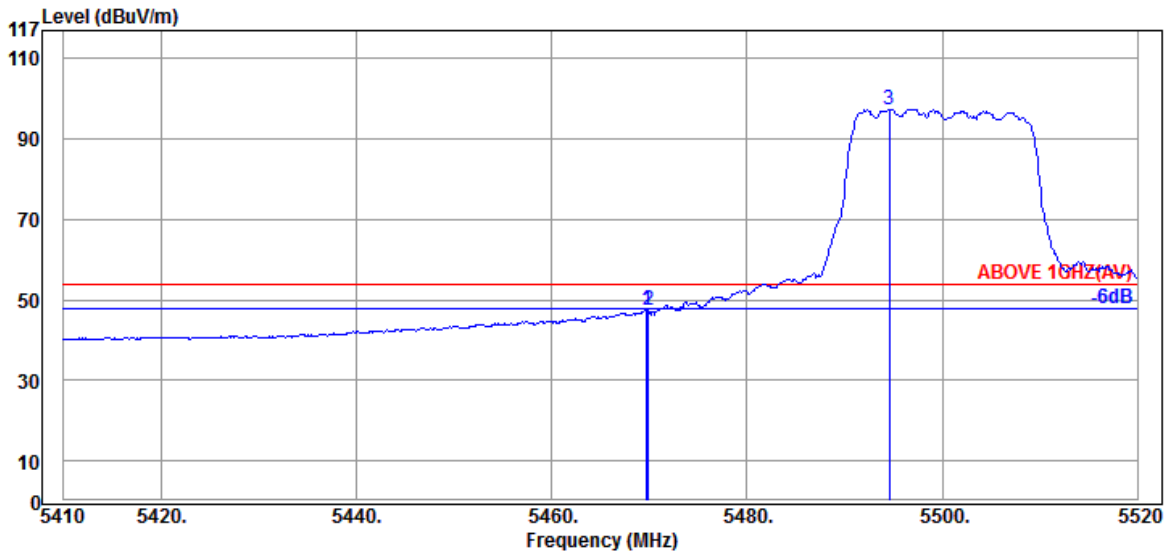
Emission Frequency (MHz)	Antenna Factor (dB/m)	Cable Loss (dB)	Meter Reading (dBμV)	Emission Level (dBμV/m)	Limits (dBμV/m)	Margin (dB)	Detector
5468.63	33.95	9.53	6.48	49.96	54.00	4.04	Average
5469.95	33.95	9.53	5.74	49.22	54.00	4.78	Average
5498.55	34.00	9.55	57.21	100.76	---	---	Average

Mode	802.11ac-VHT20	UNII Band	II-2C
		Frequency	TX 5500MHz



Antenna at Vertical Polarization

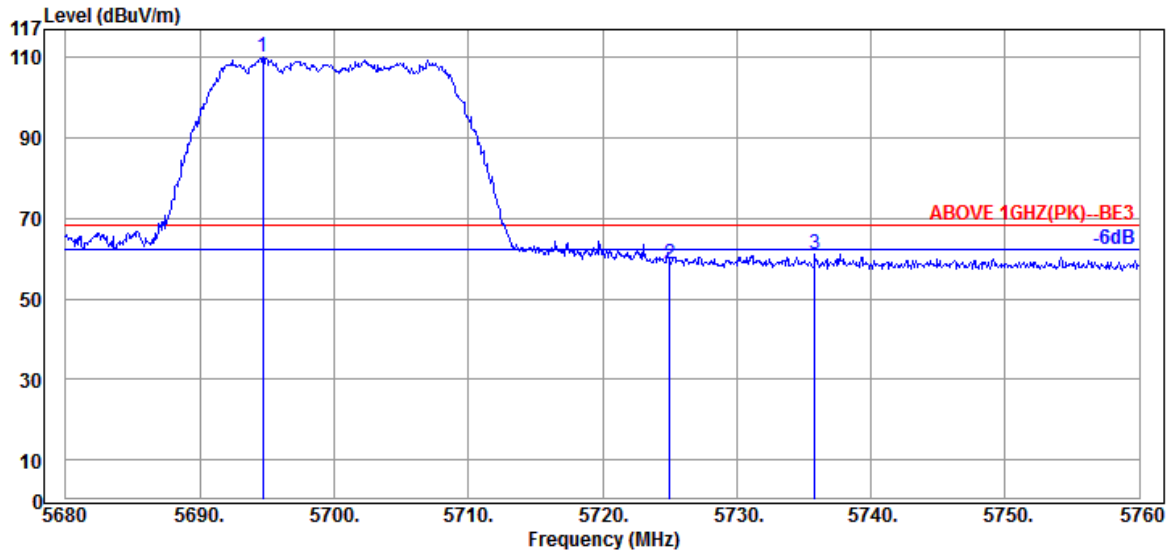
Emission Frequency (MHz)	Antenna Factor (dB/m)	Cable Loss (dB)	Meter Reading (dBμV)	Emission Level (dBμV/m)	Limits (dBμV/m)	Margin (dB)	Detector
5462.80	33.93	9.53	17.83	61.29	74.00	12.71	Peak
5469.95	33.95	9.53	17.31	60.79	74.00	13.21	Peak
5495.25	34.00	9.55	62.61	106.16	---	---	Peak



Antenna at Vertical Polarization

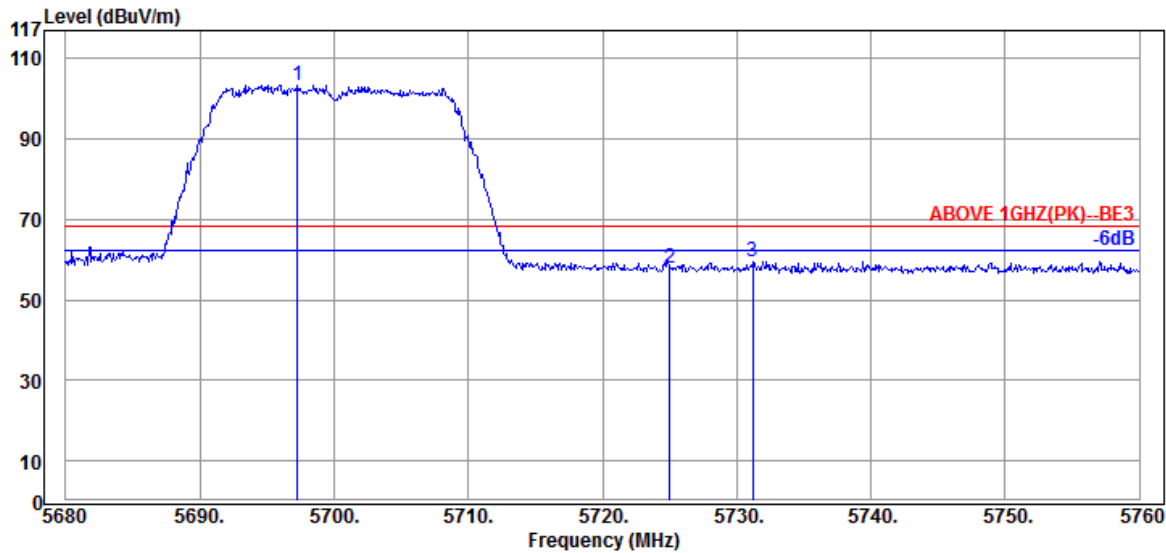
Emission Frequency (MHz)	Antenna Factor (dB/m)	Cable Loss (dB)	Meter Reading (dBμV)	Emission Level (dBμV/m)	Limits (dBμV/m)	Margin (dB)	Detector
5469.73	33.95	9.53	3.98	47.46	54.00	6.54	Average
5469.95	33.95	9.53	4.04	47.52	54.00	6.48	Average
5494.59	33.98	9.55	53.96	97.49	---	---	Average

Mode	802.11ac-VHT20	UNII Band	II-2C
		Frequency	TX 5700MHz



Antenna at Horizontal Polarization

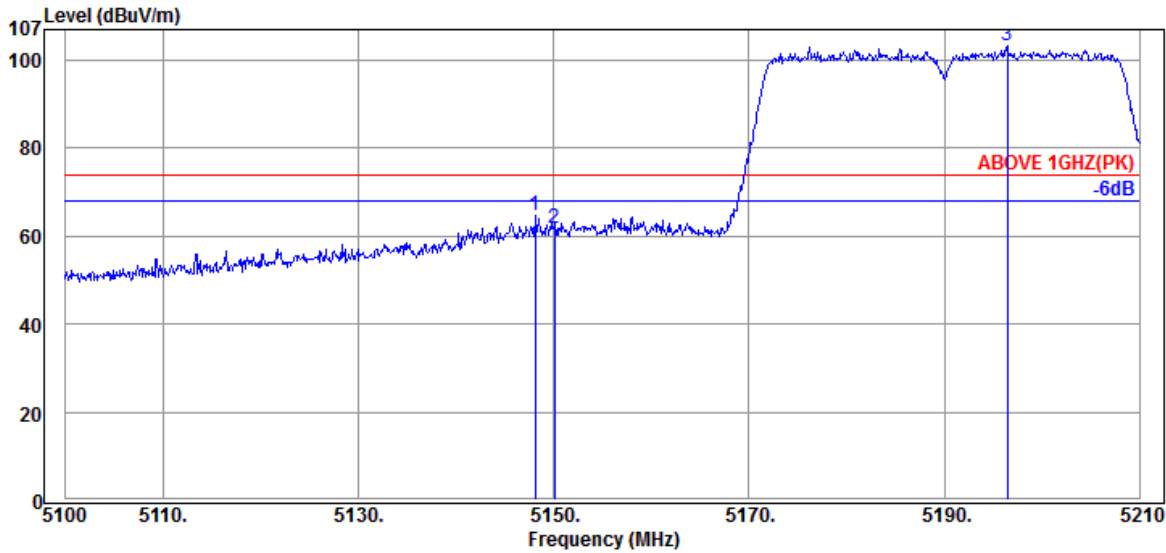
Emission Frequency (MHz)	Antenna Factor (dB/m)	Cable Loss (dB)	Meter Reading (dBμV)	Emission Level (dBμV/m)	Limits (dBμV/m)	Margin (dB)	Detector
5694.72	34.04	9.67	66.26	109.97	---	---	Peak
5725.04	34.05	9.68	14.97	58.70	68.20	9.50	Peak
5735.84	34.05	9.68	17.39	61.12	68.20	7.08	Peak



Antenna at Vertical Polarization

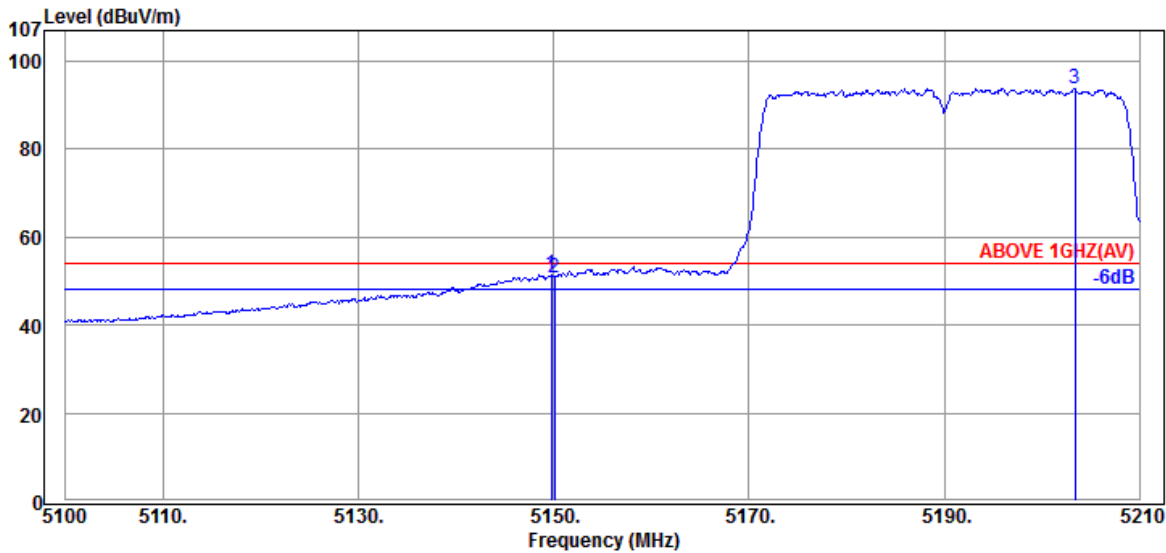
Emission Frequency (MHz)	Antenna Factor (dB/m)	Cable Loss (dB)	Meter Reading (dBμV)	Emission Level (dBμV/m)	Limits (dBμV/m)	Margin (dB)	Detector
5697.28	34.04	9.67	59.73	103.44	---	---	Peak
5725.04	34.05	9.68	14.29	58.02	68.20	10.18	Peak
5731.20	34.05	9.68	15.80	59.53	68.20	8.67	Peak

Mode	802.11ac-VHT40	UNII Band	I
		Frequency	TX 5190MHz



Antenna at Horizontal Polarization

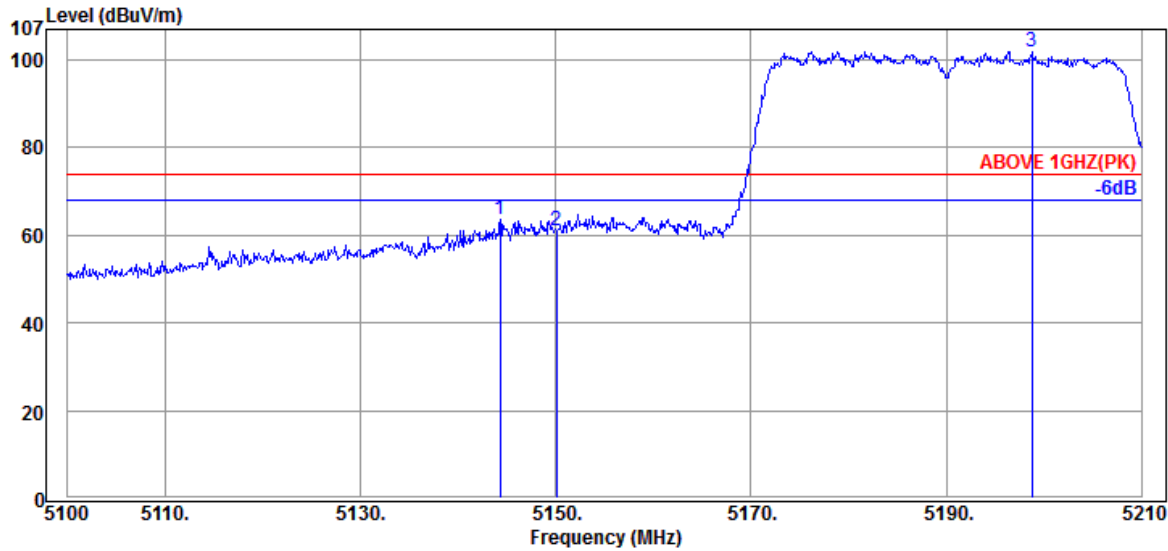
Emission Frequency (MHz)	Antenna Factor (dB/m)	Cable Loss (dB)	Meter Reading (dBμV)	Emission Level (dBμV/m)	Limits (dBμV/m)	Margin (dB)	Detector
5148.07	33.44	9.34	21.90	64.68	74.00	9.32	Peak
5150.05	33.44	9.34	18.92	61.70	74.00	12.30	Peak
5196.47	33.52	9.37	60.58	103.47	---	---	Peak



Antenna at Horizontal Polarization

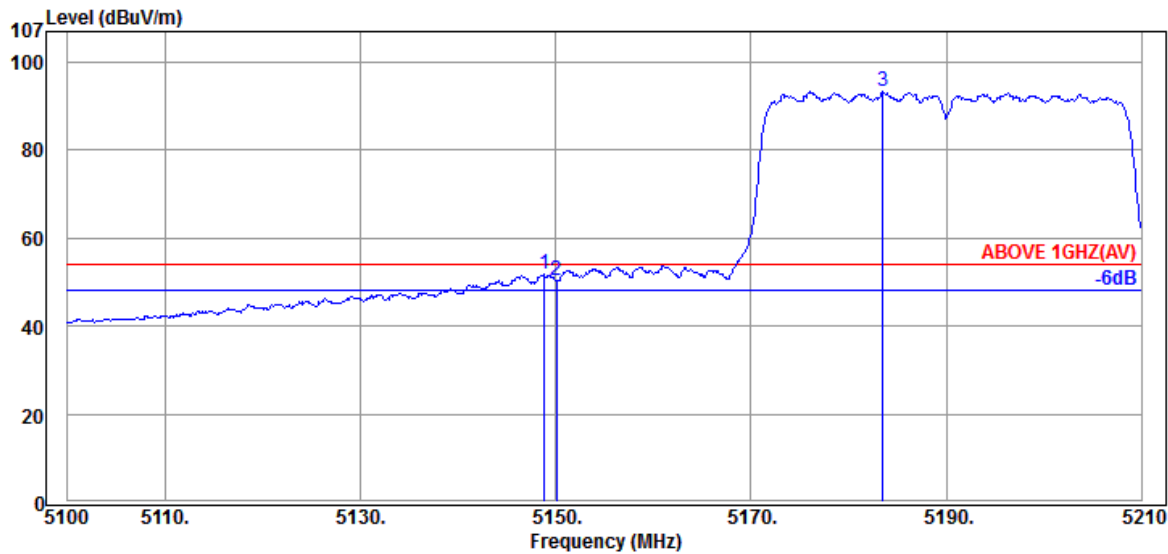
Emission Frequency (MHz)	Antenna Factor (dB/m)	Cable Loss (dB)	Meter Reading (dBμV)	Emission Level (dBμV/m)	Limits (dBμV/m)	Margin (dB)	Detector
5149.72	33.44	9.34	8.55	51.33	54.00	2.67	Average
5150.05	33.44	9.34	8.10	50.88	54.00	3.12	Average
5203.40	33.54	9.38	50.89	93.81	---	---	Average

Mode	802.11ac-VHT40	UNII Band	I
		Frequency	TX 5190MHz



Antenna at Vertical Polarization

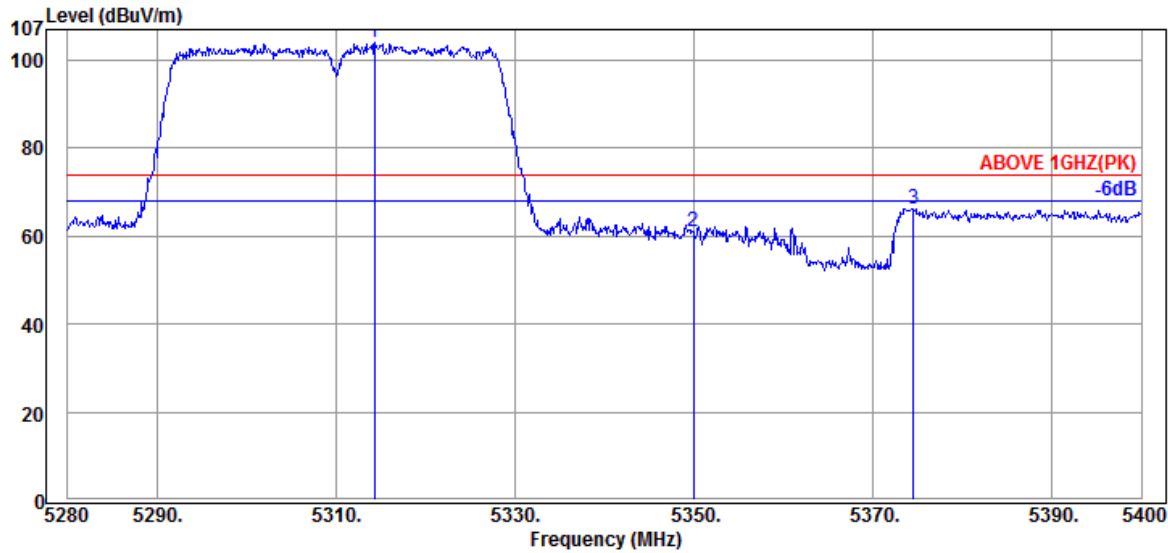
Emission Frequency (MHz)	Antenna Factor (dB/m)	Cable Loss (dB)	Meter Reading (dBμV)	Emission Level (dBμV/m)	Limits (dBμV/m)	Margin (dB)	Detector
5144.33	33.44	9.34	20.67	63.45	74.00	10.55	Peak
5150.05	33.44	9.34	18.21	60.99	74.00	13.01	Peak
5198.78	33.52	9.37	59.10	101.99	---	---	Peak



Antenna at Vertical Polarization

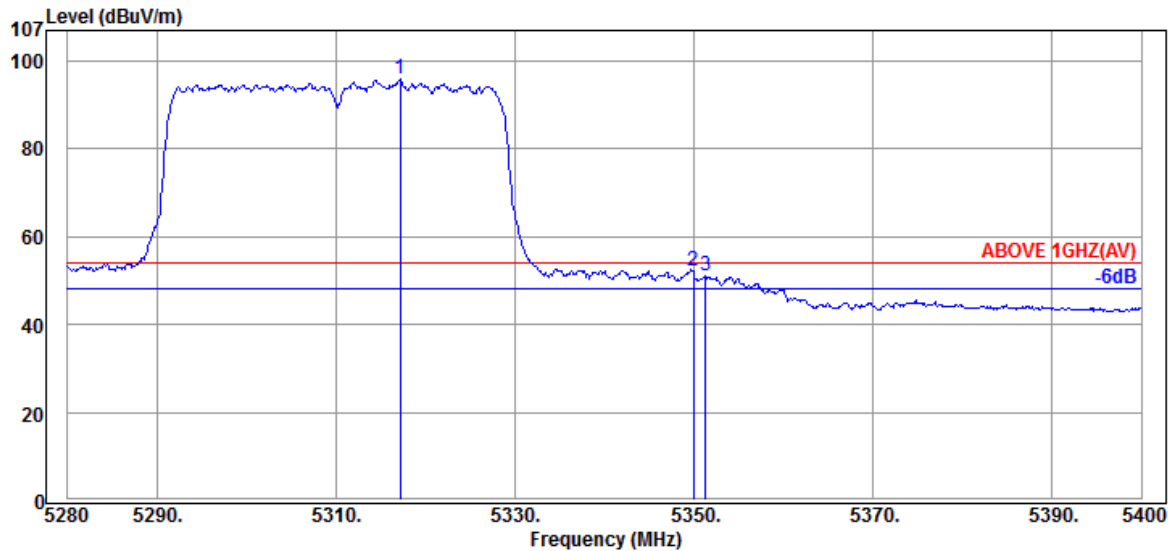
Emission Frequency (MHz)	Antenna Factor (dB/m)	Cable Loss (dB)	Meter Reading (dBμV)	Emission Level (dBμV/m)	Limits (dBμV/m)	Margin (dB)	Detector
5148.84	33.44	9.34	8.88	51.66	54.00	2.34	Average
5150.05	33.44	9.34	7.68	50.46	54.00	3.54	Average
5183.49	33.49	9.36	50.50	93.35	---	---	Average

Mode	802.11ac-VHT40	UNII Band	II-2A
		Frequency	TX 5310MHz



Antenna at Horizontal Polarization

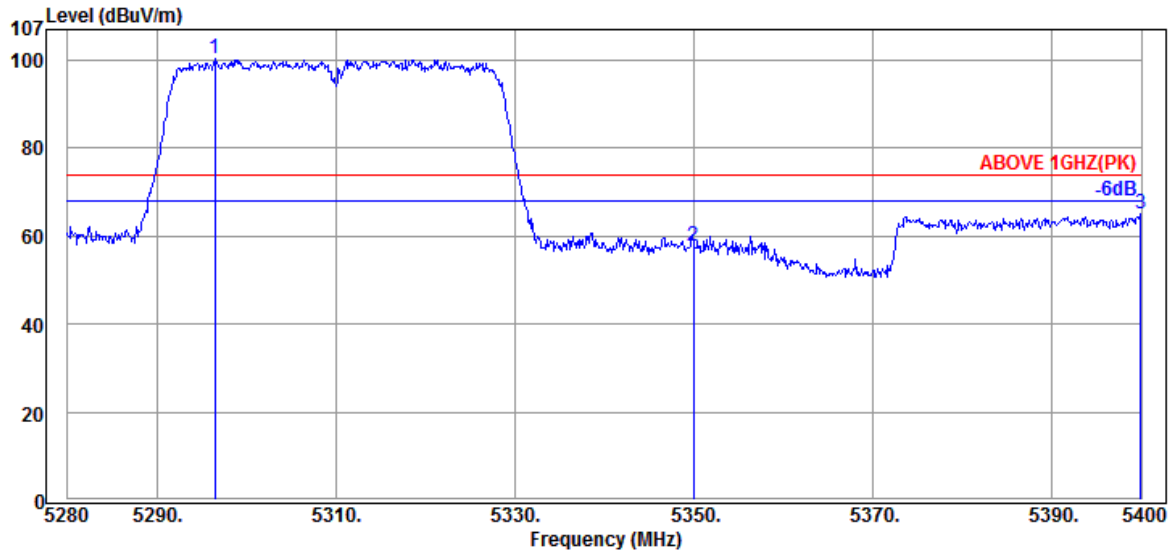
Emission Frequency (MHz)	Antenna Factor (dB/m)	Cable Loss (dB)	Meter Reading (dBμV)	Emission Level (dBμV/m)	Limits (dBμV/m)	Margin (dB)	Detector
5314.32	33.71	9.44	60.73	103.88	---	---	Peak
5349.96	33.76	9.46	17.73	60.95	74.00	13.05	Peak
5374.56	33.81	9.47	22.93	66.21	74.00	7.79	Peak



Antenna at Horizontal Polarization

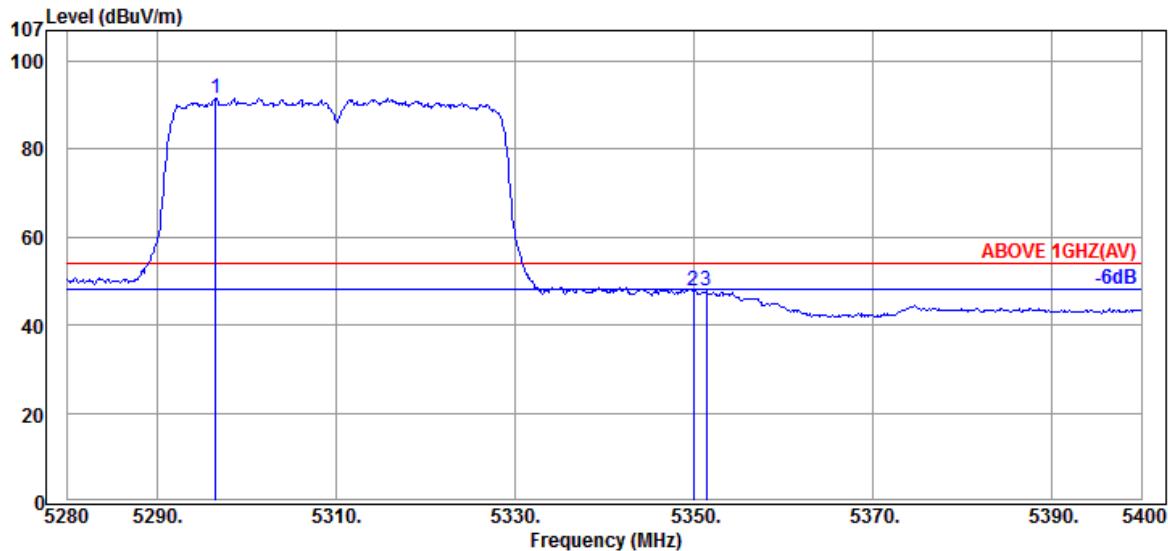
Emission Frequency (MHz)	Antenna Factor (dB/m)	Cable Loss (dB)	Meter Reading (dBμV)	Emission Level (dBμV/m)	Limits (dBμV/m)	Margin (dB)	Detector
5317.20	33.71	9.44	52.64	95.79	---	---	Average
5349.96	33.76	9.46	9.01	52.23	54.00	1.77	Average
5351.28	33.76	9.46	7.78	51.00	54.00	3.00	Average

Mode	802.11ac-VHT40	UNII Band	II-2A
		Frequency	TX 5310MHz



Antenna at Vertical Polarization

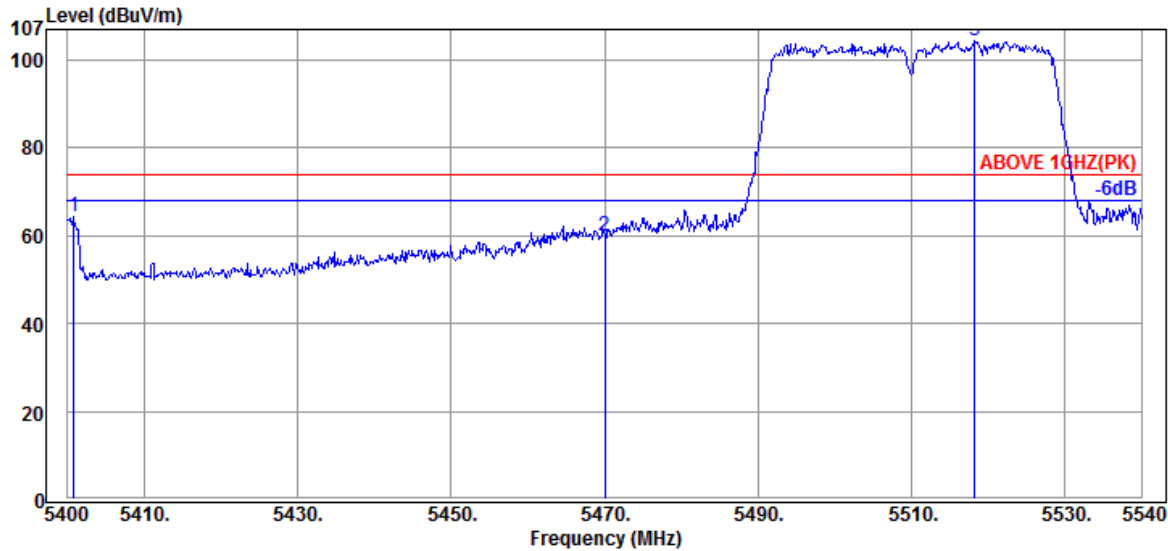
Emission Frequency (MHz)	Antenna Factor (dB/m)	Cable Loss (dB)	Meter Reading (dBμV)	Emission Level (dBμV/m)	Limits (dBμV/m)	Margin (dB)	Detector
5296.44	33.68	9.42	57.42	100.52	---	---	Peak
5349.96	33.76	9.46	14.64	57.86	74.00	16.14	Peak
5399.88	33.83	9.49	21.79	65.11	74.00	8.89	Peak



Antenna at Vertical Polarization

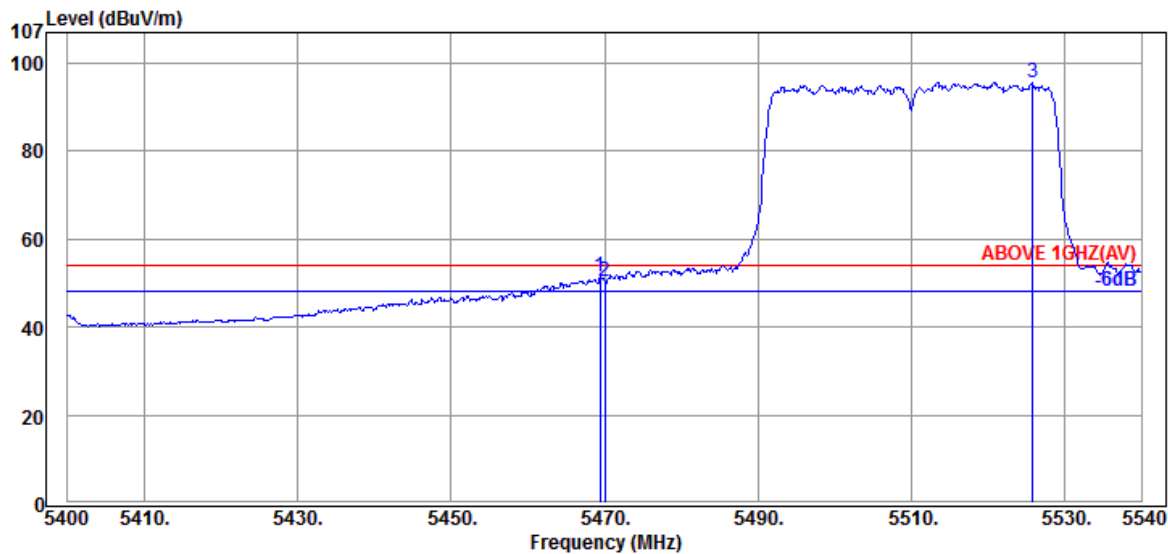
Emission Frequency (MHz)	Antenna Factor (dB/m)	Cable Loss (dB)	Meter Reading (dBμV)	Emission Level (dBμV/m)	Limits (dBμV/m)	Margin (dB)	Detector
5296.56	33.68	9.42	48.39	91.49	---	---	Average
5349.96	33.76	9.46	4.40	47.62	54.00	6.38	Average
5351.40	33.76	9.46	4.48	47.70	54.00	6.30	Average

Mode	802.11ac-VHT40	UNII Band	II-2C
		Frequency	TX 5510MHz



Antenna at Horizontal Polarization

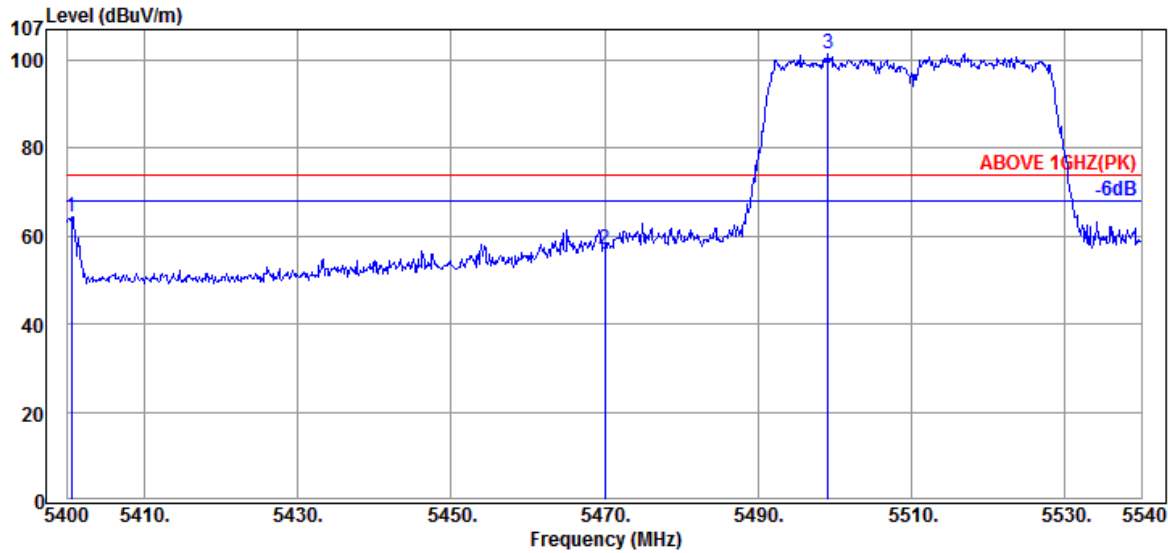
Emission Frequency (MHz)	Antenna Factor (dB/m)	Cable Loss (dB)	Meter Reading (dBμV)	Emission Level (dBμV/m)	Limits (dBμV/m)	Margin (dB)	Detector
5400.84	33.85	9.49	20.96	64.30	74.00	9.70	Peak
5470.00	33.95	9.53	16.50	59.98	74.00	14.02	Peak
5518.30	34.00	9.56	60.75	104.31	---	---	Peak



Antenna at Horizontal Polarization

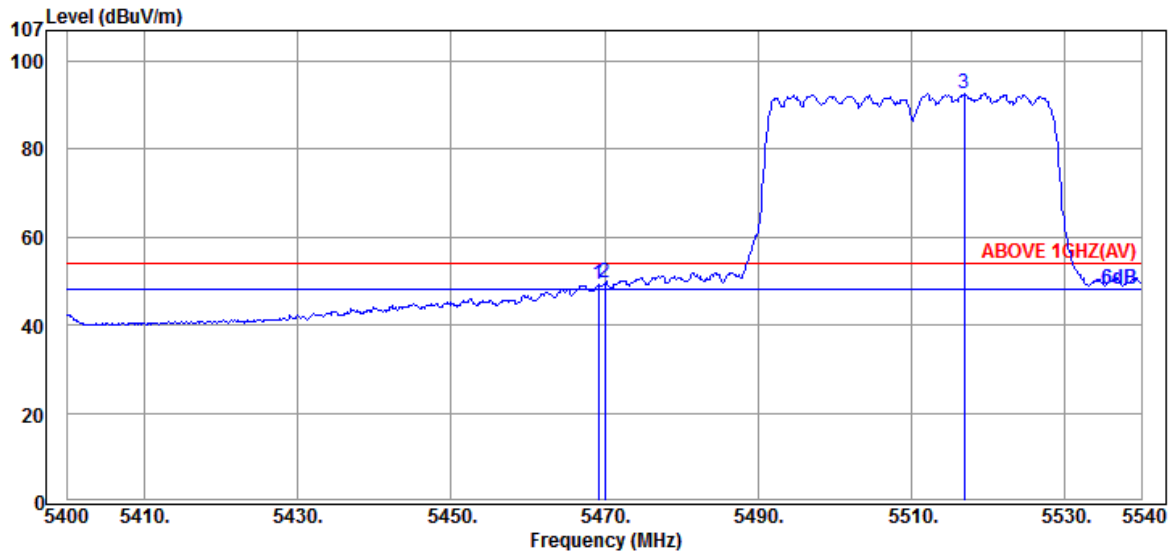
Emission Frequency (MHz)	Antenna Factor (dB/m)	Cable Loss (dB)	Meter Reading (dBμV)	Emission Level (dBμV/m)	Limits (dBμV/m)	Margin (dB)	Detector
5469.44	33.95	9.53	7.89	51.37	54.00	2.63	Average
5470.00	33.95	9.53	7.02	50.50	54.00	3.50	Average
5525.86	34.00	9.57	52.09	95.66	---	---	Average

Mode	802.11ac-VHT40	UNII Band	II-2C
		Frequency	TX 5510MHz



Antenna at Vertical Polarization

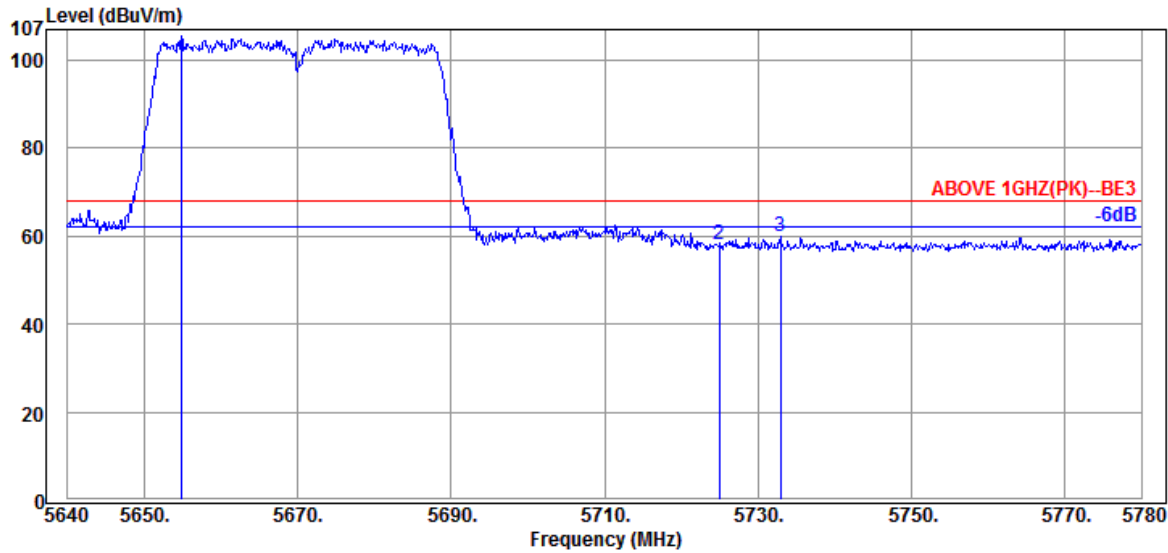
Emission Frequency (MHz)	Antenna Factor (dB/m)	Cable Loss (dB)	Meter Reading (dBμV)	Emission Level (dBμV/m)	Limits (dBμV/m)	Margin (dB)	Detector
5400.56	33.83	9.49	21.13	64.45	74.00	9.55	Peak
5470.00	33.95	9.53	13.41	56.89	74.00	17.11	Peak
5499.12	34.00	9.55	57.91	101.46	---	---	Peak



Antenna at Vertical Polarization

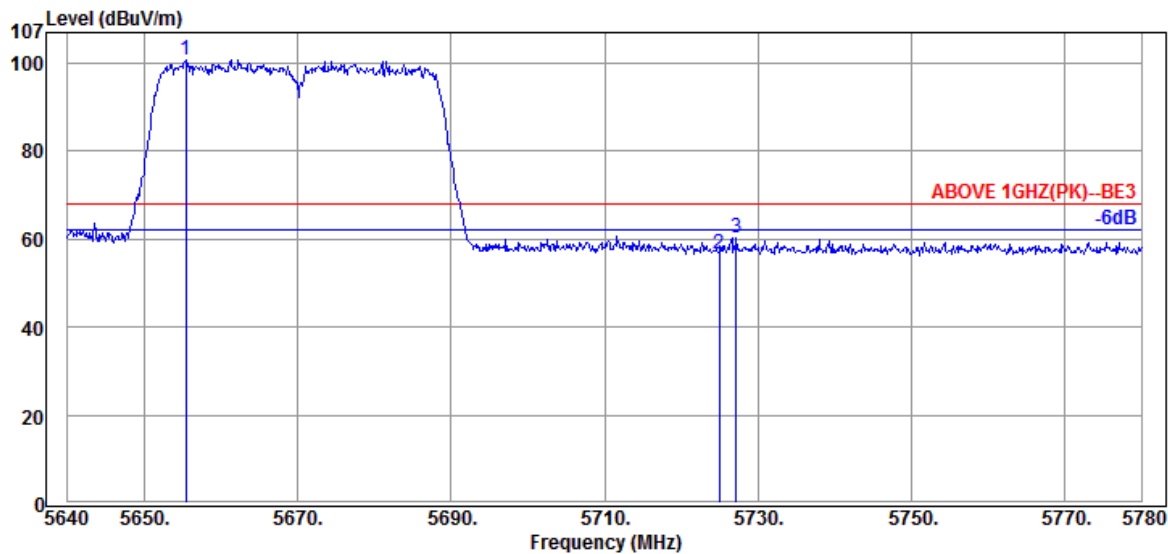
Emission Frequency (MHz)	Antenna Factor (dB/m)	Cable Loss (dB)	Meter Reading (dBμV)	Emission Level (dBμV/m)	Limits (dBμV/m)	Margin (dB)	Detector
5469.16	33.95	9.53	5.63	49.11	54.00	4.89	Average
5470.00	33.95	9.53	6.23	49.71	54.00	4.29	Average
5516.90	34.00	9.56	49.15	92.71	---	---	Average

Mode	802.11ac-VHT40	UNII Band	II-2C
		Frequency	TX 5670MHz



Antenna at Horizontal Polarization

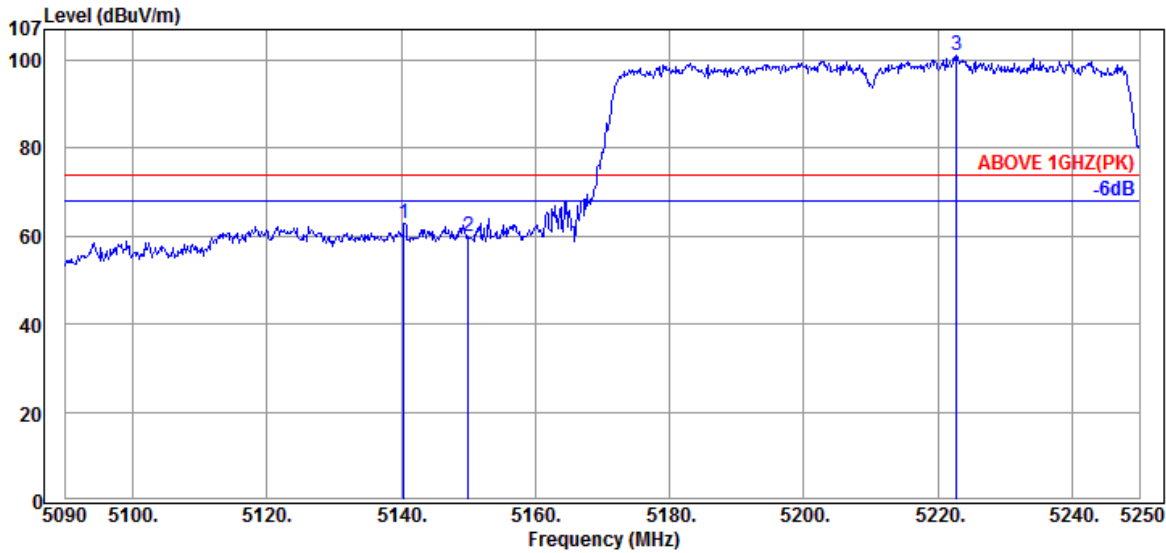
Emission Frequency (MHz)	Antenna Factor (dB/m)	Cable Loss (dB)	Meter Reading (dBμV)	Emission Level (dBμV/m)	Limits (dBμV/m)	Margin (dB)	Detector
5654.84	34.03	9.64	61.90	105.57	---	---	Peak
5724.98	34.05	9.68	14.31	58.04	68.20	10.16	Peak
5732.96	34.05	9.68	16.14	59.87	68.20	8.33	Peak



Antenna at Vertical Polarization

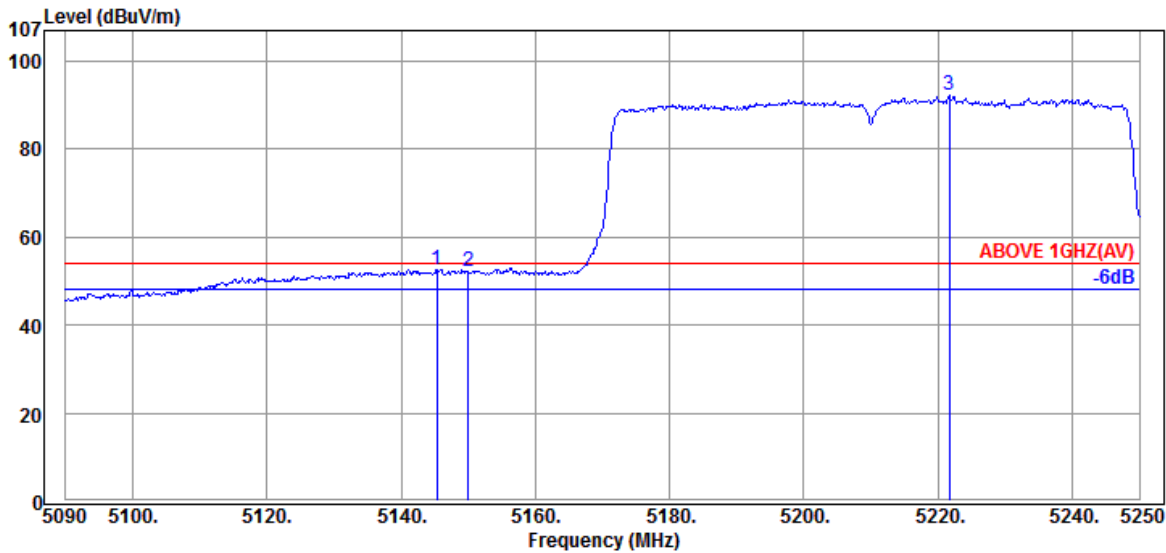
Emission Frequency (MHz)	Antenna Factor (dB/m)	Cable Loss (dB)	Meter Reading (dBμV)	Emission Level (dBμV/m)	Limits (dBμV/m)	Margin (dB)	Detector
5655.40	34.03	9.64	57.26	100.93	---	---	Peak
5724.98	34.05	9.68	13.07	56.80	68.20	11.40	Peak
5727.22	34.05	9.68	16.48	60.21	68.20	7.99	Peak

Mode	802.11ac-VHT80	UNII Band	I
		Frequency	TX 5210MHz



Antenna at Horizontal Polarization

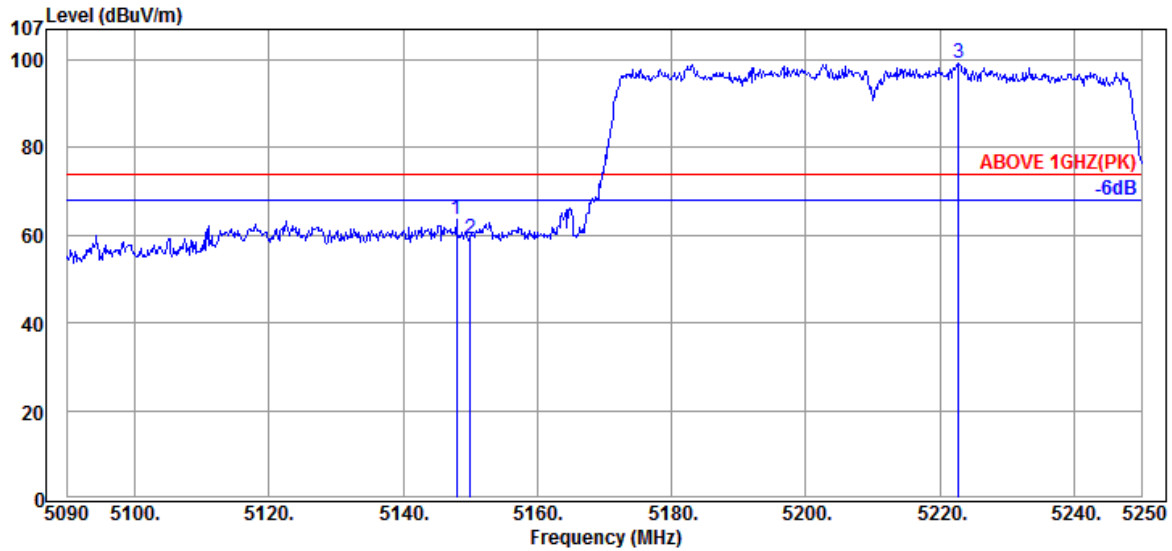
Emission Frequency (MHz)	Antenna Factor (dB/m)	Cable Loss (dB)	Meter Reading (dBμV)	Emission Level (dBμV/m)	Limits (dBμV/m)	Margin (dB)	Detector
5140.40	33.42	9.33	20.06	62.81	74.00	11.19	Peak
5150.00	33.44	9.34	17.11	59.89	74.00	14.11	Peak
5222.80	33.56	9.39	58.08	101.03	---	---	Peak



Antenna at Horizontal Polarization

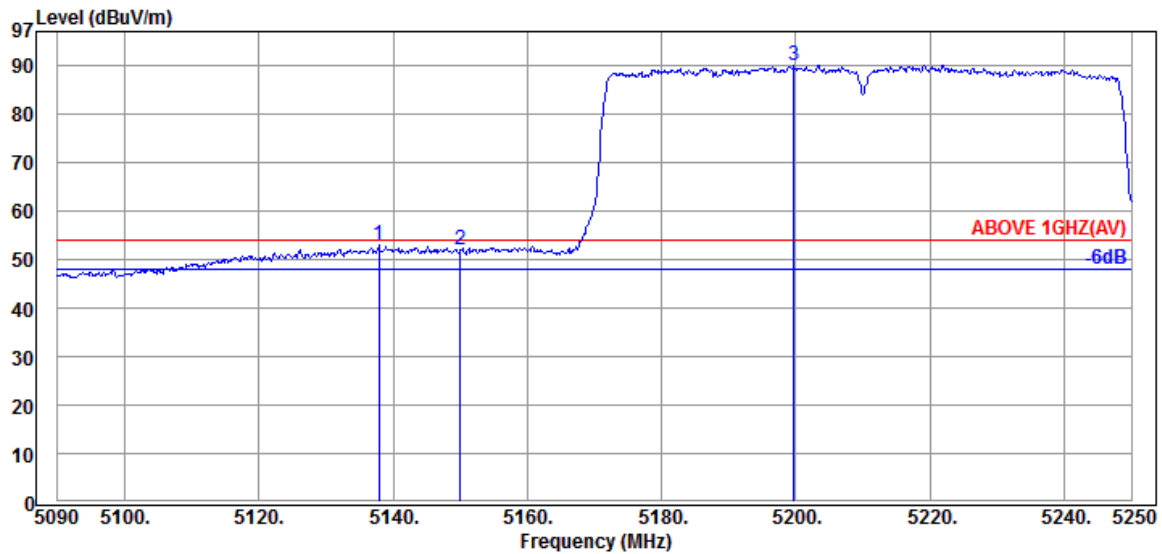
Emission Frequency (MHz)	Antenna Factor (dB/m)	Cable Loss (dB)	Meter Reading (dBμV)	Emission Level (dBμV/m)	Limits (dBμV/m)	Margin (dB)	Detector
5145.36	33.44	9.34	9.97	52.75	54.00	1.25	Average
5150.00	33.44	9.34	9.60	52.38	54.00	1.62	Average
5221.68	33.56	9.39	49.20	92.15	---	---	Average

Mode	802.11ac-VHT80	UNII Band	I
		Frequency	TX 5210MHz



Antenna at Vertical Polarization

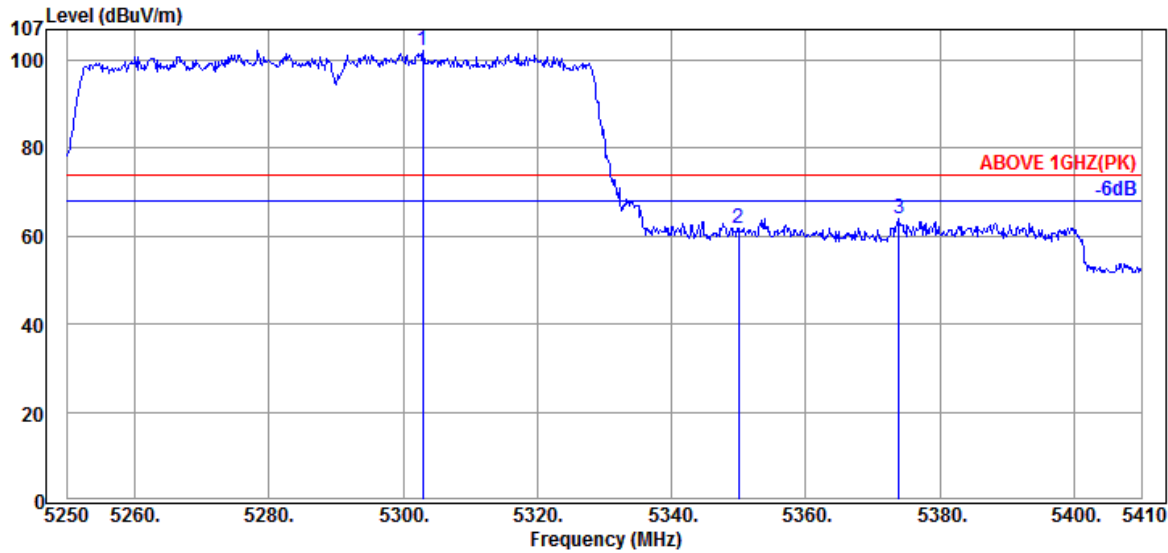
Emission Frequency (MHz)	Antenna Factor (dB/m)	Cable Loss (dB)	Meter Reading (dBμV)	Emission Level (dBμV/m)	Limits (dBμV/m)	Margin (dB)	Detector
5147.92	33.44	9.34	20.94	63.72	74.00	10.28	Peak
5150.00	33.44	9.34	16.25	59.03	74.00	14.97	Peak
5222.80	33.56	9.39	56.15	99.10	---	---	Peak



Antenna at Vertical Polarization

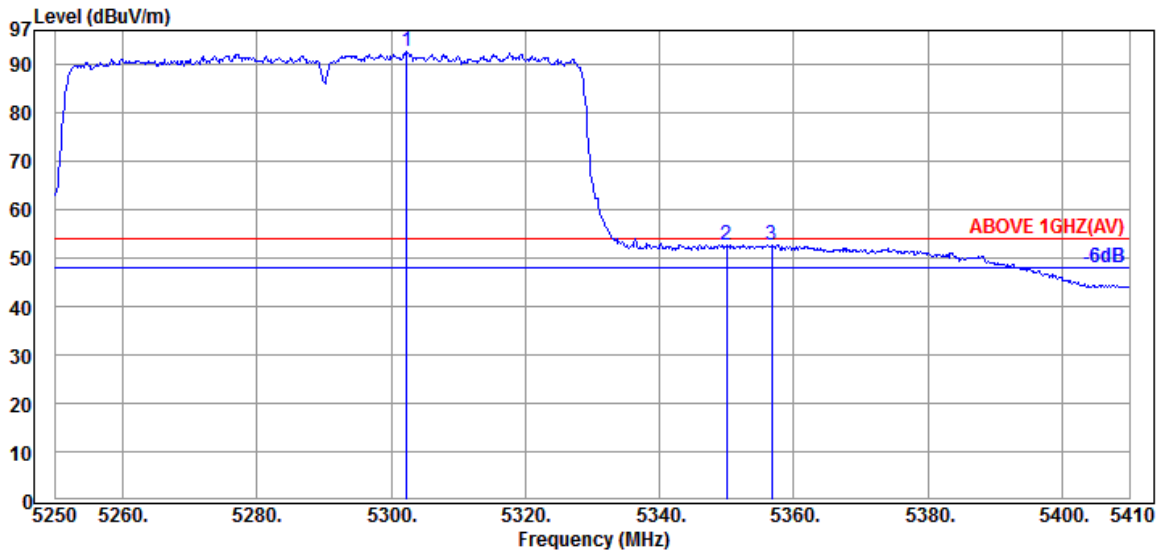
Emission Frequency (MHz)	Antenna Factor (dB/m)	Cable Loss (dB)	Meter Reading (dBμV)	Emission Level (dBμV/m)	Limits (dBμV/m)	Margin (dB)	Detector
5137.84	33.42	9.33	10.23	52.98	54.00	1.02	Average
5150.00	33.44	9.34	9.06	51.84	54.00	2.16	Average
5199.76	33.52	9.37	47.19	90.08	---	---	Average

Mode	802.11ac-VHT80	UNII Band	II-2A
		Frequency	TX 5290MHz



Antenna at Horizontal Polarization

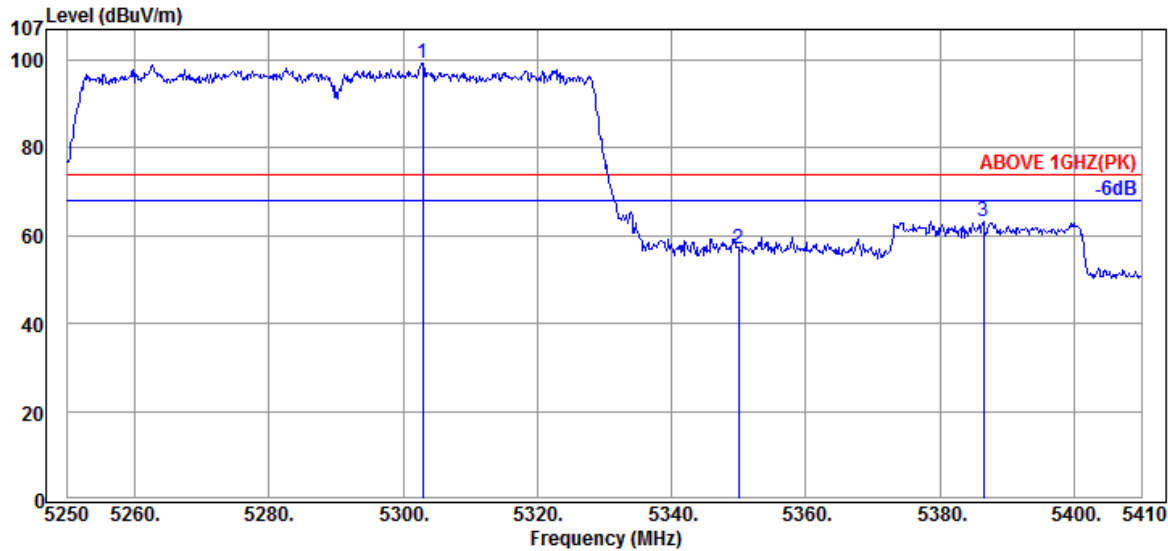
Emission Frequency (MHz)	Antenna Factor (dB/m)	Cable Loss (dB)	Meter Reading (dBμV)	Emission Level (dBμV/m)	Limits (dBμV/m)	Margin (dB)	Detector
5302.96	33.68	9.43	59.13	102.24	---	---	Peak
5350.00	33.76	9.46	18.40	61.62	74.00	12.38	Peak
5373.84	33.81	9.47	20.83	64.11	74.00	9.89	Peak



Antenna at Horizontal Polarization

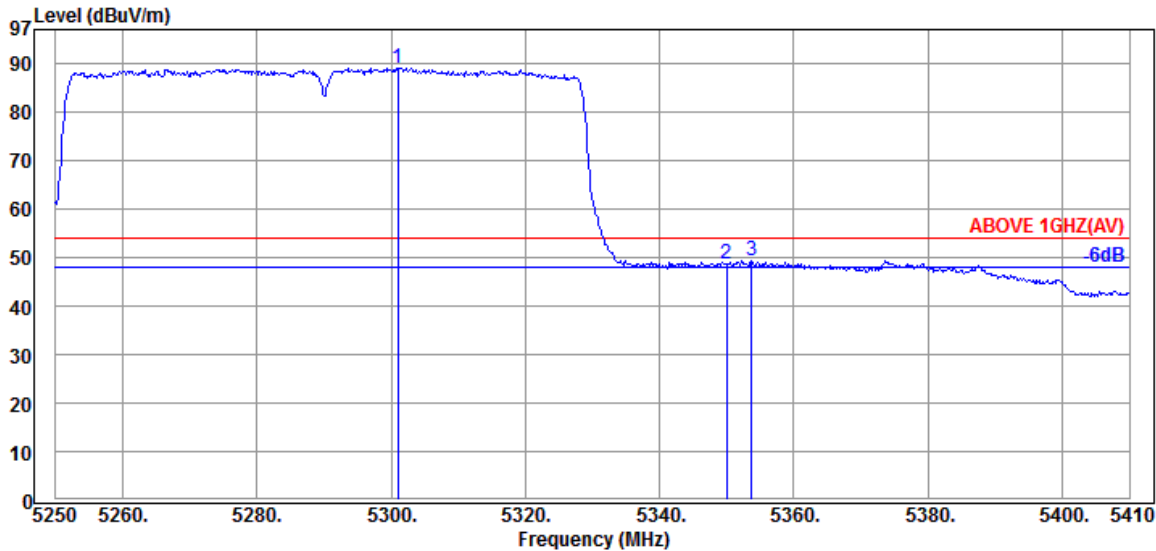
Emission Frequency (MHz)	Antenna Factor (dB/m)	Cable Loss (dB)	Meter Reading (dBμV)	Emission Level (dBμV/m)	Limits (dBμV/m)	Margin (dB)	Detector
5302.32	33.68	9.43	49.62	92.73	---	---	Average
5350.00	33.76	9.46	9.44	52.66	54.00	1.34	Average
5356.72	33.78	9.46	9.40	52.64	54.00	1.36	Average

Mode	802.11ac-VHT80	UNII Band	II-2A
		Frequency	TX 5290MHz



Antenna at Vertical Polarization

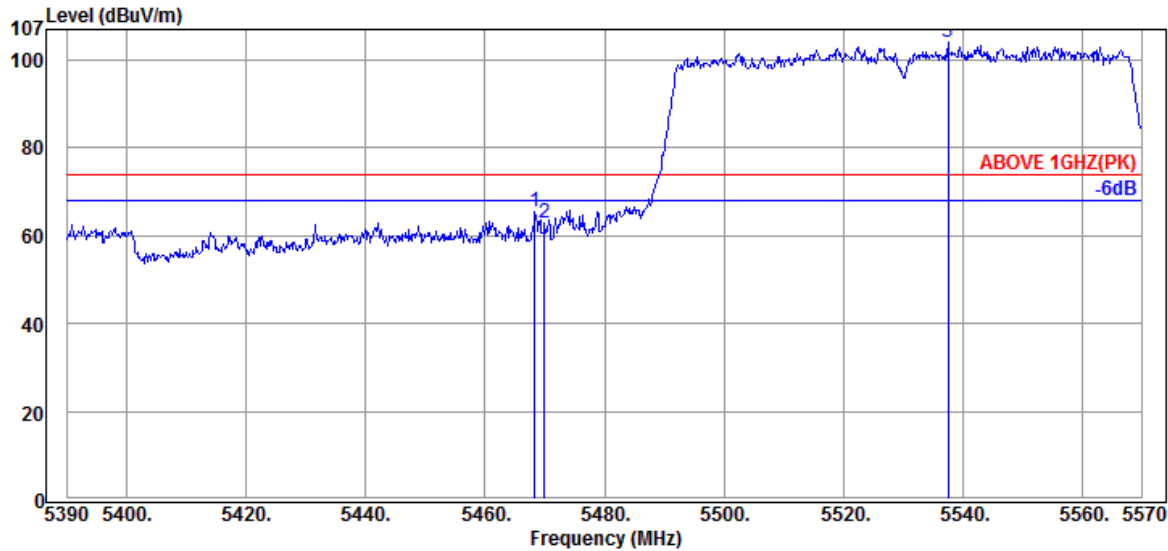
Emission Frequency (MHz)	Antenna Factor (dB/m)	Cable Loss (dB)	Meter Reading (dBμV)	Emission Level (dBμV/m)	Limits (dBμV/m)	Margin (dB)	Detector
5302.96	33.68	9.43	56.28	99.39	---	---	Peak
5350.00	33.76	9.46	13.76	56.98	74.00	17.02	Peak
5386.48	33.83	9.48	20.00	63.31	74.00	10.69	Peak



Antenna at Vertical Polarization

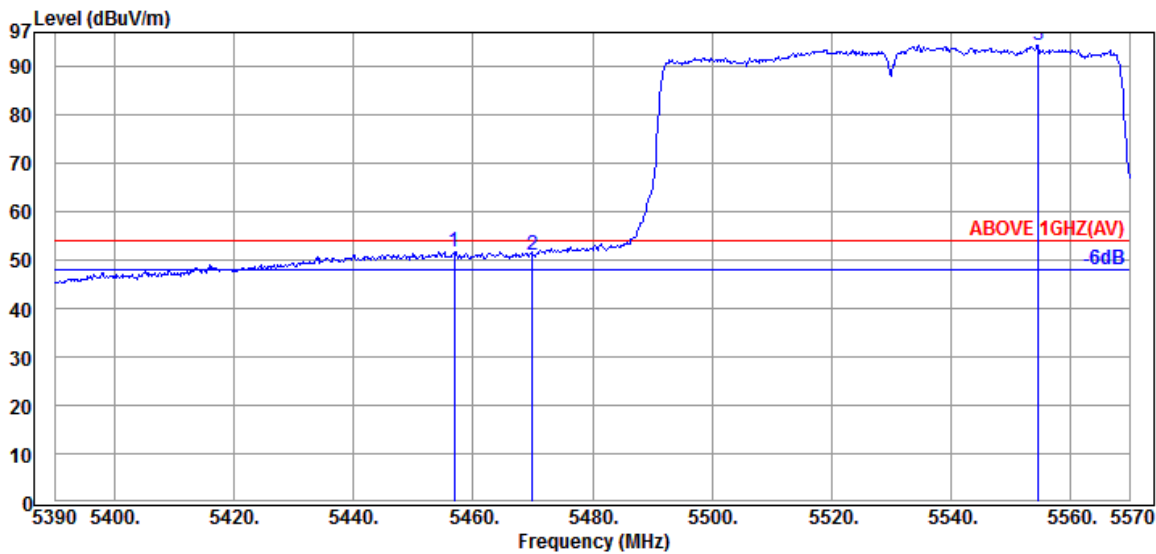
Emission Frequency (MHz)	Antenna Factor (dB/m)	Cable Loss (dB)	Meter Reading (dBμV)	Emission Level (dBμV/m)	Limits (dBμV/m)	Margin (dB)	Detector
5301.04	33.68	9.43	46.05	89.16	---	---	Average
5350.00	33.76	9.46	5.31	48.53	54.00	5.47	Average
5353.68	33.76	9.46	6.22	49.44	54.00	4.56	Average

Mode	802.11ac-VHT80	UNII Band	II-2C
		Frequency	TX 5530MHz



Antenna at Horizontal Polarization

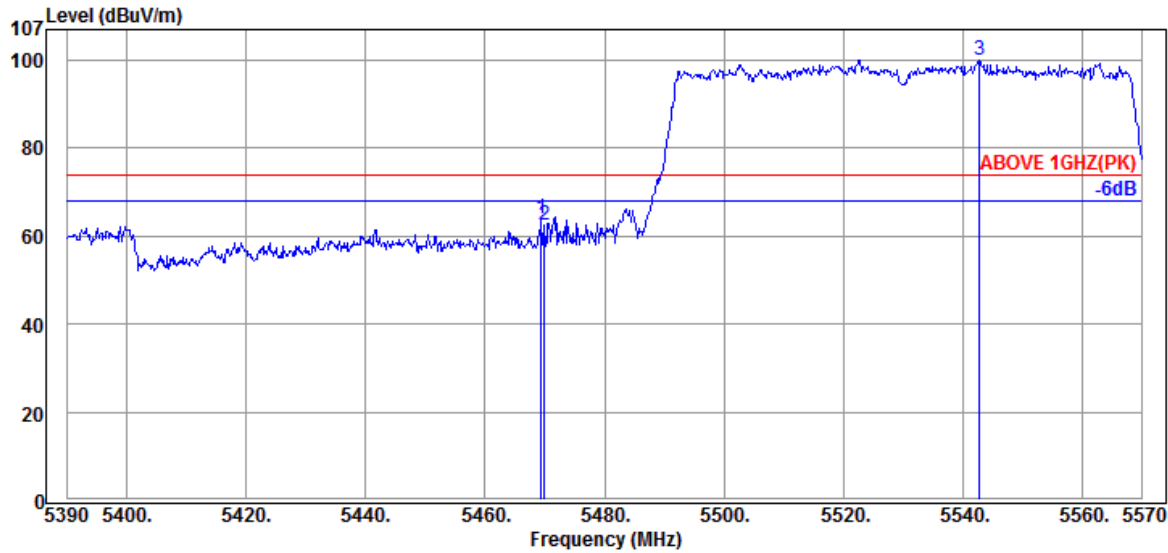
Emission Frequency (MHz)	Antenna Factor (dB/m)	Cable Loss (dB)	Meter Reading (dBμV)	Emission Level (dBμV/m)	Limits (dBμV/m)	Margin (dB)	Detector
5468.30	33.95	9.53	21.90	65.38	74.00	8.62	Peak
5469.92	33.95	9.53	19.34	62.82	74.00	11.18	Peak
5537.60	34.01	9.57	60.35	103.93	---	---	Peak



Antenna at Horizontal Polarization

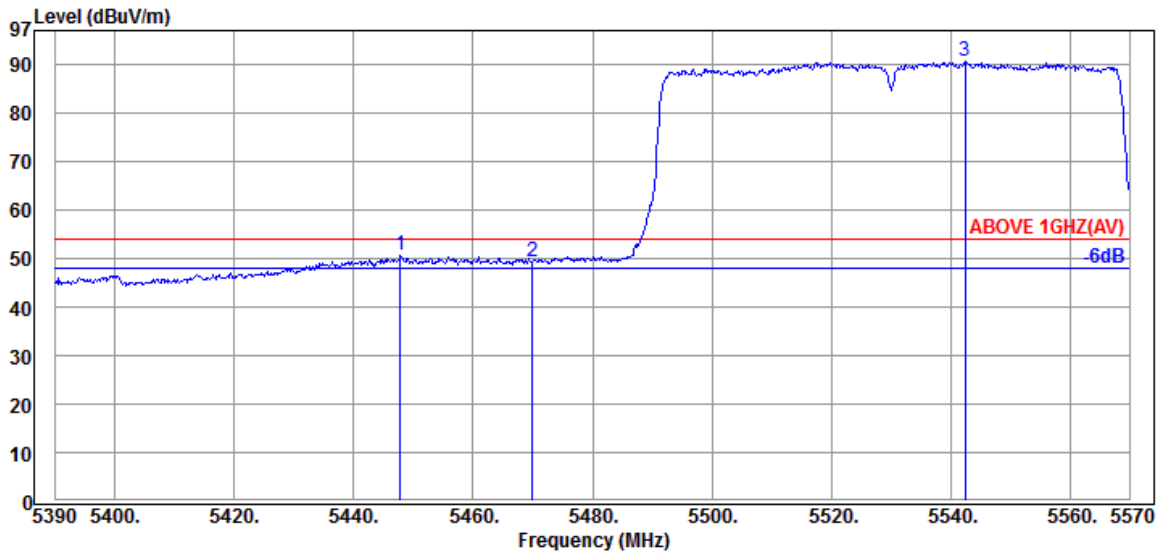
Emission Frequency (MHz)	Antenna Factor (dB/m)	Cable Loss (dB)	Meter Reading (dBμV)	Emission Level (dBμV/m)	Limits (dBμV/m)	Margin (dB)	Detector
5456.78	33.93	9.52	8.21	51.66	54.00	2.34	Average
5469.92	33.95	9.53	7.63	51.11	54.00	2.89	Average
5554.70	34.01	9.58	50.87	94.46	---	---	Average

Mode	802.11ac-VHT80	UNII Band	II-2C
		Frequency	TX 5530MHz



Antenna at Vertical Polarization

Emission Frequency (MHz)	Antenna Factor (dB/m)	Cable Loss (dB)	Meter Reading (dBμV)	Emission Level (dBμV/m)	Limits (dBμV/m)	Margin (dB)	Detector
5469.38	33.95	9.53	20.41	63.89	74.00	10.11	Peak
5469.92	33.95	9.53	19.11	62.59	74.00	11.41	Peak
5542.82	34.01	9.58	56.41	100.00	---	---	Peak



Antenna at Vertical Polarization

Emission Frequency (MHz)	Antenna Factor (dB/m)	Cable Loss (dB)	Meter Reading (dBμV)	Emission Level (dBμV/m)	Limits (dBμV/m)	Margin (dB)	Detector
5447.78	33.93	9.52	7.28	50.73	54.00	3.27	Average
5469.92	33.95	9.53	6.01	49.49	54.00	4.51	Average
5542.46	34.01	9.58	46.98	90.57	---	---	Average

A.2.2 Emissions outside the frequency band

The emissions (up to 40GHz) not reported for there is no emission be found.

Mode	802.11a	UNII Band	I
		Frequency	TX 5240MHz

Antenna at Horizontal Polarization

Emission Frequency (MHz)	Antenna Factor (dB/m)	Cable Loss (dB)	Meter Reading (dBμV)	Emission Level (dBμV/m)	Limits (dBμV/m)	Margin (dB)	Detector
1194.00	25.47	3.38	20.91	49.76	54.00	4.24	Peak
1428.00	25.34	3.81	14.86	44.01	54.00	9.99	Peak
1584.00	25.77	4.13	19.02	48.92	54.00	5.08	Peak
1796.00	26.88	4.55	20.09	51.52	54.00	2.48	Peak
1946.00	27.55	4.83	13.27	45.65	54.00	8.35	Peak
1996.00	27.77	4.92	16.13	48.82	54.00	5.18	Peak
2118.00	27.96	5.03	14.06	47.05	54.00	6.95	Peak
2390.00	28.28	5.24	17.99	51.51	54.00	2.49	Peak
2608.00	28.80	5.41	14.23	48.44	54.00	5.56	Peak
2798.00	29.45	5.56	13.82	48.83	54.00	5.17	Peak
3150.00	30.39	6.07	-0.47	35.99	54.00	18.01	Average
3150.00	30.39	6.07	20.45	56.91	74.00	17.09	Peak
4710.00	32.63	8.85	10.34	51.82	74.00	22.18	Peak
5455.00	33.93	9.52	7.69	51.14	74.00	22.86	Peak
5685.00	34.04	9.66	9.34	53.04	74.00	20.96	Peak

Antenna at Vertical Polarization

Emission Frequency (MHz)	Antenna Factor (dB/m)	Cable Loss (dB)	Meter Reading (dBμV)	Emission Level (dBμV/m)	Limits (dBμV/m)	Margin (dB)	Detector
1188.00	25.47	3.38	22.29	51.14	54.00	2.86	Peak
1596.00	25.85	4.15	17.38	47.38	54.00	6.62	Peak
1800.00	26.88	4.56	20.09	51.53	54.00	2.47	Peak
1996.00	27.77	4.92	18.78	51.47	54.00	2.53	Peak
2098.00	27.92	5.01	14.62	47.55	54.00	6.45	Peak
2394.00	28.28	5.24	15.17	48.69	54.00	5.31	Peak
2602.00	28.78	5.41	13.70	47.89	54.00	6.11	Peak
3155.00	30.41	6.09	-1.35	35.15	54.00	18.85	Average
3155.00	30.41	6.09	19.57	56.07	74.00	17.93	Peak
4750.00	32.71	8.90	10.14	51.75	74.00	22.25	Peak
5680.00	34.04	9.66	9.12	52.82	74.00	21.18	Peak

Mode	802.11a	UNII Band	II-2A
		Frequency	TX 5260MHz

Antenna at Horizontal Polarization

Emission Frequency (MHz)	Antenna Factor (dB/m)	Cable Loss (dB)	Meter Reading (dBμV)	Emission Level (dBμV/m)	Limits (dBμV/m)	Margin (dB)	Detector
1196.00	25.47	3.39	21.44	50.30	54.00	3.70	Peak
1428.00	25.34	3.81	15.26	44.41	54.00	9.59	Peak
1574.00	25.72	4.10	19.45	49.27	54.00	4.73	Peak
1800.00	26.88	4.56	20.00	51.44	54.00	2.56	Peak
1944.00	27.55	4.83	14.14	46.52	54.00	7.48	Peak
1998.00	27.77	4.92	18.07	50.76	54.00	3.24	Peak
2118.00	27.96	5.03	15.13	48.12	54.00	5.88	Peak
2244.00	28.11	5.13	12.30	45.54	54.00	8.46	Peak
2390.00	28.28	5.24	16.63	50.15	54.00	3.85	Peak
2610.00	28.80	5.41	13.93	48.14	54.00	5.86	Peak
2812.00	29.51	5.58	14.88	49.97	54.00	4.03	Peak
3155.00	30.41	6.09	-0.75	35.75	54.00	18.25	Average
3155.00	30.41	6.09	20.17	56.67	74.00	17.33	Peak
4180.00	32.33	8.13	10.49	50.95	74.00	23.05	Peak
4705.00	32.63	8.85	10.32	51.80	74.00	22.20	Peak

Antenna at Vertical Polarization

Emission Frequency (MHz)	Antenna Factor (dB/m)	Cable Loss (dB)	Meter Reading (dBμV)	Emission Level (dBμV/m)	Limits (dBμV/m)	Margin (dB)	Detector
1046.00	25.57	3.08	13.76	42.41	54.00	11.59	Peak
1190.00	25.47	3.38	21.68	50.53	54.00	3.47	Peak
1396.00	25.35	3.75	14.32	43.42	54.00	10.58	Peak
1578.00	25.75	4.11	12.96	42.82	54.00	11.18	Peak
1798.00	26.88	4.56	14.31	45.75	54.00	8.25	Peak
1998.00	27.77	4.92	18.48	51.17	54.00	2.83	Peak
2096.00	27.92	5.01	12.52	45.45	54.00	8.55	Peak
2390.00	28.28	5.24	13.51	47.03	54.00	6.97	Peak
2606.00	28.78	5.41	13.32	47.51	54.00	6.49	Peak
3155.00	30.41	6.09	-2.01	34.49	54.00	19.51	Average
3155.00	30.41	6.09	18.91	55.41	74.00	18.59	Peak
4740.00	32.69	8.89	8.84	50.42	74.00	23.58	Peak

Mode	802.11a	UNII Band	II-2C
		Frequency	TX 5580MHz

Antenna at Horizontal Polarization

Emission Frequency (MHz)	Antenna Factor (dB/m)	Cable Loss (dB)	Meter Reading (dB μ V)	Emission Level (dB μ V/m)	Limits (dB μ V/m)	Margin (dB)	Detector
1192.00	25.47	3.38	21.74	50.59	54.00	3.41	Peak
1428.00	25.34	3.81	15.93	45.08	54.00	8.92	Peak
1574.00	25.72	4.10	18.72	48.54	54.00	5.46	Peak
1798.00	26.88	4.56	19.78	51.22	54.00	2.78	Peak
1940.00	27.52	4.82	13.30	45.64	54.00	8.36	Peak
1994.00	27.77	4.91	14.87	47.55	54.00	6.45	Peak
2124.00	27.96	5.03	14.33	47.32	54.00	6.68	Peak
2390.00	28.28	5.24	17.20	50.72	54.00	3.28	Peak
2606.00	28.78	5.41	13.68	47.87	54.00	6.13	Peak
2804.00	29.48	5.57	13.09	48.14	54.00	5.86	Peak
3155.00	30.41	6.09	-0.91	35.59	54.00	18.41	Average
3155.00	30.41	6.09	20.01	56.51	74.00	17.49	Peak
5375.00	33.81	9.47	-6.85	36.43	54.00	17.57	Average
5375.00	33.81	9.47	14.64	57.92	74.00	16.08	Peak

Antenna at Vertical Polarization

Emission Frequency (MHz)	Antenna Factor (dB/m)	Cable Loss (dB)	Meter Reading (dB μ V)	Emission Level (dB μ V/m)	Limits (dB μ V/m)	Margin (dB)	Detector
1052.00	25.56	3.10	15.19	43.85	54.00	10.15	Peak
1194.00	25.47	3.38	22.70	51.55	54.00	2.45	Peak
1428.00	25.34	3.81	15.53	44.68	54.00	9.32	Peak
1582.00	25.77	4.12	13.99	43.88	54.00	10.12	Peak
1798.00	26.88	4.56	16.42	47.86	54.00	6.14	Peak
1998.00	27.77	4.92	18.24	50.93	54.00	3.07	Peak
2126.00	27.96	5.03	13.81	46.80	54.00	7.20	Peak
2392.00	28.28	5.24	14.78	48.30	54.00	5.70	Peak
2608.00	28.80	5.41	13.23	47.44	54.00	6.56	Peak
3140.00	30.37	6.05	-2.95	33.47	54.00	20.53	Average
3140.00	30.37	6.05	17.98	54.40	74.00	19.60	Peak
5390.00	33.83	9.48	-8.09	35.22	54.00	18.78	Average
5390.00	33.83	9.48	13.41	56.72	74.00	17.28	Peak

Mode	802.11a	UNII Band	III
		Frequency	TX 5825MHz

Antenna at Horizontal Polarization

Emission Frequency (MHz)	Antenna Factor (dB/m)	Cable Loss (dB)	Meter Reading (dB μ V)	Emission Level (dB μ V/m)	Limits (dB μ V/m)	Margin (dB)	Detector
1188.00	25.47	3.38	21.47	50.32	54.00	3.68	Peak
1428.00	25.34	3.81	16.09	45.24	54.00	8.76	Peak
1586.00	25.80	4.13	18.95	48.88	54.00	5.12	Peak
1800.00	26.88	4.56	20.31	51.75	54.00	2.25	Peak
1934.00	27.50	4.81	13.89	46.20	54.00	7.80	Peak
1998.00	27.77	4.92	18.60	51.29	54.00	2.71	Peak
2114.00	27.95	5.02	14.45	47.42	54.00	6.58	Peak
2390.00	28.28	5.24	15.77	49.29	54.00	4.71	Peak
2606.00	28.78	5.41	15.41	49.60	54.00	4.40	Peak
2694.00	29.10	5.48	13.39	47.97	54.00	6.03	Peak
2796.00	29.45	5.56	14.26	49.27	54.00	4.73	Peak
3150.00	30.39	6.07	-0.62	35.84	54.00	18.16	Average
3150.00	30.39	6.07	20.30	56.76	74.00	17.24	Peak
3885.00	32.10	7.65	11.11	50.86	74.00	23.14	Peak
4735.00	32.69	8.89	9.55	51.13	74.00	22.87	Peak
5390.00	33.83	9.48	-5.20	38.11	54.00	15.89	Average
5390.00	33.83	9.48	16.30	59.61	74.00	14.39	Peak

Antenna at Vertical Polarization

Emission Frequency (MHz)	Antenna Factor (dB/m)	Cable Loss (dB)	Meter Reading (dB μ V)	Emission Level (dB μ V/m)	Limits (dB μ V/m)	Margin (dB)	Detector
1052.00	25.56	3.10	15.32	43.98	54.00	10.02	Peak
1190.00	25.47	3.38	23.02	51.87	54.00	2.13	Peak
1428.00	25.34	3.81	14.45	43.60	54.00	10.40	Peak
1594.00	25.82	4.15	15.57	45.54	54.00	8.46	Peak
1796.00	26.88	4.55	21.36	52.79	54.00	1.21	Peak
2000.00	27.80	4.92	19.61	52.33	54.00	1.67	Peak
2090.00	27.92	5.00	13.78	46.70	54.00	7.30	Peak
2400.00	28.29	5.25	15.38	48.92	54.00	5.08	Peak
2598.00	28.75	5.41	14.79	48.95	54.00	5.05	Peak
3150.00	30.39	6.07	-1.58	34.88	54.00	19.12	Average
3150.00	30.39	6.07	19.34	55.80	74.00	18.20	Peak
4720.00	32.66	8.87	9.70	51.23	74.00	22.77	Peak
5400.00	33.83	9.49	-4.26	39.06	54.00	14.94	Average
5400.00	33.83	9.49	17.23	60.55	74.00	13.45	Peak

Mode	802.11ac-VHT20	UNII Band	I
		Frequency	TX 5240MHz

Antenna at Horizontal Polarization

Emission Frequency (MHz)	Antenna Factor (dB/m)	Cable Loss (dB)	Meter Reading (dBμV)	Emission Level (dBμV/m)	Limits (dBμV/m)	Margin (dB)	Detector
1190.00	25.47	3.38	21.29	50.14	54.00	3.86	Peak
1582.00	25.77	4.12	18.94	48.83	54.00	5.17	Peak
1800.00	26.88	4.56	20.27	51.71	54.00	2.29	Peak
1940.00	27.52	4.82	15.03	47.37	54.00	6.63	Peak
1992.00	27.75	4.91	15.11	47.77	54.00	6.23	Peak
2120.00	27.96	5.03	14.88	47.87	54.00	6.13	Peak
2400.00	28.29	5.25	16.62	50.16	54.00	3.84	Peak
2604.00	28.78	5.41	13.62	47.81	54.00	6.19	Peak
2798.00	29.45	5.56	13.48	48.49	54.00	5.51	Peak
3160.00	30.41	6.09	-1.03	35.47	54.00	18.53	Average
3160.00	30.41	6.09	19.89	56.39	74.00	17.61	Peak

Antenna at Vertical Polarization

Emission Frequency (MHz)	Antenna Factor (dB/m)	Cable Loss (dB)	Meter Reading (dBμV)	Emission Level (dBμV/m)	Limits (dBμV/m)	Margin (dB)	Detector
1190.00	25.47	3.38	21.04	49.89	54.00	4.11	Peak
1396.00	25.35	3.75	16.09	45.19	54.00	8.81	Peak
1578.00	25.75	4.11	13.90	43.76	54.00	10.24	Peak
1798.00	26.88	4.56	15.77	47.21	54.00	6.79	Peak
1990.00	27.75	4.91	20.35	53.01	54.00	0.99	Peak
2088.00	27.92	5.00	13.36	46.28	54.00	7.72	Peak
2398.00	28.29	5.25	16.24	49.78	54.00	4.22	Peak
2610.00	28.80	5.41	14.08	48.29	54.00	5.71	Peak
2694.00	29.10	5.48	14.03	48.61	54.00	5.39	Peak
3140.00	30.37	6.05	-2.15	34.27	54.00	19.73	Average
3140.00	30.37	6.05	18.77	55.19	74.00	18.81	Peak
4745.00	32.71	8.90	12.07	53.68	74.00	20.32	Peak

Mode	802.11ac-VHT20	UNII Band	II-2A
		Frequency	TX 5260MHz

Antenna at Horizontal Polarization

Emission Frequency (MHz)	Antenna Factor (dB/m)	Cable Loss (dB)	Meter Reading (dB μ V)	Emission Level (dB μ V/m)	Limits (dB μ V/m)	Margin (dB)	Detector
1190.00	25.47	3.38	21.74	50.59	54.00	3.41	Peak
1428.00	25.34	3.81	17.19	46.34	54.00	7.66	Peak
1584.00	25.77	4.13	18.92	48.82	54.00	5.18	Peak
1794.00	26.85	4.55	20.15	51.55	54.00	2.45	Peak
1940.00	27.52	4.82	14.00	46.34	54.00	7.66	Peak
1998.00	27.77	4.92	17.27	49.96	54.00	4.04	Peak
2120.00	27.96	5.03	14.79	47.78	54.00	6.22	Peak
2244.00	28.11	5.13	12.92	46.16	54.00	7.84	Peak
2390.00	28.28	5.24	17.01	50.53	54.00	3.47	Peak
2612.00	28.80	5.41	13.75	47.96	54.00	6.04	Peak
2690.00	29.07	5.48	13.83	48.38	54.00	5.62	Average
2798.00	29.45	5.56	14.74	49.75	54.00	4.25	Peak
3155.00	30.41	6.09	-1.21	35.29	54.00	18.71	Average
3155.00	30.41	6.09	19.71	56.21	74.00	17.79	Peak
5315.00	33.71	9.44	-6.39	36.76	54.00	17.24	Average
5315.00	33.71	9.44	15.10	58.25	74.00	15.75	Peak

Antenna at Vertical Polarization

Emission Frequency (MHz)	Antenna Factor (dB/m)	Cable Loss (dB)	Meter Reading (dB μ V)	Emission Level (dB μ V/m)	Limits (dB μ V/m)	Margin (dB)	Detector
1052.00	25.56	3.10	14.50	43.16	54.00	10.84	Peak
1188.00	25.47	3.38	21.73	50.58	54.00	3.42	Peak
1496.00	25.30	3.93	13.79	43.02	54.00	10.98	Peak
1800.00	26.88	4.56	16.76	48.20	54.00	5.80	Peak
1996.00	27.77	4.92	20.89	53.58	54.00	0.42	Peak
2088.00	27.92	5.00	13.94	46.86	54.00	7.14	Peak
2440.00	28.34	5.28	13.43	47.05	54.00	6.95	Peak
2596.00	28.75	5.40	14.64	48.79	54.00	5.21	Average
2690.00	29.07	5.48	13.39	47.94	54.00	6.06	Peak
3140.00	30.37	6.05	-2.46	33.96	54.00	20.04	Average
3140.00	30.37	6.05	18.46	54.88	74.00	19.12	Peak

Mode	802.11ac-VHT20	UNII Band	II-2C
		Frequency	TX 5500MHz

Antenna at Horizontal Polarization

Emission Frequency (MHz)	Antenna Factor (dB/m)	Cable Loss (dB)	Meter Reading (dB μ V)	Emission Level (dB μ V/m)	Limits (dB μ V/m)	Margin (dB)	Detector
1190.00	25.47	3.38	21.55	50.40	54.00	3.60	Peak
1428.00	25.34	3.81	15.80	44.95	54.00	9.05	Peak
1586.00	25.80	4.13	19.23	49.16	54.00	4.84	Peak
1794.00	26.85	4.55	19.32	50.72	54.00	3.28	Peak
1940.00	27.52	4.82	13.06	45.40	54.00	8.60	Peak
1994.00	27.77	4.91	18.70	51.38	54.00	2.62	Peak
2124.00	27.96	5.03	15.12	48.11	54.00	5.89	Peak
2390.00	28.28	5.24	16.56	50.08	54.00	3.92	Peak
2610.00	28.80	5.41	13.90	48.11	54.00	5.89	Peak
2790.00	29.43	5.56	13.83	48.82	54.00	5.18	Peak
3165.00	30.42	6.11	-1.53	35.00	54.00	19.00	Average
3165.00	30.42	6.11	19.39	55.92	74.00	18.08	Peak
5375.00	33.81	9.47	-6.99	36.29	54.00	17.71	Average
5375.00	33.81	9.47	14.50	57.78	74.00	16.22	Peak

Antenna at Vertical Polarization

Emission Frequency (MHz)	Antenna Factor (dB/m)	Cable Loss (dB)	Meter Reading (dB μ V)	Emission Level (dB μ V/m)	Limits (dB μ V/m)	Margin (dB)	Detector
1030.00	25.58	3.06	15.03	43.67	54.00	10.33	Peak
1190.00	25.47	3.38	22.77	51.62	54.00	2.38	Peak
1792.00	26.85	4.55	13.03	44.43	54.00	9.57	Peak
1992.00	27.75	4.91	20.36	53.02	54.00	0.98	Peak
2092.00	27.92	5.00	13.42	46.34	54.00	7.66	Peak
2390.00	28.28	5.24	13.78	47.30	54.00	6.70	Peak
3150.00	30.39	6.07	-2.33	34.13	54.00	19.87	Average
3150.00	30.39	6.07	18.59	55.05	74.00	18.95	Peak
5385.00	33.81	9.48	-7.87	35.42	54.00	18.58	Average
5385.00	33.81	9.48	13.62	56.91	74.00	17.09	Peak

Mode	802.11ac-VHT20	UNII Band	III
		Frequency	TX 5825MHz

Antenna at Horizontal Polarization

Emission Frequency (MHz)	Antenna Factor (dB/m)	Cable Loss (dB)	Meter Reading (dB μ V)	Emission Level (dB μ V/m)	Limits (dB μ V/m)	Margin (dB)	Detector
1196.00	25.47	3.39	21.81	50.67	54.00	3.33	Peak
1428.00	25.34	3.81	16.71	45.86	54.00	8.14	Peak
1584.00	25.77	4.13	18.94	48.84	54.00	5.16	Peak
1800.00	26.88	4.56	20.24	51.68	54.00	2.32	Peak
1942.00	27.55	4.83	13.87	46.25	54.00	7.75	Peak
1996.00	27.77	4.92	16.47	49.16	54.00	4.84	Peak
2130.00	27.97	5.03	14.31	47.31	54.00	6.69	Peak
2390.00	28.28	5.24	18.43	51.95	54.00	2.05	Peak
2620.00	28.83	5.42	14.67	48.92	54.00	5.08	Peak
2698.00	29.10	5.48	13.94	48.52	54.00	5.48	Peak
2808.00	29.48	5.58	14.17	49.23	54.00	4.77	Peak
3150.00	30.39	6.07	-0.43	36.03	54.00	17.97	Average
3150.00	30.39	6.07	20.49	56.95	74.00	17.05	Peak
5385.00	33.81	9.48	-5.04	38.25	54.00	15.75	Average
5385.00	33.81	9.48	16.45	59.74	74.00	14.26	Peak

Antenna at Vertical Polarization

Emission Frequency (MHz)	Antenna Factor (dB/m)	Cable Loss (dB)	Meter Reading (dB μ V)	Emission Level (dB μ V/m)	Limits (dB μ V/m)	Margin (dB)	Detector
1050.00	25.56	3.09	15.87	44.52	54.00	9.48	Peak
1194.00	25.47	3.38	21.23	50.08	54.00	3.92	Peak
1428.00	25.34	3.81	15.55	44.70	54.00	9.30	Peak
1600.00	25.88	4.16	15.67	45.71	54.00	8.29	Peak
1798.00	26.88	4.56	18.05	49.49	54.00	4.51	Peak
1996.00	27.77	4.92	19.89	52.58	54.00	1.42	Peak
2092.00	27.92	5.00	14.12	47.04	54.00	6.96	Peak
2394.00	28.28	5.24	13.22	46.74	54.00	7.26	Peak
2598.00	28.75	5.41	13.87	48.03	54.00	5.97	Peak
3155.00	30.41	6.09	-1.18	35.32	54.00	18.68	Average
3155.00	30.41	6.09	19.74	56.24	74.00	17.76	Peak
5395.00	33.83	9.49	-5.03	38.29	54.00	15.71	Average
5395.00	33.83	9.49	16.46	59.78	74.00	14.22	Peak

Mode	802.11ac-VHT40	UNII Band	I
		Frequency	TX 5230MHz

Antenna at Horizontal Polarization

Emission Frequency (MHz)	Antenna Factor (dB/m)	Cable Loss (dB)	Meter Reading (dBμV)	Emission Level (dBμV/m)	Limits (dBμV/m)	Margin (dB)	Detector
1190.00	25.47	3.38	21.47	50.32	54.00	3.68	Peak
1428.00	25.34	3.81	15.66	44.81	54.00	9.19	Peak
1576.00	25.72	4.11	19.12	48.95	54.00	5.05	Peak
1800.00	26.88	4.56	20.01	51.45	54.00	2.55	Peak
1948.00	27.57	4.84	13.84	46.25	54.00	7.75	Peak
1998.00	27.77	4.92	16.43	49.12	54.00	4.88	Peak
2090.00	27.92	5.00	14.46	47.38	54.00	6.62	Peak
2390.00	28.28	5.24	17.59	51.11	54.00	2.89	Peak
2610.00	28.80	5.41	14.04	48.25	54.00	5.75	Peak
2688.00	29.07	5.48	14.37	48.92	54.00	5.08	Peak
2804.00	29.48	5.57	13.85	48.90	54.00	5.10	Peak
3155.00	30.41	6.09	-0.92	35.58	54.00	18.42	Average
3155.00	30.41	6.09	20.00	56.50	74.00	17.50	Peak

Antenna at Vertical Polarization

Emission Frequency (MHz)	Antenna Factor (dB/m)	Cable Loss (dB)	Meter Reading (dBμV)	Emission Level (dBμV/m)	Limits (dBμV/m)	Margin (dB)	Detector
1048.00	25.57	3.09	15.26	43.92	54.00	10.08	Peak
1190.00	25.47	3.38	22.55	51.40	54.00	2.60	Peak
1428.00	25.34	3.81	16.24	45.39	54.00	8.61	Peak
1594.00	25.82	4.15	14.03	44.00	54.00	10.00	Peak
1798.00	26.88	4.56	19.20	50.64	54.00	3.36	Peak
1998.00	27.77	4.92	20.20	52.89	54.00	1.11	Peak
2082.00	27.91	4.99	14.31	47.21	54.00	6.79	Peak
2598.00	28.75	5.41	13.10	47.26	54.00	6.74	Peak
2696.00	29.10	5.48	12.83	47.41	54.00	6.59	Peak
3150.00	30.39	6.07	-2.12	34.34	54.00	19.66	Average
3150.00	30.39	6.07	18.81	55.27	74.00	18.73	Peak

Mode	802.11ac-VHT40	UNII Band	II-2A
		Frequency	TX 5270MHz

Antenna at Horizontal Polarization

Emission Frequency (MHz)	Antenna Factor (dB/m)	Cable Loss (dB)	Meter Reading (dBμV)	Emission Level (dBμV/m)	Limits (dBμV/m)	Margin (dB)	Detector
1196.00	25.47	3.39	21.19	50.05	54.00	3.95	Peak
1428.00	25.34	3.81	17.17	46.32	54.00	7.68	Peak
1584.00	25.77	4.13	19.78	49.68	54.00	4.32	Peak
1800.00	26.88	4.56	20.00	51.44	54.00	2.56	Peak
1938.00	27.52	4.82	13.22	45.56	54.00	8.44	Peak
1996.00	27.77	4.92	19.79	52.48	54.00	1.52	Peak
2088.00	27.92	5.00	14.34	47.26	54.00	6.74	Peak
2390.00	28.28	5.24	15.33	48.85	54.00	5.15	Peak
2616.00	28.83	5.42	13.82	48.07	54.00	5.93	Peak
2690.00	29.07	5.48	13.40	47.95	54.00	6.05	Peak
2796.00	29.45	5.56	13.89	48.90	54.00	5.10	Peak
3160.00	30.41	6.09	-0.52	35.98	54.00	18.02	Average
3160.00	30.41	6.09	20.40	56.90	74.00	17.10	Peak

Antenna at Vertical Polarization

Emission Frequency (MHz)	Antenna Factor (dB/m)	Cable Loss (dB)	Meter Reading (dBμV)	Emission Level (dBμV/m)	Limits (dBμV/m)	Margin (dB)	Detector
1196.00	25.47	3.39	22.17	51.03	54.00	2.97	Peak
1576.00	25.72	4.11	14.94	44.77	54.00	9.23	Peak
1798.00	26.88	4.56	18.43	49.87	54.00	4.13	Peak
1994.00	27.77	4.91	19.24	51.92	54.00	2.08	Peak
2100.00	27.93	5.01	14.49	47.43	54.00	6.57	Peak
2244.00	28.11	5.13	12.47	45.71	54.00	8.29	Peak
2390.00	28.28	5.24	14.41	47.93	54.00	6.07	Peak
2602.00	28.78	5.41	14.91	49.10	54.00	4.90	Peak
2700.00	29.13	5.49	13.04	47.66	54.00	6.34	Peak
3150.00	30.39	6.07	-2.79	33.67	54.00	20.33	Average
3150.00	30.39	6.07	18.13	54.59	74.00	19.41	Peak

Mode	802.11ac-VHT40	UNII Band	II-2C
		Frequency	TX 5550MHz

Antenna at Horizontal Polarization

Emission Frequency (MHz)	Antenna Factor (dB/m)	Cable Loss (dB)	Meter Reading (dBμV)	Emission Level (dBμV/m)	Limits (dBμV/m)	Margin (dB)	Detector
1190.00	25.47	3.38	21.91	50.76	54.00	3.24	Peak
1428.00	25.34	3.81	16.21	45.36	54.00	8.64	Peak
1584.00	25.77	4.13	19.33	49.23	54.00	4.77	Peak
1792.00	26.85	4.55	19.52	50.92	54.00	3.08	Peak
1932.00	27.50	4.81	14.07	46.38	54.00	7.62	Peak
1992.00	27.75	4.91	20.26	52.92	54.00	1.08	Peak
2118.00	27.96	5.03	14.96	47.95	54.00	6.05	Peak
2390.00	28.28	5.24	16.95	50.47	54.00	3.53	Peak
2604.00	28.78	5.41	14.25	48.44	54.00	5.56	Peak
2806.00	29.48	5.57	12.61	47.66	54.00	6.34	Peak
3155.00	30.41	6.09	-1.66	34.84	54.00	19.16	Average
3155.00	30.41	6.09	19.26	55.76	74.00	18.24	Peak
5375.00	33.81	9.47	-6.96	36.32	54.00	17.68	Average
5375.00	33.81	9.47	14.53	57.81	74.00	16.19	Peak

Antenna at Vertical Polarization

Emission Frequency (MHz)	Antenna Factor (dB/m)	Cable Loss (dB)	Meter Reading (dBμV)	Emission Level (dBμV/m)	Limits (dBμV/m)	Margin (dB)	Detector
1196.00	25.47	3.39	22.52	51.38	54.00	2.62	Peak
1394.00	25.35	3.75	15.17	44.27	54.00	9.73	Peak
1598.00	25.85	4.15	16.10	46.10	54.00	7.90	Peak
1794.00	26.85	4.55	13.00	44.40	54.00	9.60	Peak
1998.00	27.77	4.92	19.10	51.79	54.00	2.21	Peak
2084.00	27.91	4.99	14.17	47.07	54.00	6.93	Peak
2396.00	28.28	5.25	13.82	47.35	54.00	6.65	Peak
2596.00	28.75	5.40	13.95	48.10	54.00	5.90	Peak
3155.00	30.41	6.09	-1.40	35.10	54.00	18.90	Average
3155.00	30.41	6.09	19.52	56.02	74.00	17.98	Peak
5385.00	33.81	9.48	-8.31	34.98	54.00	19.02	Average
5385.00	33.81	9.48	13.19	56.48	74.00	17.52	Peak

Mode	802.11ac-VHT40	UNII Band	III
		Frequency	TX 5795MHz

Antenna at Horizontal Polarization

Emission Frequency (MHz)	Antenna Factor (dB/m)	Cable Loss (dB)	Meter Reading (dBμV)	Emission Level (dBμV/m)	Limits (dBμV/m)	Margin (dB)	Detector
1190.00	25.47	3.38	21.76	50.61	54.00	3.39	Peak
1428.00	25.34	3.81	17.28	46.43	54.00	7.57	Peak
1586.00	25.80	4.13	19.59	49.52	54.00	4.48	Peak
1794.00	26.85	4.55	19.70	51.10	54.00	2.90	Peak
1944.00	27.55	4.83	13.65	46.03	54.00	7.97	Peak
1998.00	27.77	4.92	15.60	48.29	54.00	5.71	Peak
2110.00	27.94	5.02	14.64	47.60	54.00	6.40	Peak
2400.00	28.29	5.25	16.93	50.47	54.00	3.53	Peak
2604.00	28.78	5.41	15.15	49.34	54.00	4.66	Peak
2794.00	29.43	5.56	13.31	48.30	54.00	5.70	Peak
2980.00	30.05	5.70	12.41	48.16	54.00	5.84	Peak
3150.00	30.39	6.07	-1.22	35.24	54.00	18.76	Average
3150.00	30.39	6.07	19.70	56.16	74.00	17.84	Peak
5380.00	33.81	9.48	-3.87	39.42	54.00	14.58	Average
5380.00	33.81	9.48	17.63	60.92	74.00	13.08	Peak

Antenna at Vertical Polarization

Emission Frequency (MHz)	Antenna Factor (dB/m)	Cable Loss (dB)	Meter Reading (dBμV)	Emission Level (dBμV/m)	Limits (dBμV/m)	Margin (dB)	Detector
1192.00	25.47	3.38	23.02	51.87	54.00	2.13	Peak
1794.00	26.85	4.55	13.05	44.45	54.00	9.55	Peak
1994.00	27.77	4.91	19.42	52.10	54.00	1.90	Peak
2094.00	27.92	5.01	13.56	46.49	54.00	7.51	Peak
2598.00	28.75	5.41	13.73	47.89	54.00	6.11	Peak
3150.00	30.39	6.07	-2.16	34.30	54.00	19.70	Average
3150.00	30.39	6.07	18.76	55.22	74.00	18.78	Peak
5400.00	33.83	9.49	-4.10	39.22	54.00	14.78	Average
5400.00	33.83	9.49	17.39	60.71	74.00	13.29	Peak

Mode	802.11ac-VHT80	UNII Band	I
		Frequency	TX 5210MHz

Antenna at Horizontal Polarization

Emission Frequency (MHz)	Antenna Factor (dB/m)	Cable Loss (dB)	Meter Reading (dBμV)	Emission Level (dBμV/m)	Limits (dBμV/m)	Margin (dB)	Detector
1196.00	25.47	3.39	21.42	50.28	54.00	3.72	Peak
1584.00	25.77	4.13	18.95	48.85	54.00	5.15	Peak
1798.00	26.88	4.56	20.05	51.49	54.00	2.51	Peak
1936.00	27.52	4.82	13.62	45.96	54.00	8.04	Peak
1994.00	27.77	4.91	17.28	49.96	54.00	4.04	Peak
2096.00	27.92	5.01	14.22	47.15	54.00	6.85	Peak
2390.00	28.28	5.24	17.86	51.38	54.00	2.62	Peak
2606.00	28.78	5.41	14.23	48.42	54.00	5.58	Peak
2818.00	29.51	5.58	13.38	48.47	54.00	5.53	Peak
3160.00	30.41	6.09	-1.65	34.85	54.00	19.15	Average
3160.00	30.41	6.09	19.27	55.77	74.00	18.23	Peak
5060.00	33.30	9.28	9.26	51.84	74.00	22.16	Peak

Antenna at Vertical Polarization

Emission Frequency (MHz)	Antenna Factor (dB/m)	Cable Loss (dB)	Meter Reading (dBμV)	Emission Level (dBμV/m)	Limits (dBμV/m)	Margin (dB)	Detector
1048.00	25.57	3.09	14.90	43.56	54.00	10.44	Peak
1188.00	25.47	3.38	21.78	50.63	54.00	3.37	Peak
1428.00	25.34	3.81	15.42	44.57	54.00	9.43	Peak
1596.00	25.85	4.15	13.88	43.88	54.00	10.12	Peak
1794.00	26.85	4.55	19.88	51.28	54.00	2.72	Peak
1994.00	27.77	4.91	19.18	51.86	54.00	2.14	Peak
2092.00	27.92	5.00	15.05	47.97	54.00	6.03	Peak
2400.00	28.29	5.25	13.18	46.72	54.00	7.28	Peak
2612.00	28.80	5.41	13.18	47.39	54.00	6.61	Peak
2972.00	30.02	5.70	12.98	48.70	54.00	5.30	Peak
3150.00	30.39	6.07	-1.29	35.17	54.00	18.83	Average
3150.00	30.39	6.07	19.63	56.09	74.00	17.91	Peak
5070.00	33.32	9.29	9.20	51.81	74.00	22.19	Peak
5400.00	33.83	9.49	7.75	51.07	74.00	22.93	Peak

Mode	802.11ac-VHT80	UNII Band	II-2A
		Frequency	TX 5290MHz

Antenna at Horizontal Polarization

Emission Frequency (MHz)	Antenna Factor (dB/m)	Cable Loss (dB)	Meter Reading (dBμV)	Emission Level (dBμV/m)	Limits (dBμV/m)	Margin (dB)	Detector
1200.00	25.47	3.40	20.97	49.84	54.00	4.16	Peak
1428.00	25.34	3.81	16.96	46.11	54.00	7.89	Peak
1584.00	25.77	4.13	19.36	49.26	54.00	4.74	Peak
1792.00	26.85	4.55	20.59	51.99	54.00	2.01	Peak
1940.00	27.52	4.82	13.86	46.20	54.00	7.80	Peak
1994.00	27.77	4.91	19.80	52.48	54.00	1.52	Peak
2122.00	27.96	5.03	14.35	47.34	54.00	6.66	Peak
2390.00	28.28	5.24	17.04	50.56	54.00	3.44	Peak
2610.00	28.80	5.41	14.95	49.16	54.00	4.84	Peak
2798.00	29.45	5.56	13.66	48.67	54.00	5.33	Peak
2978.00	30.05	5.70	12.57	48.32	54.00	5.68	Peak
3150.00	30.39	6.07	-0.58	35.88	54.00	18.12	Average
3150.00	30.39	6.07	20.34	56.80	74.00	17.20	Peak
4745.00	32.71	8.90	11.67	53.28	74.00	20.72	Peak

Antenna at Vertical Polarization

Emission Frequency (MHz)	Antenna Factor (dB/m)	Cable Loss (dB)	Meter Reading (dBμV)	Emission Level (dBμV/m)	Limits (dBμV/m)	Margin (dB)	Detector
1052.00	25.56	3.10	14.62	43.28	54.00	10.72	Peak
1188.00	25.47	3.38	22.87	51.72	54.00	2.28	Peak
1428.00	25.34	3.81	14.90	44.05	54.00	9.95	Peak
1598.00	25.85	4.15	14.39	44.39	54.00	9.61	Peak
1796.00	26.88	4.55	18.52	49.95	54.00	4.05	Peak
1994.00	27.77	4.91	18.73	51.41	54.00	2.59	Peak
2128.00	27.96	5.03	13.72	46.71	54.00	7.29	Peak
2390.00	28.28	5.24	14.97	48.49	54.00	5.51	Peak
2602.00	28.78	5.41	13.82	48.01	54.00	5.99	Peak
2698.00	29.10	5.48	12.62	47.20	54.00	6.80	Peak
2818.00	29.51	5.58	12.01	47.10	54.00	6.90	Peak
3160.00	30.41	6.09	-2.78	33.72	54.00	20.28	Average
3160.00	30.41	6.09	18.14	54.64	74.00	19.36	Peak
4745.00	32.71	8.90	9.02	50.63	74.00	23.37	Peak

Mode	802.11ac-VHT80	UNII Band	II-2C
		Frequency	TX 5530MHz

Antenna at Horizontal Polarization

Emission Frequency (MHz)	Antenna Factor (dB/m)	Cable Loss (dB)	Meter Reading (dB μ V)	Emission Level (dB μ V/m)	Limits (dB μ V/m)	Margin (dB)	Detector
1196.00	25.47	3.39	22.10	50.96	54.00	3.04	Peak
1428.00	25.34	3.81	15.61	44.76	54.00	9.24	Peak
1586.00	25.80	4.13	20.10	50.03	54.00	3.97	Peak
1800.00	26.88	4.56	19.31	50.75	54.00	3.25	Peak
1930.00	27.47	4.80	13.43	45.70	54.00	8.30	Peak
1998.00	27.77	4.92	15.58	48.27	54.00	5.73	Peak
2118.00	27.96	5.03	15.12	48.11	54.00	5.89	Peak
2400.00	28.29	5.25	15.23	48.77	54.00	5.23	Peak
2608.00	28.80	5.41	13.86	48.07	54.00	5.93	Peak
2690.00	29.07	5.48	14.31	48.86	54.00	5.14	Peak
2806.00	29.48	5.57	14.47	49.52	54.00	4.48	Peak
3155.00	30.41	6.09	0.30	36.80	54.00	17.20	Average
3155.00	30.41	6.09	21.22	57.72	74.00	16.28	Peak
5380.00	33.81	9.48	-7.33	35.96	54.00	18.04	Average
5380.00	33.81	9.48	14.16	57.45	74.00	16.55	Peak

Antenna at Vertical Polarization

Emission Frequency (MHz)	Antenna Factor (dB/m)	Cable Loss (dB)	Meter Reading (dB μ V)	Emission Level (dB μ V/m)	Limits (dB μ V/m)	Margin (dB)	Detector
1050.00	25.56	3.09	15.76	44.41	54.00	9.59	Peak
1194.00	25.47	3.38	22.19	51.04	54.00	2.96	Peak
1428.00	25.34	3.81	15.32	44.47	54.00	9.53	Peak
1574.00	25.72	4.10	14.59	44.41	54.00	9.59	Peak
1794.00	26.85	4.55	12.64	44.04	54.00	9.96	Peak
1996.00	27.77	4.92	20.21	52.90	54.00	1.10	Peak
2100.00	27.93	5.01	13.74	46.68	54.00	7.32	Peak
2376.00	28.26	5.23	14.50	47.99	54.00	6.01	Peak
2596.00	28.75	5.40	14.02	48.17	54.00	5.83	Peak
2692.00	29.10	5.48	12.49	47.07	54.00	6.93	Peak
3140.00	30.37	6.05	-2.32	34.10	54.00	19.90	Average
3140.00	30.37	6.05	18.60	55.02	74.00	18.98	Peak
5380.00	33.81	9.48	-7.78	35.51	54.00	18.49	Average
5380.00	33.81	9.48	13.71	57.00	74.00	17.00	Peak

Mode	802.11ac-VHT80	UNII Band	III
		Frequency	TX 5775MHz

Antenna at Horizontal Polarization

Emission Frequency (MHz)	Antenna Factor (dB/m)	Cable Loss (dB)	Meter Reading (dB μ V)	Emission Level (dB μ V/m)	Limits (dB μ V/m)	Margin (dB)	Detector
1196.00	25.47	3.39	21.30	50.16	54.00	3.84	Peak
1584.00	25.77	4.13	18.35	48.25	54.00	5.75	Peak
1792.00	26.85	4.55	19.70	51.10	54.00	2.90	Peak
1998.00	27.77	4.92	19.19	51.88	54.00	2.12	Peak
2116.00	27.95	5.02	14.25	47.22	54.00	6.78	Peak
2390.00	28.28	5.24	16.98	50.50	54.00	3.50	Peak
2608.00	28.80	5.41	14.11	48.32	54.00	5.68	Peak
2818.00	29.51	5.58	13.57	48.66	54.00	5.34	Peak
2970.00	30.02	5.69	12.28	47.99	54.00	6.01	Peak
3150.00	30.39	6.07	-0.46	36.00	54.00	18.00	Average
3150.00	30.39	6.07	20.46	56.92	74.00	17.08	Peak
3850.00	31.98	7.58	12.25	51.81	74.00	22.19	Peak
4755.00	32.71	8.90	11.20	52.81	74.00	21.19	Peak
5375.00	33.81	9.47	-3.34	39.94	54.00	14.06	Average
5375.00	33.81	9.47	18.16	61.44	74.00	12.56	Peak

Antenna at Vertical Polarization

Emission Frequency (MHz)	Antenna Factor (dB/m)	Cable Loss (dB)	Meter Reading (dB μ V)	Emission Level (dB μ V/m)	Limits (dB μ V/m)	Margin (dB)	Detector
1196.00	25.47	3.39	21.80	50.66	54.00	3.34	Peak
1428.00	25.34	3.81	14.70	43.85	54.00	10.15	Peak
1594.00	25.82	4.15	14.62	44.59	54.00	9.41	Peak
1796.00	26.88	4.55	15.58	47.01	54.00	6.99	Peak
2000.00	27.80	4.92	18.75	51.47	54.00	2.53	Peak
2090.00	27.92	5.00	14.17	47.09	54.00	6.91	Peak
2396.00	28.28	5.25	14.53	48.06	54.00	5.94	Peak
2604.00	28.78	5.41	14.01	48.20	54.00	5.80	Peak
3155.00	30.41	6.09	-1.82	34.68	54.00	19.32	Average
3155.00	30.41	6.09	19.10	55.60	74.00	18.40	Peak
5400.00	33.83	9.49	-4.15	39.17	54.00	14.83	Average
5400.00	33.83	9.49	17.34	60.66	74.00	13.34	Peak

A.2.3 Emissions in Non-restricted Frequency Bands

Pursuant to KDB 789033 D02 General UNII Test Procedures New Rules v02r01 that emission levels below the 15.209 general radiated emissions limits is not required.

A.3 EMISSIONBANDWIDTH

Test Date	2018/11/07 ~ 08	Temp./Hum.	23°C/55%
Cable Loss	Band I: 5.97dB Band II-2A: 6.84dB Band II-2C: 7.19dB Band III: 6.66dB	Test Voltage	AC 120V, 60Hz

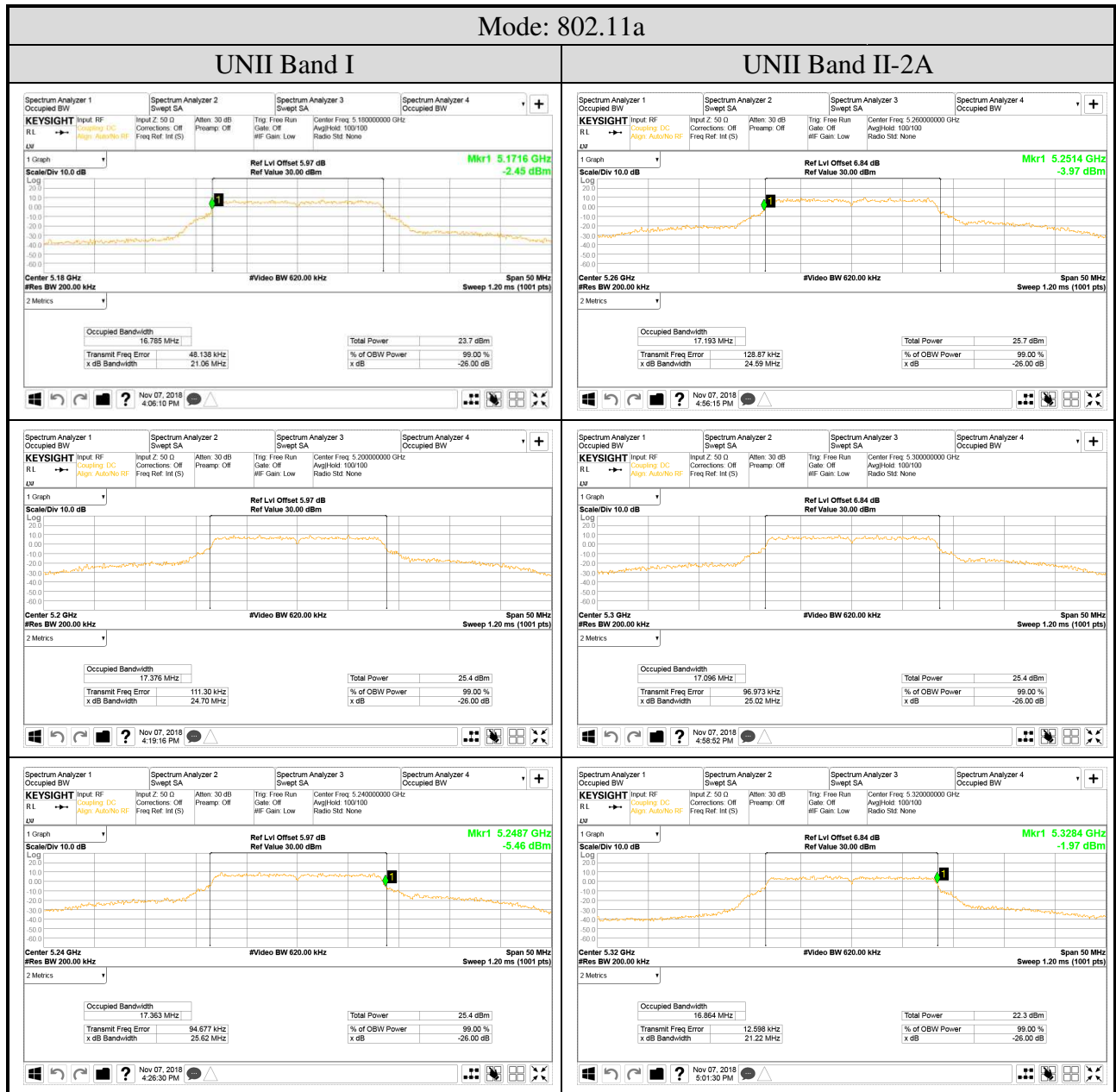
A.3.1 Emission Bandwidth Result

Mode	UNII Band	Centre Frequency (MHz)	26dB Bandwidth (MHz)	99%Occupied Bandwidth (MHz)	Limit
802.11a	I	5180	21.06	16.785	Reference only
		5200	24.70	17.376	
		5240	25.62	17.363	
	II-2A	5260	24.59	17.193	
		5300	25.02	17.096	
		5320	21.22	16.864	
	II-2C	5500	21.21	16.842	
		5580	21.40	17.024	
		5700	21.36	16.803	
802.11ac-VHT20	I	5180	21.56	17.913	Reference only
		5200	21.38	17.828	
		5240	21.31	17.808	
	II-2A	5260	21.25	17.837	
		5300	21.33	17.825	
		5320	21.26	17.923	
	II-2C	5500	21.55	17.874	
		5580	21.64	17.894	
		5700	21.41	17.848	

Mode	UNII Band	Centre Frequency (MHz)	26dB Bandwidth (MHz)	99%Occupied Bandwidth (MHz)	Limit
802.11ac-VHT40	I	5190	39.63	36.277	Reference only
		5230	39.76	36.339	
	II-2A	5270	39.34	36.407	
		5310	39.20	36.319	
	II-2C	5510	39.65	36.291	
		5550	39.50	36.261	
802.11ac-VHT80	I	5210	80.80	75.633	Reference only
		5290	80.93	75.631	
	II-2C	5530	80.76	75.711	
		5610	81.87	75.858	

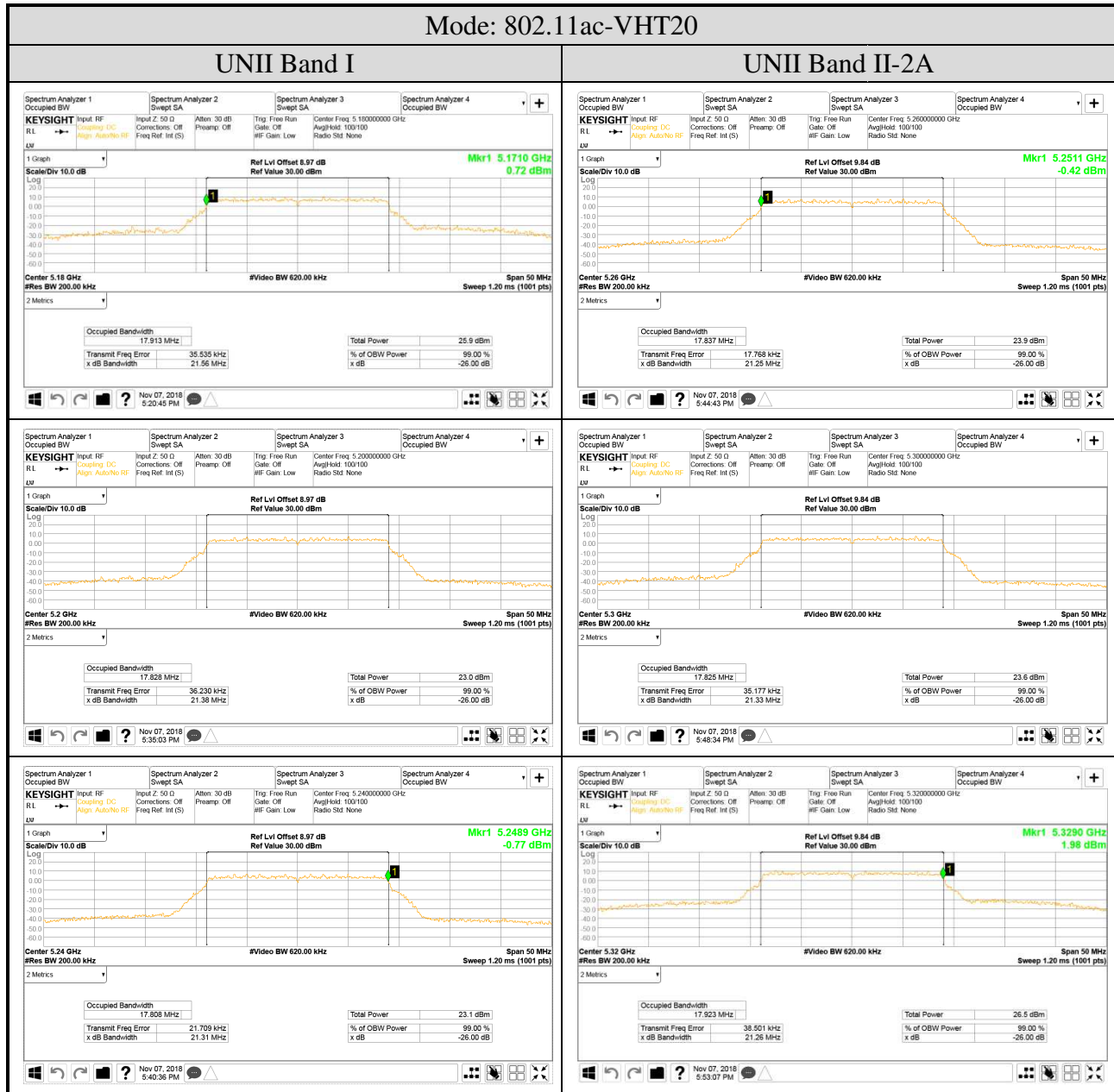
Mode	UNII Band	Centre Frequency (MHz)	6dB Bandwidth (MHz)	99%Occupied Bandwidth (MHz)	Limit
802.11a	III	5745	16.58	16.499	≥ 500kHz
		5785	16.58	16.506	
		5825	16.55	16.520	
802.11ac-VHT20	III	5745	17.75	17.674	
		5785	17.80	17.704	
		5825	17.82	17.721	
802.11ac-VHT40	III	5755	36.50	36.197	
		5795	36.53	36.216	
802.11ac-VHT80	III	5775	76.48	75.724	

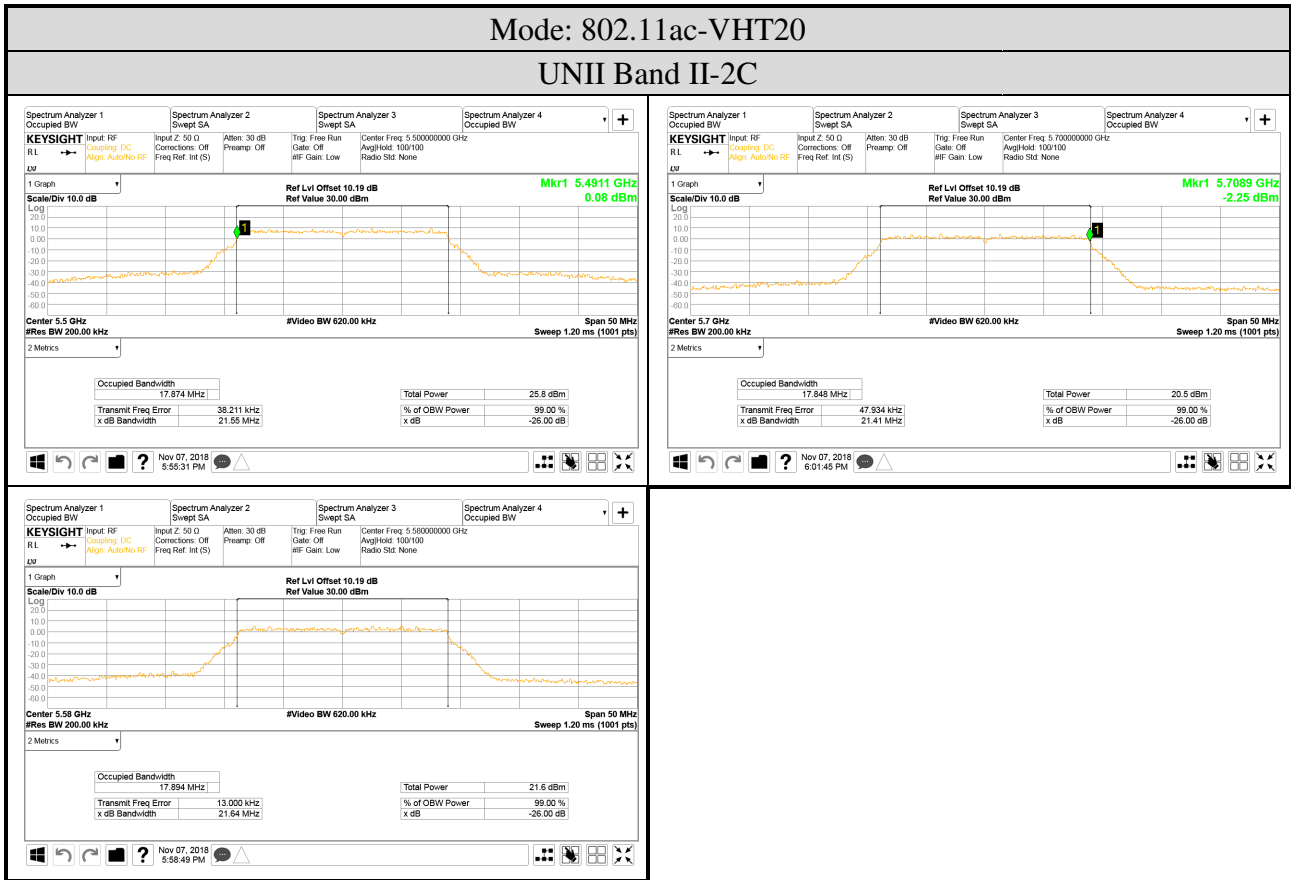
A.3.2 Measurement Plots

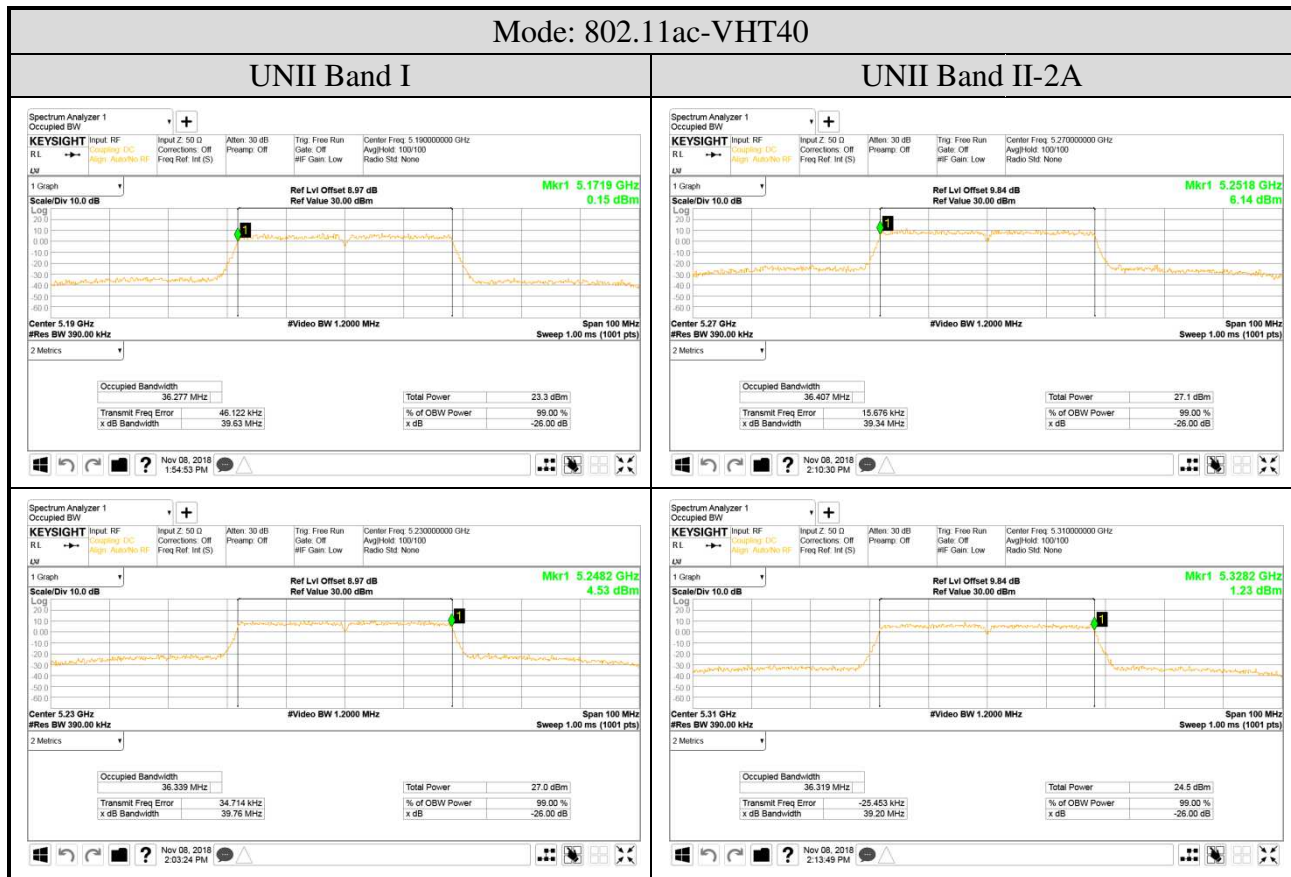


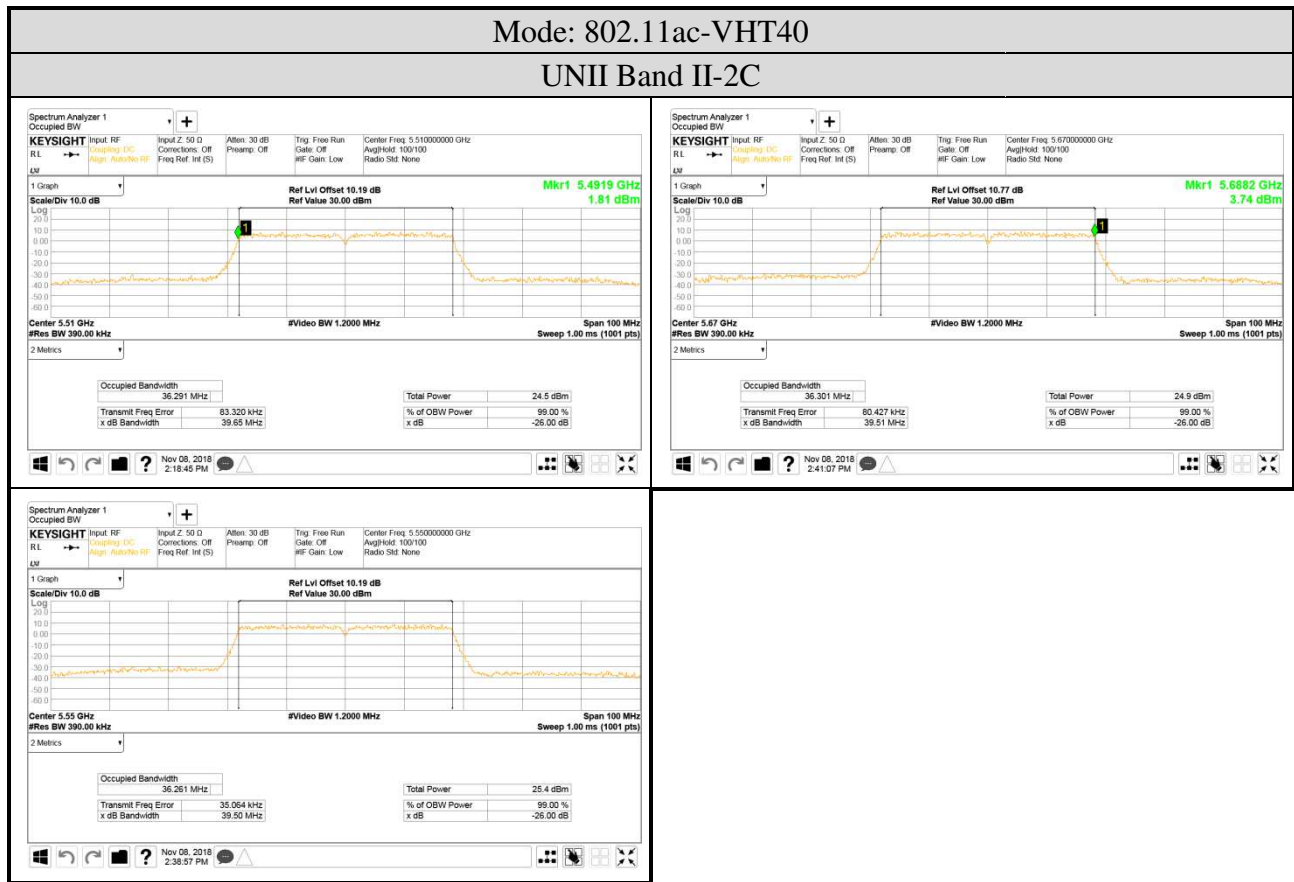


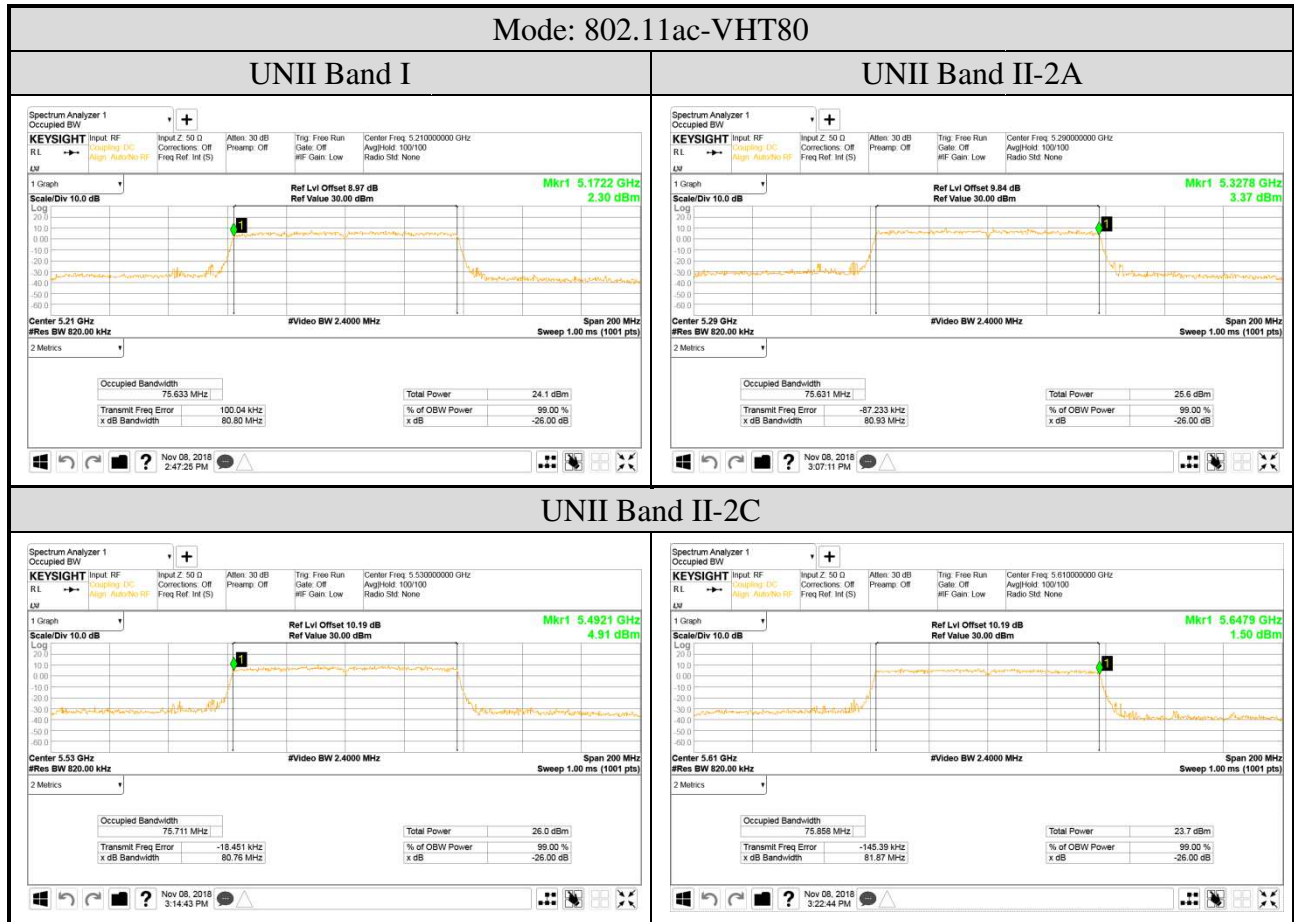
Mode: 802.11ac-VHT20

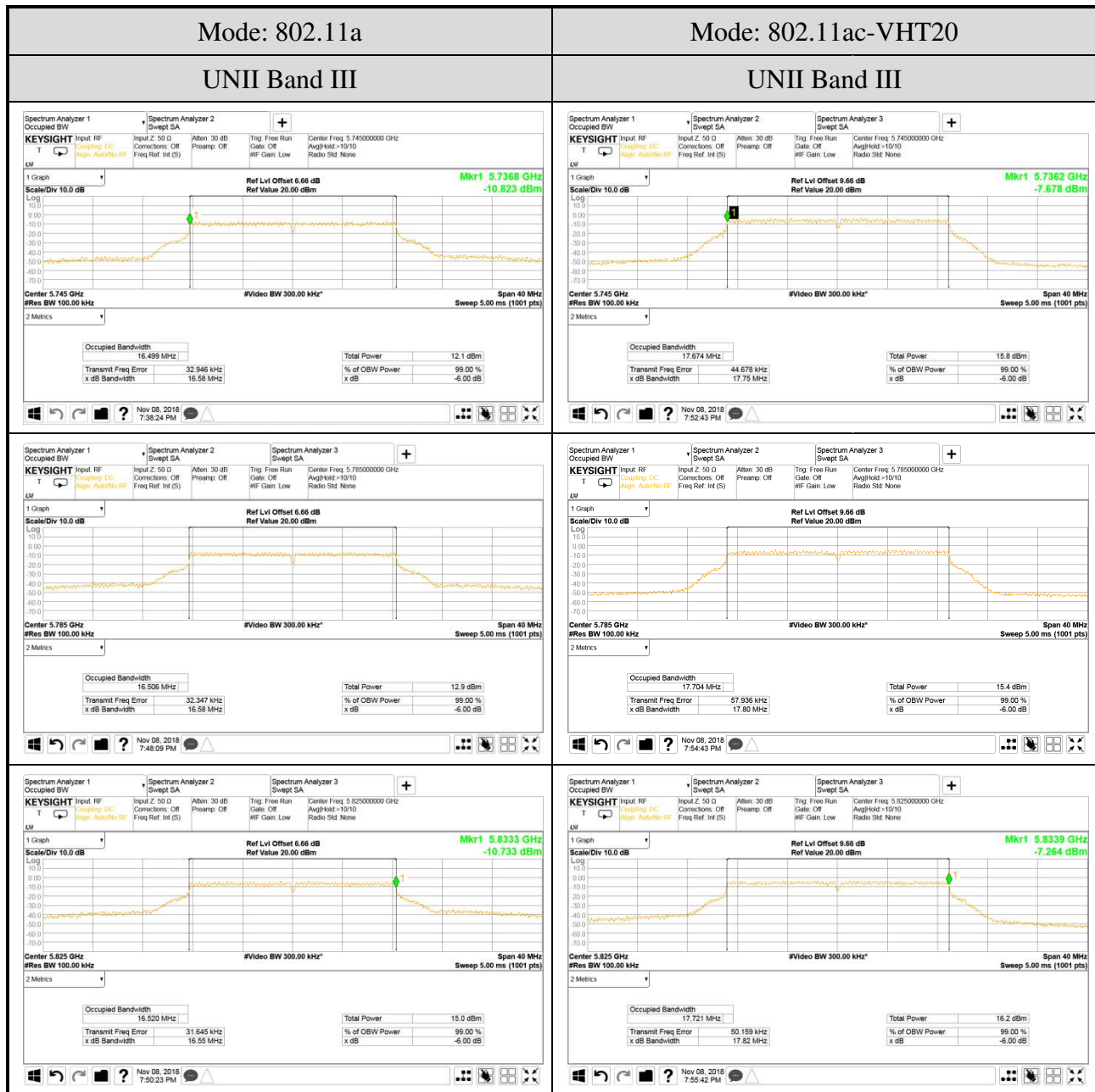


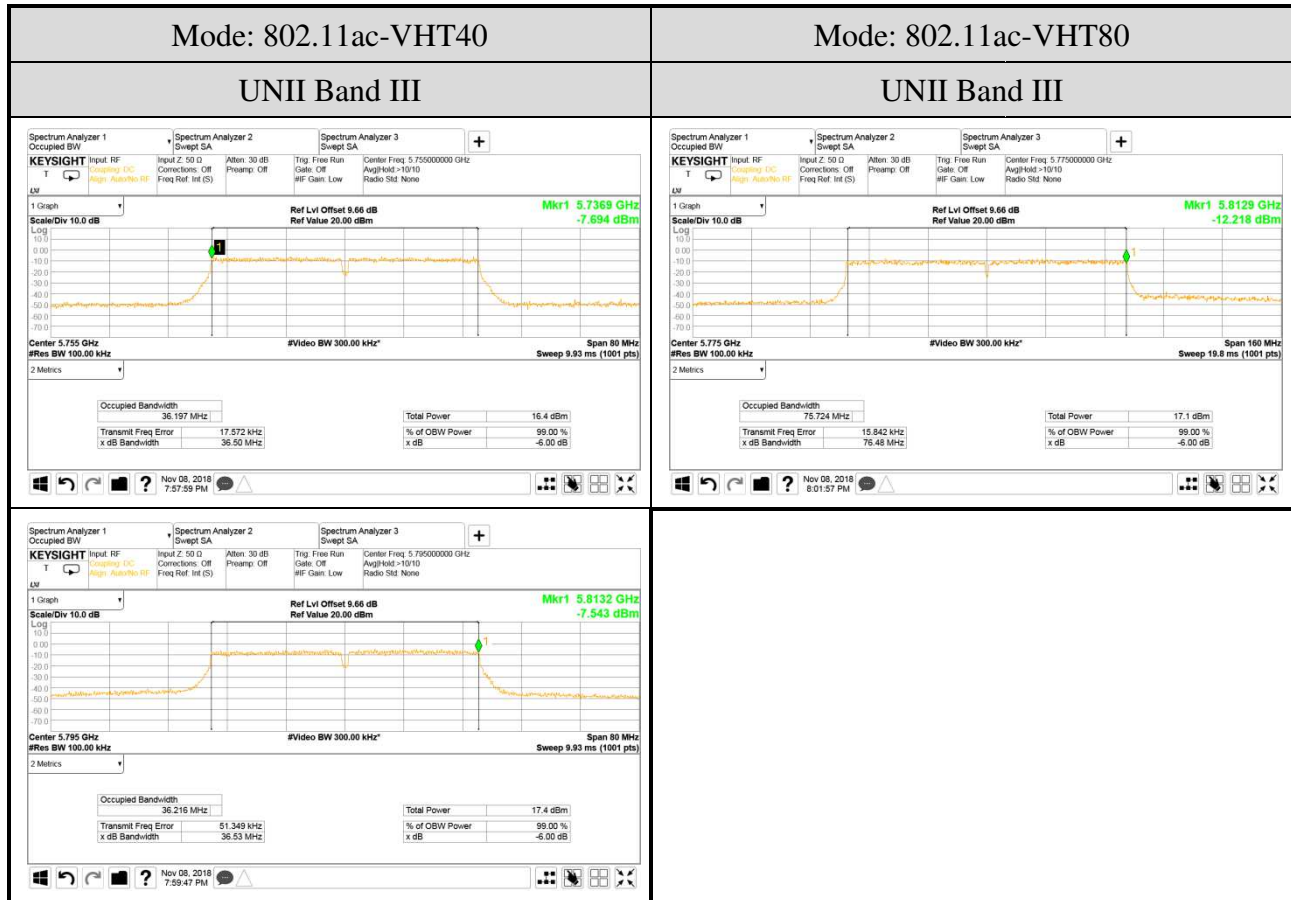












A.4 MAXIMUM OUTPUT POWER

Test Date	2018/11/07 ~ 08	Temp./Hum.	23°C/55%
Cable Loss	Band I: 5.97dB Band II-2A: 6.84dB Band II-2C: 7.19dB Band III: 6.66dB	Test Voltage	AC 120V, 60Hz

A.4.1 Average Output Power

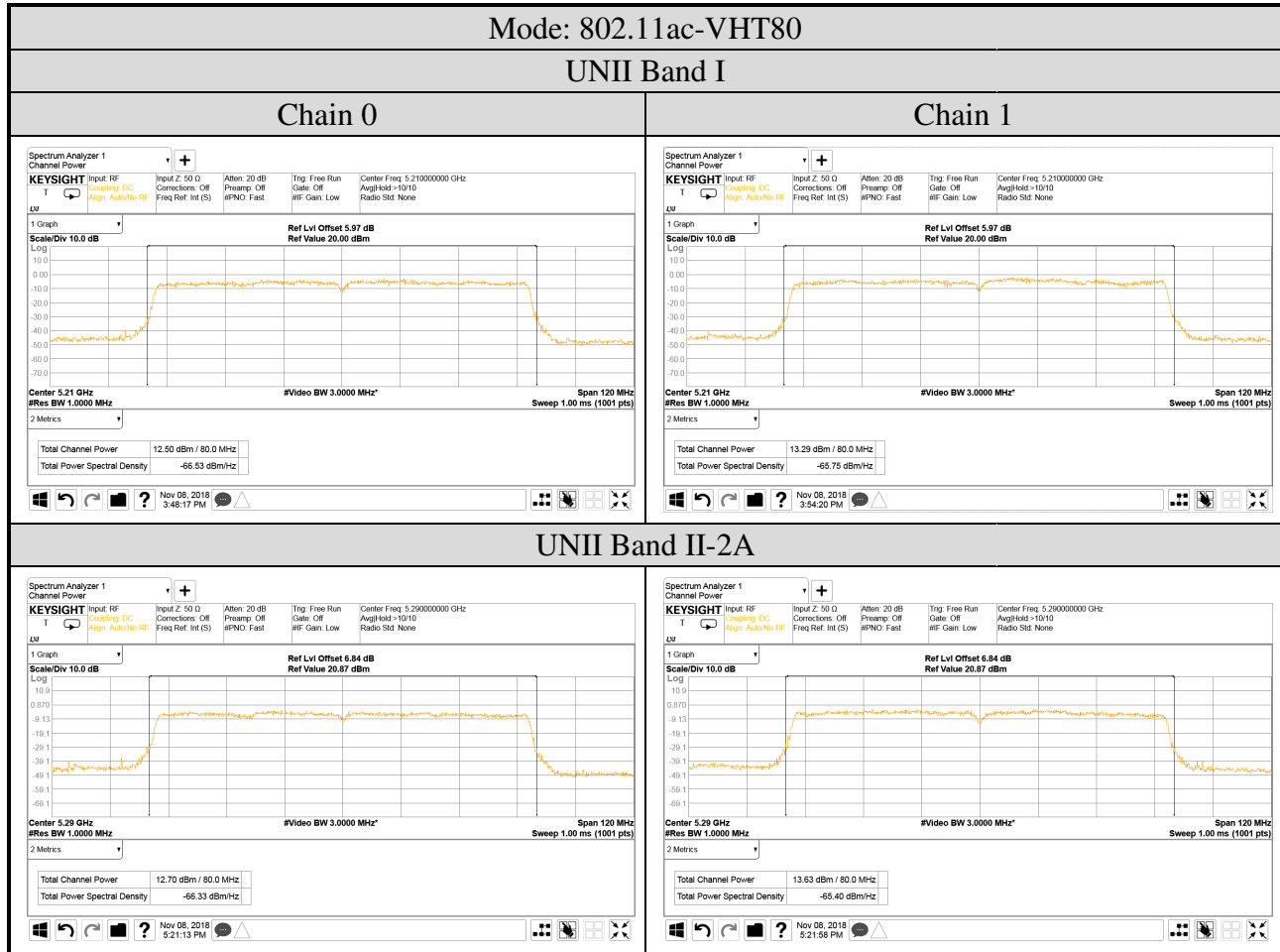
Mode	UNII Band	Centre Frequency (MHz)	Average Output Power (dBm)		10log (1/X)	Average Output Power				Limit
			Chain 0	Chain 1		Chain 0		Chain 1		
						(dBm)	(W)	(dBm)	(W)	
802.11a	I	5180	17.89	17.84	0.319	18.21	0.066	18.16	0.065	< 250 mW (24 dBm)
		5200	19.66	19.52		19.98	0.100	19.84	0.096	
		5240	19.74	19.73		20.06	0.101	20.05	0.101	
	II-2A	5260	20.16	20.15		20.48	0.112	20.47	0.111	
		5300	20.10	20.05		20.42	0.110	20.37	0.109	
		5320	17.15	17.11		17.47	0.056	17.43	0.055	
	II-2C	5500	17.69	17.64		18.01	0.063	17.96	0.063	
		5580	19.20	18.99		19.52	0.090	19.31	0.085	
		5700	15.40	15.35		15.72	0.037	15.67	0.037	
	III	5745	17.00	16.82		17.32	0.054	17.14	0.052	< 1 W (30 dBm)
		5785	17.35	17.11		17.67	0.058	17.43	0.055	
		5825	18.62	18.33		18.94	0.078	18.65	0.073	

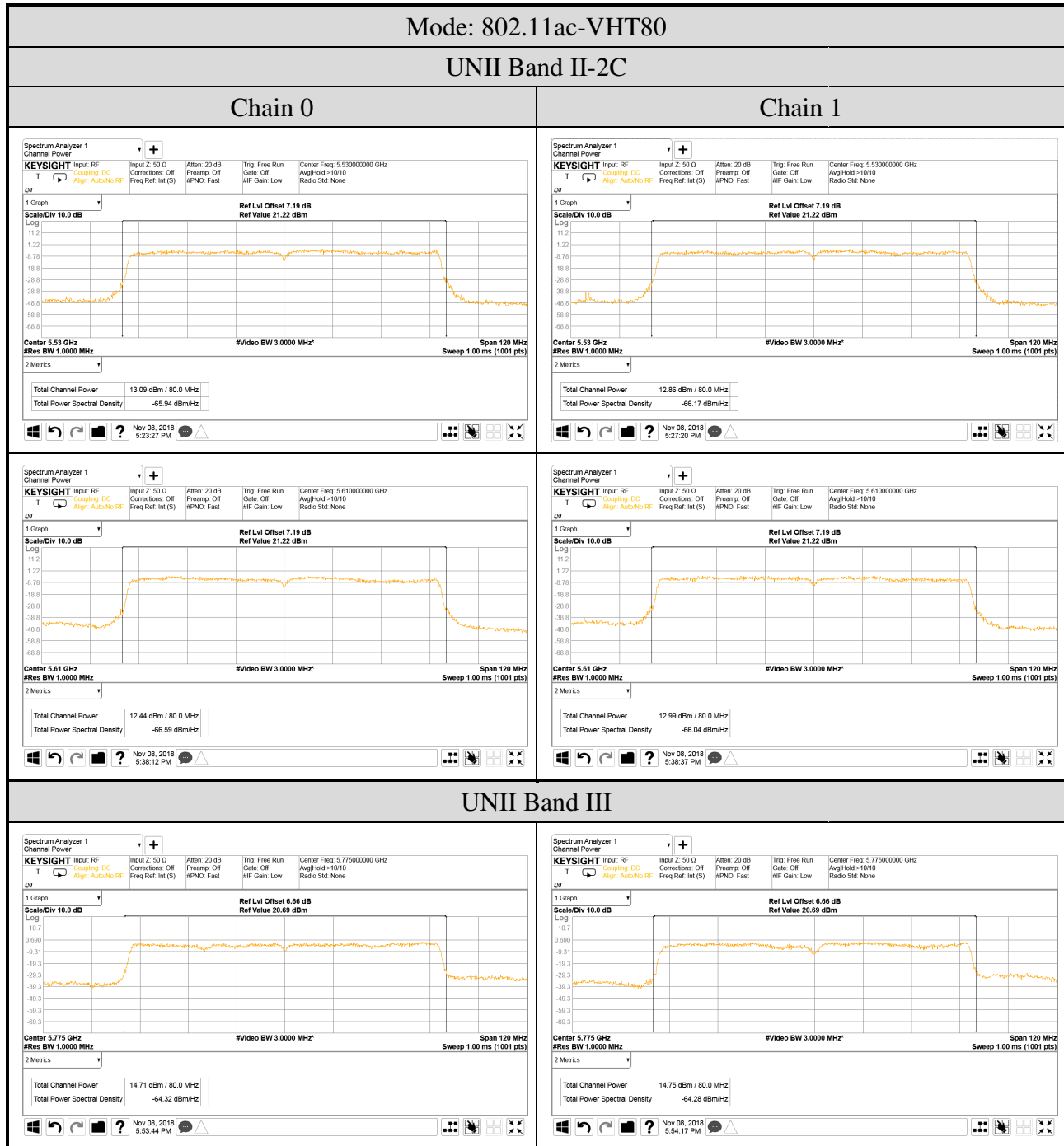
Mode	UNII Band	Centre Frequency (MHz)	Average Output Power(dBm)		10log (1/X)	Total Average Output Power		Limit
			Chain 0	Chain 1		(dBm)	(W)	
802.11ac-VHT20	I	5180	17.17	17.86	0.338	20.88	0.122	< 250 mW (24 dBm)
		5200	17.44	18.06		21.11	0.129	
		5240	17.30	18.22		21.13	0.130	
	II-2A	5260	18.13	18.78		21.82	0.152	
		5300	17.85	18.88		21.74	0.149	
		5320	17.11	18.36		21.13	0.130	
	II-2C	5500	16.96	17.03		20.34	0.108	
		5580	16.54	16.62		19.93	0.098	
		5700	15.26	15.44		18.70	0.074	
	III	5745	14.57	14.48		17.87	0.061	< 1 W (30 dBm)
		5785	15.18	14.47		18.19	0.066	
		5825	16.48	15.16		19.22	0.084	
802.11ac-VHT40	I	5190	13.68	14.29	0.585	17.59	0.057	< 250 mW (24 dBm)
		5230	17.17	17.74		21.06	0.128	
	II-2A	5270	17.25	18.05		21.26	0.134	
		5310	13.88	15.40		18.30	0.068	
	II-2C	5510	14.07	13.56		17.42	0.055	
		5550	15.70	15.21		19.06	0.081	
		5670	14.96	15.22		18.69	0.074	
	III	5755	13.41	13.61		17.11	0.051	< 1 W (30 dBm)
		5795	14.93	14.27		18.21	0.066	
802.11ac-VHT80	I	5210	12.50	13.29	1.776	17.70	0.059	< 250 mW (24 dBm)
	II-2A	5290	12.70	13.63		17.98	0.063	
		II-2C	5530	13.09		12.86	17.76	
	5610		12.44	12.99		17.51	0.056	
	III	5775	14.71	14.75		19.52	0.090	< 1 W (30 dBm)

Note: The results have been included cable loss.

A.4.2 Measurement Plots

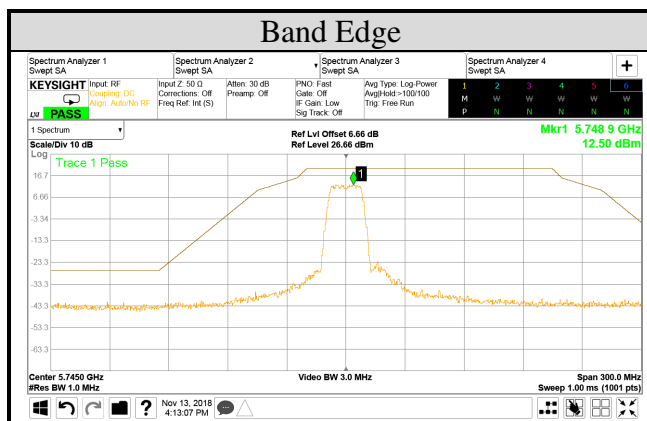
- Output Power



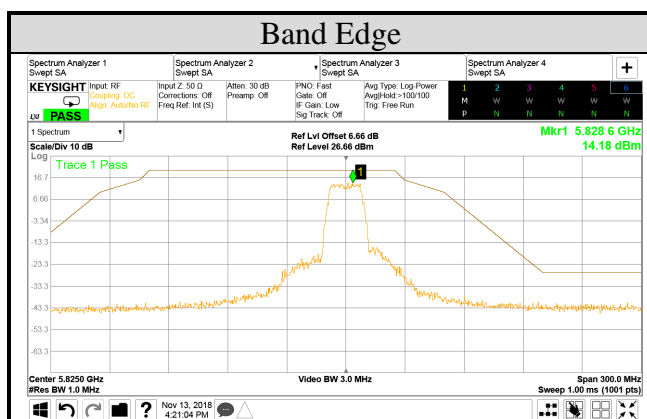


A.5 EMISSION LIMITATIONS MEASUREMENT

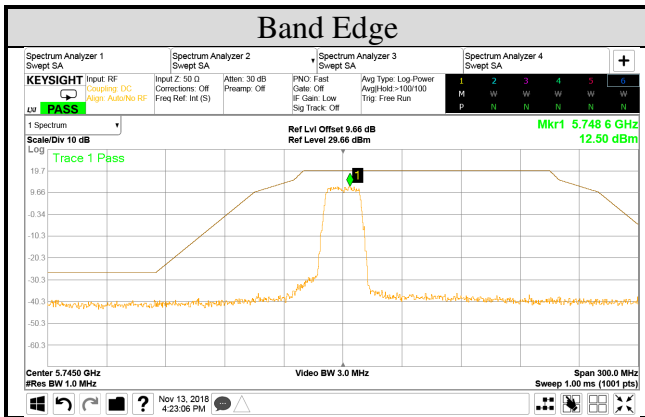
Test Date	2018/11/13	Temp./Hum.	23°C/55%
Mode	802.11a	UNII Band	III
		Frequency	TX 5745MHz
Cable Loss	6.66dB	Test Voltage	AC 120V, 60Hz
Simultaneous Factor 10 log(n) (Note: "n" is antenna number)		0	



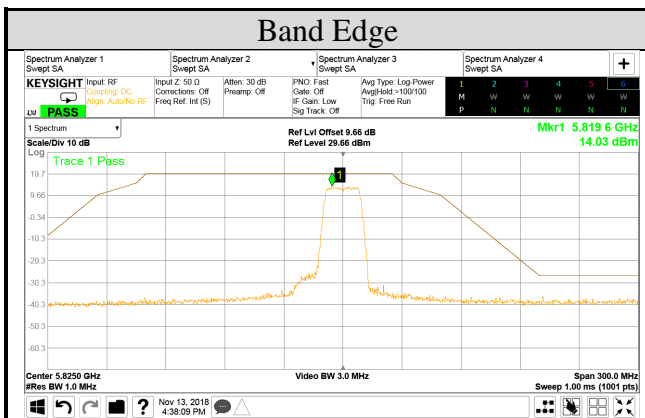
Test Date	2018/11/13	Temp./Hum.	25°C/55%
Mode	802.11a	UNII Band	III
		Frequency	TX 5825MHz
Cable Loss	6.66dB	Test Voltage	AC 120V, 60Hz
Simultaneous Factor 10 log(n) (Note: "n" is antenna number)		0	



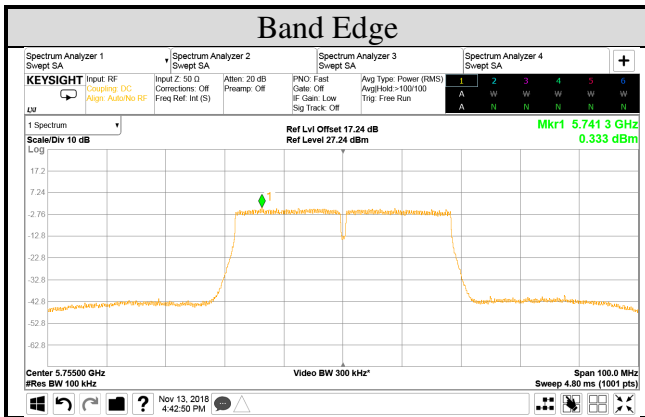
Test Date	2018/11/13	Temp./Hum.	25°C/55%
Mode	802.11ac-VHT20	UNII Band	III
		Frequency	TX 5745MHz
Cable Loss	6.66dB	Test Voltage	AC 120V, 60Hz
Simultaneous Factor 10 log(n) (Note: "n" is antenna number)		3	



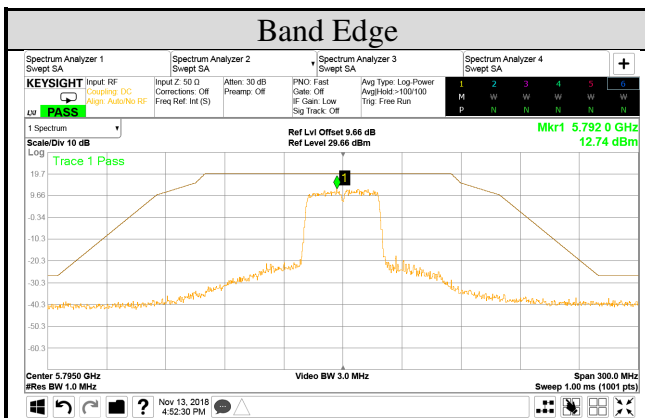
Test Date	2018/11/13	Temp./Hum.	25°C/55%
Mode	802.11ac-VHT20	UNII Band	III
		Frequency	TX 5825MHz
Cable Loss	6.66dB	Test Voltage	AC 120V, 60Hz
Simultaneous Factor 10 log(n) (Note: "n" is antenna number)		3	



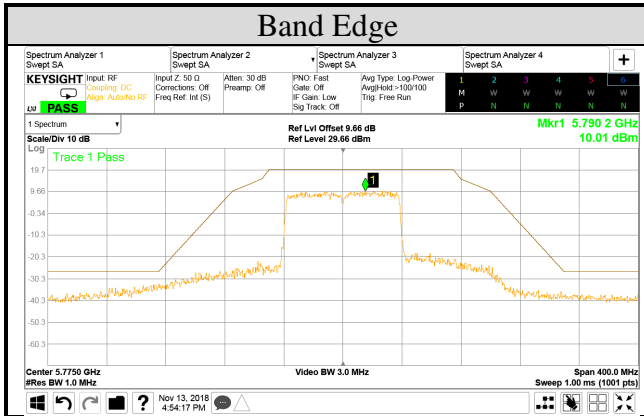
Test Date	2018/11/13	Temp./Hum.	25°C/55%
Mode	802.11ac-VHT40	UNII Band	III
		Frequency	TX 5755MHz
Cable Loss	6.66dB	Test Voltage	AC 120V, 60Hz
Simultaneous Factor 10 log(n) (Note: "n" is antenna number)		3	



Test Date	2018/11/13	Temp./Hum.	25°C/55%
Mode	802.11ac-VHT40	UNII Band	III
		Frequency	TX 5795MHz
Cable Loss	6.66dB	Test Voltage	AC 120V, 60Hz
Simultaneous Factor 10 log(n) (Note: "n" is antenna number)		3	



Test Date	2018/11/13	Temp./Hum.	25°C/55%
Mode	802.11ac-VHT80	UNII Band	III
		Frequency	TX 5775MHz
Cable Loss	6.66dB	Test Voltage	AC 120V, 60Hz
Simultaneous Factor 10 log(n) (Note: "n" is antenna number)		3	



A.6 POWER SPECTRAL DENSITY

Test Date	2018/11/07 ~ 13	Temp./Hum.	23°C/55%
Cable Loss	Band I: 5.97dB Band II-2A: 6.84dB Band II-2C: 7.19dB Band III: 6.66dB	Test Voltage	AC 120V, 60Hz
Simultaneous Factor 10 log(n) (Note: "n" is antenna number)			802.11a: 0; 802.11ac/n: 3

A.6.1 Power Spectral Density Result

Mode	UNII Band	Centre Frequency (MHz)	Power Spectral Density (dBm)	Limit
802.11a	I	5180	6.481	11 dBm/MHz
		5200	8.356	
		5240	8.368	
	II-2A	5260	8.236	
		5300	7.860	
		5320	5.158	
	II-2C	5500	6.851	
		5580	7.521	
		5700	3.773	
	III ^{Note2}	5745	2.437	30dBm/500 kHz
		5785	2.422	
		5825	4.601	

Note 1: All results have been included cable loss and correct duty factor.

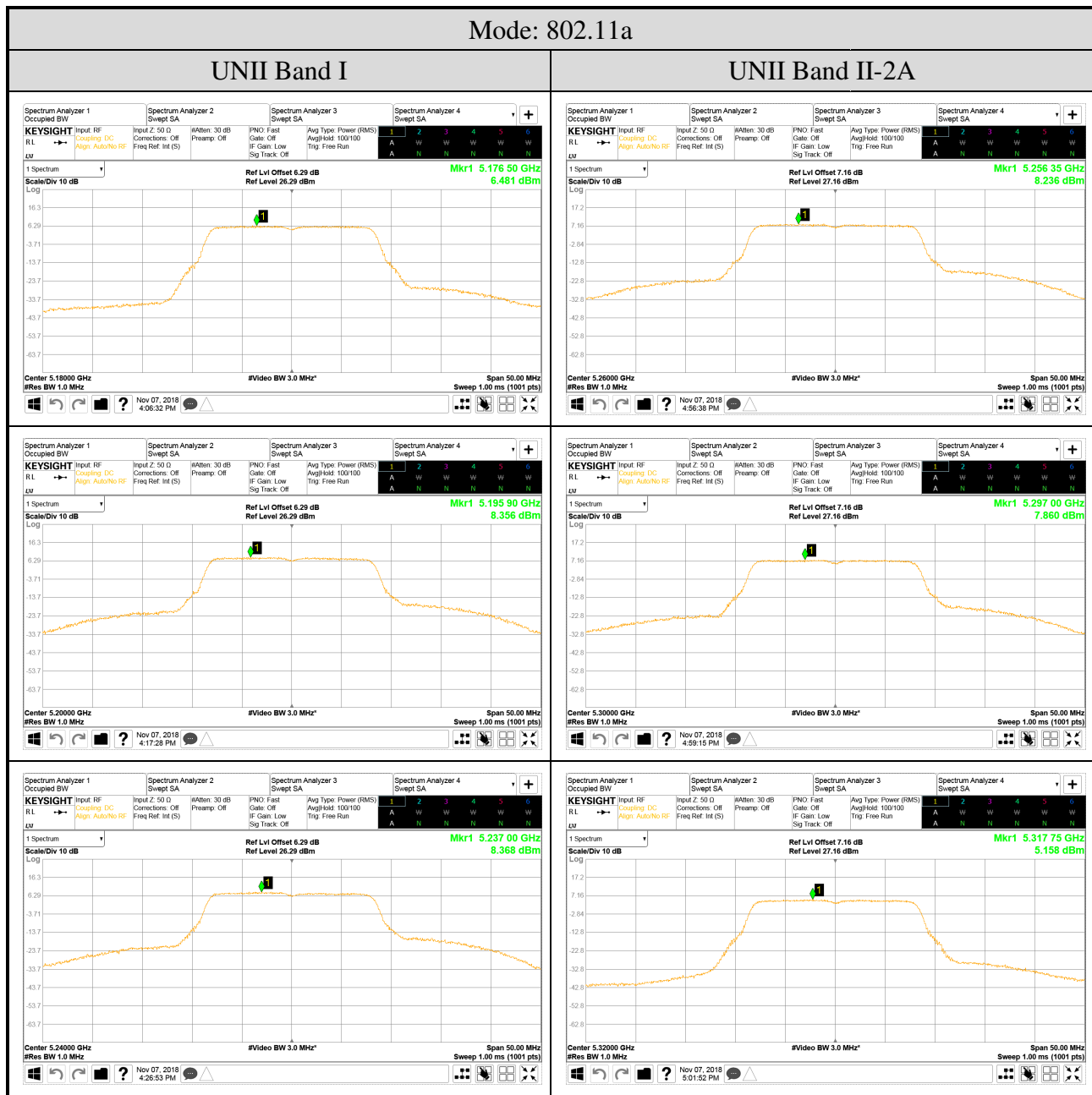
Note 2: BWCF 6.99dB (100kHz converted to 500kHz) has been included in the test result.

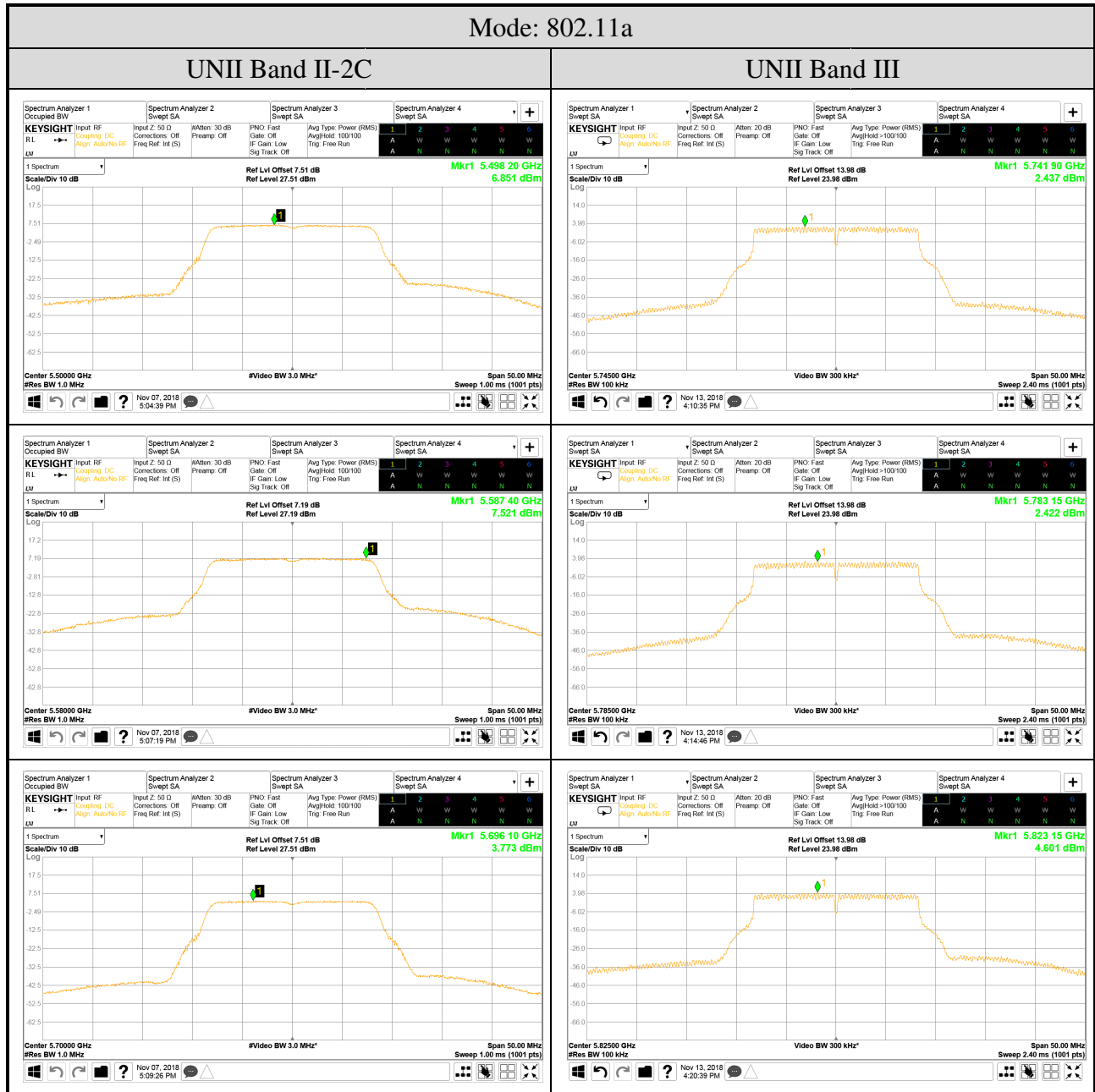
Mode	UNII Band	Centre Frequency (MHz)	Power Spectral Density (dBm)	Limit
802.11ac-VHT20	I	5180	8.454	11 dBm/MHz
		5200	9.197	
		5240	9.764	
	II-2A	5260	9.750	
		5300	9.561	
		5320	8.971	
	II-2C	5500	8.712	
		5580	8.565	
		5700	5.278	
	III ^{Note2}	5745	2.482	30dBm/500 kHz
5785		2.278		
5825		3.032		
802.11ac-VHT40	I	5190	2.733	11 dBm/MHz
		5230	6.133	
	II-2A	5270	6.337	
		5310	3.759	
	II-2C	5510	4.017	
		5550	4.275	
	III ^{Note2}	5670	3.366	30dBm/500 kHz
		5755	0.907	
	802.11ac-VHT80	II-2A	5795	1.680
			5210	-0.087
II-2C		5290	1.367	
		5530	2.017	
III		5610	0.071	
		5775	0.907	30dBm/500 kHz

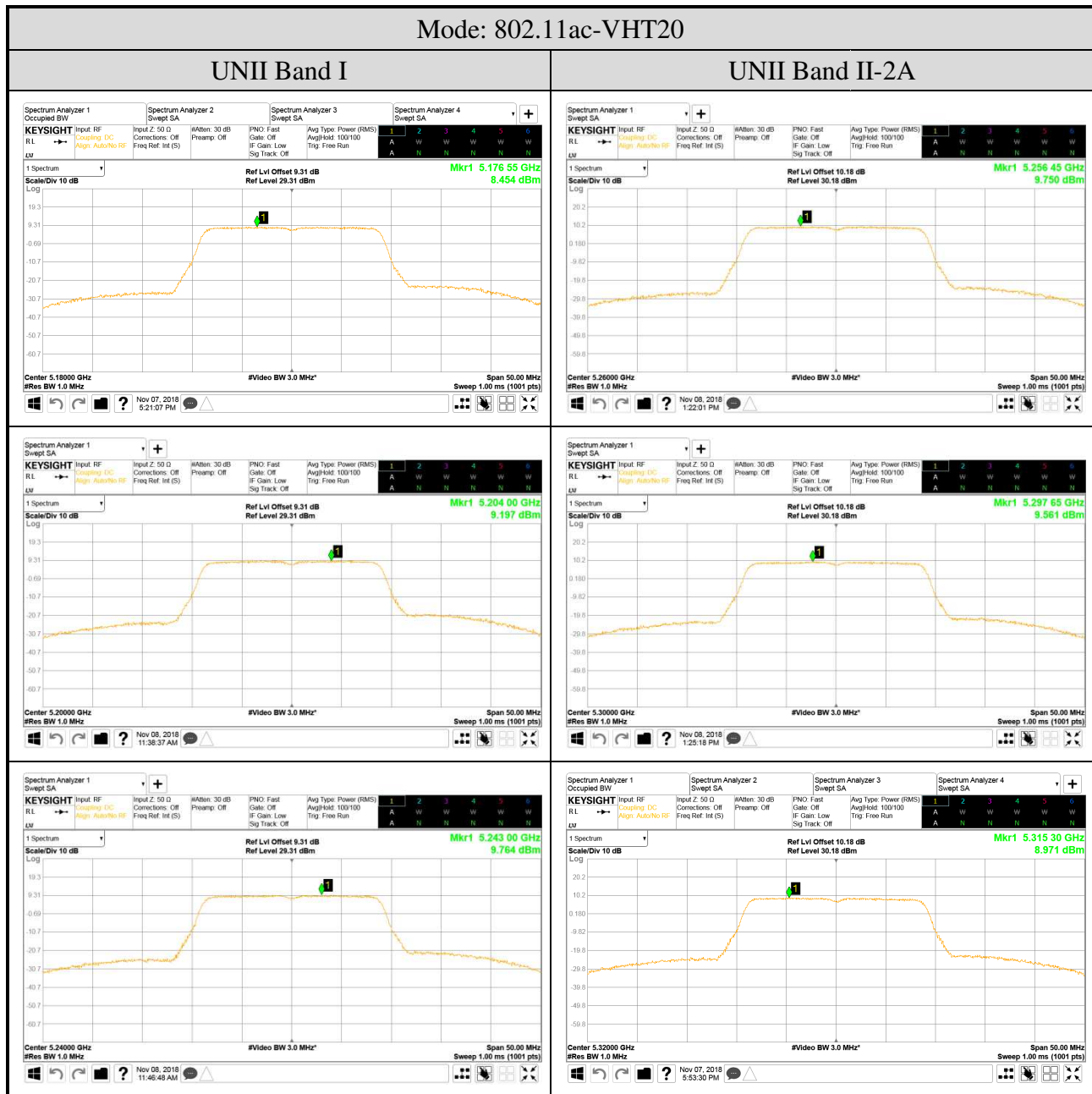
Note 1: All results have been included cable loss and Simultaneous Factor and correct duty factor.

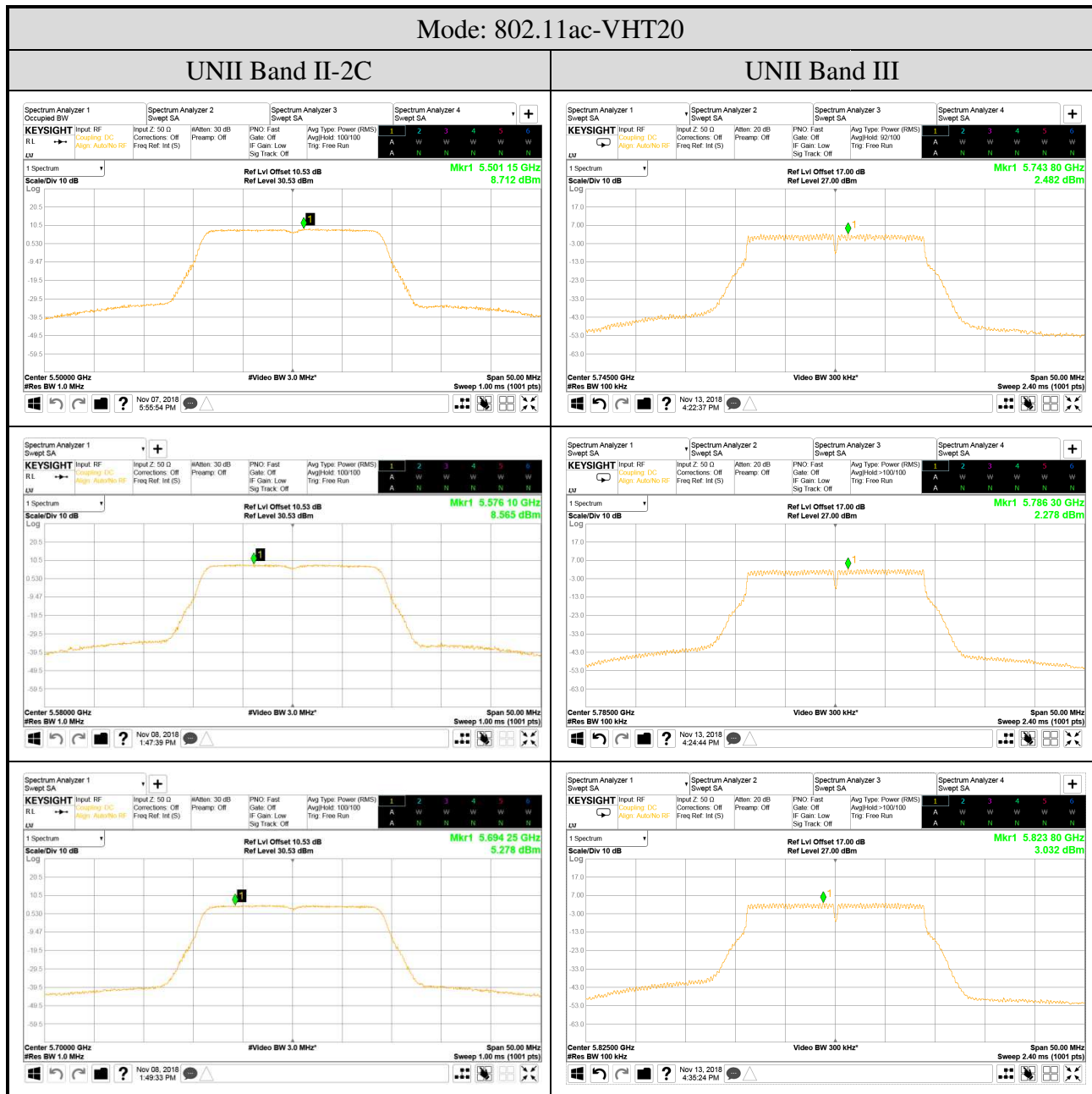
Note 2: BWCF 6.99dB (100kHz converted to 500kHz) has been included in the test result.

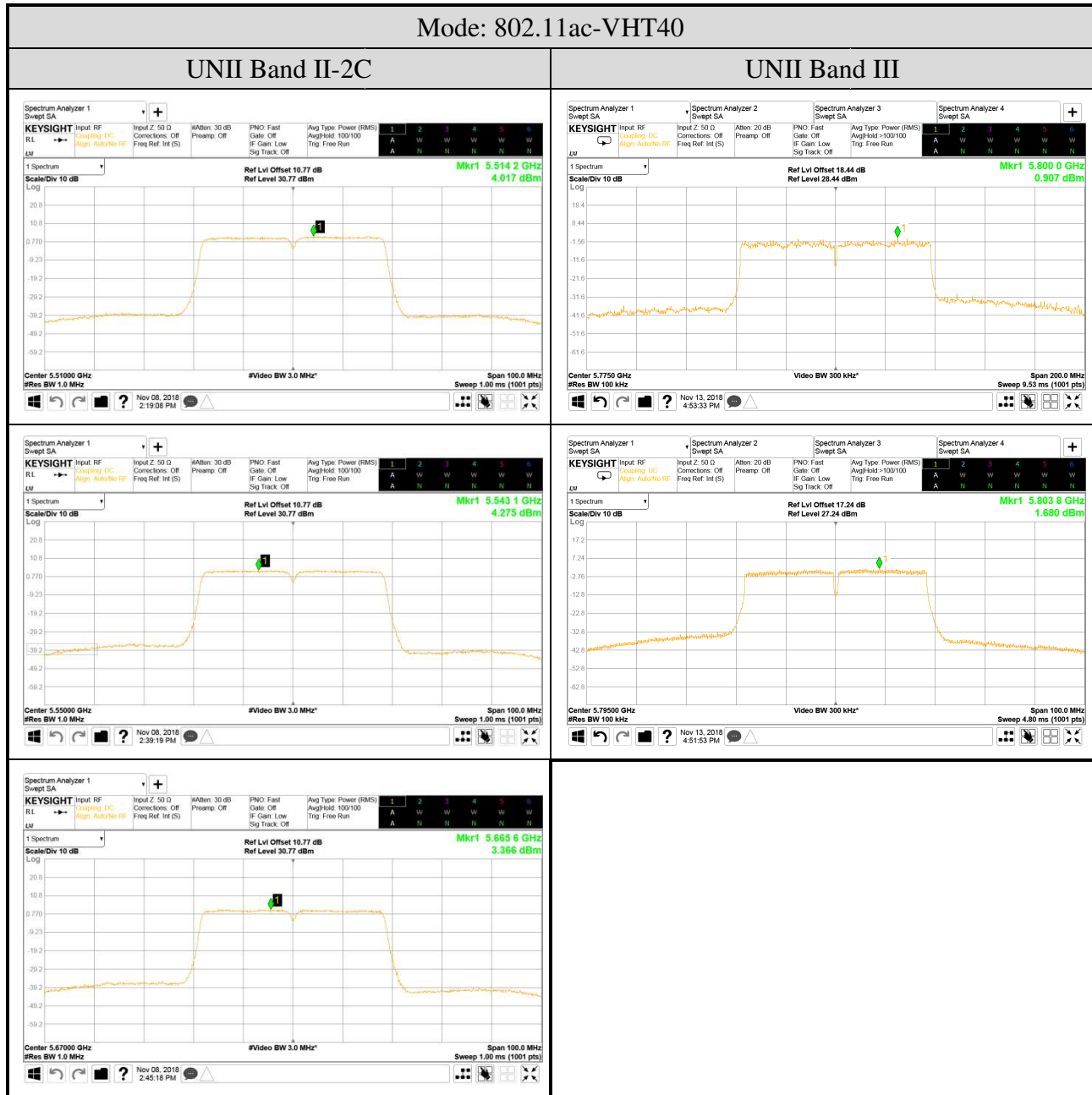
A.6.2 Measurement Plots

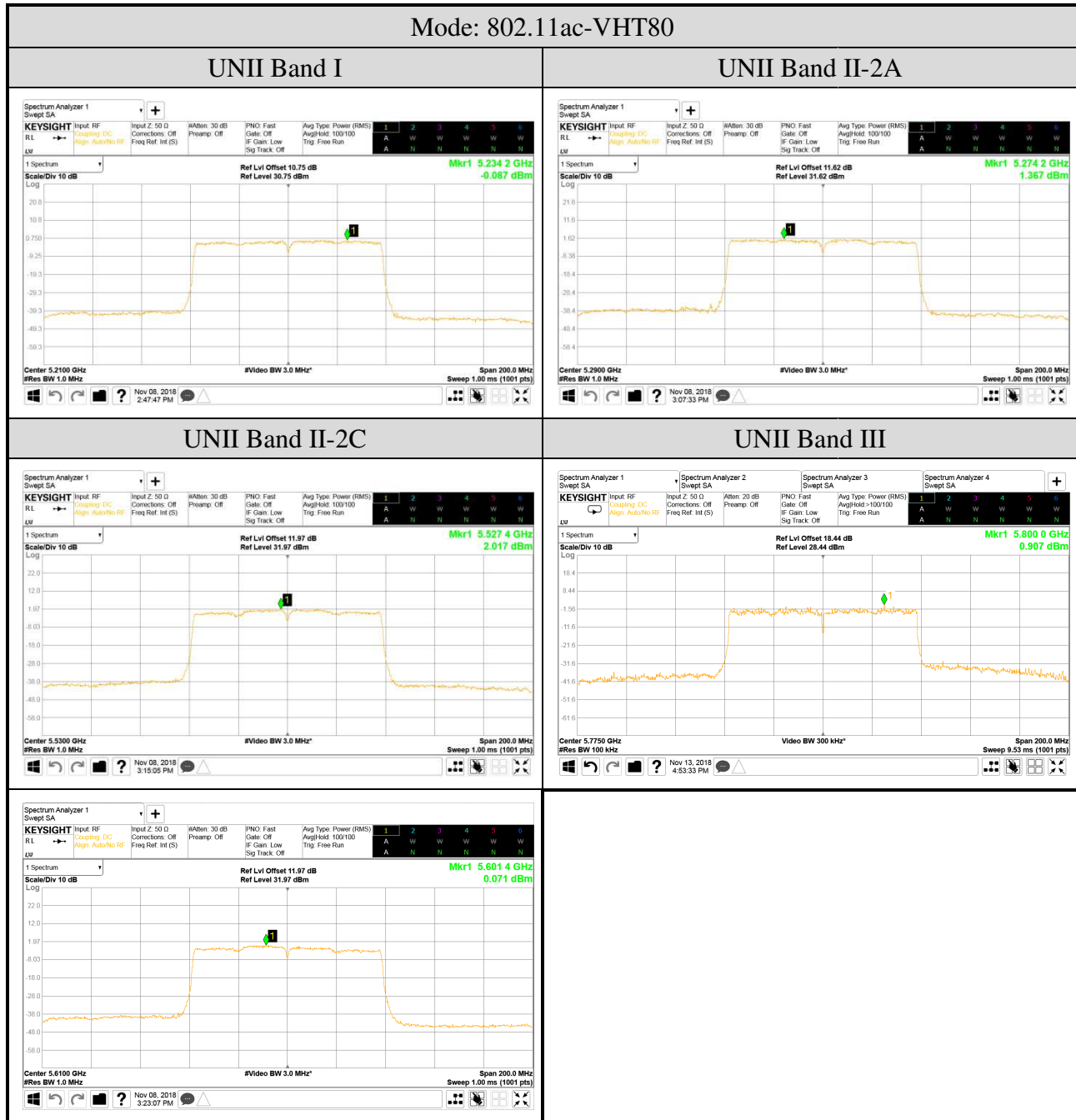












A.7 FREQUENCY STABILITY

Test Date	2018/11/07	Temp./Hum.	23°C/55%
Cable Loss	5.97dB	Test Voltage	AC 120V, 60Hz

A.7.1 Frequency stability Result

Temperature (°C)	Voltage (Vac)	Centre Frequency (MHz)	Measurement Value (MHz)	Frequency Stability (ppm)
25	120	5180	5179.943	-11.004
-30	102		5179.918	-15.830
	138		5179.971	-5.598
-20	102		5180.039	7.529
	138		5180.051	9.846
-10	102		5180.013	2.510
	138		5180.033	6.371
0	102		5180.041	7.915
	138		5180.038	7.336
10	102		5179.984	-3.089
	138		5180.026	5.019
20	102		5179.982	-3.475
	138		5180.015	2.896
30	102		5180.039	7.529
	138		5180.044	8.494
40	102		5180.037	7.143
	138		5180.049	9.459
50	102		5179.953	-9.073
	138		5180.006	1.158