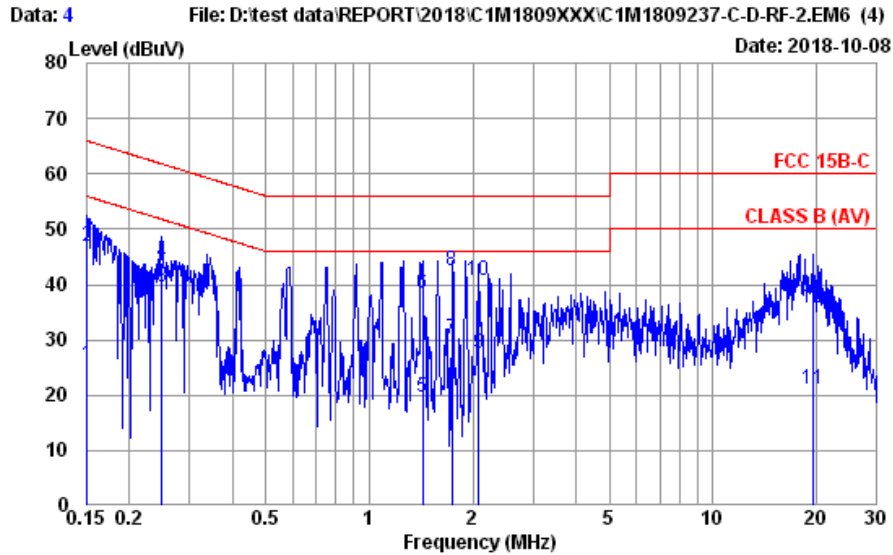


TABLE OF CONTENTS

A.1 CONDUCTED EMISSION	2
A.2 RADIATED EMISSION	4
A.2.1 Emissions within Restricted Frequency Bands.....	4
A.2.2 Emissions outside the frequency band:.....	40
A.2.3 Emissions in Non-restricted Frequency Bands:.....	45
A.3 6dB BANDWIDTH	46
A.3.1 6dB Bandwidth Result.....	46
A.3.2 Measurement Plots	47
A.4 MAXIMUM PEAK OUTPUT POWER	49
A.4.1 Peak Output Power	49
A.4.2 Average Output Power (Reporting only).....	51
A.5 EMISSION LIMITATIONS	52
A.6 POWER SPECTRAL DENSITY	64
A.6.1 Power Spectral Density Result	64
A.6.2 Measurement Plots	65

A.1 CONDUCTED EMISSION

Test Date	2018/10/08	Temp./Hum.	21°C/62%
Test Voltage	AC 120V, 60Hz		

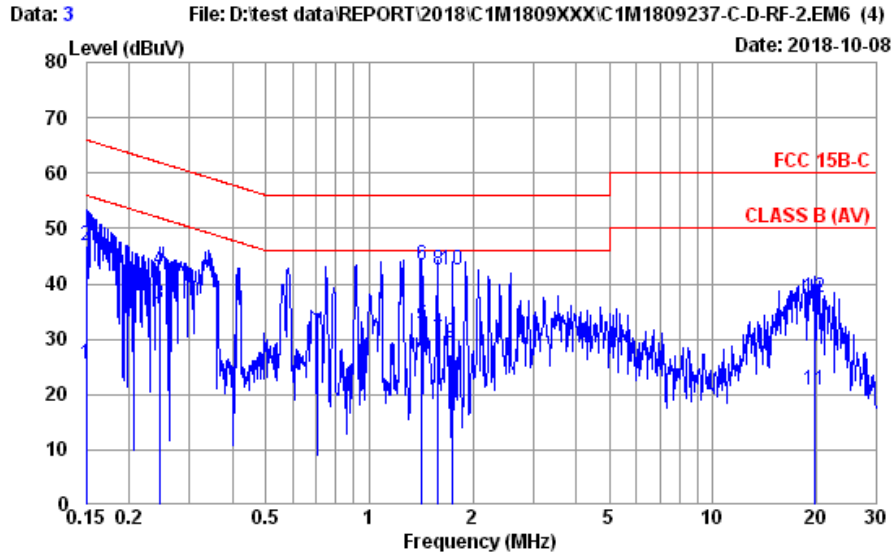


Site no. : No.7 Shielded Room Data no. : 4
 Condition : ESH2-Z5 366(ADAPTER) LISN Phase : NEUTRAL
 Limit : FCC 15B-C
 Env. / Ins. : 21°C / 62% ESCI (1276) Engineer : NICK
 EUT : HSD-0015-Q
 Power Rating : 120Vac/60Hz
 Test Mode : Operating

	Freq. (MHz)	AMN Factor (dB)	Cable Loss (dB)	Pulse Att. (dB)	Reading (dBµV)	Emission Level (dBµV)	Limits (dBµV)	Margin (dB)	Remark
1	0.151	0.13	0.03	9.98	15.44	25.58	55.96	30.38	Average
2	0.151	0.13	0.03	9.98	36.66	46.80	65.96	19.16	QP
3	0.249	0.14	0.03	9.98	29.52	39.67	51.78	12.11	Average
4	0.249	0.14	0.03	9.98	33.90	44.05	61.78	17.73	QP
5	1.426	0.19	0.05	9.99	9.40	19.63	46.00	26.37	Average
6	1.426	0.19	0.05	9.99	28.19	38.42	56.00	17.58	QP
7	1.744	0.19	0.06	9.99	19.85	30.09	46.00	15.91	Average
8	1.744	0.19	0.06	9.99	32.20	42.44	56.00	13.56	QP
9	2.077	0.20	0.06	9.99	17.24	27.49	46.00	18.51	Average
10	2.077	0.20	0.06	9.99	30.39	40.64	56.00	15.36	QP
11	19.532	0.94	0.21	10.07	9.74	20.96	50.00	29.04	Average
12	19.532	0.94	0.21	10.07	24.65	35.87	60.00	24.13	QP

Remarks: 1. Emission Level= AMN Factor + Cable Loss + Pulse Att. + Reading.
 2. If the average limit is met when using a quasi-peak detector,
 the EUT shall be deemed to meet both limits and measurement
 with average detector is unnecessary.

Test Date	2018/10/08	Temp./Hum.	21°C/62%
Test Voltage	AC 120V, 60Hz		



Site no. : No.7 Shielded Room Data no. : 3
 Condition : ESH2-Z5 366(ADAPTER) LISN Phase : LINE
 Limit : FCC 15B-C
 Env. / Ins. : 21°C / 62% ESCI (1276) Engineer : NICK
 EUT : HSD-0015-Q
 Power Rating : 120Vac/60Hz
 Test Mode : Operating

	Freq. (MHz)	AMN Factor (dB)	Cable Loss (dB)	Pulse Att. (dB)	Reading (dBµV)	Emission Level (dBµV)	Limits (dBµV)	Margin (dB)	Remark
1	0.150	0.13	0.03	9.98	15.28	25.42	55.99	30.57	Average
2	0.150	0.13	0.03	9.98	36.79	46.93	65.99	19.06	QP
3	0.246	0.13	0.03	9.98	26.21	36.35	51.91	15.56	Average
4	0.246	0.13	0.03	9.98	32.26	42.40	61.91	19.51	QP
5	1.418	0.18	0.05	9.99	22.27	32.49	46.00	13.51	Average
6	1.418	0.18	0.05	9.99	33.16	43.38	56.00	12.62	QP
7	1.585	0.18	0.05	9.99	19.57	29.79	46.00	16.21	Average
8	1.585	0.18	0.05	9.99	32.14	42.36	56.00	13.64	QP
9	1.744	0.18	0.06	9.99	19.08	29.31	46.00	16.69	Average
10	1.744	0.18	0.06	9.99	32.18	42.41	56.00	13.59	QP
11	19.740	0.86	0.21	10.07	9.77	20.91	50.00	29.09	Average
12	19.740	0.86	0.21	10.07	26.32	37.46	60.00	22.54	QP

Remarks: 1. Emission Level= AMN Factor + Cable Loss + Pulse Att. + Reading.
 2. If the average limit is met when using a quasi-peak detector, the EUT shall be deemed to meet both limits and measurement with average detector is unnecessary.

A.2 RADIATED EMISSION

Test Date	2018/11/20~12/22	Temp./Hum.	21~24°C/48~53%
Test Voltage	AC 120V, 60Hz		

A.2.1 Emissions within Restricted Frequency Bands

A.2.1.1 Frequency 9kHz~30MHz

The emissions (9kHz~30MHz) not reported for there is no emission be found.

A.2.1.2 Frequency Below 1GHz

Mode	802.11n-HT20	Frequency	TX 2437MHz
------	--------------	-----------	------------

Antenna at Horizontal Polarization

Emission Frequency (MHz)	Antenna Factor (dB/m)	Cable Loss (dB)	Meter Reading (dB μ V)	Emission Level (dB μ V/m)	Limits (dB μ V/m)	Margin (dB)	Detector
59.1000	12.75	1.71	16.44	30.90	40.00	9.10	Peak
125.0600	18.55	2.56	19.48	40.59	43.50	2.91	Peak
198.7800	15.73	3.33	11.62	30.68	43.50	12.82	Peak
305.4800	19.65	4.39	8.70	32.74	46.00	13.26	Peak
360.7700	21.13	5.10	9.03	35.26	46.00	10.74	Peak
505.3000	23.23	6.44	4.01	33.68	46.00	12.32	Peak

Antenna at Vertical Polarization

Emission Frequency (MHz)	Antenna Factor (dB/m)	Cable Loss (dB)	Meter Reading (dB μ V)	Emission Level (dB μ V/m)	Limits (dB μ V/m)	Margin (dB)	Detector
30.9700	24.27	1.22	14.00	39.49	40.00	0.51	Peak
125.0600	18.55	2.56	21.01	42.12	43.50	1.38	Peak
200.7200	15.80	3.35	11.77	30.92	43.50	12.58	Peak
307.4200	19.71	4.42	7.38	31.51	46.00	14.49	Peak
456.8000	22.72	6.08	8.40	37.20	46.00	8.80	Peak
665.3500	24.80	6.97	7.61	39.38	46.00	6.62	Peak

Mode	BLE	Frequency	TX 2480MHz
------	-----	-----------	------------

Antenna at Horizontal Polarization

Emission Frequency (MHz)	Antenna Factor (dB/m)	Cable Loss (dB)	Meter Reading (dB μ V)	Emission Level (dB μ V/m)	Limits (dB μ V/m)	Margin (dB)	Detector
59.1000	12.75	1.71	15.44	29.90	40.00	10.10	Peak
126.0300	18.50	2.57	17.86	38.93	43.50	4.57	Peak
198.7800	15.73	3.33	11.82	30.88	43.50	12.62	Peak
240.4900	18.57	3.73	7.25	29.55	46.00	16.45	Peak
306.4500	19.68	4.40	6.98	31.06	46.00	14.94	Peak
360.7700	21.13	5.10	7.77	34.00	46.00	12.00	Peak

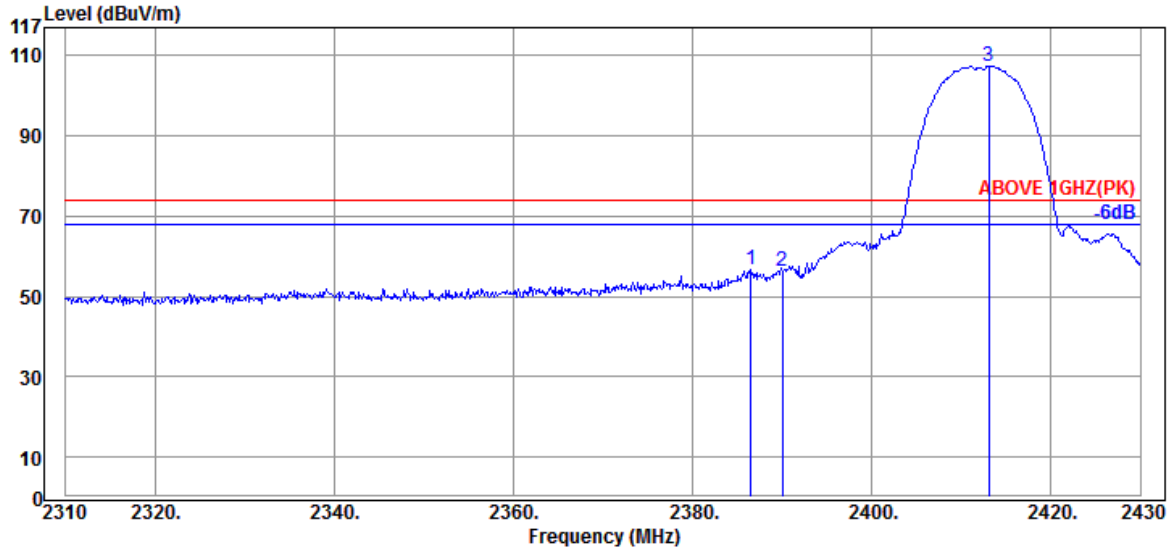
Antenna at Vertical Polarization

Emission Frequency (MHz)	Antenna Factor (dB/m)	Cable Loss (dB)	Meter Reading (dB μ V)	Emission Level (dB μ V/m)	Limits (dB μ V/m)	Margin (dB)	Detector
40.6700	19.23	1.41	17.68	38.32	40.00	1.68	Peak
125.0600	18.55	2.56	21.08	42.19	43.50	1.31	Peak
198.7800	15.73	3.33	12.31	31.37	43.50	12.13	Peak
305.4800	19.65	4.39	7.09	31.13	46.00	14.87	Peak
444.1900	22.58	5.97	5.87	34.42	46.00	11.58	Peak
669.2300	24.80	6.98	4.20	35.98	46.00	10.02	Peak

A.2.1.3 Frequency Above 1 GHz to 10th harmonics

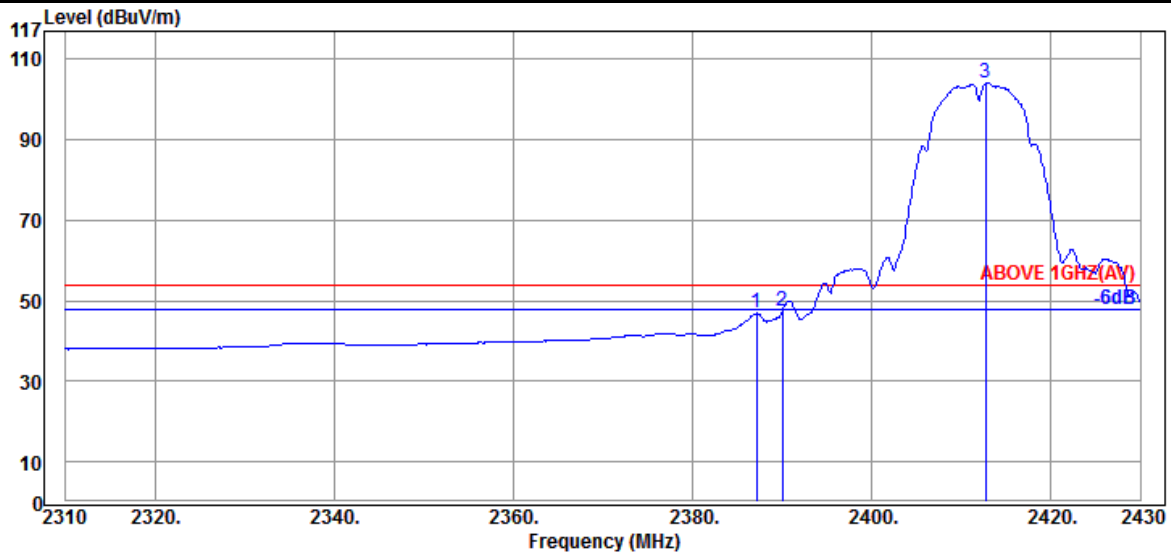
Band Edge:

Mode	802.11b	Frequency	TX 2412MHz
------	---------	-----------	------------



Antenna at Horizontal Polarization

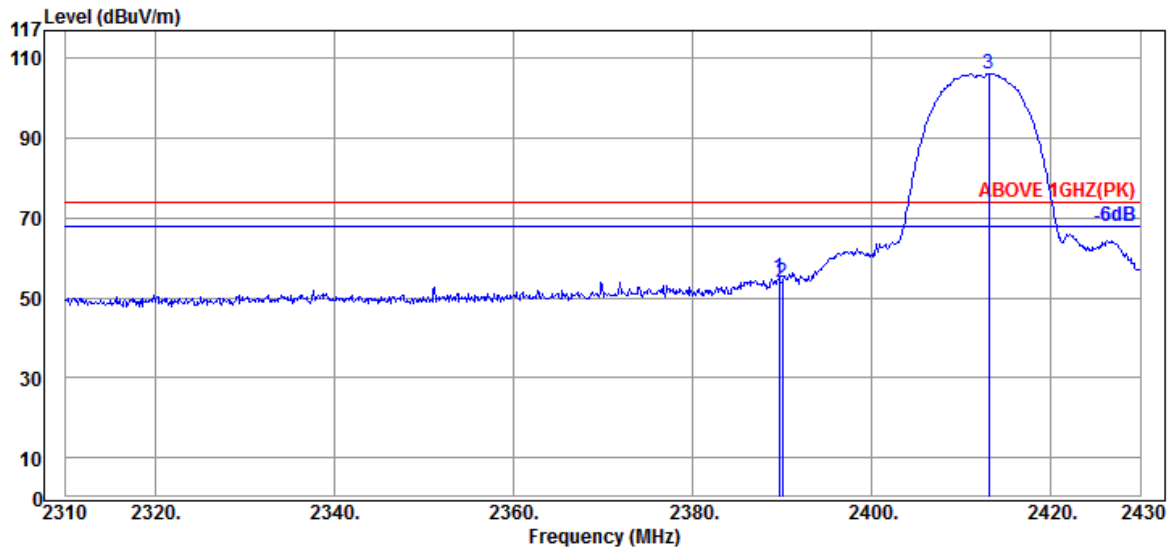
Emission Frequency (MHz)	Antenna Factor (dB/m)	Cable Loss (dB)	Meter Reading (dBμV)	Emission Level (dBμV/m)	Limits (dBμV/m)	Margin (dB)	Detector
2386.5600	28.28	5.23	23.25	56.76	74.00	17.24	Peak
2390.0400	28.28	5.24	22.84	56.36	74.00	17.64	Peak
2413.0800	28.31	5.26	73.90	107.47	---	---	Peak



Antenna at Horizontal Polarization

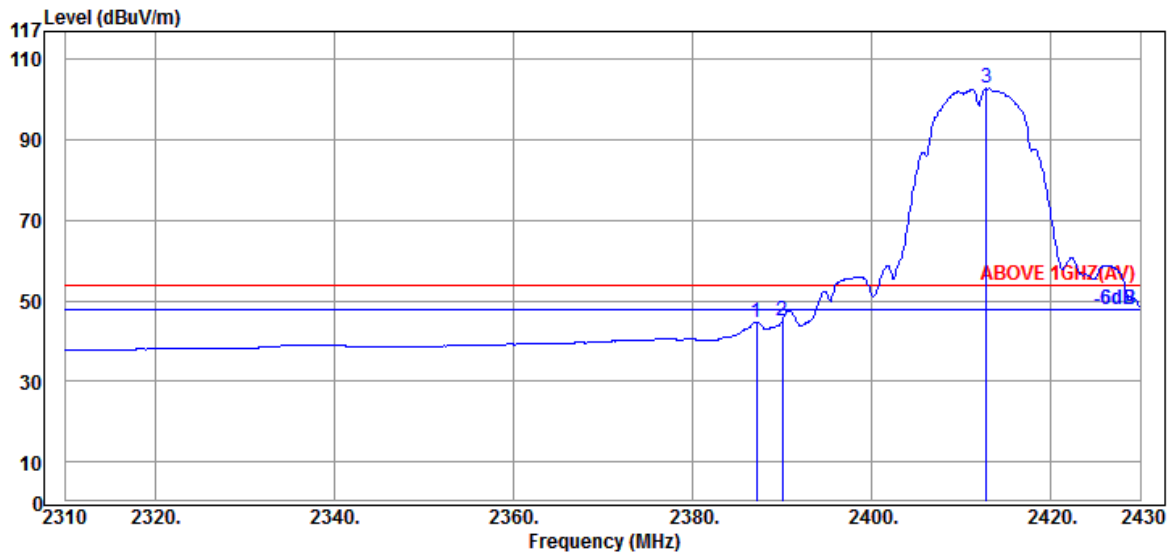
Emission Frequency (MHz)	Antenna Factor (dB/m)	Cable Loss (dB)	Meter Reading (dBμV)	Emission Level (dBμV/m)	Limits (dBμV/m)	Margin (dB)	Detector
2387.1600	28.28	5.23	13.34	46.85	54.00	7.15	Average
2390.0400	28.28	5.24	13.80	47.32	54.00	6.68	Average
2412.7200	28.31	5.26	70.53	104.10	---	---	Average

Mode	802.11b	Frequency	TX 2412MHz
------	---------	-----------	------------



Antenna at Vertical Polarization

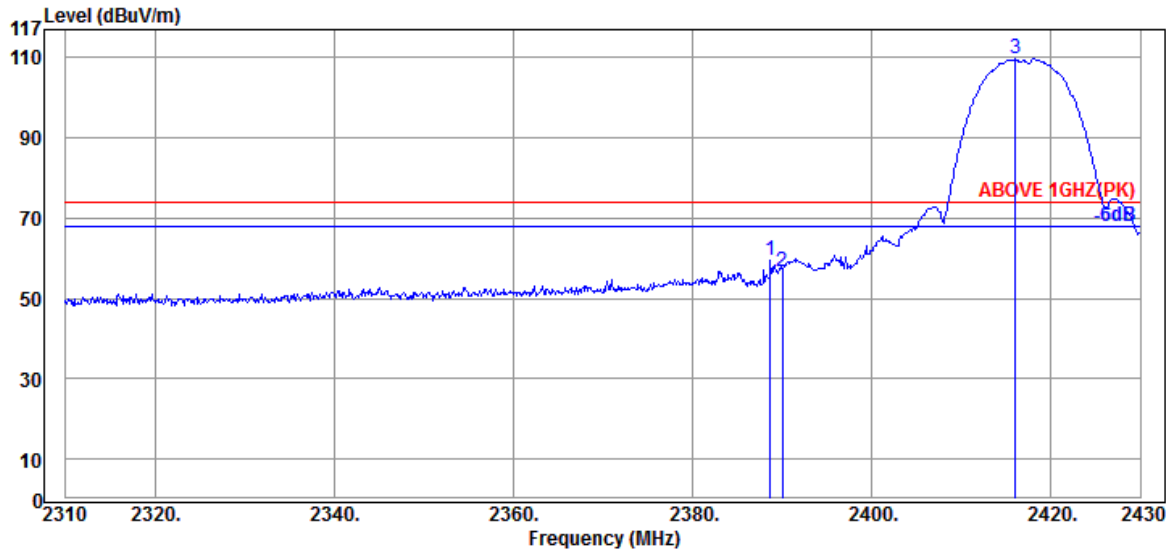
Emission Frequency (MHz)	Antenna Factor (dB/m)	Cable Loss (dB)	Meter Reading (dBμV)	Emission Level (dBμV/m)	Limits (dBμV/m)	Margin (dB)	Detector
2389.6800	28.28	5.24	21.48	55.00	74.00	19.00	Peak
2390.0400	28.28	5.24	20.37	53.89	74.00	20.11	Peak
2413.0800	28.31	5.26	72.68	106.25	---	---	Peak



Antenna at Vertical Polarization

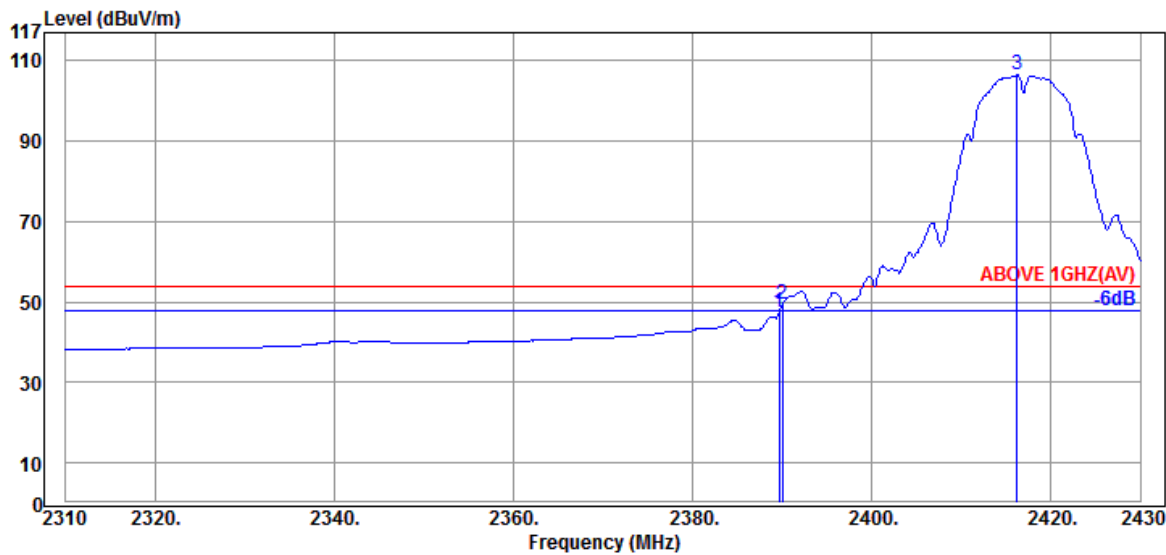
Emission Frequency (MHz)	Antenna Factor (dB/m)	Cable Loss (dB)	Meter Reading (dBμV)	Emission Level (dBμV/m)	Limits (dBμV/m)	Margin (dB)	Detector
2387.1600	28.28	5.23	11.21	44.72	54.00	9.28	Average
2390.0400	28.28	5.24	11.63	45.15	54.00	8.85	Average
2412.8400	28.31	5.26	69.33	102.90	---	---	Average

Mode	802.11b	Frequency	TX 2417MHz
------	---------	-----------	------------



Antenna at Horizontal Polarization

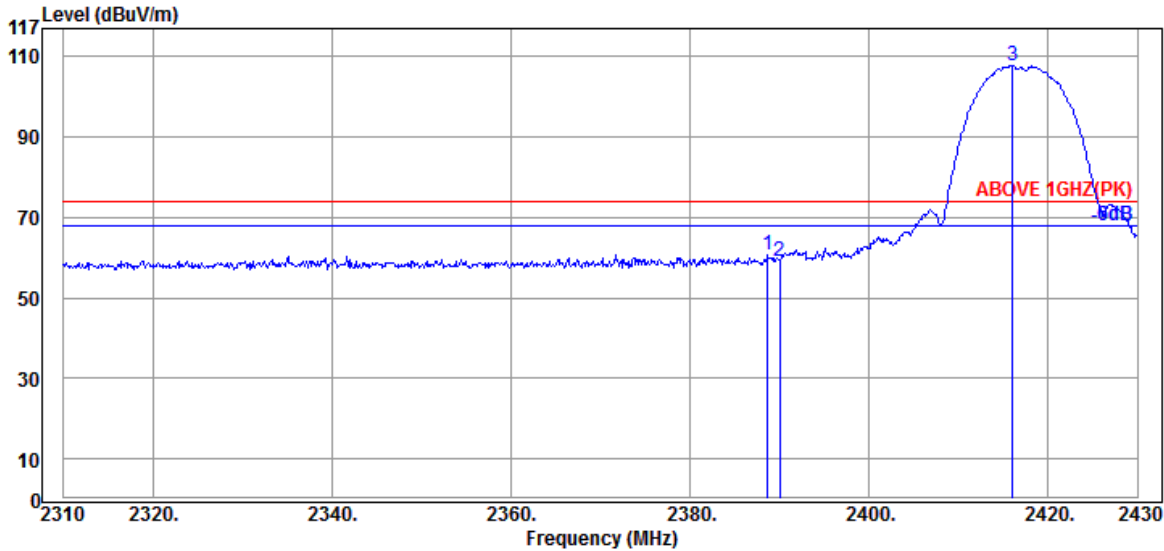
Emission Frequency (MHz)	Antenna Factor (dB/m)	Cable Loss (dB)	Meter Reading (dBμV)	Emission Level (dBμV/m)	Limits (dBμV/m)	Margin (dB)	Detector
2388.7200	28.28	5.24	26.06	59.58	74.00	14.42	Peak
2390.0400	28.28	5.24	23.32	56.84	74.00	17.16	Peak
2416.0800	28.31	5.26	76.04	109.61	---	---	Peak



Antenna at Horizontal Polarization

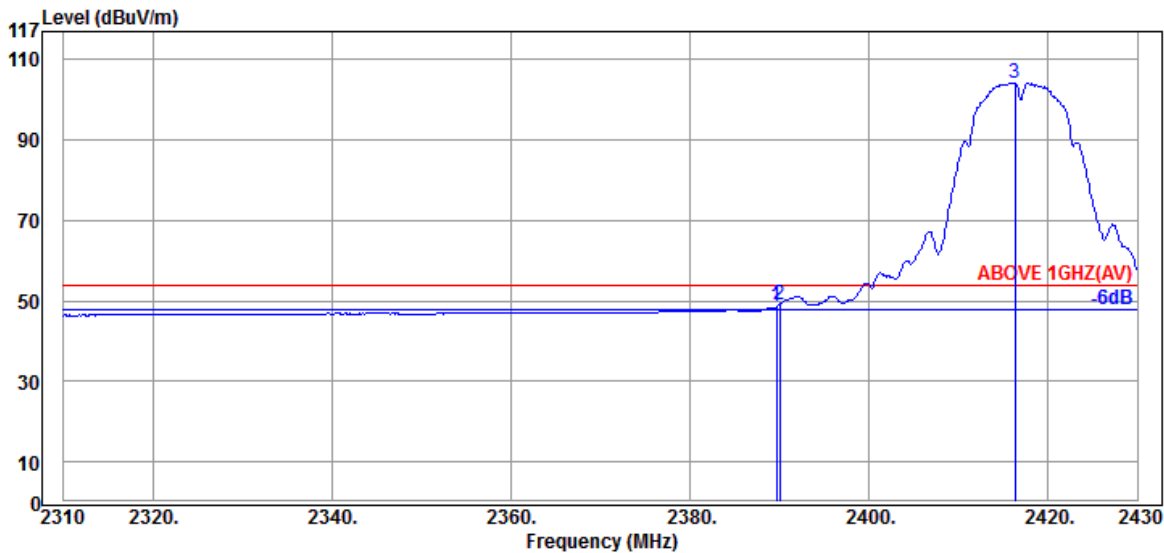
Emission Frequency (MHz)	Antenna Factor (dB/m)	Cable Loss (dB)	Meter Reading (dBμV)	Emission Level (dBμV/m)	Limits (dBμV/m)	Margin (dB)	Detector
2389.6800	28.28	5.24	13.87	47.39	54.00	6.61	Average
2390.0400	28.28	5.24	15.81	49.33	54.00	4.67	Average
2416.2000	28.31	5.26	72.88	106.45	---	---	Average

Mode	802.11b	Frequency	TX 2417MHz
------	---------	-----------	------------



Antenna at Vertical Polarization

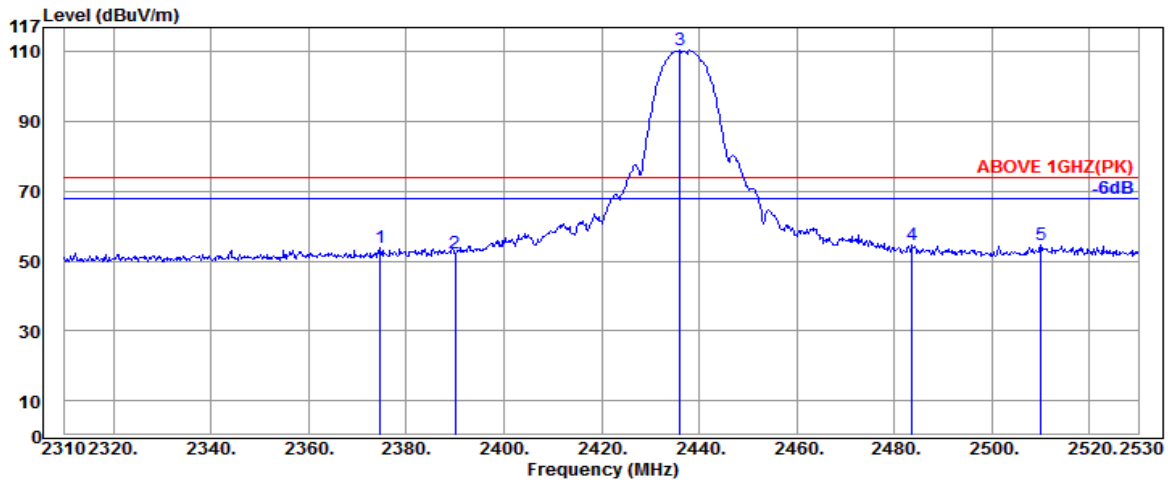
Emission Frequency (MHz)	Antenna Factor (dB/m)	Cable Loss (dB)	Meter Reading (dBμV)	Emission Level (dBμV/m)	Limits (dBμV/m)	Margin (dB)	Detector
2388.7200	28.28	5.24	27.25	60.77	74.00	13.23	Peak
2390.0400	28.28	5.24	25.78	59.30	74.00	14.70	Peak
2416.0800	28.31	5.26	74.14	107.71	---	---	Peak



Antenna at Vertical Polarization

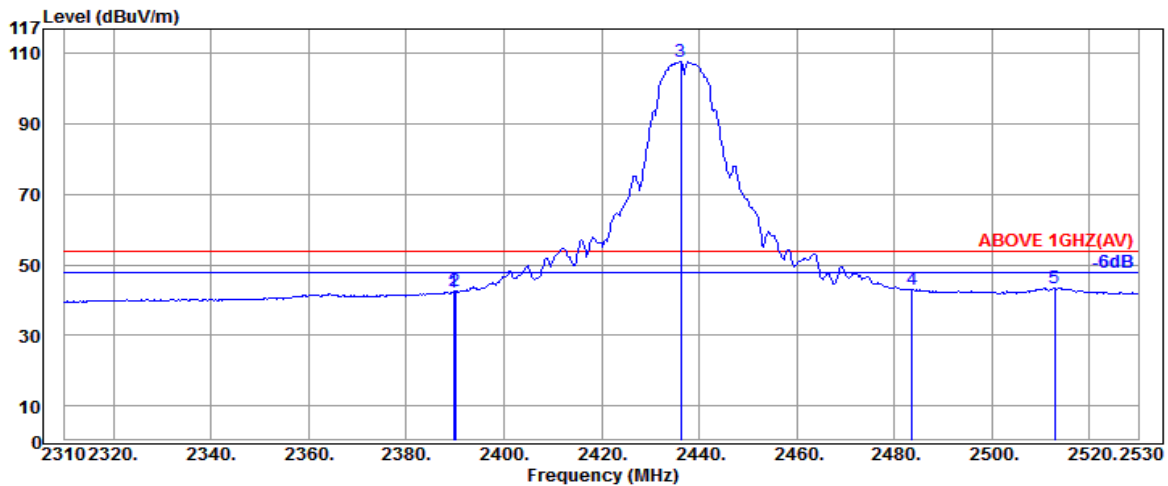
Emission Frequency (MHz)	Antenna Factor (dB/m)	Cable Loss (dB)	Meter Reading (dBμV)	Emission Level (dBμV/m)	Limits (dBμV/m)	Margin (dB)	Detector
2389.6800	28.28	5.24	15.03	48.55	54.00	5.45	Average
2390.0400	28.28	5.24	15.70	49.22	54.00	4.78	Average
2416.3200	28.31	5.26	70.68	104.25	---	---	Average

Mode	802.11b	Frequency	TX 2437MHz
------	---------	-----------	------------



Antenna at Horizontal Polarization

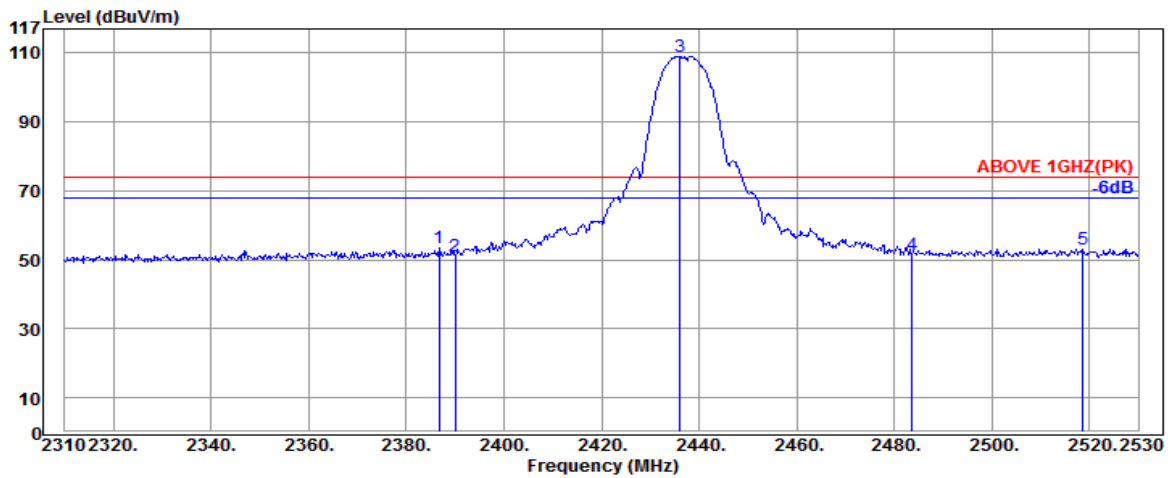
Emission Frequency (MHz)	Antenna Factor (dB/m)	Cable Loss (dB)	Meter Reading (dBμV)	Emission Level (dBμV/m)	Limits (dBμV/m)	Margin (dB)	Detector
2374.68	28.26	6.16	19.58	54.00	74.00	20.00	Peak
2390.08	28.28	6.21	17.76	52.25	74.00	21.75	Peak
2436.06	28.33	6.33	75.75	110.41	---	---	Peak
2483.58	28.38	6.48	19.83	54.69	74.00	19.31	Peak
2509.98	28.43	6.52	19.75	54.70	74.00	19.30	Peak



Antenna at Horizontal Polarization

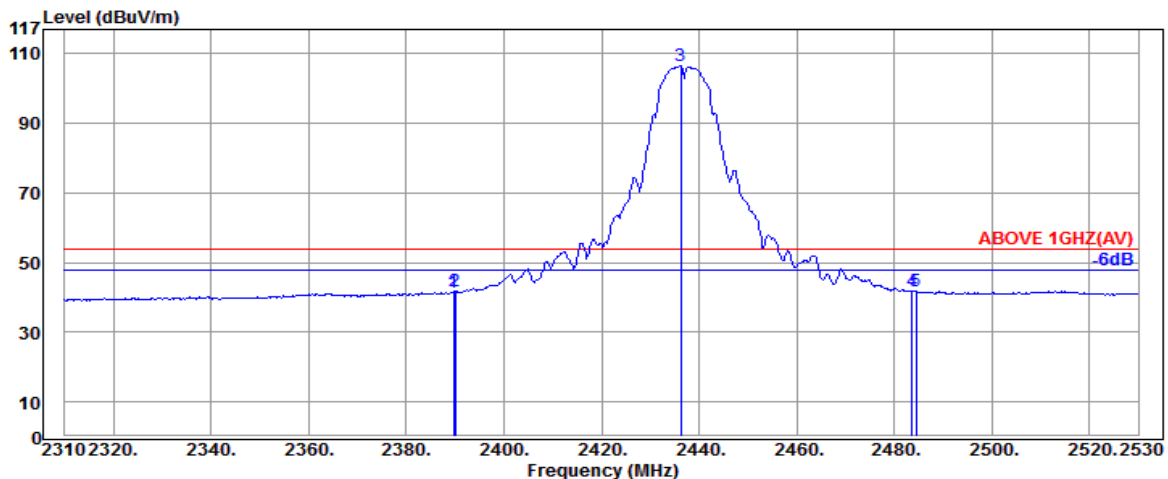
Emission Frequency (MHz)	Antenna Factor (dB/m)	Cable Loss (dB)	Meter Reading (dBμV)	Emission Level (dBμV/m)	Limits (dBμV/m)	Margin (dB)	Detector
2389.64	28.28	6.21	7.82	42.31	54.00	11.69	Average
2390.08	28.28	6.21	8.03	42.52	54.00	11.48	Average
2436.28	28.33	6.33	73.24	107.90	---	---	Average
2483.58	28.38	6.48	8.06	42.92	54.00	11.08	Average
2512.84	28.45	6.52	8.54	43.51	54.00	10.49	Average

Mode	802.11b	Frequency	TX 2437MHz
------	---------	-----------	------------



Antenna at Vertical Polarization

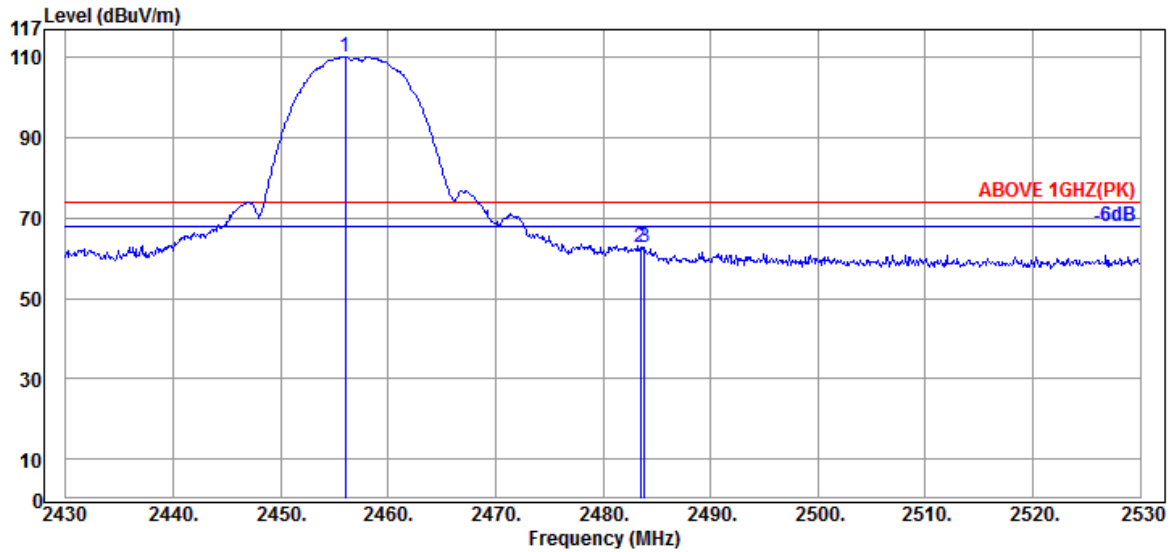
Emission Frequency (MHz)	Antenna Factor (dB/m)	Cable Loss (dB)	Meter Reading (dBμV)	Emission Level (dBμV/m)	Limits (dBμV/m)	Margin (dB)	Detector
2386.78	28.28	6.18	18.92	53.38	74.00	20.62	Peak
2390.08	28.28	6.21	16.62	51.11	74.00	22.89	Peak
2436.06	28.33	6.33	74.46	109.12	---	---	Peak
2483.58	28.38	6.48	16.60	51.46	74.00	22.54	Peak
2518.56	28.48	6.52	18.26	53.26	74.00	20.74	Peak



Antenna at Vertical Polarization

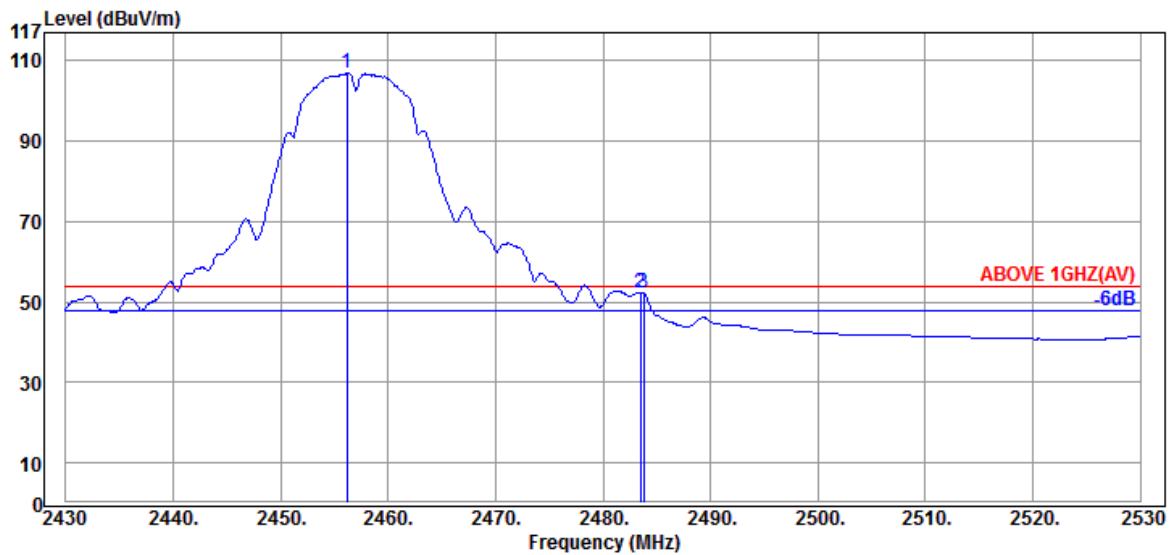
Emission Frequency (MHz)	Antenna Factor (dB/m)	Cable Loss (dB)	Meter Reading (dBμV)	Emission Level (dBμV/m)	Limits (dBμV/m)	Margin (dB)	Detector
2389.64	28.28	6.21	6.95	41.44	54.00	12.56	Average
2390.08	28.28	6.21	7.20	41.69	54.00	12.31	Average
2436.28	28.33	6.33	71.94	106.60	---	---	Average
2483.58	28.38	6.48	6.90	41.76	54.00	12.24	Average
2484.46	28.38	6.48	7.04	41.90	54.00	12.10	Average

Mode	802.11b	Frequency	TX 2452MHz
------	---------	-----------	------------



Antenna at Horizontal Polarization

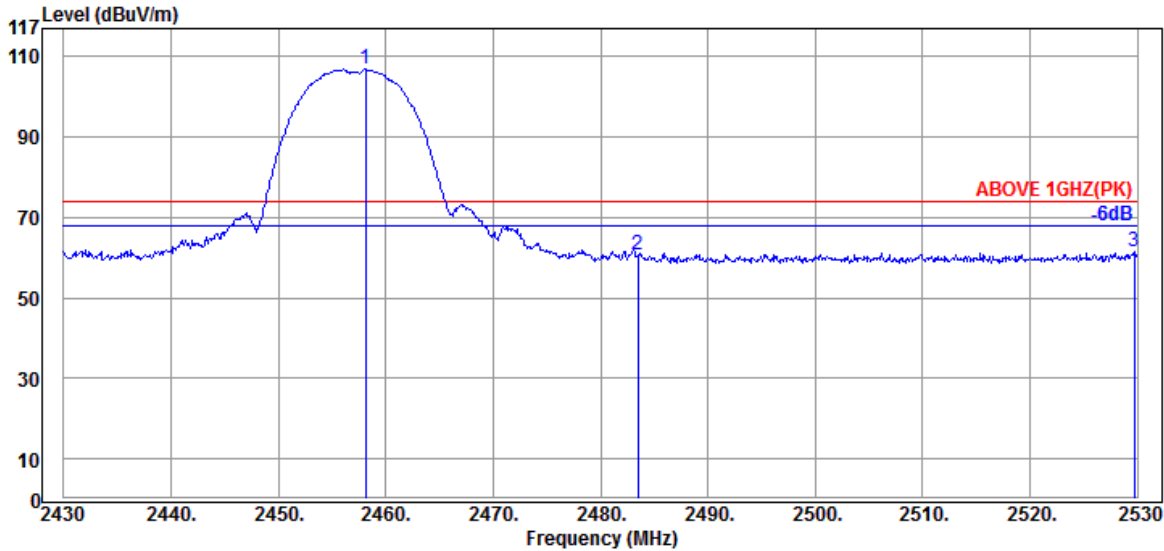
Emission Frequency (MHz)	Antenna Factor (dB/m)	Cable Loss (dB)	Meter Reading (dBμV)	Emission Level (dBμV/m)	Limits (dBμV/m)	Margin (dB)	Detector
2456.0000	28.35	5.29	76.56	110.20	---	---	Peak
2483.5000	28.38	5.31	29.06	62.75	74.00	11.25	Peak
2483.9000	28.38	5.31	28.89	62.58	74.00	11.42	Peak



Antenna at Horizontal Polarization

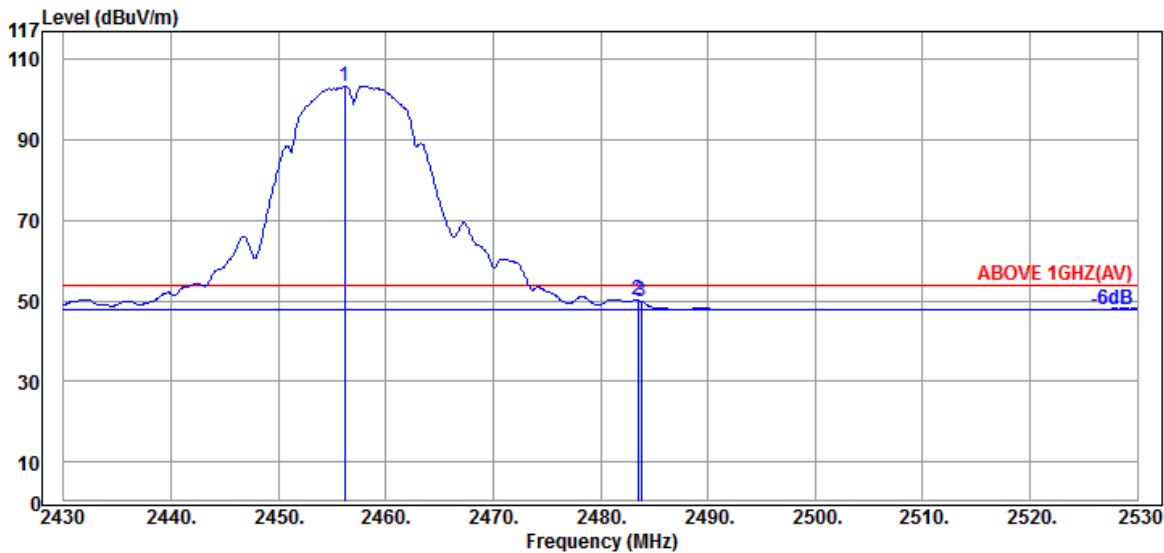
Emission Frequency (MHz)	Antenna Factor (dB/m)	Cable Loss (dB)	Meter Reading (dBμV)	Emission Level (dBμV/m)	Limits (dBμV/m)	Margin (dB)	Detector
2456.2000	28.35	5.29	73.33	106.97	---	---	Average
2483.5000	28.38	5.31	18.64	52.33	54.00	1.67	Average
2483.8000	28.38	5.31	18.56	52.25	54.00	1.75	Average

Mode	802.11b	Frequency	TX 2452MHz
------	---------	-----------	------------



Antenna at Vertical Polarization

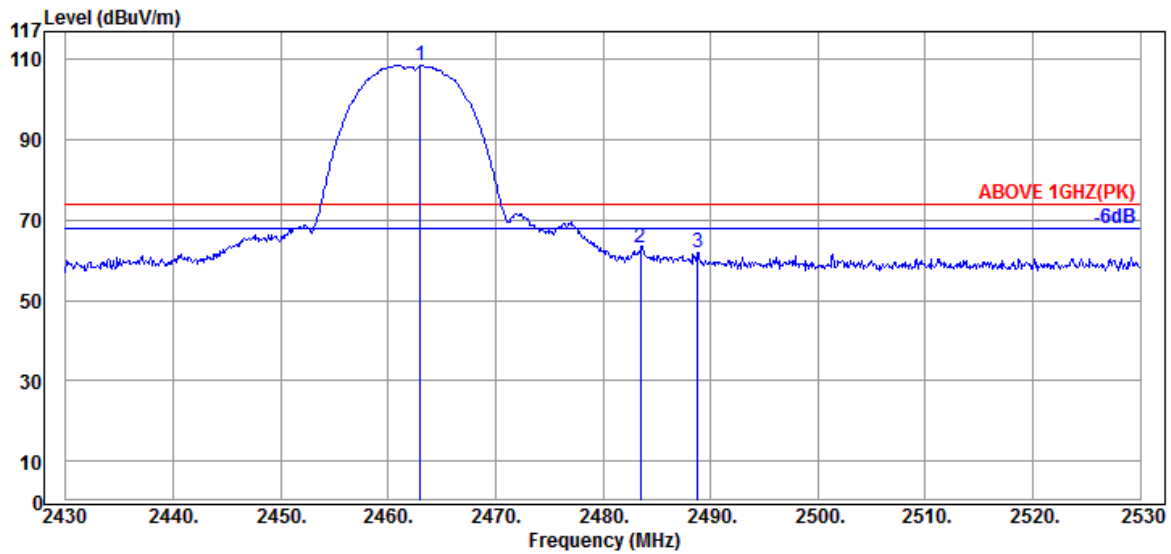
Emission Frequency (MHz)	Antenna Factor (dB/m)	Cable Loss (dB)	Meter Reading (dBμV)	Emission Level (dBμV/m)	Limits (dBμV/m)	Margin (dB)	Detector
2458.1000	28.35	5.29	73.19	106.83	---	---	Peak
2483.5000	28.38	5.31	27.08	60.77	74.00	13.23	Peak
2529.7000	28.51	5.35	27.72	61.58	74.00	12.42	Peak



Antenna at Vertical Polarization

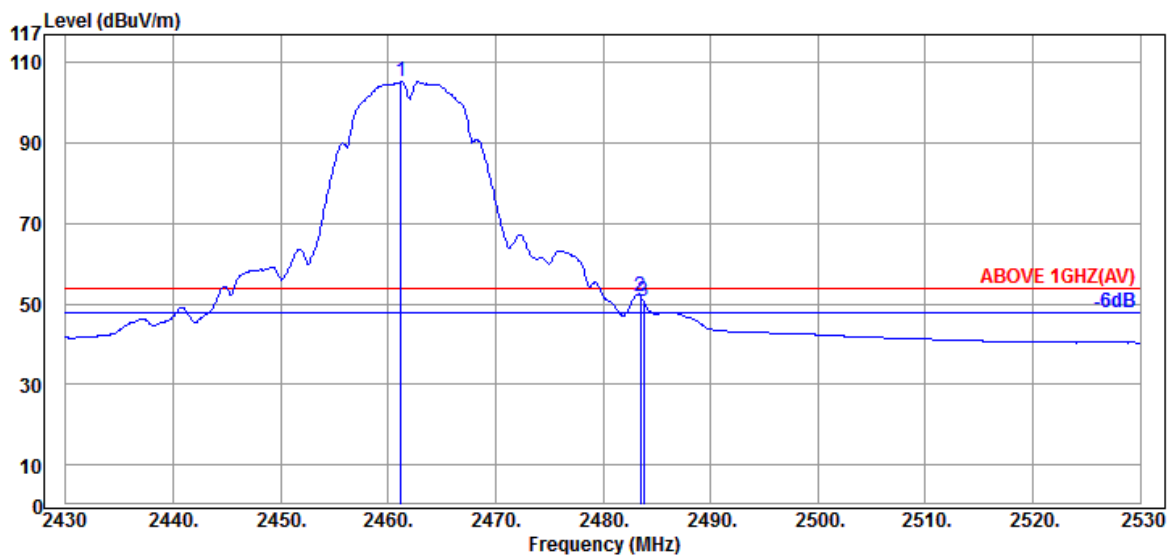
Emission Frequency (MHz)	Antenna Factor (dB/m)	Cable Loss (dB)	Meter Reading (dBμV)	Emission Level (dBμV/m)	Limits (dBμV/m)	Margin (dB)	Detector
2456.2000	28.35	5.29	69.89	103.53	---	---	Average
2483.5000	28.38	5.31	16.39	50.08	54.00	3.92	Average
2483.8000	28.38	5.31	16.27	49.96	54.00	4.04	Average

Mode	802.11b	Frequency	TX 2462MHz
------	---------	-----------	------------



Antenna at Horizontal Polarization

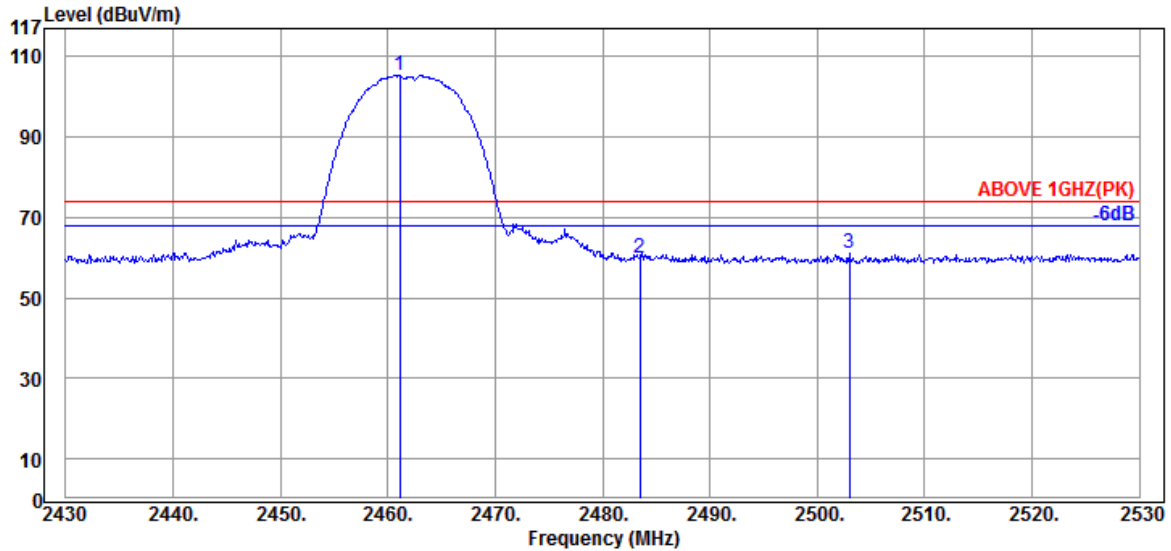
Emission Frequency (MHz)	Antenna Factor (dB/m)	Cable Loss (dB)	Meter Reading (dBμV)	Emission Level (dBμV/m)	Limits (dBμV/m)	Margin (dB)	Detector
2463.0000	28.36	5.29	74.92	108.57	---	---	Peak
2483.5000	28.38	5.31	29.44	63.13	74.00	10.87	Peak
2488.8000	28.38	5.31	28.18	61.87	74.00	12.13	Peak



Antenna at Horizontal Polarization

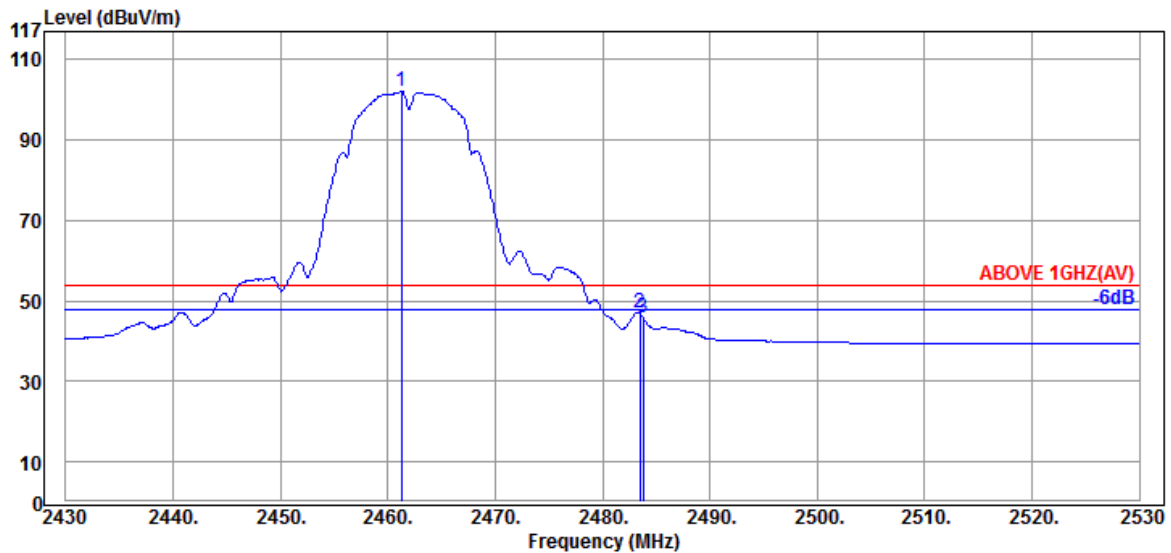
Emission Frequency (MHz)	Antenna Factor (dB/m)	Cable Loss (dB)	Meter Reading (dBμV)	Emission Level (dBμV/m)	Limits (dBμV/m)	Margin (dB)	Detector
2461.2000	28.36	5.29	71.72	105.37	---	---	Average
2483.5000	28.38	5.31	18.36	52.05	54.00	1.95	Average
2483.8000	28.38	5.31	16.97	50.66	54.00	3.34	Average

Mode	802.11b	Frequency	TX 2462MHz
------	---------	-----------	------------



Antenna at Vertical Polarization

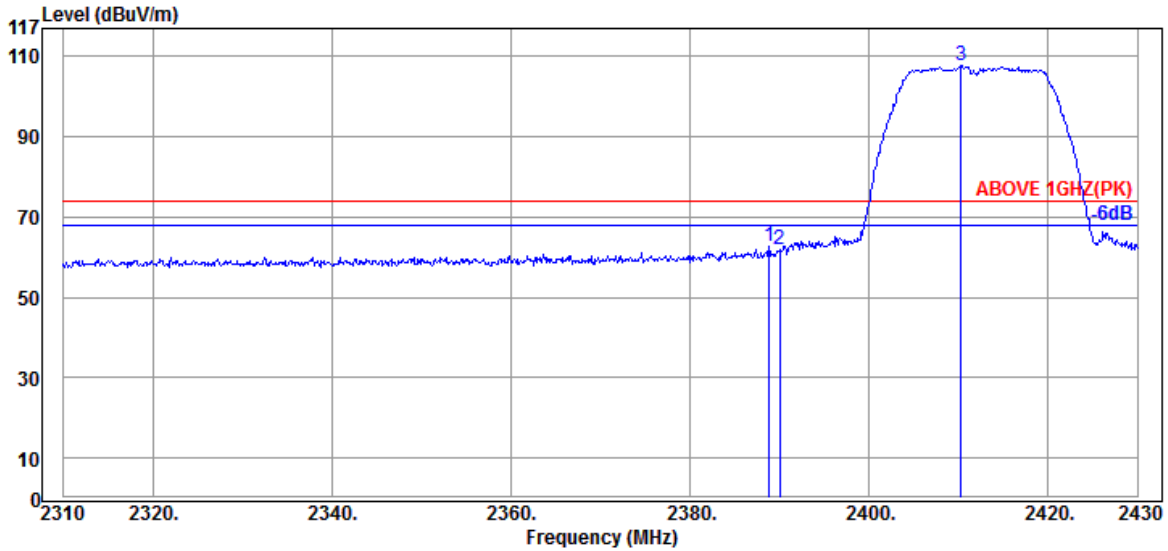
Emission Frequency (MHz)	Antenna Factor (dB/m)	Cable Loss (dB)	Meter Reading (dBμV)	Emission Level (dBμV/m)	Limits (dBμV/m)	Margin (dB)	Detector
2461.1000	28.36	5.29	71.66	105.31	---	---	Peak
2483.5000	28.38	5.31	26.16	59.85	74.00	14.15	Peak
2503.0000	28.40	5.32	27.25	60.97	74.00	13.03	Peak



Antenna at Vertical Polarization

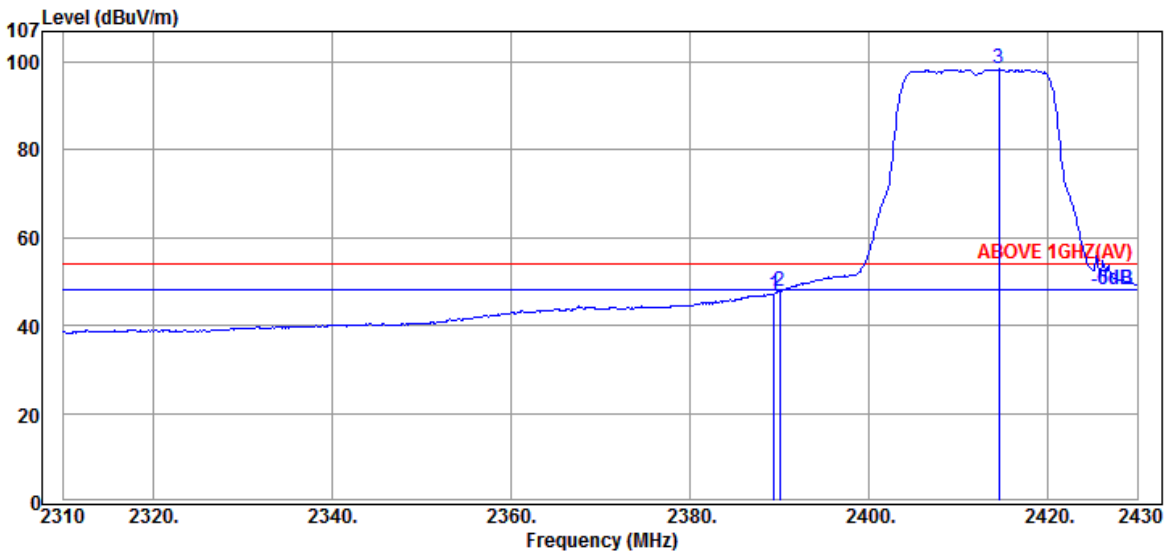
Emission Frequency (MHz)	Antenna Factor (dB/m)	Cable Loss (dB)	Meter Reading (dBμV)	Emission Level (dBμV/m)	Limits (dBμV/m)	Margin (dB)	Detector
2461.3000	28.36	5.29	68.49	102.14	---	---	Average
2483.5000	28.38	5.31	13.16	46.85	54.00	7.15	Average
2483.8000	28.38	5.31	12.03	45.72	54.00	8.28	Average

Mode	802.11g	Frequency	TX 2412MHz
------	---------	-----------	------------



Antenna at Horizontal Polarization

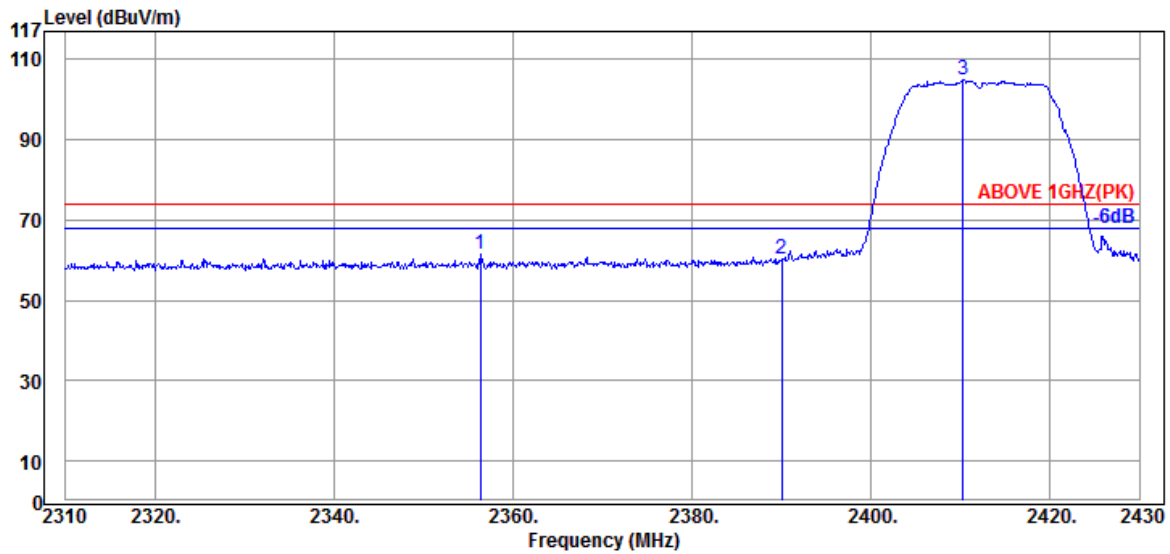
Emission Frequency (MHz)	Antenna Factor (dB/m)	Cable Loss (dB)	Meter Reading (dBμV)	Emission Level (dBμV/m)	Limits (dBμV/m)	Margin (dB)	Detector
2388.8400	28.28	5.24	29.26	62.78	74.00	11.22	Peak
2390.0400	28.28	5.24	28.39	61.91	74.00	12.09	Peak
2410.3200	28.30	5.26	74.06	107.62	---	---	Peak



Antenna at Horizontal Polarization

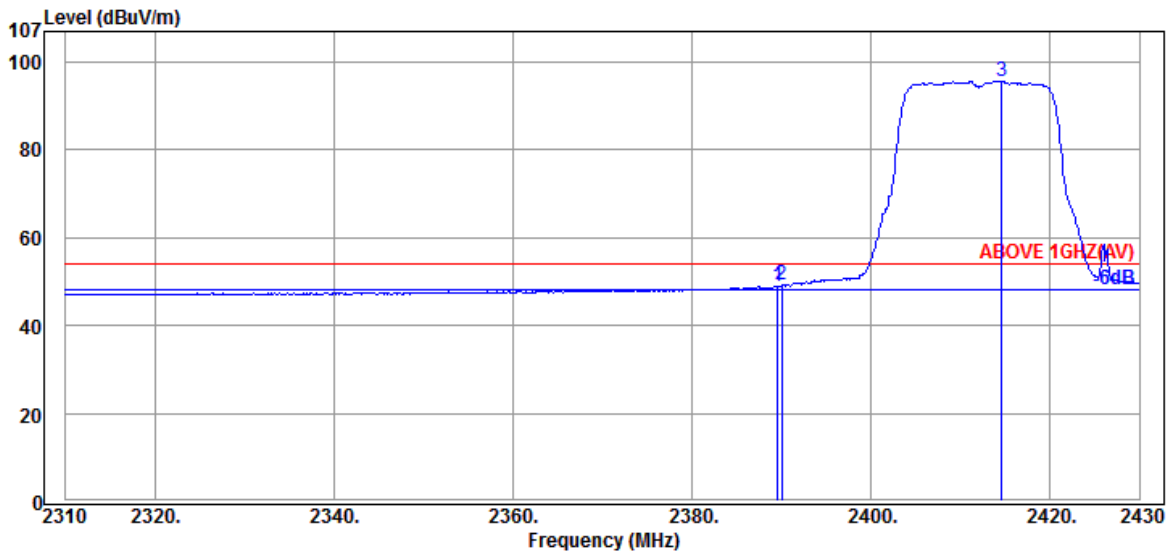
Emission Frequency (MHz)	Antenna Factor (dB/m)	Cable Loss (dB)	Meter Reading (dBμV)	Emission Level (dBμV/m)	Limits (dBμV/m)	Margin (dB)	Detector
2389.4400	28.28	5.24	13.67	47.19	54.00	6.81	Average
2390.0400	28.28	5.24	14.30	47.82	54.00	6.18	Average
2414.5200	28.31	5.26	64.81	98.38	---	---	Average

Mode	802.11g	Frequency	TX 2412MHz
------	---------	-----------	------------



Antenna at Vertical Polarization

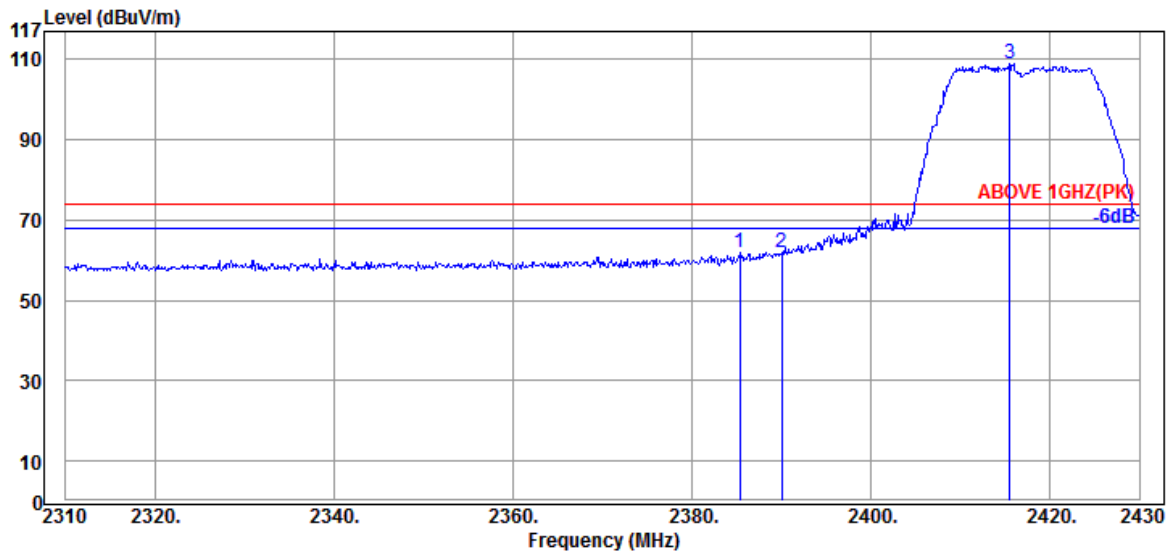
Emission Frequency (MHz)	Antenna Factor (dB/m)	Cable Loss (dB)	Meter Reading (dBμV)	Emission Level (dBμV/m)	Limits (dBμV/m)	Margin (dB)	Detector
2356.3200	28.24	5.21	27.89	61.34	74.00	12.66	Peak
2390.0400	28.28	5.24	26.97	60.49	74.00	13.51	Peak
2410.3200	28.30	5.26	71.26	104.82	---	---	Peak



Antenna at Vertical Polarization

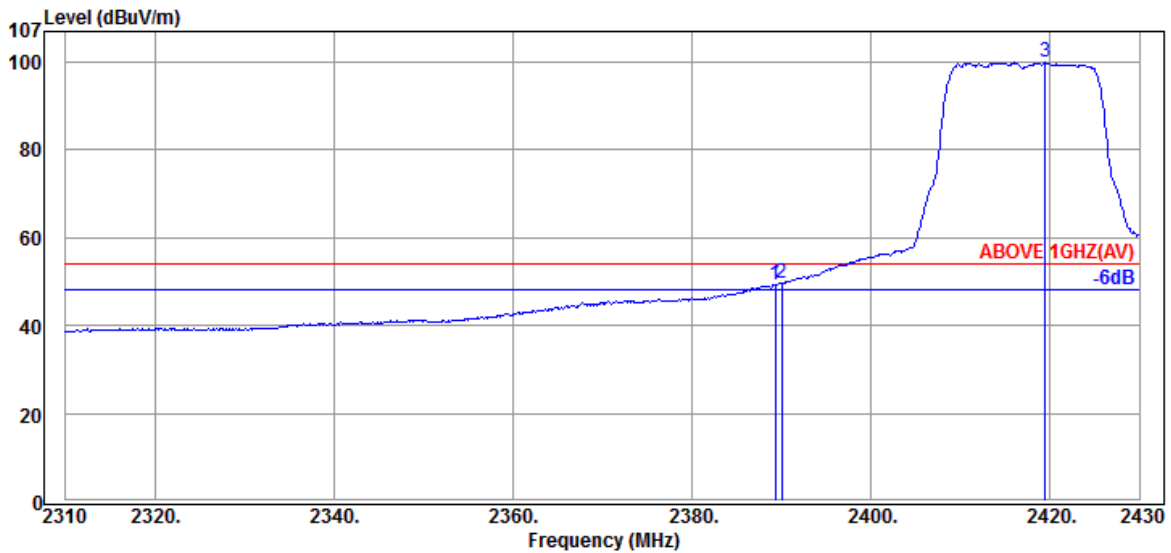
Emission Frequency (MHz)	Antenna Factor (dB/m)	Cable Loss (dB)	Meter Reading (dBμV)	Emission Level (dBμV/m)	Limits (dBμV/m)	Margin (dB)	Detector
2389.5600	28.28	5.24	15.32	48.84	54.00	5.16	Average
2390.0400	28.28	5.24	15.59	49.11	54.00	4.89	Average
2414.6400	28.31	5.26	62.02	95.59	---	---	Average

Mode	802.11g	Frequency	TX 2417MHz
------	---------	-----------	------------



Antenna at Horizontal Polarization

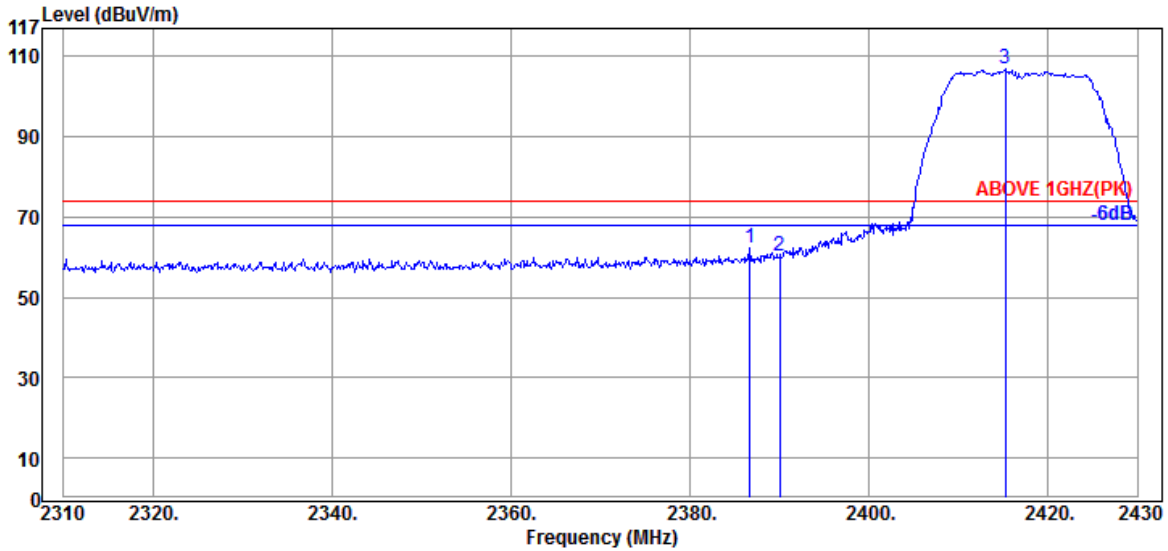
Emission Frequency (MHz)	Antenna Factor (dB/m)	Cable Loss (dB)	Meter Reading (dBμV)	Emission Level (dBμV/m)	Limits (dBμV/m)	Margin (dB)	Detector
2385.3600	28.28	5.23	28.44	61.95	74.00	12.05	Peak
2390.0400	28.28	5.24	28.28	61.80	74.00	12.20	Peak
2415.4800	28.31	5.26	75.53	109.10	---	---	Peak



Antenna at Horizontal Polarization

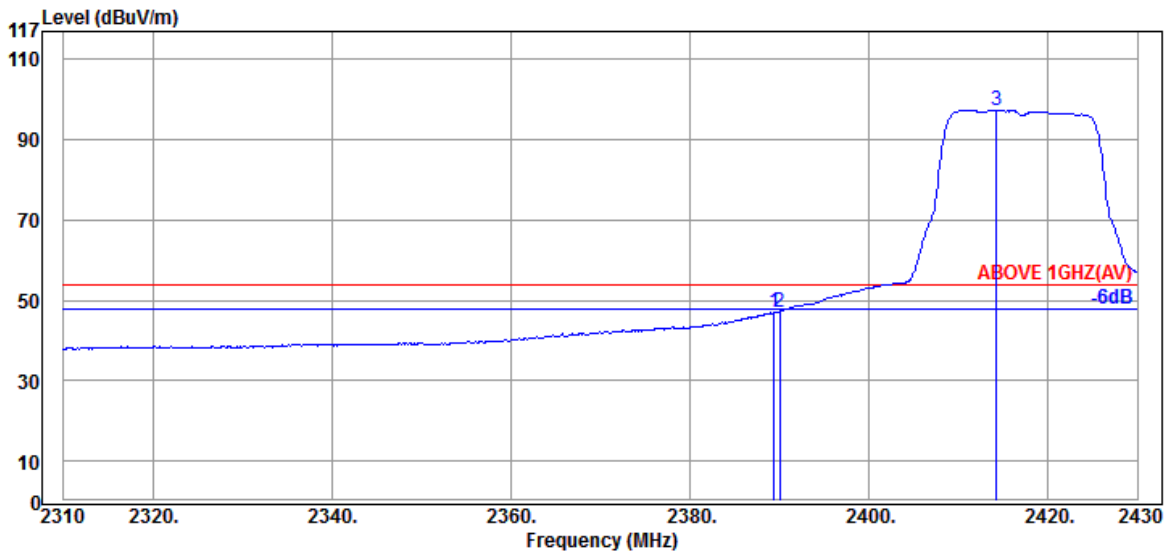
Emission Frequency (MHz)	Antenna Factor (dB/m)	Cable Loss (dB)	Meter Reading (dBμV)	Emission Level (dBμV/m)	Limits (dBμV/m)	Margin (dB)	Detector
2389.3200	28.28	5.24	15.91	49.43	54.00	4.57	Average
2390.0400	28.28	5.24	16.18	49.70	54.00	4.30	Average
2419.4400	28.31	5.26	66.32	99.89	---	---	Average

Mode	802.11g	Frequency	TX 2417MHz
------	---------	-----------	------------



Antenna at Vertical Polarization

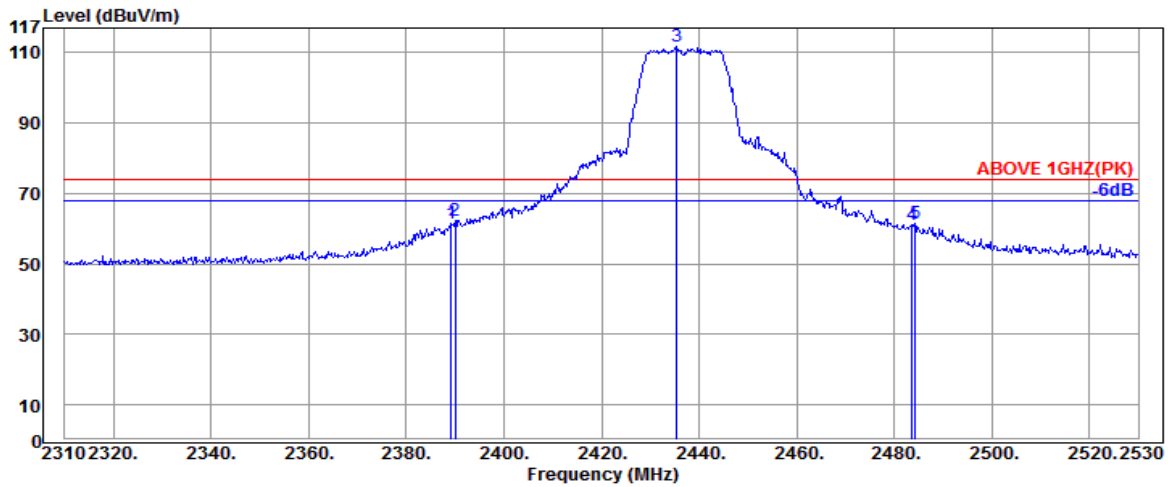
Emission Frequency (MHz)	Antenna Factor (dB/m)	Cable Loss (dB)	Meter Reading (dBμV)	Emission Level (dBμV/m)	Limits (dBμV/m)	Margin (dB)	Detector
2386.6800	28.28	5.23	28.79	62.30	74.00	11.70	Peak
2390.0400	28.28	5.24	26.66	60.18	74.00	13.82	Peak
2415.2400	28.31	5.26	73.20	106.77	---	---	Peak



Antenna at Vertical Polarization

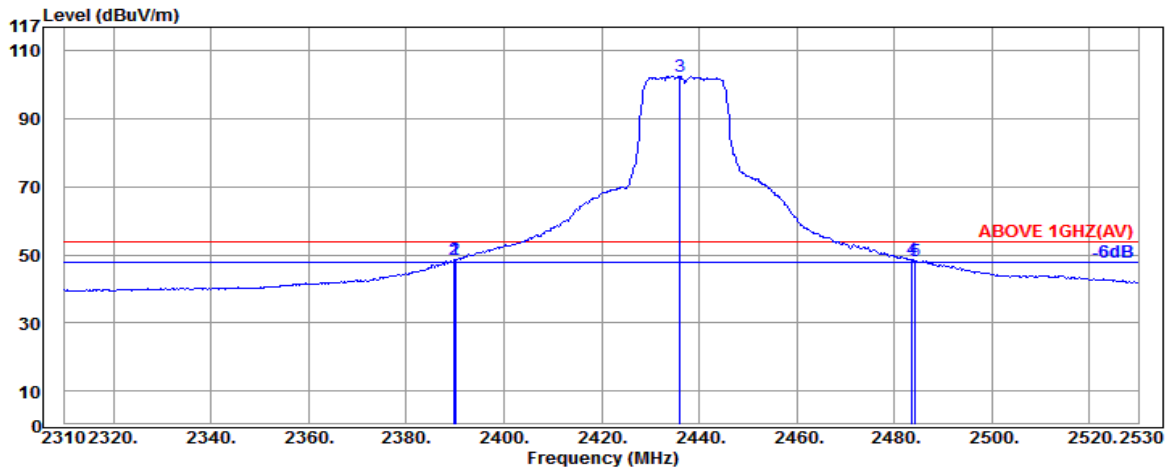
Emission Frequency (MHz)	Antenna Factor (dB/m)	Cable Loss (dB)	Meter Reading (dBμV)	Emission Level (dBμV/m)	Limits (dBμV/m)	Margin (dB)	Detector
2389.4400	28.28	5.24	13.49	47.01	54.00	6.99	Average
2390.0400	28.28	5.24	13.64	47.16	54.00	6.84	Average
2414.2800	28.31	5.26	63.88	97.45	---	---	Average

Mode	802.11g	Frequency	TX 2437MHz
------	---------	-----------	------------



Antenna at Horizontal Polarization

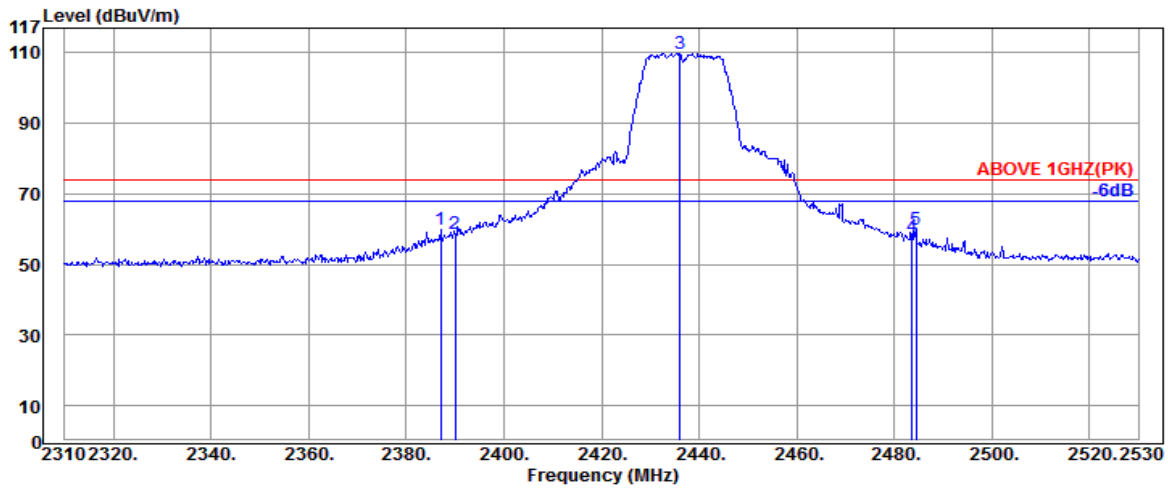
Emission Frequency (MHz)	Antenna Factor (dB/m)	Cable Loss (dB)	Meter Reading (dBμV)	Emission Level (dBμV/m)	Limits (dBμV/m)	Margin (dB)	Detector
2389.20	28.28	6.21	27.14	61.63	74.00	12.37	Peak
2390.08	28.28	6.21	27.84	62.33	74.00	11.67	Peak
2435.40	28.33	6.33	77.01	111.67	---	---	Peak
2483.58	28.38	6.48	26.21	61.07	74.00	12.93	Peak
2484.24	28.38	6.48	26.81	61.67	74.00	12.33	Peak



Antenna at Horizontal Polarization

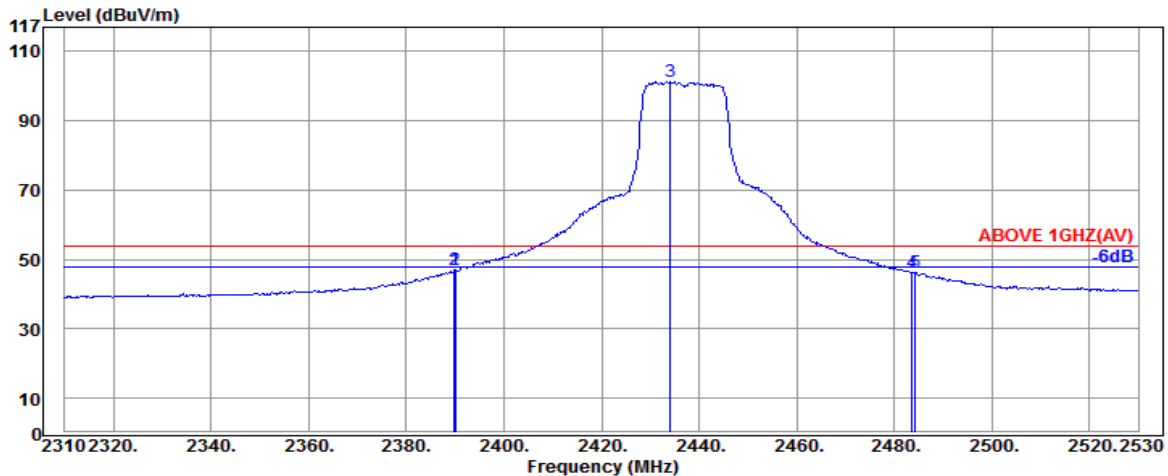
Emission Frequency (MHz)	Antenna Factor (dB/m)	Cable Loss (dB)	Meter Reading (dBμV)	Emission Level (dBμV/m)	Limits (dBμV/m)	Margin (dB)	Detector
2389.86	28.28	6.21	13.99	48.48	54.00	5.52	Average
2390.08	28.28	6.21	14.10	48.59	54.00	5.41	Average
2436.06	28.33	6.33	67.89	102.55	---	---	Average
2483.58	28.38	6.48	13.60	48.46	54.00	5.54	Average
2484.24	28.38	6.48	13.57	48.43	54.00	5.57	Average

Mode	802.11g	Frequency	TX 2437MHz
------	---------	-----------	------------



Antenna at Vertical Polarization

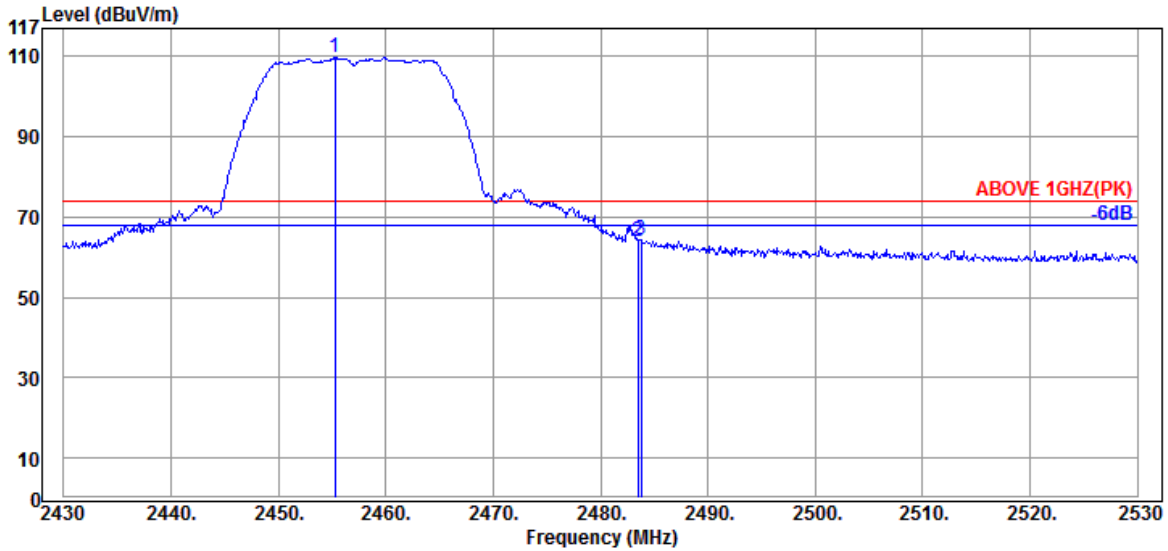
Emission Frequency (MHz)	Antenna Factor (dB/m)	Cable Loss (dB)	Meter Reading (dBμV)	Emission Level (dBUV/m)	Limits (dBUV/m)	Margin (dB)	Detector
2387.00	28.28	6.18	25.25	59.71	74.00	14.29	Peak
2390.08	28.28	6.21	24.02	58.51	74.00	15.49	Peak
2436.06	28.33	6.33	75.26	109.92	---	---	Peak
2483.58	28.38	6.48	23.19	58.05	74.00	15.95	Peak
2484.46	28.38	6.48	25.02	59.88	74.00	14.12	Peak



Antenna at Vertical Polarization

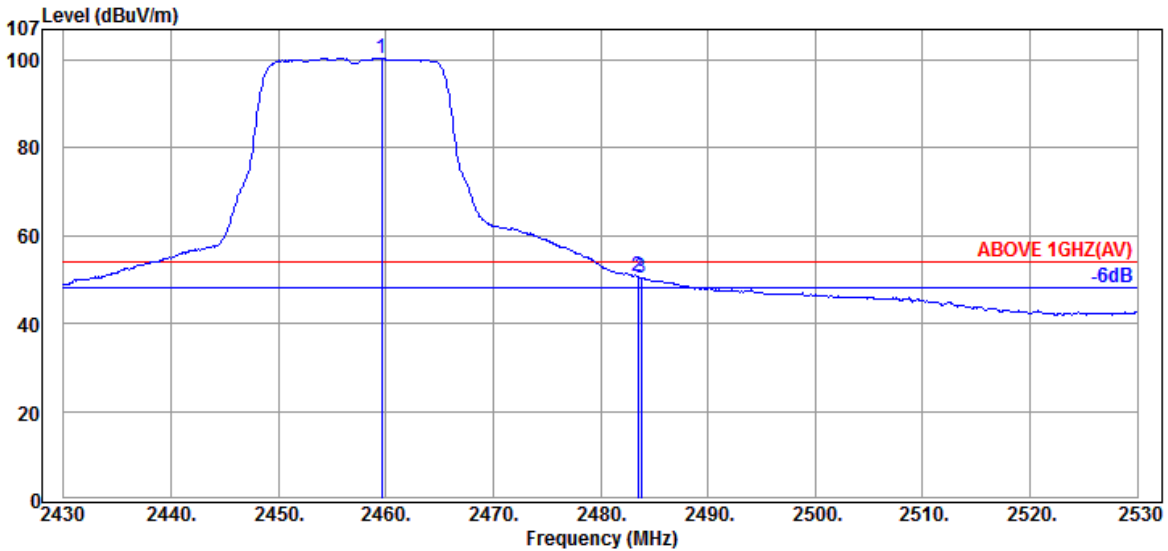
Emission Frequency (MHz)	Antenna Factor (dB/m)	Cable Loss (dB)	Meter Reading (dBμV)	Emission Level (dBUV/m)	Limits (dBUV/m)	Margin (dB)	Detector
2389.86	28.28	6.21	12.53	47.02	54.00	6.98	Average
2390.08	28.28	6.21	12.59	47.08	54.00	6.92	Average
2434.08	28.33	6.33	66.53	101.19	---	---	Average
2483.58	28.38	6.48	11.40	46.26	54.00	7.74	Average
2484.24	28.38	6.48	11.39	46.25	54.00	7.75	Average

Mode	802.11g	Frequency	TX 2452MHz
------	---------	-----------	------------



Antenna at Horizontal Polarization

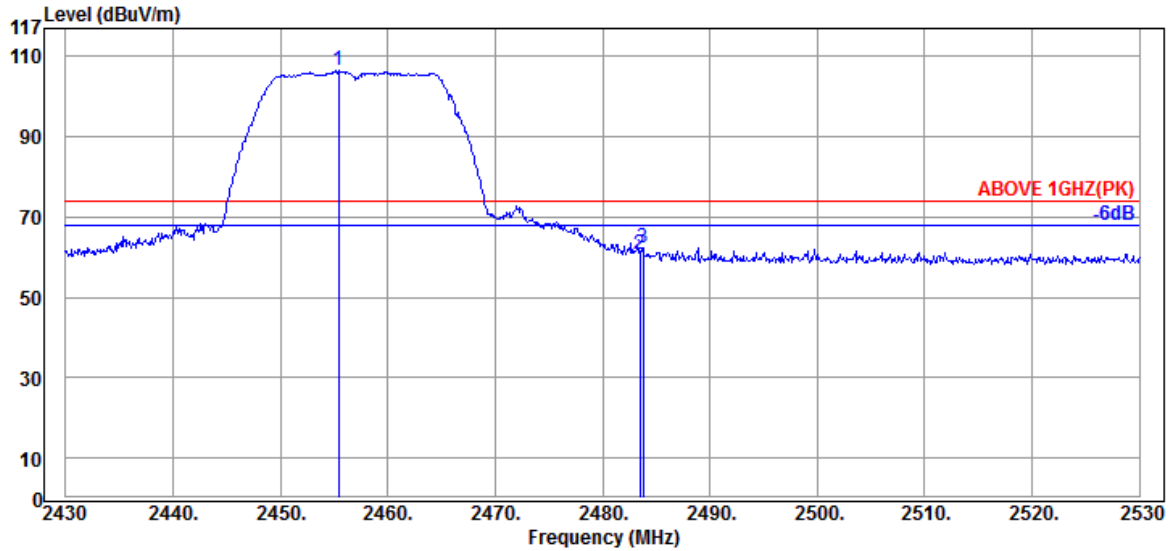
Emission Frequency (MHz)	Antenna Factor (dB/m)	Cable Loss (dB)	Meter Reading (dBμV)	Emission Level (dBUV/m)	Limits (dBUV/m)	Margin (dB)	Detector
2455.3000	28.35	5.29	76.15	109.79	---	---	Peak
2483.5000	28.38	5.31	30.17	63.86	74.00	10.14	Peak
2483.8000	28.38	5.31	30.65	64.34	74.00	9.66	Peak



Antenna at Horizontal Polarization

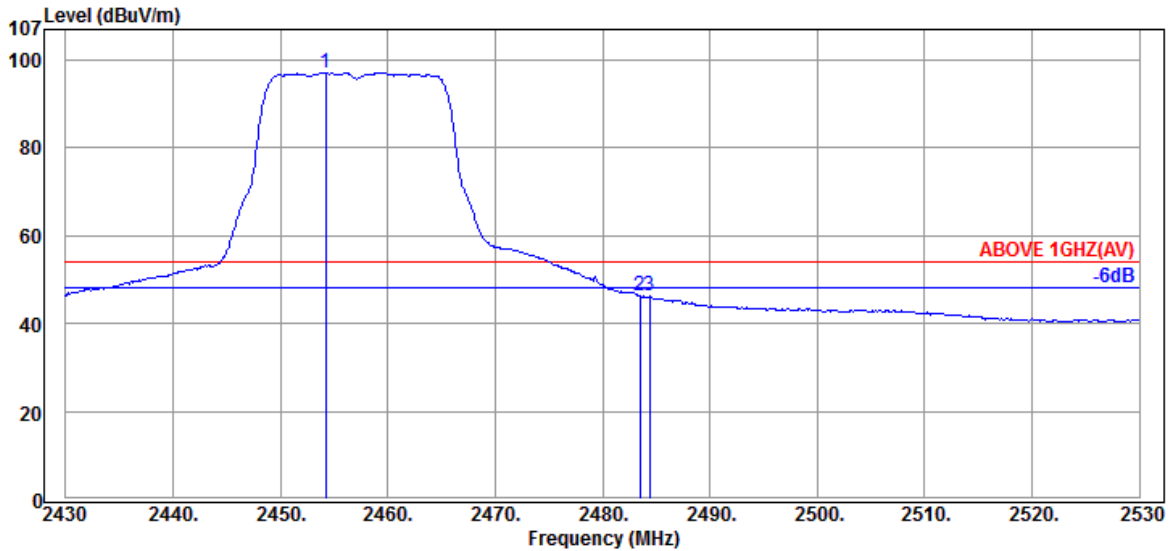
Emission Frequency (MHz)	Antenna Factor (dB/m)	Cable Loss (dB)	Meter Reading (dBμV)	Emission Level (dBUV/m)	Limits (dBUV/m)	Margin (dB)	Detector
2459.6000	28.35	5.29	66.92	100.56	---	---	Average
2483.5000	28.38	5.31	16.92	50.61	54.00	3.39	Average
2483.8000	28.38	5.31	16.74	50.43	54.00	3.57	Average

Mode	802.11g	Frequency	TX 2452MHz
------	---------	-----------	------------



Antenna at Vertical Polarization

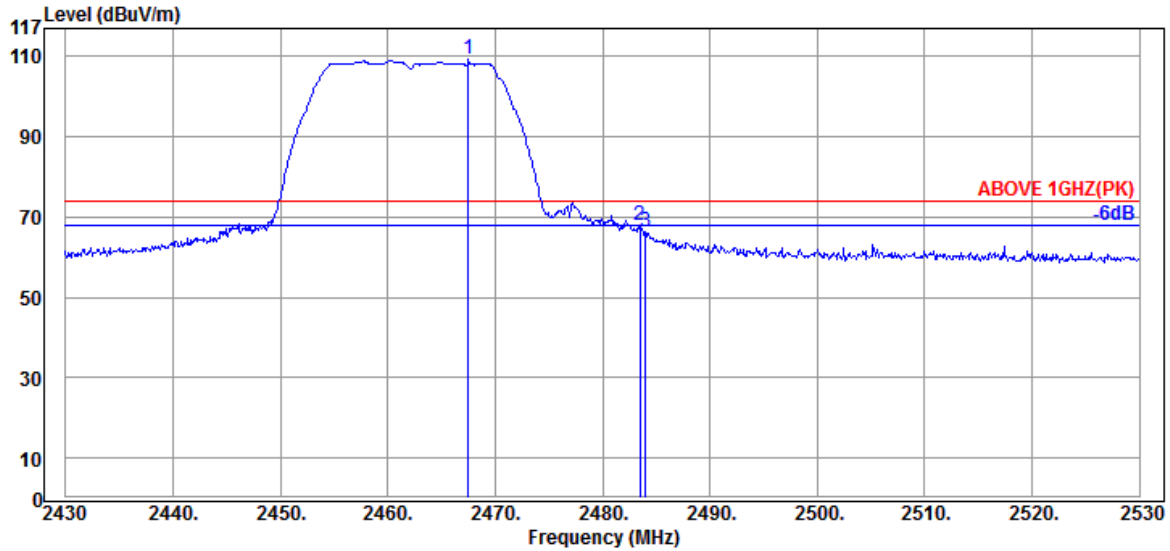
Emission Frequency (MHz)	Antenna Factor (dB/m)	Cable Loss (dB)	Meter Reading (dBμV)	Emission Level (dBμV/m)	Limits (dBμV/m)	Margin (dB)	Detector
2455.4000	28.35	5.29	72.78	106.42	---	---	Peak
2483.5000	28.38	5.31	27.05	60.74	74.00	13.26	Peak
2483.8000	28.38	5.31	28.56	62.25	74.00	11.75	Peak



Antenna at Vertical Polarization

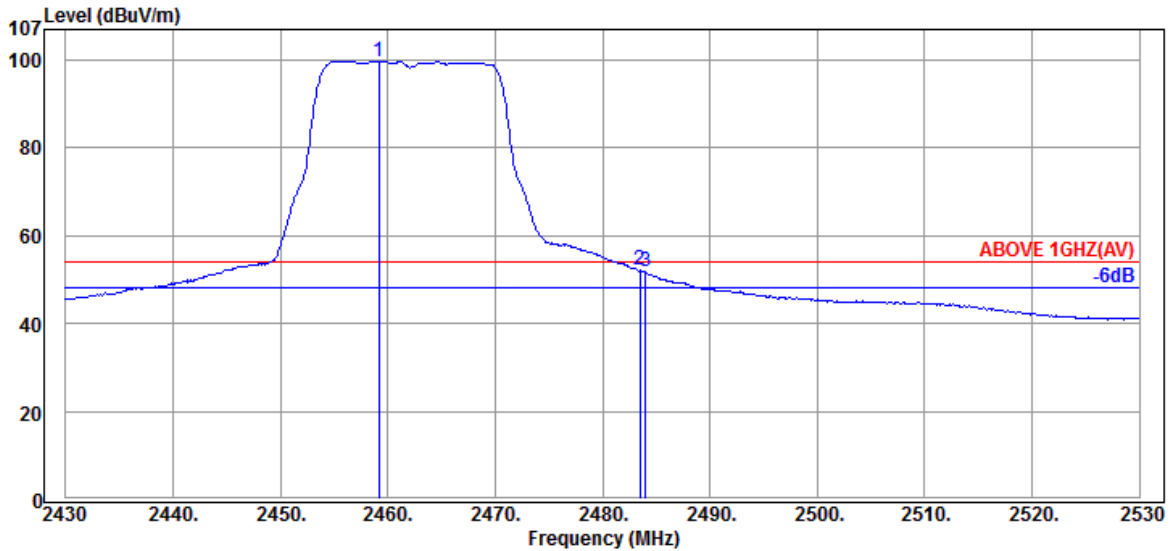
Emission Frequency (MHz)	Antenna Factor (dB/m)	Cable Loss (dB)	Meter Reading (dBμV)	Emission Level (dBμV/m)	Limits (dBμV/m)	Margin (dB)	Detector
2454.2000	28.35	5.29	63.51	97.15	---	---	Average
2483.5000	28.38	5.31	12.68	46.37	54.00	7.63	Average
2484.4000	28.38	5.31	12.60	46.29	54.00	7.71	Average

Mode	802.11g	Frequency	TX 2462MHz
------	---------	-----------	------------



Antenna at Horizontal Polarization

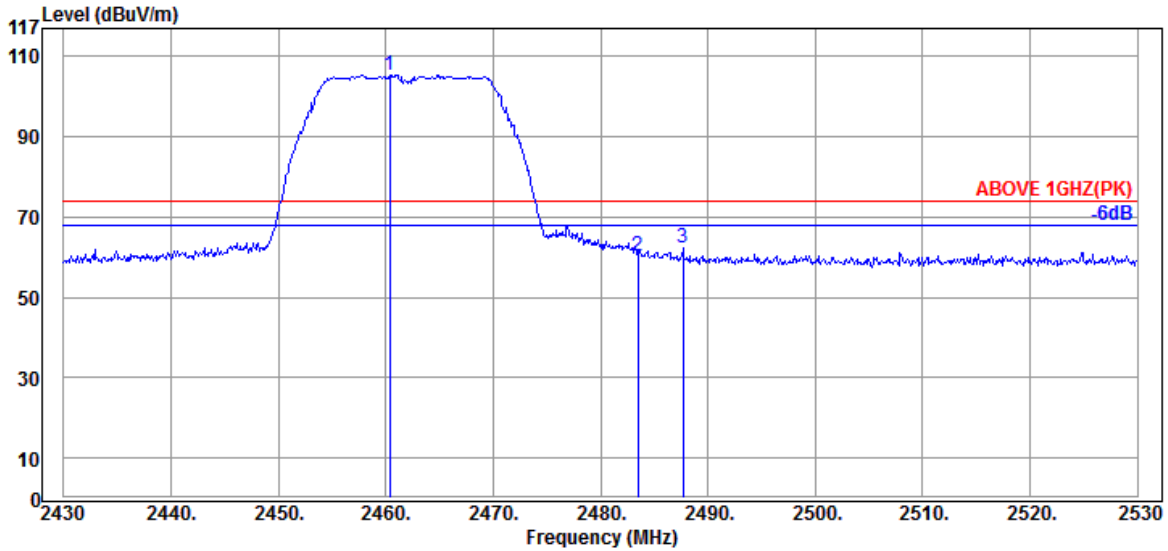
Emission Frequency (MHz)	Antenna Factor (dB/m)	Cable Loss (dB)	Meter Reading (dBμV)	Emission Level (dBμV/m)	Limits (dBμV/m)	Margin (dB)	Detector
2467.5000	28.36	5.29	75.57	109.22	---	---	Peak
2483.5000	28.38	5.31	34.07	67.76	74.00	6.24	Peak
2484.0000	28.38	5.31	32.83	66.52	74.00	7.48	Peak



Antenna at Horizontal Polarization

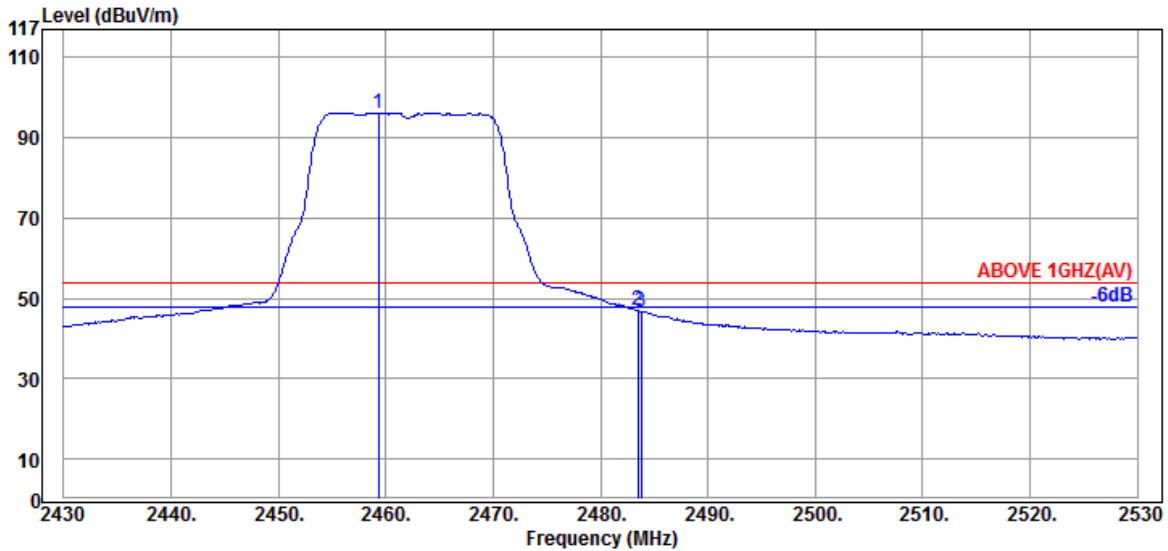
Emission Frequency (MHz)	Antenna Factor (dB/m)	Cable Loss (dB)	Meter Reading (dBμV)	Emission Level (dBμV/m)	Limits (dBμV/m)	Margin (dB)	Detector
2459.2000	28.35	5.29	66.15	99.79	---	---	Average
2483.5000	28.38	5.31	18.36	52.05	54.00	1.95	Average
2484.0000	28.38	5.31	18.09	51.78	54.00	2.22	Average

Mode	802.11g	Frequency	TX 2462MHz
------	---------	-----------	------------



Antenna at Vertical Polarization

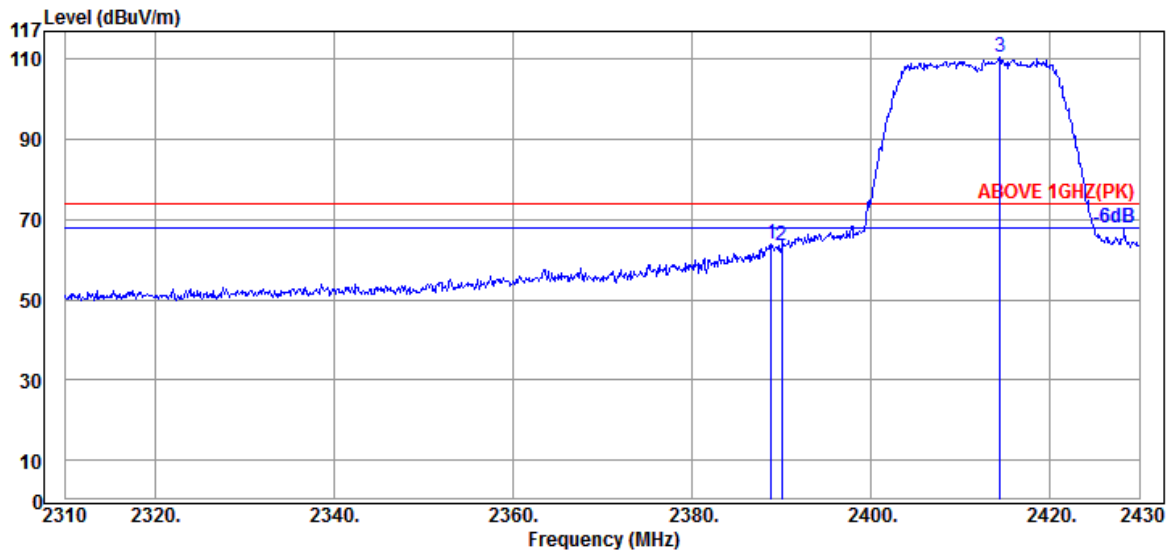
Emission Frequency (MHz)	Antenna Factor (dB/m)	Cable Loss (dB)	Meter Reading (dBμV)	Emission Level (dBμV/m)	Limits (dBμV/m)	Margin (dB)	Detector
2460.4000	28.35	5.29	71.86	105.50	---	---	Peak
2483.5000	28.38	5.31	26.82	60.51	74.00	13.49	Peak
2487.7000	28.38	5.31	28.70	62.39	74.00	11.61	Peak



Antenna at Vertical Polarization

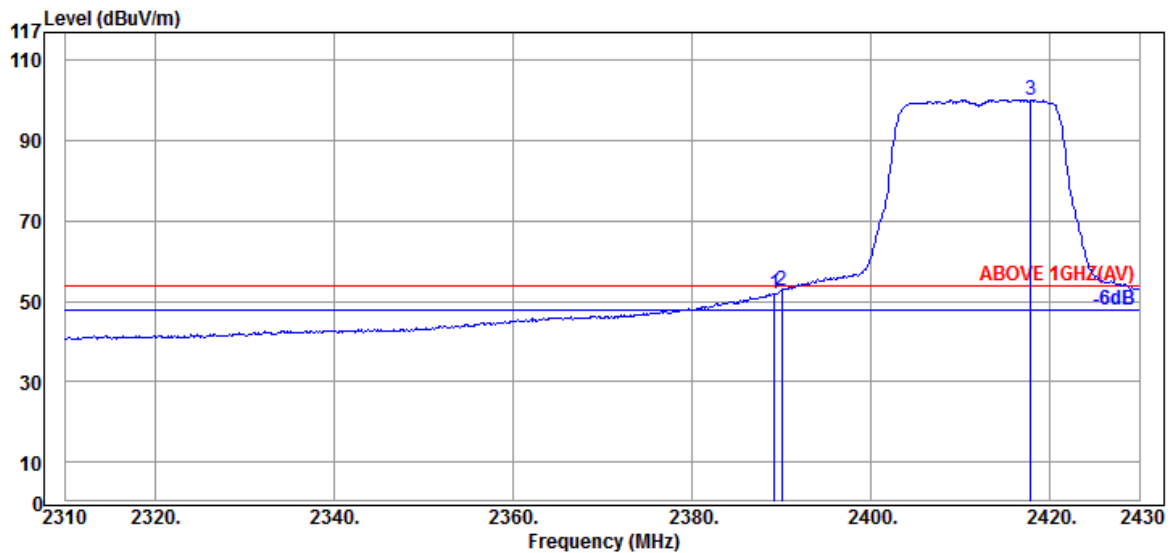
Emission Frequency (MHz)	Antenna Factor (dB/m)	Cable Loss (dB)	Meter Reading (dBμV)	Emission Level (dBμV/m)	Limits (dBμV/m)	Margin (dB)	Detector
2459.3000	28.35	5.29	62.63	96.27	---	---	Average
2483.5000	28.38	5.31	13.39	47.08	54.00	6.92	Average
2483.8000	28.38	5.31	13.10	46.79	54.00	7.21	Average

Mode	802.11n-HT20	Frequency	TX 2412MHz
------	--------------	-----------	------------



Antenna at Horizontal Polarization

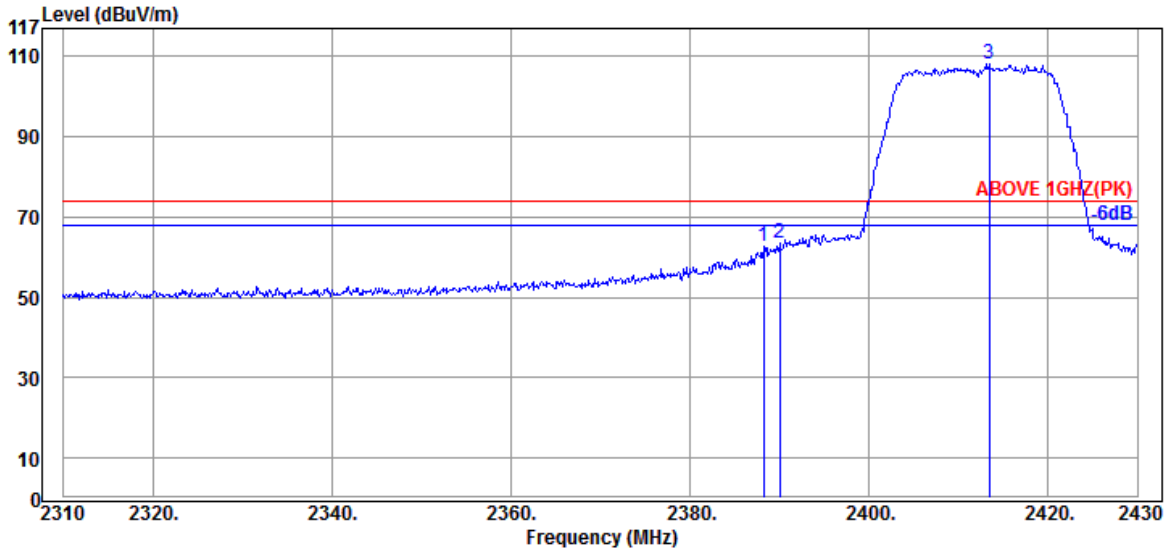
Emission Frequency (MHz)	Antenna Factor (dB/m)	Cable Loss (dB)	Meter Reading (dBμV)	Emission Level (dBμV/m)	Limits (dBμV/m)	Margin (dB)	Detector
2388.8400	28.28	5.24	30.25	63.77	74.00	10.23	Peak
2390.0400	28.28	5.24	30.06	63.58	74.00	10.42	Peak
2414.4000	28.31	5.26	76.85	110.42	---	---	Peak



Antenna at Horizontal Polarization

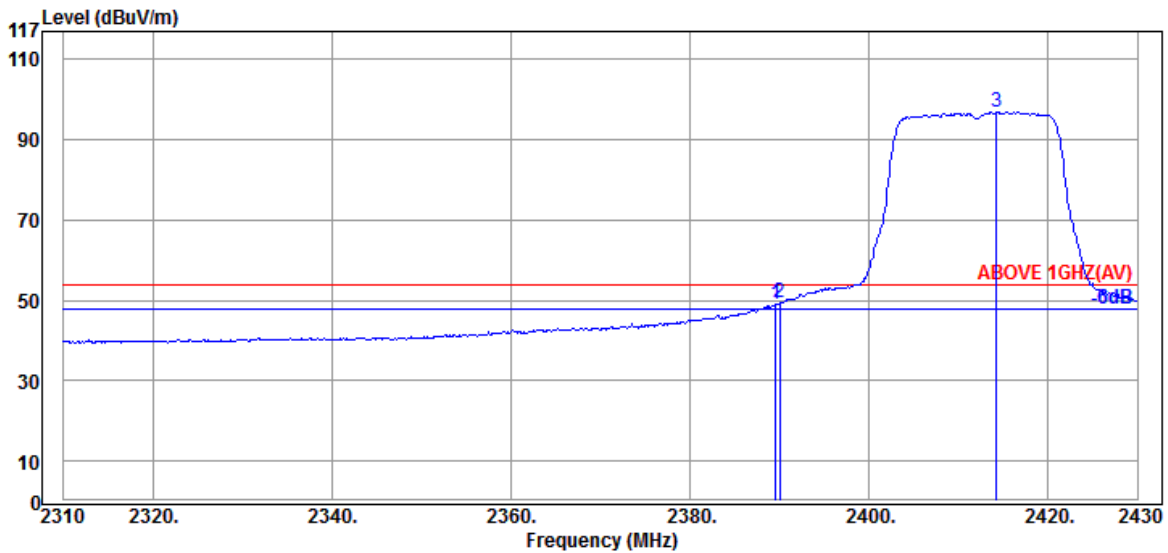
Emission Frequency (MHz)	Antenna Factor (dB/m)	Cable Loss (dB)	Meter Reading (dBμV)	Emission Level (dBμV/m)	Limits (dBμV/m)	Margin (dB)	Detector
2389.2000	28.28	5.24	18.53	52.05	54.00	1.95	Average
2390.0400	28.28	5.24	19.29	52.81	54.00	1.19	Average
2417.8800	28.31	5.26	66.64	100.21	---	---	Average

Mode	802.11n-HT20	Frequency	TX 2412MHz
------	--------------	-----------	------------



Antenna at Vertical Polarization

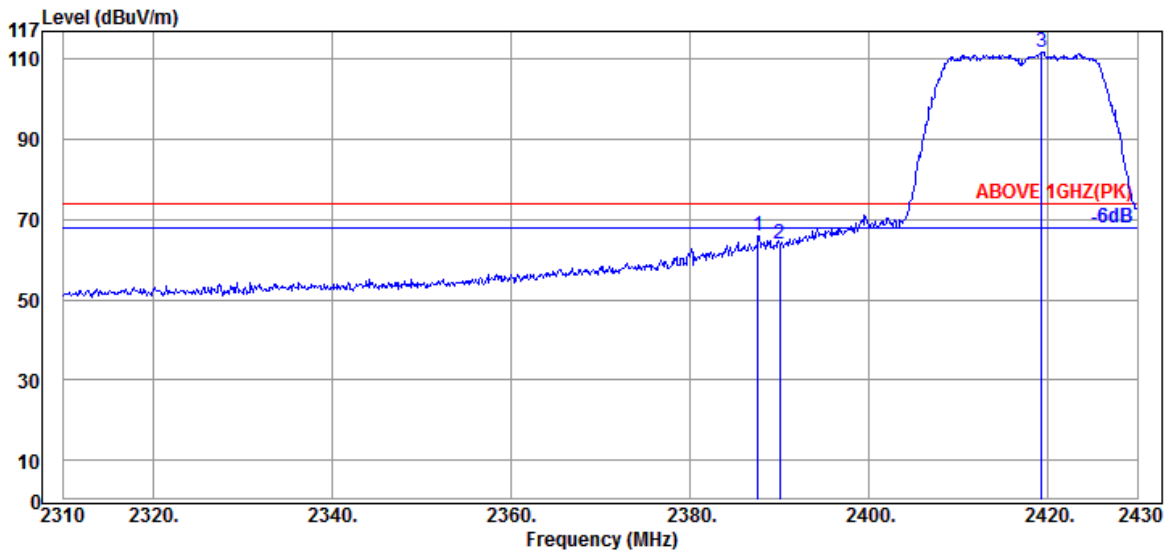
Emission Frequency (MHz)	Antenna Factor (dB/m)	Cable Loss (dB)	Meter Reading (dBμV)	Emission Level (dBμV/m)	Limits (dBμV/m)	Margin (dB)	Detector
2388.2400	28.28	5.24	29.40	62.92	74.00	11.08	Peak
2390.0400	28.28	5.24	29.93	63.45	74.00	10.55	Peak
2413.4400	28.31	5.26	74.58	108.15	---	---	Peak



Antenna at Vertical Polarization

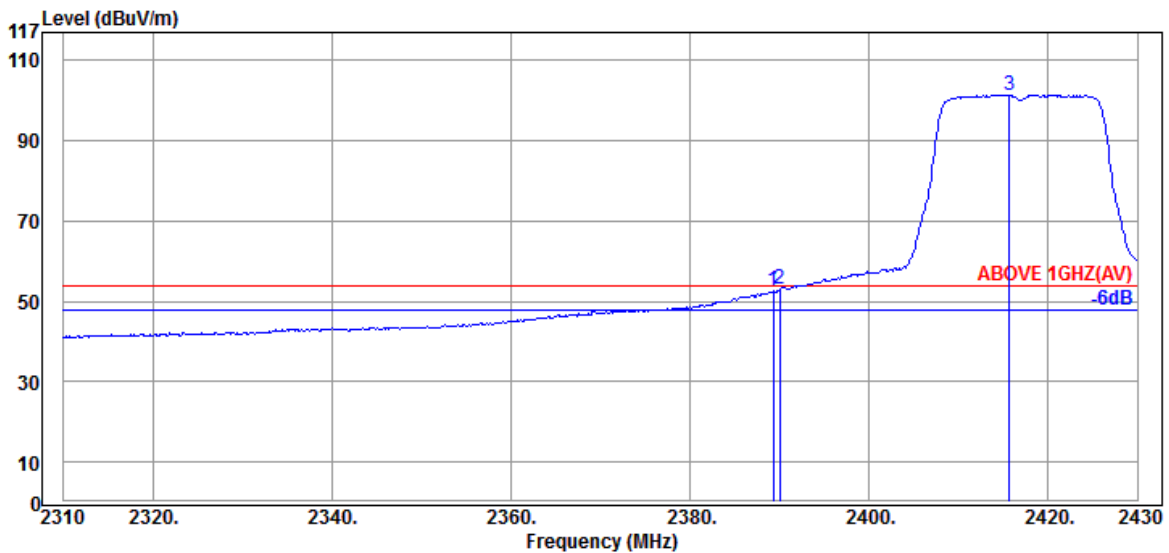
Emission Frequency (MHz)	Antenna Factor (dB/m)	Cable Loss (dB)	Meter Reading (dBμV)	Emission Level (dBμV/m)	Limits (dBμV/m)	Margin (dB)	Detector
2389.5600	28.28	5.24	15.47	48.99	54.00	5.01	Average
2390.0400	28.28	5.24	15.79	49.31	54.00	4.69	Average
2414.2800	28.31	5.26	63.39	96.96	---	---	Average

Mode	802.11n-HT20	Frequency	TX 2417MHz
------	--------------	-----------	------------



Antenna at Horizontal Polarization

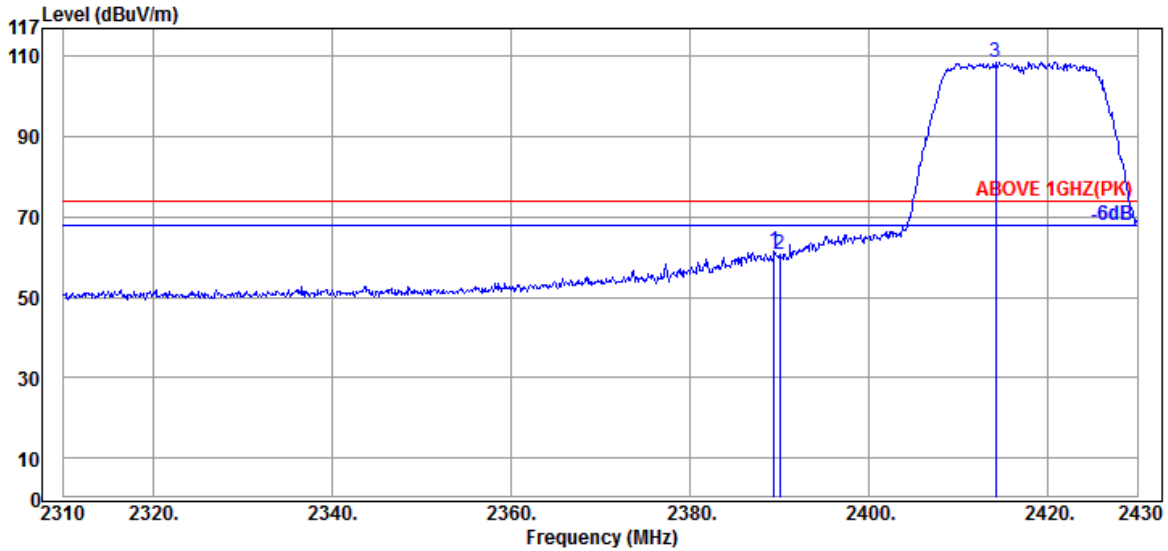
Emission Frequency (MHz)	Antenna Factor (dB/m)	Cable Loss (dB)	Meter Reading (dBμV)	Emission Level (dBμV/m)	Limits (dBμV/m)	Margin (dB)	Detector
2387.6400	28.28	5.24	32.57	66.09	74.00	7.91	Peak
2390.0400	28.28	5.24	30.24	63.76	74.00	10.24	Peak
2419.3200	28.31	5.26	78.18	111.75	---	---	Peak



Antenna at Horizontal Polarization

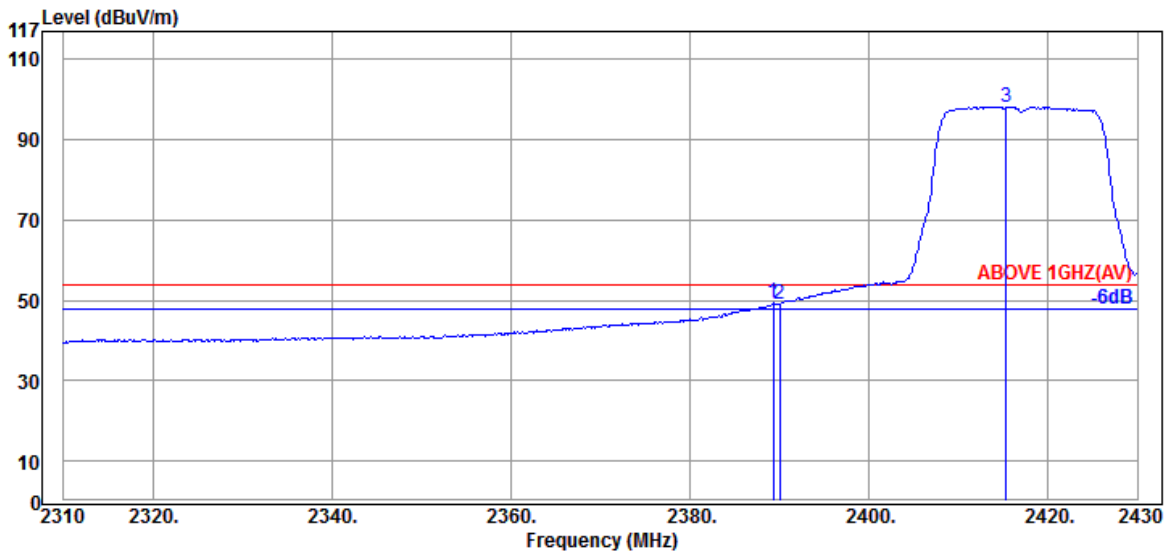
Emission Frequency (MHz)	Antenna Factor (dB/m)	Cable Loss (dB)	Meter Reading (dBμV)	Emission Level (dBμV/m)	Limits (dBμV/m)	Margin (dB)	Detector
2389.3200	28.28	5.24	19.11	52.63	54.00	1.37	Average
2390.0400	28.28	5.24	19.42	52.94	54.00	1.06	Average
2415.7200	28.31	5.26	67.95	101.52	---	---	Average

Mode	802.11n-HT20	Frequency	TX 2417MHz
------	--------------	-----------	------------



Antenna at Vertical Polarization

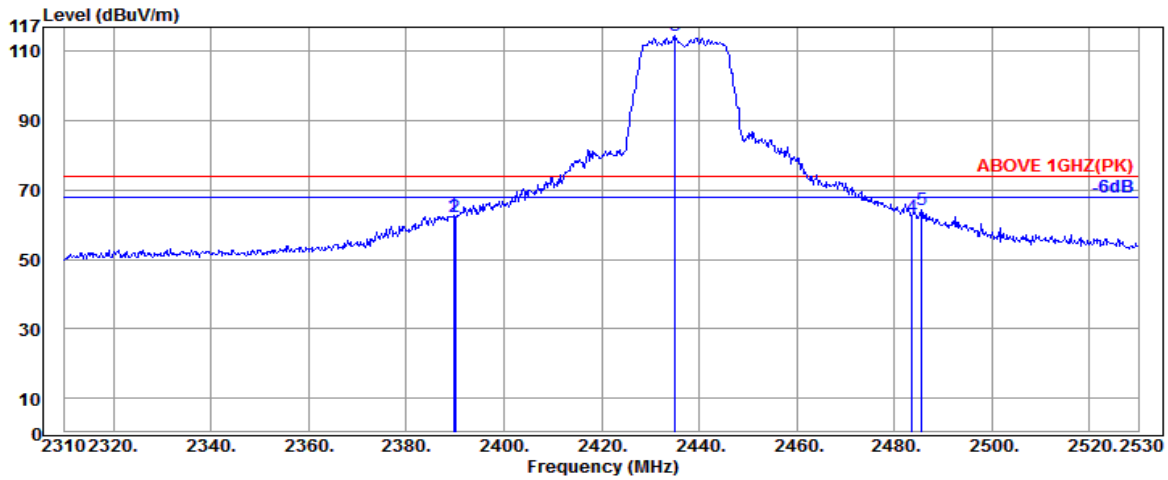
Emission Frequency (MHz)	Antenna Factor (dB/m)	Cable Loss (dB)	Meter Reading (dBμV)	Emission Level (dBμV/m)	Limits (dBμV/m)	Margin (dB)	Detector
2389.4400	28.28	5.24	27.94	61.46	74.00	12.54	Peak
2390.0400	28.28	5.24	27.19	60.71	74.00	13.29	Peak
2414.1600	28.31	5.26	75.13	108.70	---	---	Peak



Antenna at Vertical Polarization

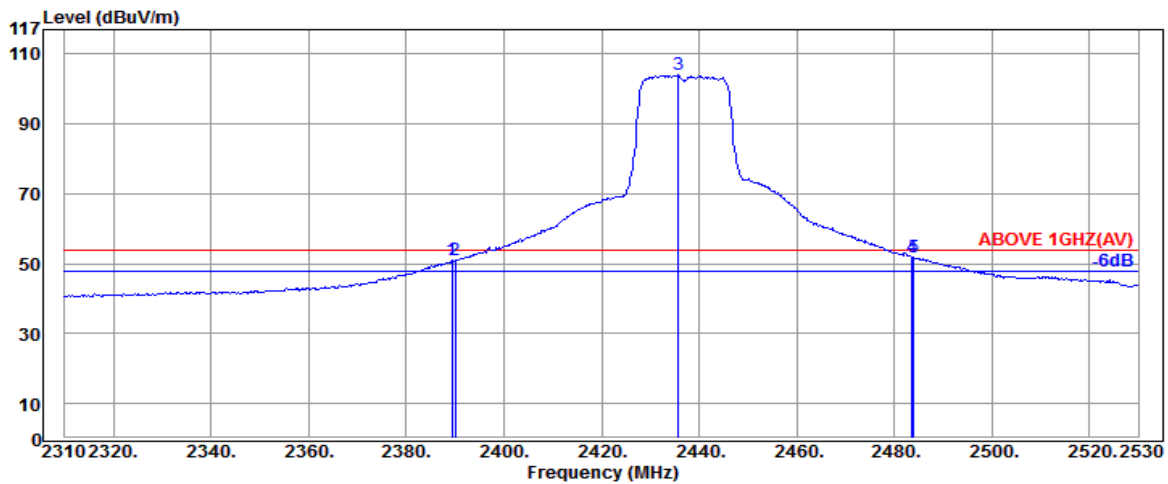
Emission Frequency (MHz)	Antenna Factor (dB/m)	Cable Loss (dB)	Meter Reading (dBμV)	Emission Level (dBμV/m)	Limits (dBμV/m)	Margin (dB)	Detector
2389.3200	28.28	5.24	15.81	49.33	54.00	4.67	Average
2390.0400	28.28	5.24	15.65	49.17	54.00	4.83	Average
2415.3600	28.31	5.26	64.72	98.29	---	---	Average

Mode	802.11n-HT20	Frequency	TX 2437MHz
------	--------------	-----------	------------



Antenna at Horizontal Polarization

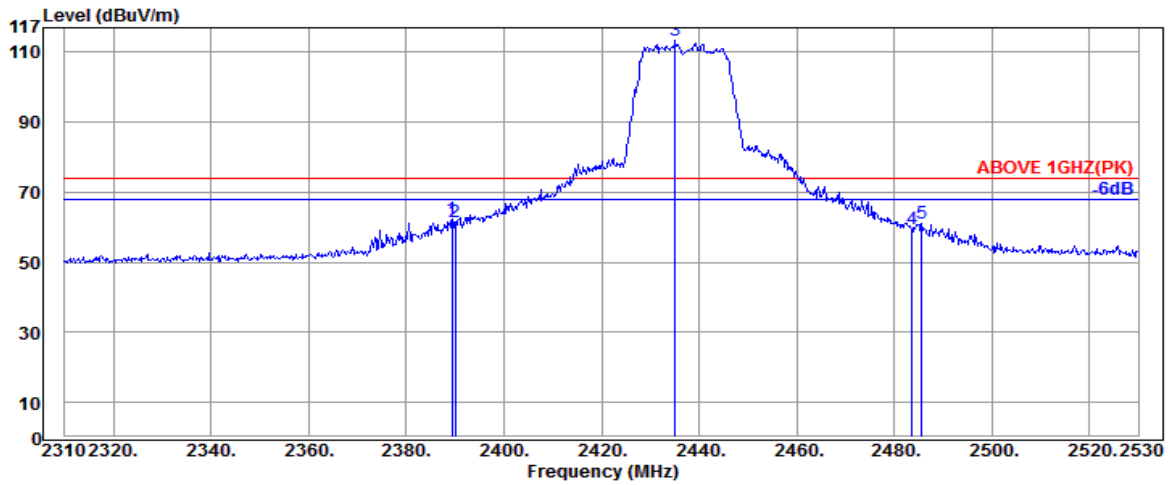
Emission Frequency (MHz)	Antenna Factor (dB/m)	Cable Loss (dB)	Meter Reading (dBμV)	Emission Level (dBUV/m)	Limits (dBμV/m)	Margin (dB)	Detector
2389.64	28.28	6.21	28.28	62.77	74.00	11.23	Peak
2390.08	28.28	6.21	27.63	62.12	74.00	11.88	Peak
2435.18	28.33	6.33	79.96	114.62	---	---	Peak
2483.58	28.38	6.48	27.44	62.30	74.00	11.70	Peak
2485.56	28.38	6.48	29.33	64.19	74.00	9.81	Peak



Antenna at Horizontal Polarization

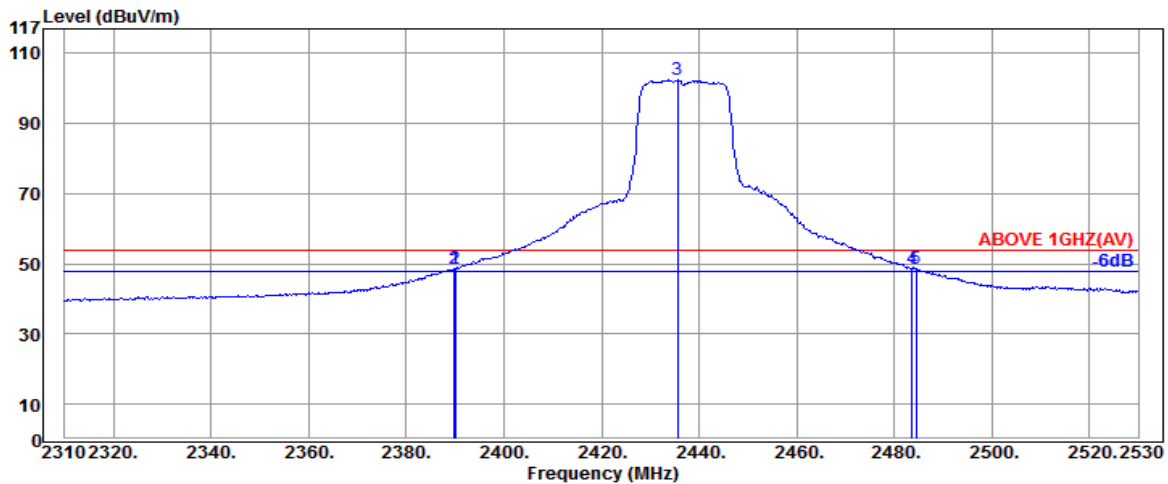
Emission Frequency (MHz)	Antenna Factor (dB/m)	Cable Loss (dB)	Meter Reading (dBμV)	Emission Level (dBUV/m)	Limits (dBμV/m)	Margin (dB)	Detector
2389.42	28.28	6.21	16.53	51.02	54.00	2.98	Average
2390.08	28.28	6.21	16.57	51.06	54.00	2.94	Average
2435.84	28.33	6.33	69.42	104.08	---	---	Average
2483.58	28.38	6.48	17.12	51.98	54.00	2.02	Average
2484.02	28.38	6.48	17.05	51.91	54.00	2.09	Average

Mode	802.11n-HT20	Frequency	TX 2437MHz
------	--------------	-----------	------------



Antenna at Vertical Polarization

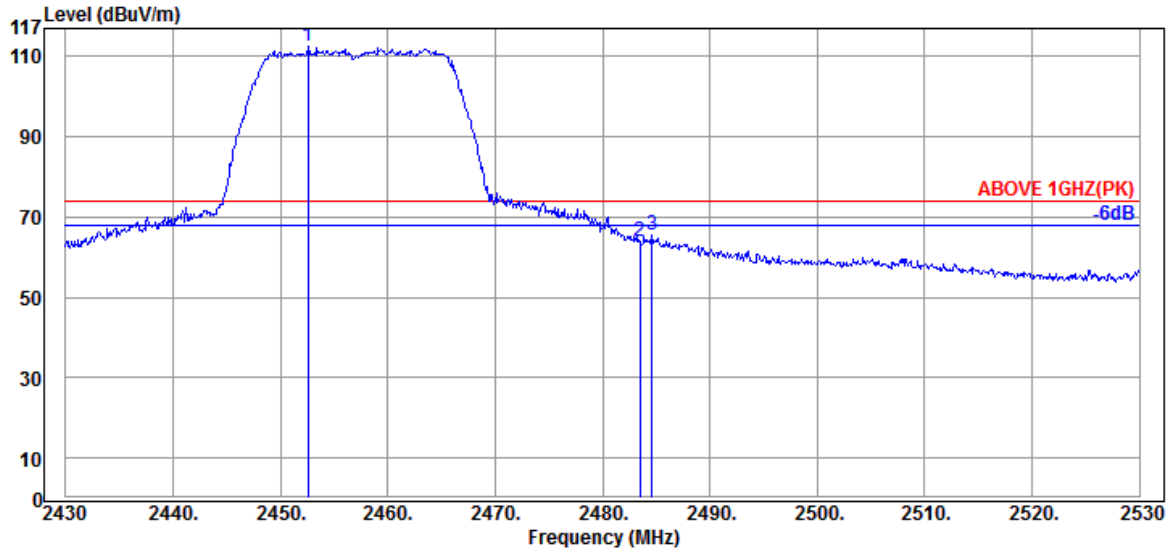
Emission Frequency (MHz)	Antenna Factor (dB/m)	Cable Loss (dB)	Meter Reading (dBμV)	Emission Level (dBμV/m)	Limits (dBμV/m)	Margin (dB)	Detector
2389.42	28.28	6.21	27.64	62.13	74.00	11.87	Peak
2390.08	28.28	6.21	27.01	61.50	74.00	12.50	Peak
2435.18	28.33	6.33	78.80	113.46	---	---	Peak
2483.58	28.38	6.48	24.45	59.31	74.00	14.69	Peak
2485.56	28.38	6.48	26.39	61.25	74.00	12.75	Peak



Antenna at Vertical Polarization

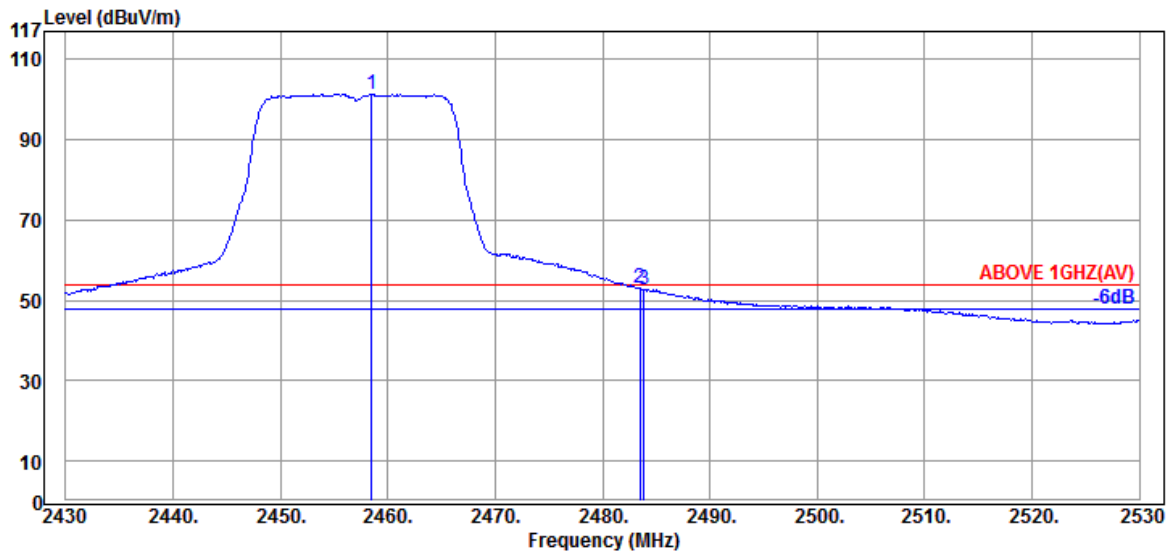
Emission Frequency (MHz)	Antenna Factor (dB/m)	Cable Loss (dB)	Meter Reading (dBμV)	Emission Level (dBμV/m)	Limits (dBμV/m)	Margin (dB)	Detector
2389.86	28.28	6.21	14.15	48.64	54.00	5.36	Average
2390.08	28.28	6.21	14.23	48.72	54.00	5.28	Average
2435.62	28.33	6.33	67.68	102.34	---	---	Average
2483.58	28.38	6.48	13.84	48.70	54.00	5.30	Average
2484.46	28.38	6.48	13.77	48.63	54.00	5.37	Average

Mode	802.11n-HT20	Frequency	TX 2457MHz
------	--------------	-----------	------------



Antenna at Horizontal Polarization

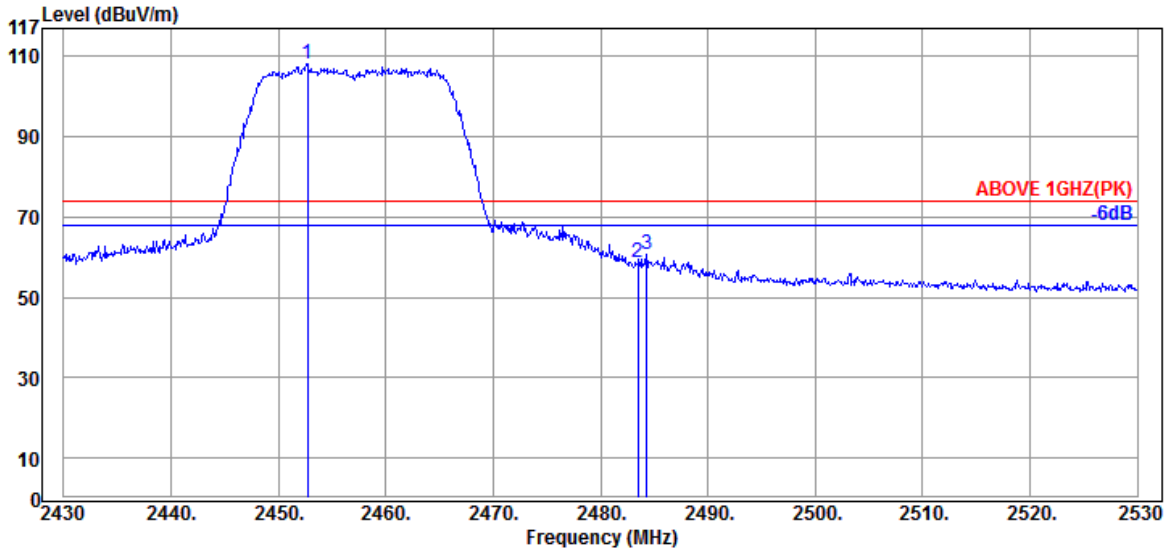
Emission Frequency (MHz)	Antenna Factor (dB/m)	Cable Loss (dB)	Meter Reading (dBμV)	Emission Level (dBμV/m)	Limits (dBμV/m)	Margin (dB)	Detector
2452.6000	28.35	5.28	78.76	112.39	---	---	Peak
2483.5000	28.38	5.31	30.24	63.93	74.00	10.07	Peak
2484.6000	28.38	5.31	31.90	65.59	74.00	8.41	Peak



Antenna at Horizontal Polarization

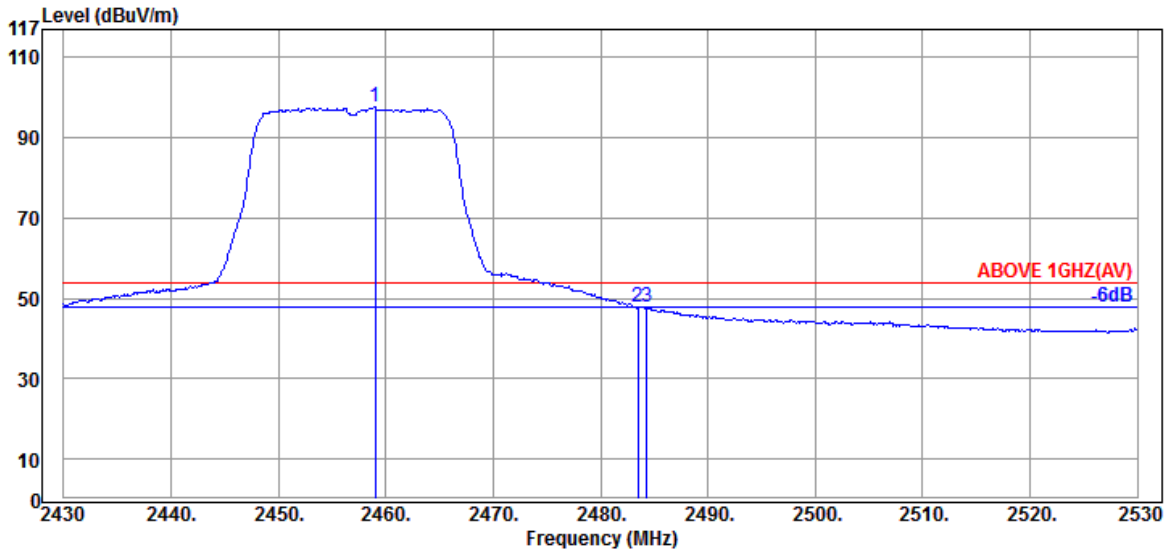
Emission Frequency (MHz)	Antenna Factor (dB/m)	Cable Loss (dB)	Meter Reading (dBμV)	Emission Level (dBμV/m)	Limits (dBμV/m)	Margin (dB)	Detector
2458.5000	28.35	5.29	67.81	101.45	---	---	Average
2483.5000	28.38	5.31	19.29	52.98	54.00	1.02	Average
2483.9000	28.38	5.31	19.07	52.76	54.00	1.24	Average

Mode	802.11n-HT20	Frequency	TX 2457MHz
------	--------------	-----------	------------



Antenna at Vertical Polarization

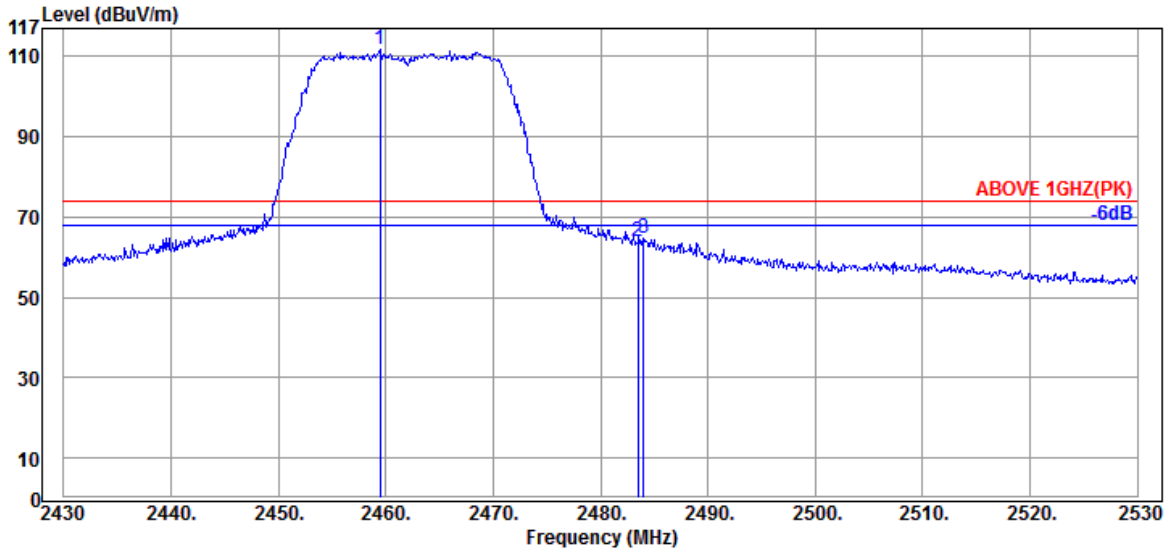
Emission Frequency (MHz)	Antenna Factor (dB/m)	Cable Loss (dB)	Meter Reading (dBμV)	Emission Level (dBμV/m)	Limits (dBμV/m)	Margin (dB)	Detector
2452.7000	28.35	5.28	74.63	108.26	---	---	Peak
2483.5000	28.38	5.31	25.07	58.76	74.00	15.24	Peak
2484.3000	28.38	5.31	27.04	60.73	74.00	13.27	Peak



Antenna at Vertical Polarization

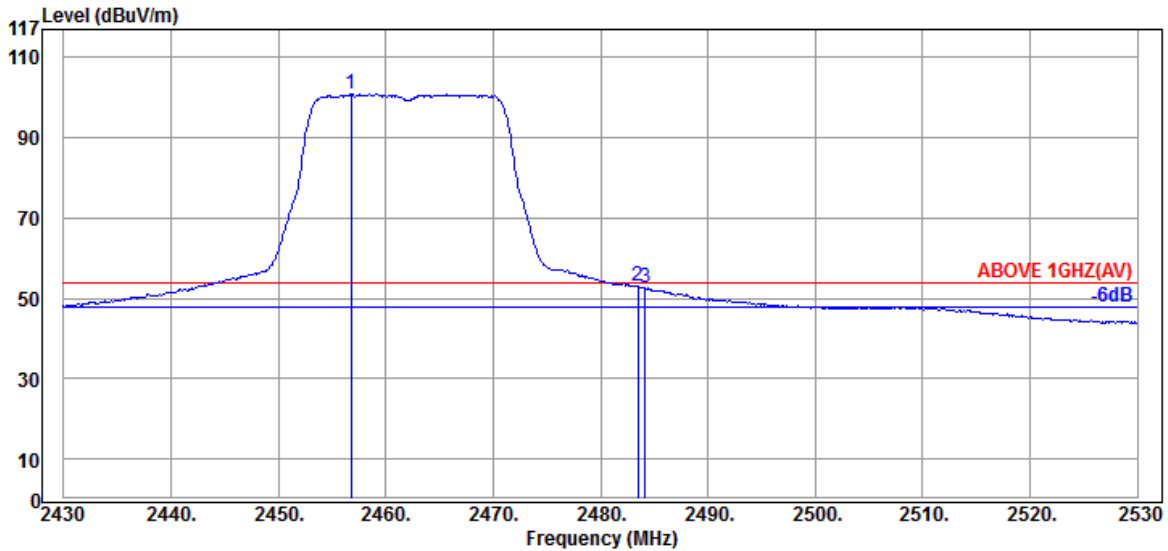
Emission Frequency (MHz)	Antenna Factor (dB/m)	Cable Loss (dB)	Meter Reading (dBμV)	Emission Level (dBμV/m)	Limits (dBμV/m)	Margin (dB)	Detector
2459.0000	28.35	5.29	64.03	97.67	---	---	Average
2483.5000	28.38	5.31	14.00	47.69	54.00	6.31	Average
2484.3000	28.38	5.31	14.13	47.82	54.00	6.18	Average

Mode	802.11n-HT20	Frequency	TX 2462MHz
------	--------------	-----------	------------



Antenna at Horizontal Polarization

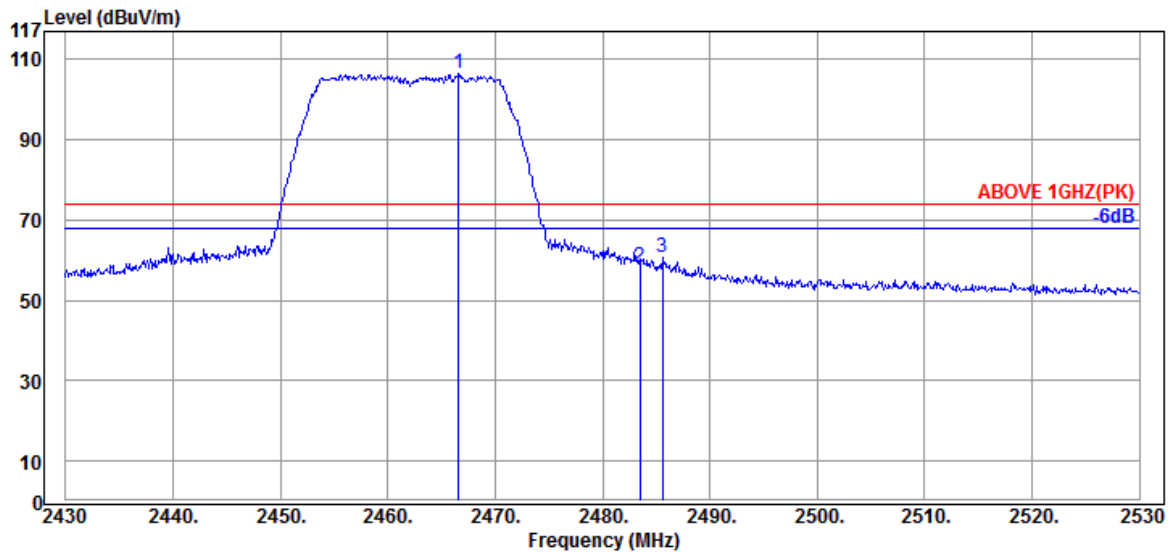
Emission Frequency (MHz)	Antenna Factor (dB/m)	Cable Loss (dB)	Meter Reading (dBμV)	Emission Level (dBμV/m)	Limits (dBμV/m)	Margin (dB)	Detector
2459.5000	28.35	5.29	77.94	111.58	---	---	Peak
2483.5000	28.38	5.31	30.04	63.73	74.00	10.27	Peak
2484.0000	28.38	5.31	31.05	64.74	74.00	9.26	Peak



Antenna at Horizontal Polarization

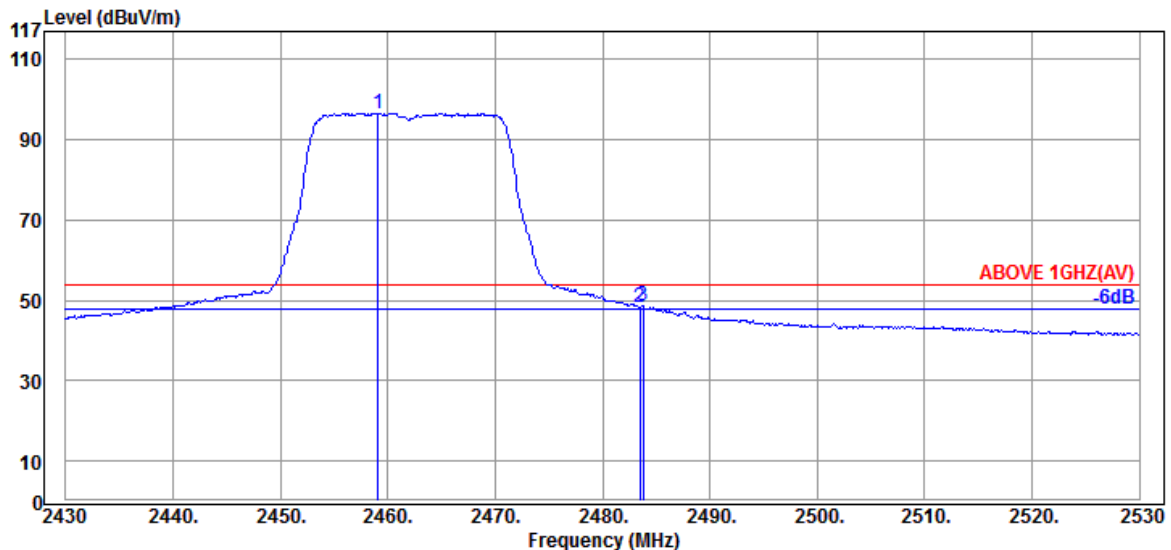
Emission Frequency (MHz)	Antenna Factor (dB/m)	Cable Loss (dB)	Meter Reading (dBμV)	Emission Level (dBμV/m)	Limits (dBμV/m)	Margin (dB)	Detector
2456.8000	28.35	5.29	67.20	100.84	---	---	Average
2483.5000	28.38	5.31	19.23	52.92	54.00	1.08	Average
2484.2000	28.38	5.31	19.00	52.69	54.00	1.31	Average

Mode	802.11n-HT20	Frequency	TX 2462MHz
------	--------------	-----------	------------



Antenna at Vertical Polarization

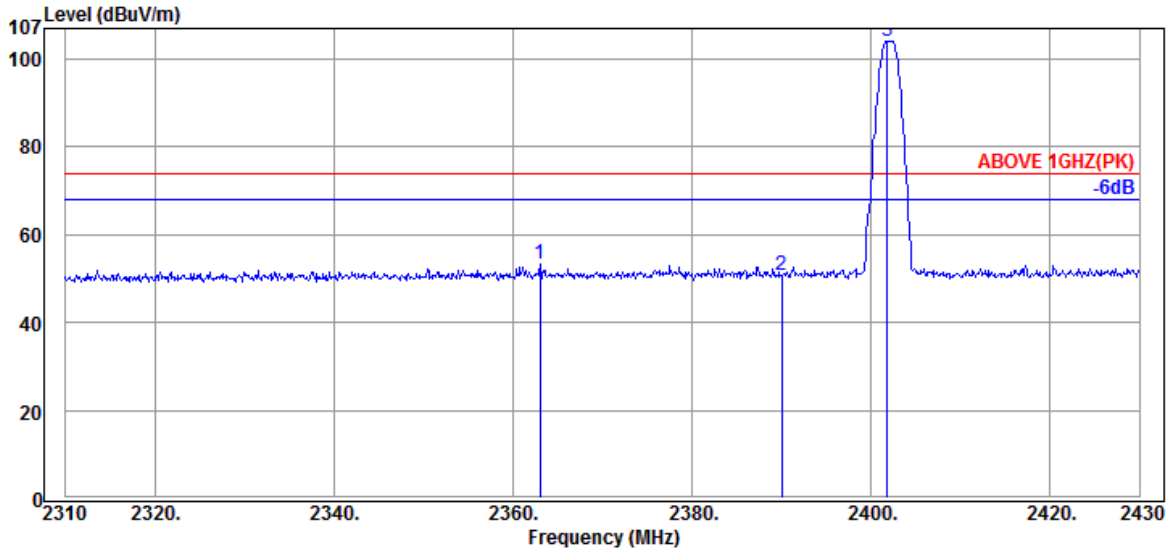
Emission Frequency (MHz)	Antenna Factor (dB/m)	Cable Loss (dB)	Meter Reading (dBμV)	Emission Level (dBμV/m)	Limits (dBμV/m)	Margin (dB)	Detector
2466.6000	28.36	5.29	72.74	106.39	---	---	Peak
2483.5000	28.38	5.31	24.44	58.13	74.00	15.87	Peak
2485.6000	28.38	5.31	26.87	60.56	74.00	13.44	Peak



Antenna at Vertical Polarization

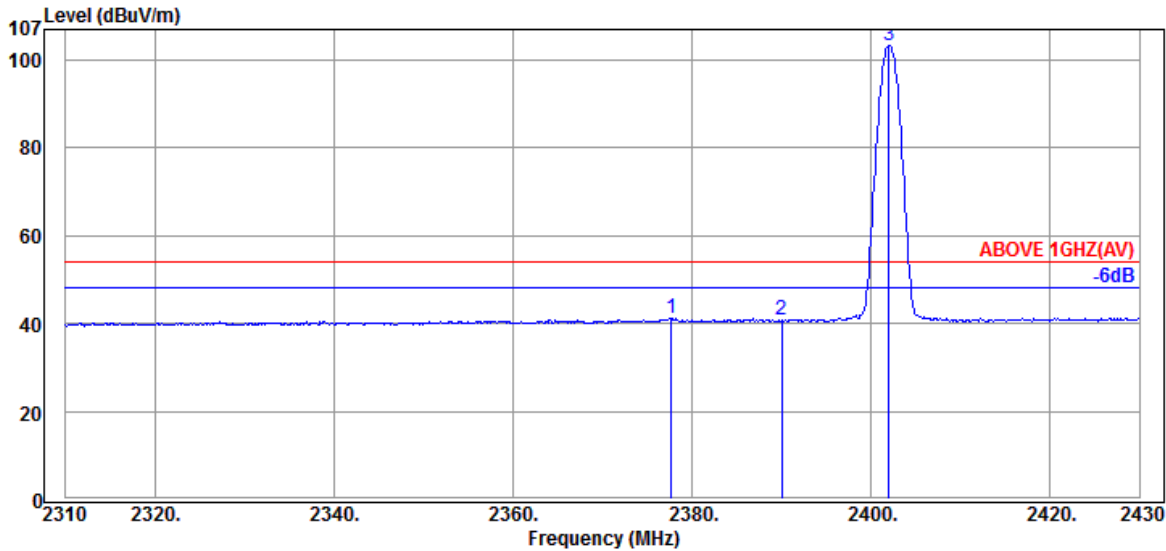
Emission Frequency (MHz)	Antenna Factor (dB/m)	Cable Loss (dB)	Meter Reading (dBμV)	Emission Level (dBμV/m)	Limits (dBμV/m)	Margin (dB)	Detector
2459.1000	28.35	5.29	63.00	96.64	---	---	Average
2483.5000	28.38	5.31	14.72	48.41	54.00	5.59	Average
2483.8000	28.38	5.31	14.88	48.57	54.00	5.43	Average

Mode	BLE	Frequency	TX 2402MHz
------	-----	-----------	------------



Antenna at Horizontal Polarization

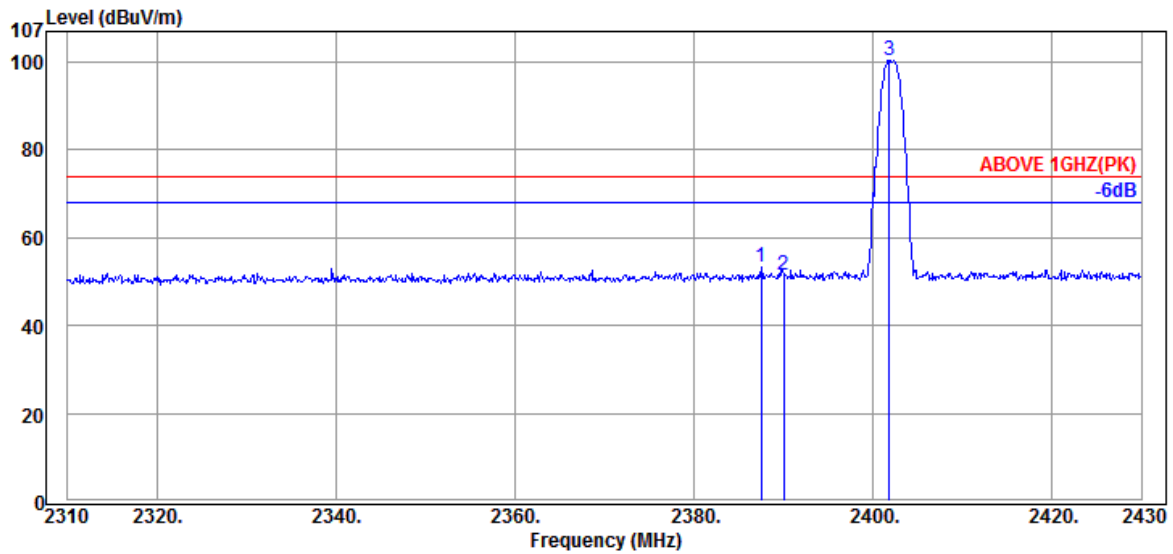
Emission Frequency (MHz)	Antenna Factor (dB/m)	Cable Loss (dB)	Meter Reading (dBμV)	Emission Level (dBμV/m)	Limits (dBμV/m)	Margin (dB)	Detector
2363.0400	28.25	5.22	19.70	53.17	74.00	20.83	Peak
2390.0400	28.28	5.24	17.05	50.57	74.00	23.43	Peak
2401.8000	28.29	5.25	70.68	104.22	---	---	Peak



Antenna at Horizontal Polarization

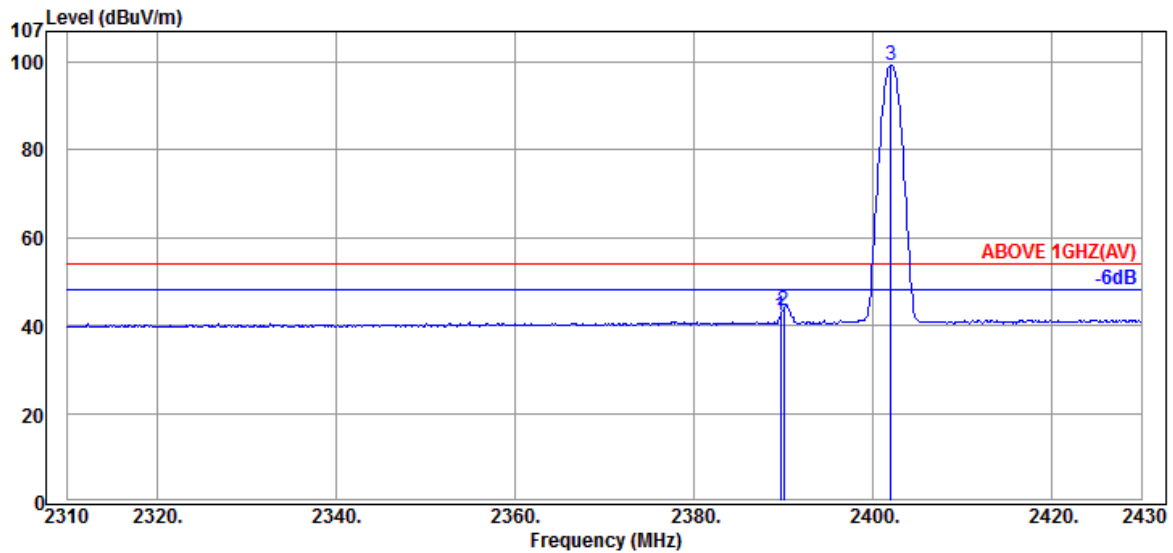
Emission Frequency (MHz)	Antenna Factor (dB/m)	Cable Loss (dB)	Meter Reading (dBμV)	Emission Level (dBμV/m)	Limits (dBμV/m)	Margin (dB)	Detector
2377.6800	28.27	5.23	7.74	41.24	54.00	12.76	Average
2390.0400	28.28	5.24	7.28	40.80	54.00	13.20	Average
2402.0400	28.29	5.25	69.84	103.38	---	---	Average

Mode	BLE	Frequency	TX 2402MHz
------	-----	-----------	------------



Antenna at Vertical Polarization

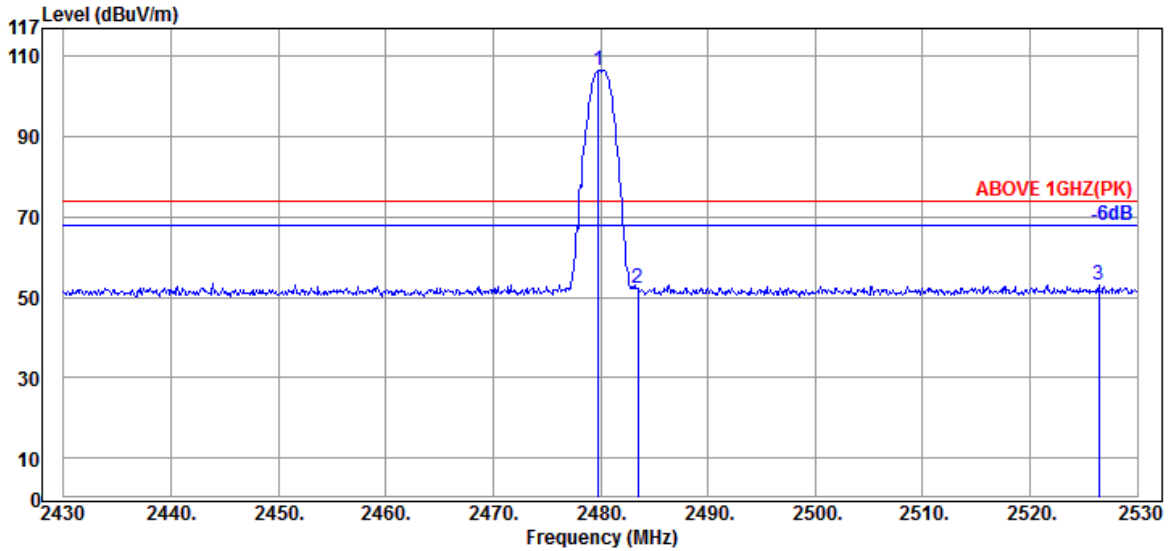
Emission Frequency (MHz)	Antenna Factor (dB/m)	Cable Loss (dB)	Meter Reading (dBμV)	Emission Level (dBμV/m)	Limits (dBμV/m)	Margin (dB)	Detector
2387.5200	28.28	5.23	19.82	53.33	74.00	20.67	Peak
2390.0400	28.28	5.24	17.93	51.45	74.00	22.55	Peak
2401.8000	28.29	5.25	66.76	100.30	---	---	Peak



Antenna at Vertical Polarization

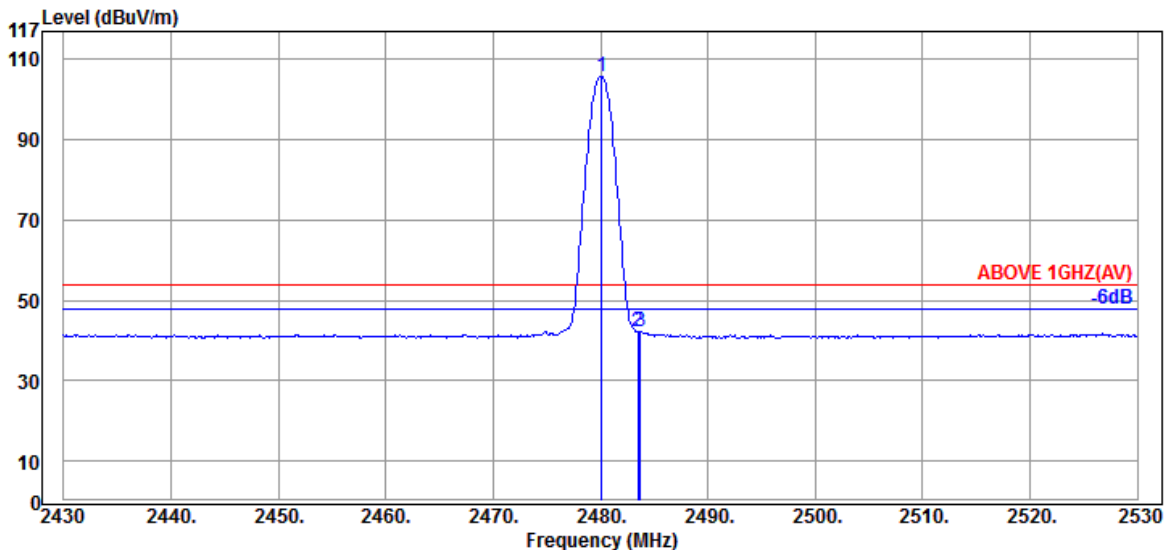
Emission Frequency (MHz)	Antenna Factor (dB/m)	Cable Loss (dB)	Meter Reading (dBμV)	Emission Level (dBμV/m)	Limits (dBμV/m)	Margin (dB)	Detector
2389.6800	28.28	5.24	8.93	42.45	54.00	11.55	Average
2390.0400	28.28	5.24	10.00	43.52	54.00	10.48	Average
2402.0400	28.29	5.25	65.92	99.46	---	---	Average

Mode	BLE	Frequency	TX 2480MHz
------	-----	-----------	------------



Antenna at Horizontal Polarization

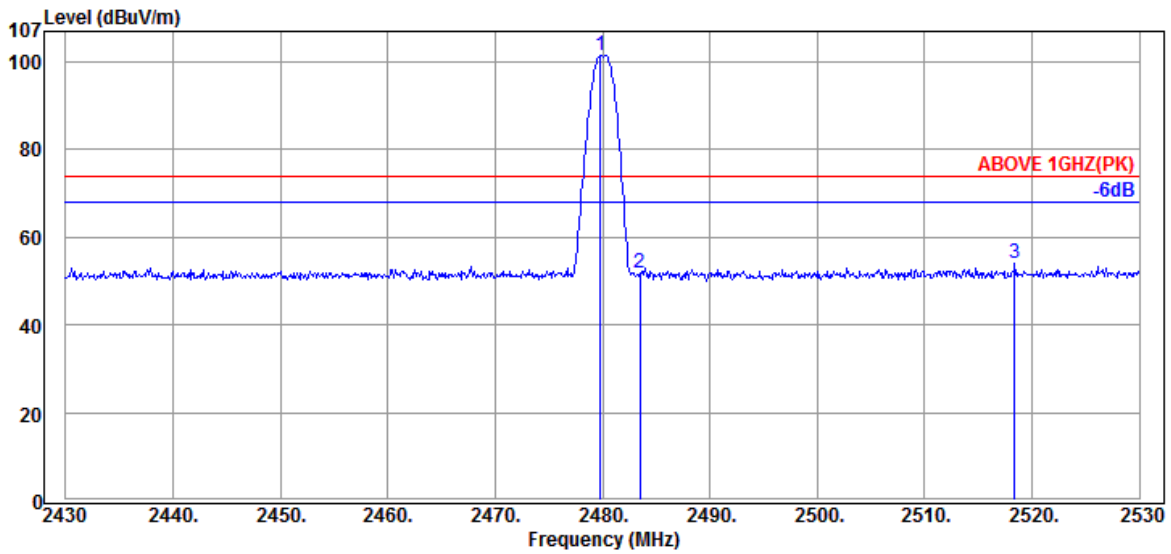
Emission Frequency (MHz)	Antenna Factor (dB/m)	Cable Loss (dB)	Meter Reading (dBμV)	Emission Level (dBμV/m)	Limits (dBμV/m)	Margin (dB)	Detector
2479.8000	28.38	5.30	72.84	106.52	---	---	Peak
2483.5000	28.38	5.31	18.60	52.29	74.00	21.71	Peak
2526.4000	28.51	5.34	19.37	53.22	74.00	20.78	Peak



Antenna at Horizontal Polarization

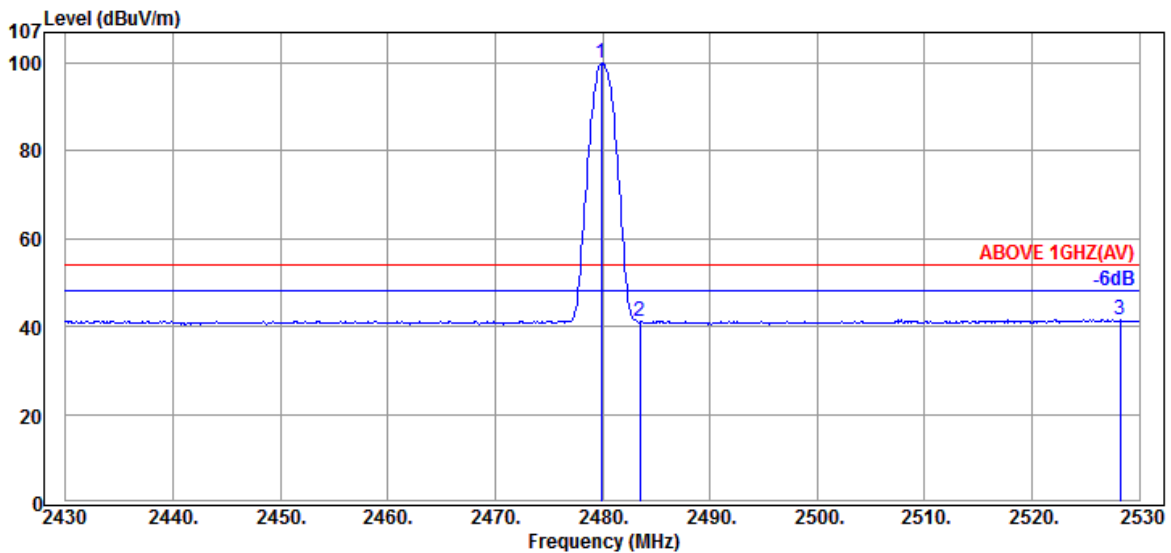
Emission Frequency (MHz)	Antenna Factor (dB/m)	Cable Loss (dB)	Meter Reading (dBμV)	Emission Level (dBμV/m)	Limits (dBμV/m)	Margin (dB)	Detector
2480.1000	28.38	5.30	72.16	105.84	---	---	Average
2483.5000	28.38	5.31	8.65	42.34	54.00	11.66	Average
2483.7000	28.38	5.31	8.47	42.16	54.00	11.84	Average

Mode	BLE	Frequency	TX 2480MHz
------	-----	-----------	------------



Antenna at Vertical Polarization

Emission Frequency (MHz)	Antenna Factor (dB/m)	Cable Loss (dB)	Meter Reading (dBμV)	Emission Level (dBμV/m)	Limits (dBμV/m)	Margin (dB)	Detector
2479.8000	28.38	5.30	67.74	101.42	---	---	Peak
2483.5000	28.38	5.31	17.99	51.68	74.00	22.32	Peak
2518.4000	28.48	5.33	20.42	54.23	74.00	19.77	Peak



Antenna at Vertical Polarization

Emission Frequency (MHz)	Antenna Factor (dB/m)	Cable Loss (dB)	Meter Reading (dBμV)	Emission Level (dBμV/m)	Limits (dBμV/m)	Margin (dB)	Detector
2479.9000	28.38	5.30	66.44	100.12	---	---	Average
2483.5000	28.38	5.31	7.43	41.12	54.00	12.88	Average
2528.2000	28.51	5.35	7.71	41.57	54.00	12.43	Average

A.2.2 Emissions outside the frequency band:

The emissions (up to 25GHz) not reported for there is no emission be found.

Mode	802.11b	Frequency	TX 2437MHz
------	---------	-----------	------------

Antenna at Horizontal Polarization

Emission Frequency (MHz)	Antenna Factor (dB/m)	Cable Loss (dB)	Meter Reading (dBμV)	Emission Level (dBμV/m)	Limits (dBμV/m)	Margin (dB)	Detector
1198.0000	25.47	3.39	18.66	47.52	54.00	6.48	Peak
1428.0000	25.34	3.81	15.58	44.73	54.00	9.27	Peak
1580.0000	25.75	4.12	18.14	48.01	54.00	5.99	Peak
1792.0000	26.85	4.55	18.93	50.33	54.00	3.67	Peak
1994.0000	27.77	4.91	19.47	52.15	54.00	1.85	Peak
2090.0000	27.92	5.00	14.65	47.57	54.00	6.43	Peak
2688.0000	29.07	5.48	15.34	49.89	54.00	4.11	Peak
2812.0000	29.51	5.58	12.55	47.64	54.00	6.36	Peak
3150.0000	30.39	6.07	-1.16	35.30	54.00	18.70	Average
3150.0000	30.39	6.07	19.76	56.22	74.00	17.78	Peak
3836.0000	31.95	7.56	10.57	50.08	74.00	23.92	Peak
3968.0000	32.31	7.82	10.30	50.43	74.00	23.57	Peak
4132.0000	32.35	8.08	10.02	50.45	74.00	23.55	Peak
4734.0000	32.69	8.89	9.33	50.91	74.00	23.09	Peak
4874.0000	32.96	9.08	10.76	52.80	74.00	21.20	Peak
5399.0000	33.83	9.49	-5.69	37.63	54.00	16.37	Average
5399.0000	33.83	9.49	15.80	59.12	74.00	14.88	Peak
7310.0000	36.01	10.56	1.85	48.42	54.00	5.58	Average
7310.0000	36.01	10.56	8.26	54.83	74.00	19.17	Peak

Antenna at Vertical Polarization

Emission Frequency (MHz)	Antenna Factor (dB/m)	Cable Loss (dB)	Meter Reading (dBμV)	Emission Level (dBμV/m)	Limits (dBμV/m)	Margin (dB)	Detector
1192.0000	25.47	3.38	21.53	50.38	54.00	3.62	Peak
1594.0000	25.82	4.15	14.16	44.13	54.00	9.87	Peak
1800.0000	26.88	4.56	14.50	45.94	54.00	8.06	Peak
1994.0000	27.77	4.91	19.49	52.17	54.00	1.83	Peak
2092.0000	27.92	5.00	15.07	47.99	54.00	6.01	Peak
2698.0000	29.10	5.48	13.43	48.01	54.00	5.99	Peak
3156.0000	30.41	6.09	16.80	53.30	74.00	20.70	Peak
3334.0000	30.73	6.48	12.38	49.59	74.00	24.41	Peak
3538.0000	31.12	6.92	11.07	49.11	74.00	24.89	Peak
4750.0000	32.71	8.90	8.42	50.03	74.00	23.97	Peak
4874.0000	32.96	9.08	10.90	52.94	74.00	21.06	Peak
5393.0000	33.83	9.49	-5.32	38.00	54.00	16.00	Average
5393.0000	33.83	9.49	16.66	59.98	74.00	14.02	Peak

Mode	802.11g	Frequency	TX 2437MHz
------	---------	-----------	------------

Antenna at Horizontal Polarization

Emission Frequency (MHz)	Antenna Factor (dB/m)	Cable Loss (dB)	Meter Reading (dB μ V)	Emission Level (dB μ V/m)	Limits (dB μ V/m)	Margin (dB)	Detector
1196.0000	25.47	3.39	19.44	48.30	54.00	5.70	Peak
1428.0000	25.34	3.81	16.23	45.38	54.00	8.62	Peak
1584.0000	25.77	4.13	18.19	48.09	54.00	5.91	Peak
1782.0000	26.80	4.53	18.57	49.90	54.00	4.10	Peak
1944.0000	27.55	4.83	12.71	45.09	54.00	8.91	Peak
1994.0000	27.77	4.91	15.28	47.96	54.00	6.04	Peak
2120.0000	27.96	5.03	14.51	47.50	54.00	6.50	Peak
2698.0000	29.10	5.48	14.44	49.02	54.00	4.98	Peak
2812.0000	29.51	5.58	13.36	48.45	54.00	5.55	Peak
3148.0000	30.39	6.07	-2.02	34.44	54.00	19.56	Average
3148.0000	30.39	6.07	18.90	55.36	74.00	18.64	Peak
4720.0000	32.66	8.87	10.62	52.15	74.00	21.85	Peak
4868.0000	32.96	9.06	8.18	50.20	74.00	23.80	Peak
5384.0000	33.81	9.48	-6.89	36.40	54.00	17.60	Average
5384.0000	33.81	9.48	14.60	57.89	74.00	16.11	Peak

Antenna at Vertical Polarization

Emission Frequency (MHz)	Antenna Factor (dB/m)	Cable Loss (dB)	Meter Reading (dB μ V)	Emission Level (dB μ V/m)	Limits (dB μ V/m)	Margin (dB)	Detector
1194.0000	25.47	3.38	20.96	49.81	54.00	4.19	Peak
1798.0000	26.88	4.56	14.65	46.09	54.00	7.91	Peak
1994.0000	27.77	4.91	19.99	52.67	54.00	1.33	Peak
2080.0000	27.90	4.99	14.69	47.58	54.00	6.42	Peak
2244.0000	28.11	5.13	12.94	46.18	54.00	7.82	Peak
2596.0000	28.75	5.40	13.59	47.74	54.00	6.26	Peak
2692.0000	29.10	5.48	14.59	49.17	54.00	4.83	Peak
2816.0000	29.51	5.58	12.12	47.21	54.00	6.79	Peak
2972.0000	30.02	5.70	12.05	47.77	54.00	6.23	Peak
3156.0000	30.41	6.09	16.76	53.26	54.00	0.74	Peak
4734.0000	32.69	8.89	8.13	49.71	54.00	4.29	Peak
4876.0000	32.96	9.08	8.32	50.36	54.00	3.64	Peak
5393.0000	33.83	9.49	-4.97	38.35	54.00	15.65	Average
5393.0000	33.83	9.49	16.52	59.84	74.00	14.16	Peak

Mode	802.11n-HT20	Frequency	TX 2437MHz
------	--------------	-----------	------------

Antenna at Horizontal Polarization

Emission Frequency (MHz)	Antenna Factor (dB/m)	Cable Loss (dB)	Meter Reading (dBμV)	Emission Level (dBμV/m)	Limits (dBμV/m)	Margin (dB)	Detector
1196.0000	25.47	3.39	19.29	48.15	54.00	5.85	Peak
1428.0000	25.34	3.81	15.94	45.09	54.00	8.91	Peak
1578.0000	25.75	4.11	18.50	48.36	54.00	5.64	Peak
1794.0000	26.85	4.55	18.67	50.07	54.00	3.93	Peak
1998.0000	27.77	4.92	19.78	52.47	54.00	1.53	Peak
2118.0000	27.96	5.03	14.23	47.22	54.00	6.78	Peak
2692.0000	29.10	5.48	15.23	49.81	54.00	4.19	Peak
2802.0000	29.45	5.57	14.24	49.26	54.00	4.74	Peak
3146.0000	30.39	6.07	-0.18	36.28	54.00	17.72	Average
3146.0000	30.39	6.07	18.75	55.21	74.00	18.79	Peak
4722.0000	32.66	8.87	9.04	50.57	74.00	23.43	Peak
5375.0000	33.81	9.47	-4.95	38.33	54.00	15.67	Average
5375.0000	33.81	9.47	15.01	58.29	74.00	15.71	Peak

Antenna at Vertical Polarization

Emission Frequency (MHz)	Antenna Factor (dB/m)	Cable Loss (dB)	Meter Reading (dBμV)	Emission Level (dBμV/m)	Limits (dBμV/m)	Margin (dB)	Detector
1190.0000	25.47	3.38	22.19	51.04	54.00	2.96	Peak
1428.0000	25.34	3.81	15.80	44.95	54.00	9.05	Peak
1598.0000	25.85	4.15	14.17	44.17	54.00	9.83	Peak
1792.0000	26.85	4.55	17.64	49.04	54.00	4.96	Peak
1992.0000	27.75	4.91	20.96	53.62	54.00	0.38	Peak
2096.0000	27.92	5.01	14.43	47.36	54.00	6.64	Peak
2692.0000	29.10	5.48	14.63	49.21	54.00	4.79	Peak
3148.0000	30.39	6.07	17.14	53.60	54.00	0.40	Peak
4724.0000	32.66	8.87	8.01	49.54	54.00	4.46	Peak
5375.0000	33.81	9.47	-4.29	38.99	54.00	15.01	Average
5375.0000	33.81	9.47	16.72	60.00	74.00	14.00	Peak

Mode	BLE	Frequency	TX 2402MHz
------	-----	-----------	------------

Antenna at Horizontal Polarization

Emission Frequency (MHz)	Antenna Factor (dB/m)	Cable Loss (dB)	Meter Reading (dBμV)	Emission Level (dBμV/m)	Limits (dBμV/m)	Margin (dB)	Detector
1192.0000	25.47	3.38	21.24	50.09	54.00	3.91	Peak
1584.0000	25.77	4.13	18.58	48.48	54.00	5.52	Peak
1798.0000	26.88	4.56	18.57	50.01	54.00	3.99	Peak
1934.0000	27.50	4.81	13.02	45.33	54.00	8.67	Peak
1996.0000	27.77	4.92	20.29	52.98	54.00	1.02	Peak
2090.0000	27.92	5.00	14.32	47.24	54.00	6.76	Peak
2690.0000	29.07	5.48	17.13	51.68	54.00	2.32	Peak
2806.0000	29.48	5.57	13.14	48.19	54.00	5.81	Peak
2974.0000	30.02	5.70	12.40	48.12	54.00	5.88	Peak
3146.0000	30.39	6.07	-0.09	36.37	54.00	17.63	Average
3146.0000	30.39	6.07	20.83	57.29	74.00	16.71	Peak
4736.0000	32.69	8.89	12.14	53.72	74.00	20.28	Peak
5375.0000	33.81	9.47	0.32	43.60	54.00	10.40	Average
5375.0000	33.81	9.47	21.81	65.09	74.00	8.91	Peak

Antenna at Vertical Polarization

Emission Frequency (MHz)	Antenna Factor (dB/m)	Cable Loss (dB)	Meter Reading (dBμV)	Emission Level (dBμV/m)	Limits (dBμV/m)	Margin (dB)	Detector
1196.0000	25.47	3.39	22.43	51.29	54.00	2.71	Peak
1792.0000	26.85	4.55	18.20	49.60	54.00	4.40	Peak
1998.0000	27.77	4.92	19.50	52.19	54.00	1.81	Peak
2690.0000	29.07	5.48	15.76	50.31	54.00	3.69	Peak
3148.0000	30.39	6.07	0.03	36.49	54.00	17.51	Average
3148.0000	30.39	6.07	20.95	57.41	74.00	16.59	Peak
4742.0000	32.69	8.90	11.18	52.77	74.00	21.23	Peak
5393.0000	33.83	9.49	19.01	62.33	74.00	11.67	Peak
5393.0000	33.83	9.49	-2.49	40.83	74.00	33.17	Peak

Mode	BLE	Frequency	TX 2440MHz				
Antenna at Horizontal Polarization							
Emission Frequency (MHz)	Antenna Factor (dB/m)	Cable Loss (dB)	Meter Reading (dB μ V)	Emission Level (dB μ V/m)	Limits (dB μ V/m)	Margin (dB)	Detector
1190.0000	25.47	3.38	21.21	50.06	54.00	3.94	Peak
1428.0000	25.34	3.81	17.90	47.05	54.00	6.95	Peak
1582.0000	25.77	4.12	18.94	48.83	54.00	5.17	Peak
1798.0000	26.88	4.56	19.83	51.27	54.00	2.73	Peak
1940.0000	27.52	4.82	13.46	45.80	54.00	8.20	Peak
1994.0000	27.77	4.91	20.02	52.70	54.00	1.30	Peak
2090.0000	27.92	5.00	13.98	46.90	54.00	7.10	Peak
2604.0000	28.78	5.41	13.71	47.90	54.00	6.10	Peak
2690.0000	29.07	5.48	16.91	51.46	54.00	2.54	Peak
2802.0000	29.45	5.57	12.99	48.01	54.00	5.99	Peak
2974.0000	30.02	5.70	11.75	47.47	54.00	6.53	Peak
3150.0000	30.39	6.07	-1.97	34.49	54.00	19.51	Average
3150.0000	30.39	6.07	18.95	55.41	74.00	18.59	Peak
4756.0000	32.74	8.92	11.98	53.64	74.00	20.36	Peak
5375.0000	33.81	9.47	1.03	44.31	54.00	9.69	Average
5375.0000	33.81	9.47	22.52	65.80	74.00	8.20	Peak

Antenna at Vertical Polarization

Emission Frequency (MHz)	Antenna Factor (dB/m)	Cable Loss (dB)	Meter Reading (dB μ V)	Emission Level (dB μ V/m)	Limits (dB μ V/m)	Margin (dB)	Detector
1192.0000	25.47	3.38	22.94	51.79	54.00	2.21	Peak
1394.0000	25.35	3.75	17.49	46.59	54.00	7.41	Peak
1578.0000	25.75	4.11	14.23	44.09	54.00	9.91	Peak
1798.0000	26.88	4.56	13.27	44.71	54.00	9.29	Peak
1998.0000	27.77	4.92	19.69	52.38	54.00	1.62	Peak
2086.0000	27.91	4.99	13.34	46.24	54.00	7.76	Peak
2626.0000	28.86	5.42	13.27	47.55	54.00	6.45	Peak
2690.0000	29.07	5.48	15.38	49.93	54.00	4.07	Peak
2974.0000	30.02	5.70	12.36	48.08	54.00	5.92	Peak
3140.0000	30.37	6.05	-1.53	34.89	54.00	19.11	Average
3140.0000	30.37	6.05	19.39	55.81	74.00	18.19	Peak
4720.0000	32.66	8.87	10.86	52.39	74.00	21.61	Peak
5390.0000	33.83	9.48	-2.14	41.17	54.00	12.83	Average
5390.0000	33.83	9.48	19.35	62.66	74.00	11.34	Peak

Mode	BLE		Frequency	TX 2480MHz			
Antenna at Horizontal Polarization							
Emission Frequency (MHz)	Antenna Factor (dB/m)	Cable Loss (dB)	Meter Reading (dBµV)	Emission Level (dBµV/m)	Limits (dBµV/m)	Margin (dB)	Detector
1190.0000	25.47	3.38	21.44	50.29	54.00	3.71	Peak
1428.0000	25.34	3.81	15.38	44.53	54.00	9.47	Peak
1586.0000	25.80	4.13	18.79	48.72	54.00	5.28	Peak
1800.0000	26.88	4.56	18.80	50.24	54.00	3.76	Peak
1946.0000	27.55	4.83	13.43	45.81	54.00	8.19	Peak
2000.0000	27.80	4.92	17.54	50.26	54.00	3.74	Peak
2096.0000	27.92	5.01	14.04	46.97	54.00	7.03	Peak
2614.0000	28.80	5.42	13.82	48.04	54.00	5.96	Peak
2698.0000	29.10	5.48	17.38	51.96	54.00	2.04	Peak
2788.0000	29.43	5.56	12.68	47.67	54.00	6.33	Peak
3154.0000	30.39	6.07	-1.73	34.73	54.00	19.27	Average
3154.0000	30.39	6.07	19.19	55.65	74.00	18.35	Peak
4754.0000	32.71	8.90	10.31	51.92	74.00	22.08	Peak
5375.0000	33.81	9.47	0.64	43.92	54.00	10.08	Average
5375.0000	33.81	9.47	22.13	65.41	74.00	8.59	Peak

Antenna at Vertical Polarization

Emission Frequency (MHz)	Antenna Factor (dB/m)	Cable Loss (dB)	Meter Reading (dBµV)	Emission Level (dBµV/m)	Limits (dBµV/m)	Margin (dB)	Detector
1188.0000	25.47	3.38	23.08	51.93	54.00	2.07	Peak
1584.0000	25.77	4.13	13.79	43.69	54.00	10.31	Peak
1794.0000	26.85	4.55	16.22	47.62	54.00	6.38	Peak
1998.0000	27.77	4.92	20.23	52.92	54.00	1.08	Peak
2112.0000	27.95	5.02	13.46	46.43	54.00	7.57	Peak
2688.0000	29.07	5.48	15.03	49.58	54.00	4.42	Peak
3146.0000	30.39	6.07	-1.59	34.87	54.00	19.13	Average
3146.0000	30.39	6.07	19.33	55.79	74.00	18.21	Peak
4710.0000	32.63	8.85	10.29	51.77	74.00	22.23	Peak
5378.0000	33.81	9.48	-1.94	41.35	54.00	12.65	Average
5378.0000	33.81	9.48	19.55	62.84	74.00	11.16	Peak

A.2.3 Emissions in Non-restricted Frequency Bands:

Pursuant to KDB 558074 D01 DTS Meas Guidance v04 that emission levels below the FCC 15.209(a)/RSS-Gen Section 8.9 table 4 general radiated emissions limits is not required.

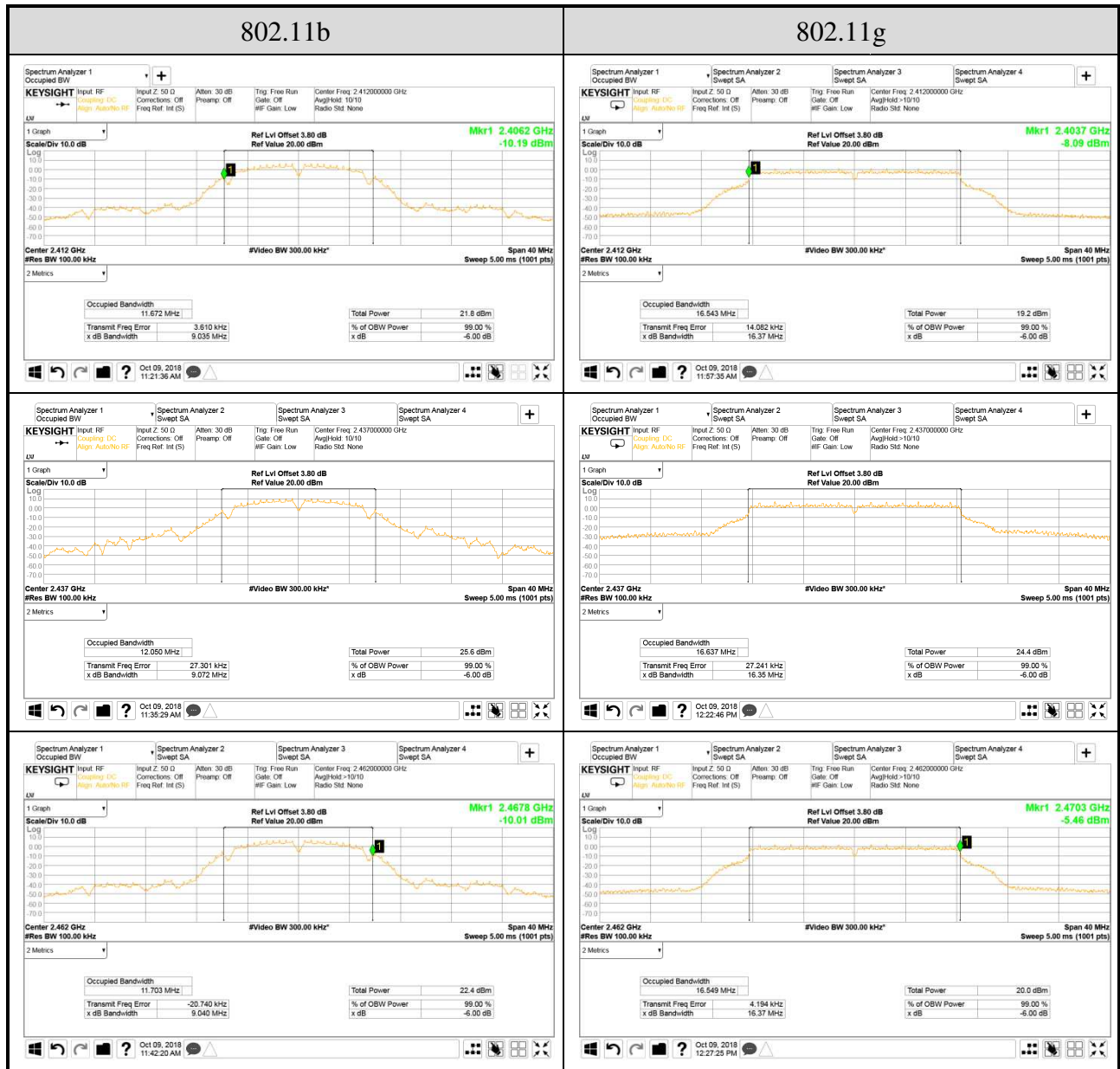
A.3 6dB BANDWIDTH

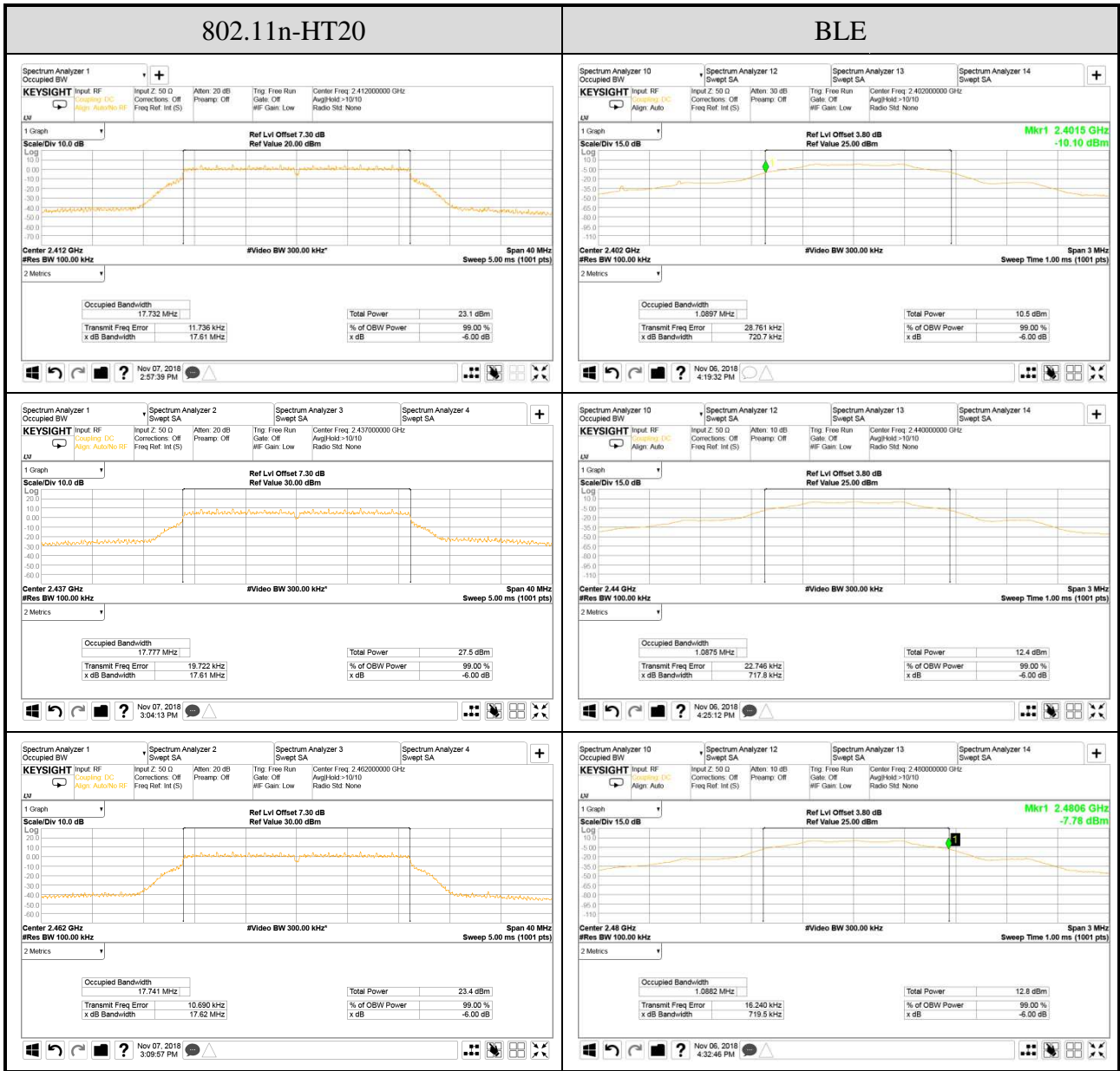
Test Date	2018/10/09~11/07	Temp./Hum.	23~24°C / 52~55%
Cable Loss	3.80dB / 4.30dB	Test Voltage	AC 120V, 60Hz

A.3.1 6dB Bandwidth Result

Mode	Centre Frequency (MHz)	6 dB Bandwidth (MHz)	99% Occupied Bandwidth (MHz) (Reference only)	Limit
802.11b	2412	9.035	11.672	>500kHz
	2437	9.072	12.050	
	2462	9.040	11.703	
802.11g	2412	16.37	15.543	
	2437	16.35	16.637	
	2462	16.37	16.549	
802.11n-HT20	2412	17.61	17.732	
	2437	17.61	17.777	
	2462	17.62	17.741	
BLE	2402	0.7207	1.0897	
	2440	0.7178	1.0875	
	2480	0.7195	1.0882	

A.3.2 Measurement Plots





A.4 MAXIMUM PEAK OUTPUT POWER

Test Date	2018/10/09~11/07	Temp./Hum.	23~24°C / 52~55%
Cable Loss	3.80dB / 4.30dB	Test Voltage	AC 120V, 60Hz

A.4.1 Peak Output Power

Mode	Centre Frequency (MHz)	Peak Output Power (dBm)		Max. Peak Output Power		Antenna Gain (dBi)	E.I.R.P.		Limit
		Chain 0	Chain 1	(dBm)	(W)		(dBm)	(W)	
802.11b	2412	19.73	19.87	19.87	0.097	2.73	22.60	0.182	<30dBm (1W) (Maximum Peak Output Power) <36dBm (4W) (E.I.R.P)
	2417	21.54	21.56	21.56	0.143		24.29	0.269	
	2437	22.75	22.86	22.86	0.193		25.59	0.362	
	2457	20.93	21.26	21.26	0.134		23.99	0.251	
	2462	19.48	20.00	20.00	0.100		22.73	0.187	

Mode	Centre Frequency (MHz)	Peak Output Power (dBm)		Total Peak Output Power		Antenna Gain (dBi)	E.I.R.P.		Limit
		Chain 0	Chain 1	(dBm)	(W)		(dBm)	(W)	
802.11g	2412	20.81	20.82	20.82	0.121	2.73	23.55	0.226	<30dBm (1W) (Maximum Peak Output Power) <36dBm (4W) (E.I.R.P)
	2417	21.77	22.07	22.07	0.161		24.80	0.302	
	2437	23.31	23.92	23.92	0.247		26.65	0.462	
	2457	21.45	22.04	22.04	0.160		24.77	0.300	
	2462	21.11	21.31	21.31	0.135		24.04	0.254	

Mode	Centre Frequency (MHz)	Peak Output Power (dBm)		TotalPeakOutput Power		Antenna Gain (dBi)	E.I.R.P.		Limit
		Chain 0	Chain 1	(dBm)	(W)		(dBm)	(W)	
802.11n- HT20	2412	20.95	20.77	23.87	0.244	2.73	26.60	0.457	<30dBm (1W) (Maximum Peak Output Power) <36dBm (4W) (E.I.R.P)
	2417	21.21	22.07	24.67	0.293		27.40	0.550	
	2437	23.28	24.08	26.71	0.469		29.44	0.879	
	2457	21.31	22.01	24.68	0.294		27.41	0.551	
	2462	20.67	21.36	24.04	0.254		26.77	0.475	

Mode	Centre Frequency (MHz)	Peak Output Power (dBm)		TotalPeakOutput Power		Antenna Gain (dBi)	E.I.R.P.		Limit
		Chain 0	Chain 1	(dBm)	(W)		(dBm)	(W)	
BLE	2402	4.56	--	4.56	0.003	2.73	7.29	0.005	<30dBm (1W) (Maximum Peak Output Power) <36dBm (4W) (E.I.R.P)
	2440	6.55	--	6.55	0.005		9.28	0.008	
	2480	6.88	--	6.88	0.005		9.61	0.009	

Note: The results have been included cable loss.

A.4.2 Average Output Power (Reporting only)

Mode	Centre Frequency (MHz)	Average Output Power (dBm)		10log (1/X)	Max. Average Output Power		Antenna Gain (dBi)	Total Average Output Power (E.I.R.P.)		Limit
		Chain 0	Chain 1		(dBm)	(W)		(dBm)	(W)	
802.11b	2412	17.61	17.13	0	17.61	0.058	2.73	20.34	0.108	<30dBm (1W) (Maximum Peak Output Power) <36dBm (4W) (E.I.R.P)
	2417	19.08	19.10		19.10	0.081		21.83	0.152	
	2437	20.49	20.51		20.51	0.112		23.24	0.211	
	2457	18.45	18.70		18.70	0.074		21.43	0.139	
	2462	16.83	17.24		17.24	0.053		19.97	0.099	

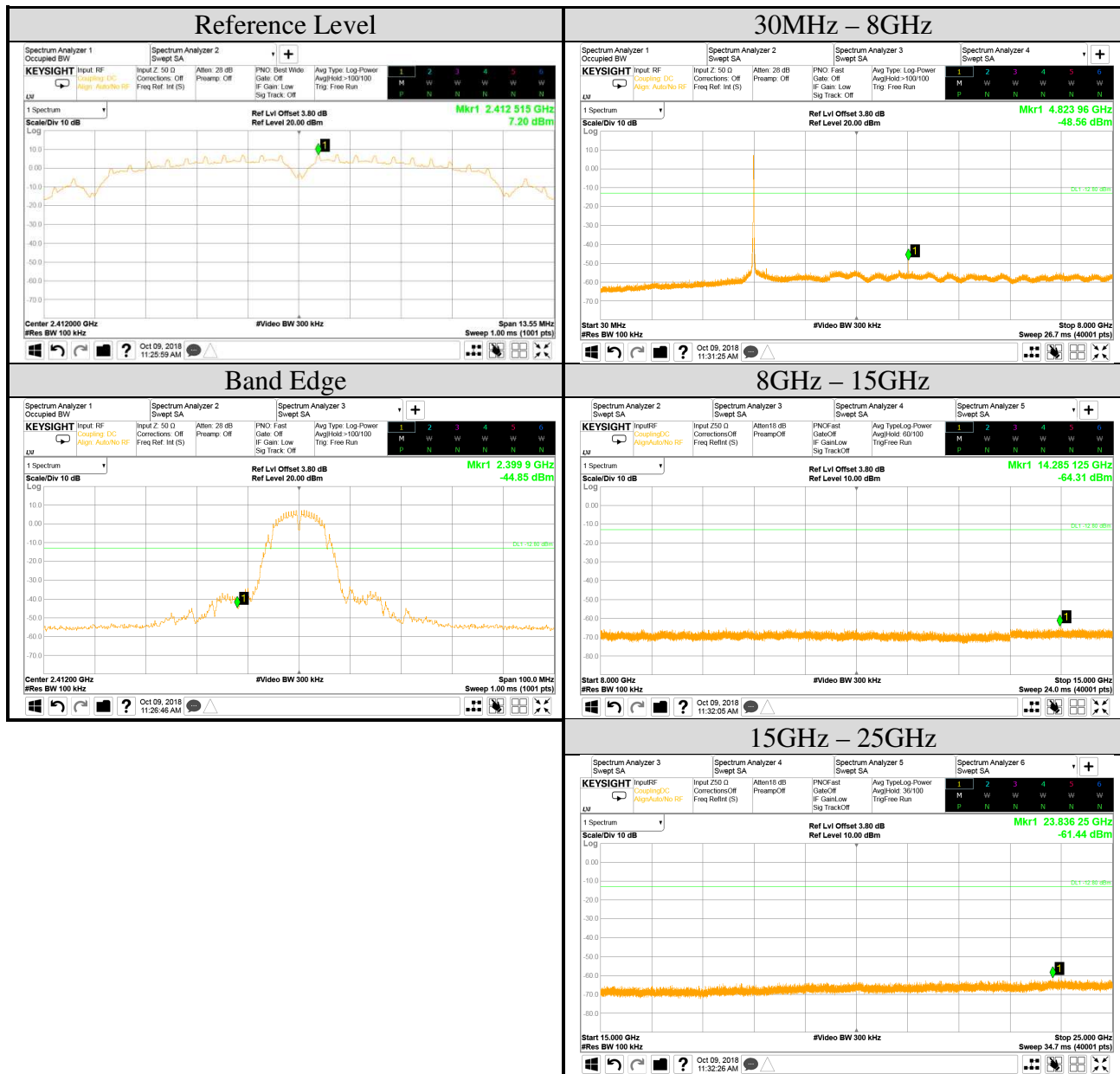
Mode	Centre Frequency (MHz)	Average Output Power (dBm)		10log (1/X)	Max. Average Output Power		Antenna Gain (dBi)	Total Average Output Power (E.I.R.P.)		Limit
		Chain 0	Chain 1		(dBm)	(W)		(dBm)	(W)	
802.11g	2412	14.67	14.69	0.33	15.02	0.032	2.73	17.75	0.060	<30dBm (1W) (Maximum Peak Output Power) <36dBm (4W) (E.I.R.P)
	2417	16.24	16.37		16.70	0.047		19.43	0.088	
	2437	19.16	19.25		19.58	0.091		22.31	0.170	
	2457	15.70	15.84		16.17	0.041		18.90	0.078	
	2462	15.25	15.27		15.60	0.036		18.33	0.068	

Mode	Centre Frequency (MHz)	Average Output Power (dBm)		10log (1/X)	Max. Average Output Power		Antenna Gain (dBi)	Total Average Output Power (E.I.R.P.)		Limit
		Chain 0	Chain 1		(dBm)	(W)		(dBm)	(W)	
802.11n-HT20	2412	12.90	12.80	0.63	16.49	0.045	2.73	19.22	0.084	<30dBm (1W) (Maximum Peak Output Power) <36dBm (4W) (E.I.R.P)
	2417	15.16	15.81		19.14	0.082		21.87	0.154	
	2437	18.22	18.35		21.93	0.156		24.66	0.292	
	2457	14.79	15.48		18.79	0.076		21.52	0.142	
	2462	13.95	14.65		17.95	0.062		20.68	0.117	

Note: The results have been included cable loss.

A.5 EMISSION LIMITATIONS

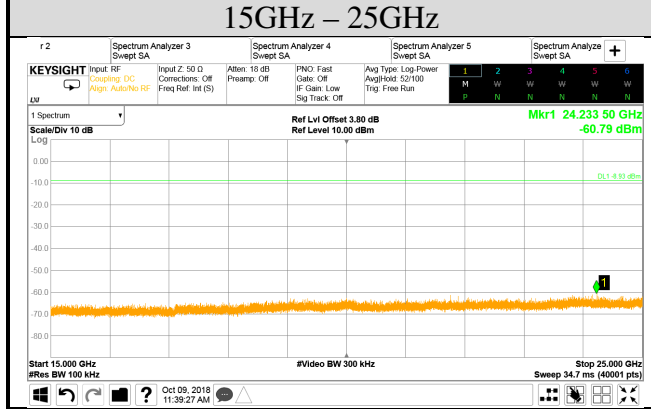
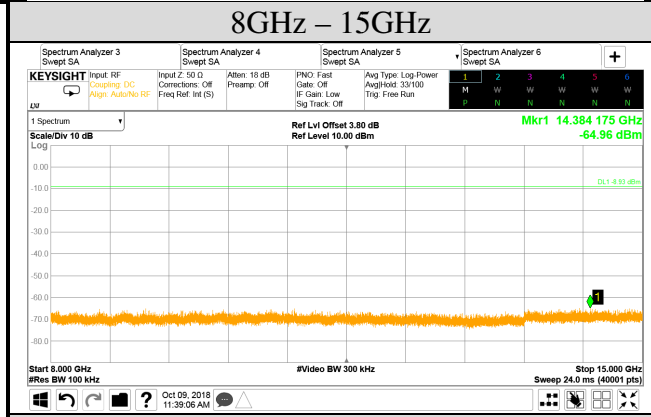
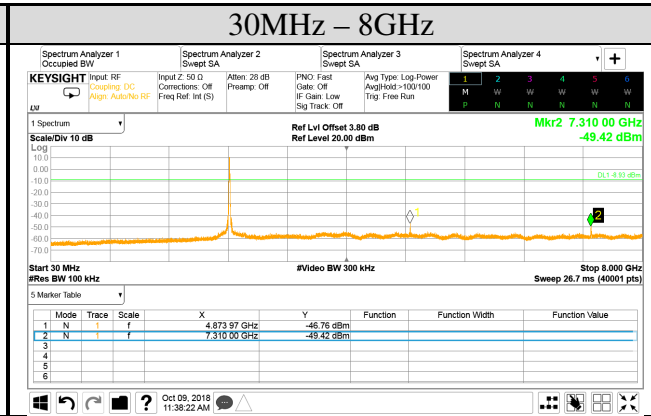
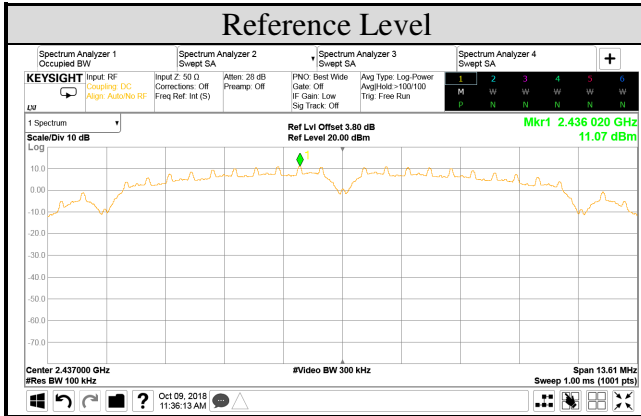
Test Date	2018/10/09	Temp./Hum.	23°C/55%
Cable Loss	3.80dB / 4.30dB	Test Voltage	AC 120V, 60Hz
Mode	802.11b	Frequency	TX 2412MHz
Simultaneous Factor10 log(n) (Note: “n” is antenna number)	0		



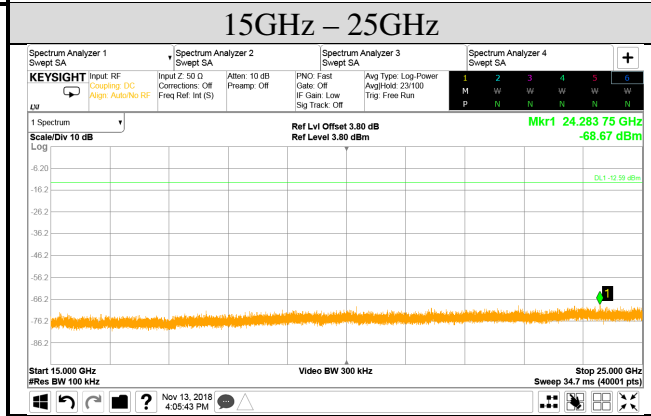
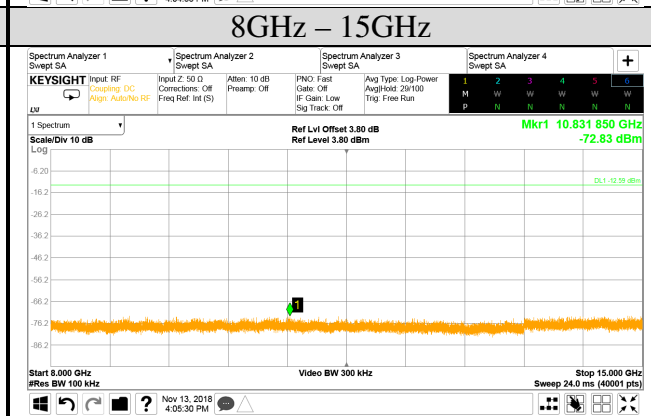
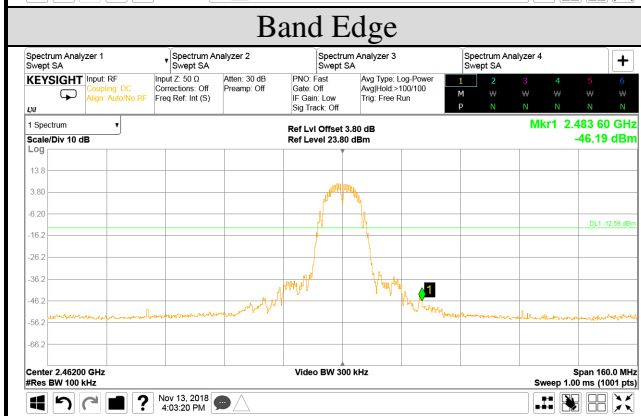
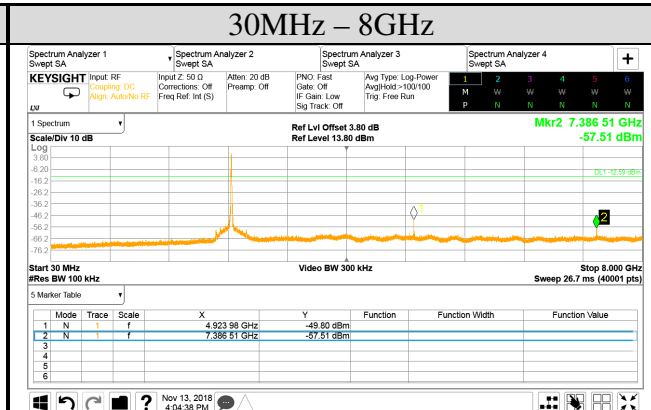
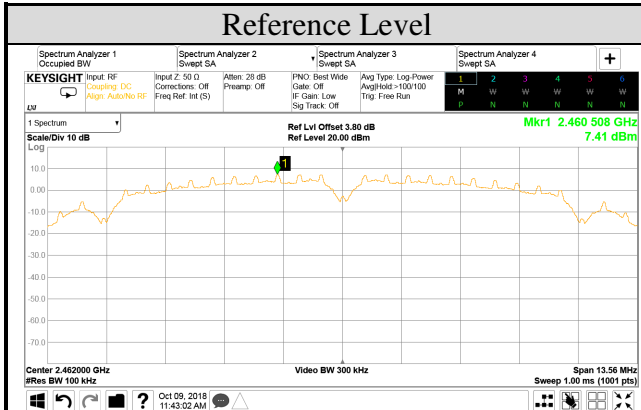
Audix Technology Corp.
 No. 53-11, Dingfu, Linkou, Dist.,
 New Taipei City 244, Taiwan

Tel: +886 2 26099301
Fax: +886 2 26099303

Test Date	2018/10/09	Temp./Hum.	23°C/55%
Cable Loss	3.80dB / 4.30dB	Test Voltage	AC 120V, 60Hz
Mode	802.11b	Frequency	TX 2437MHz
Simultaneous Factor10 log(n) (Note: "n" is antenna number)	0		



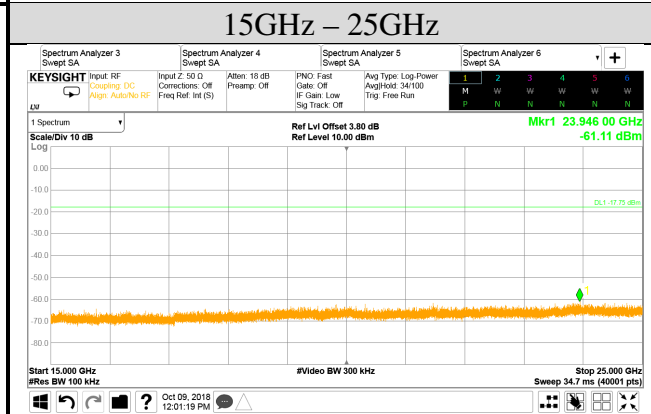
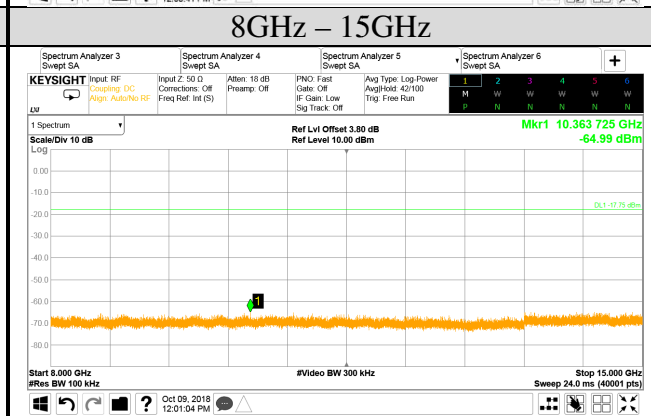
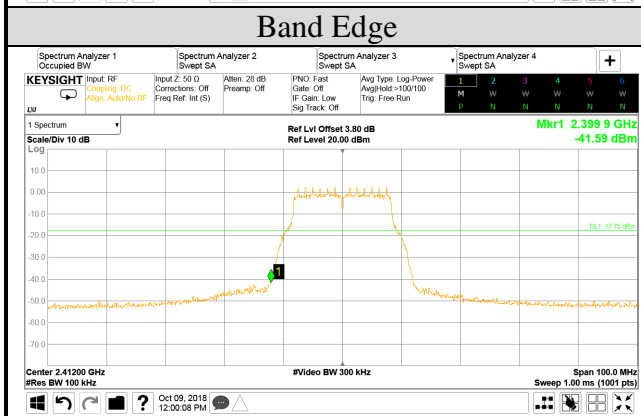
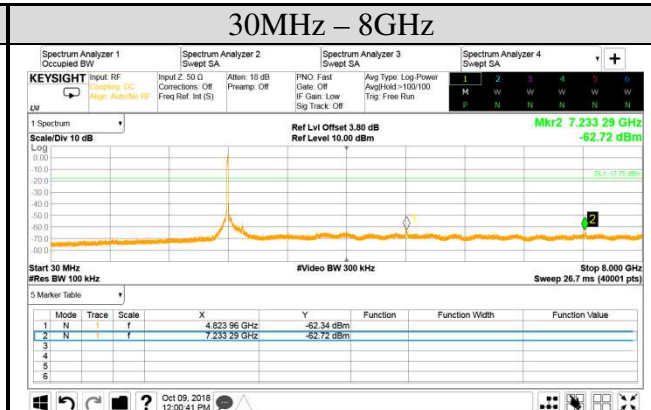
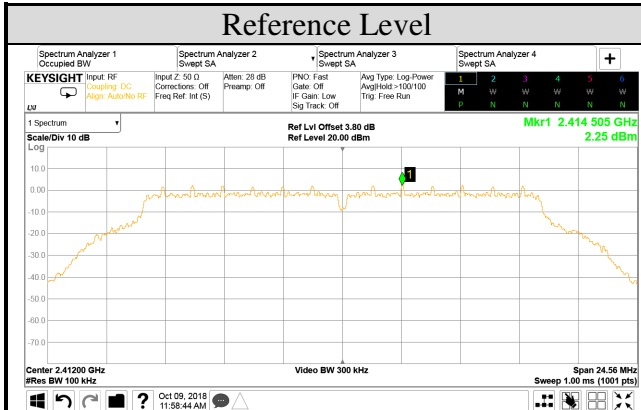
Test Date	2018/10/09~11/13	Temp./Hum.	23°C/55%
Cable Loss	3.80dB / 4.30dB	Test Voltage	AC 120V, 60Hz
Mode	802.11b	Frequency	TX 2462MHz
Simultaneous Factor10 log(n) (Note: "n" is antenna number)			0



Audix Technology Corp.
 No. 53-11, Dingfu, Linkou, Dist.,
 New Taipei City244, Taiwan

Tel: +886 2 26099301
Fax: +886 2 26099303

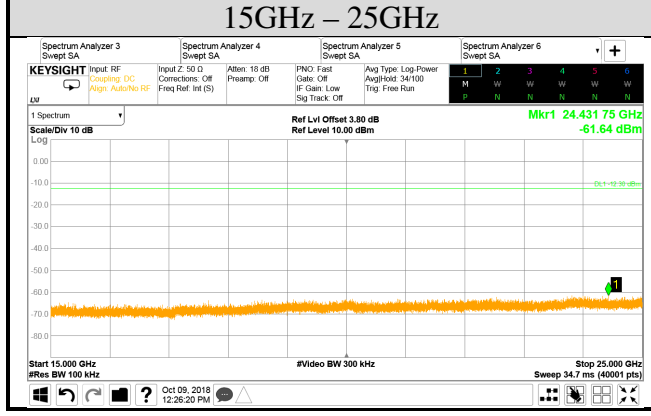
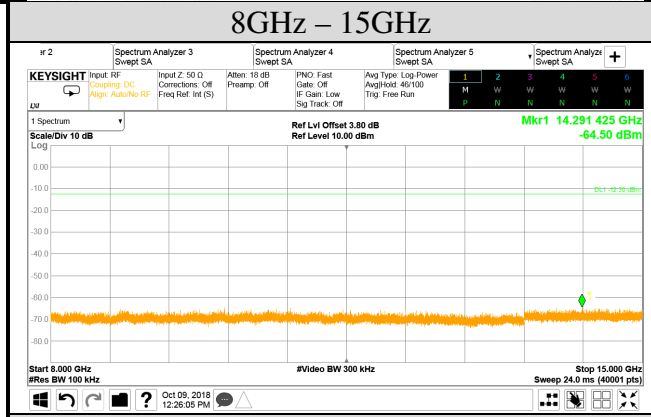
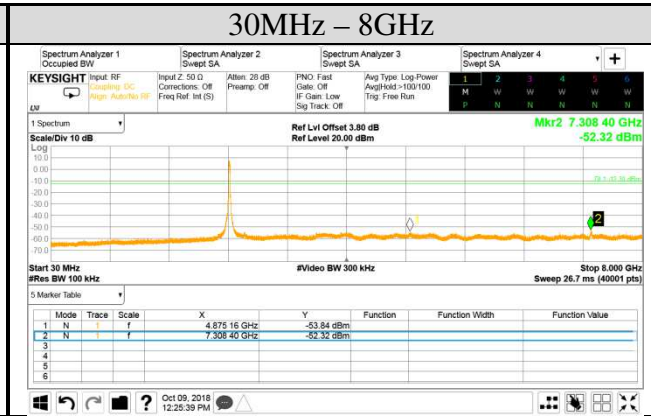
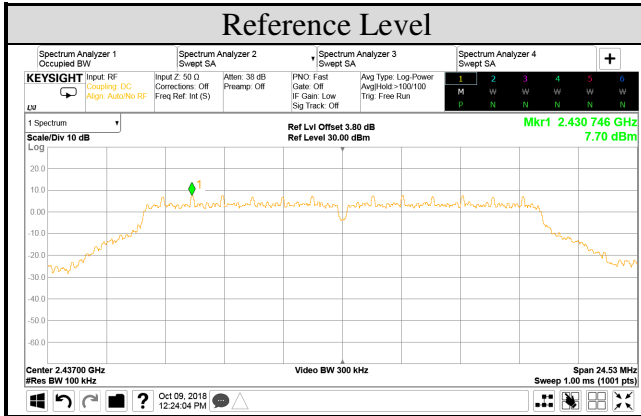
Test Date	2018/10/09	Temp./Hum.	23°C/55%
Cable Loss	3.80dB / 4.30dB	Test Voltage	AC 120V, 60Hz
Mode	802.11g	Frequency	TX 2412MHz
Simultaneous Factor	10 log(n) (Note: "n" is antenna number)		0



Audix Technology Corp.
 No. 53-11, Dingfu, Linkou, Dist.,
 New Taipei City244, Taiwan

Tel: +886 2 26099301
Fax: +886 2 26099303

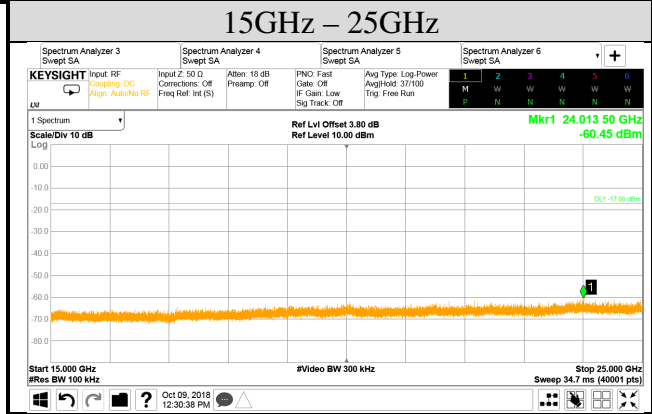
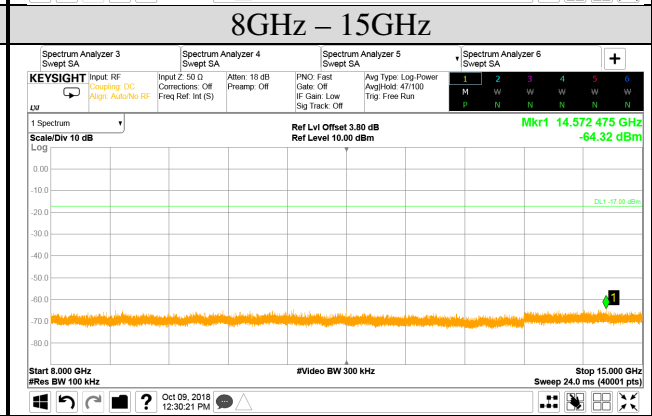
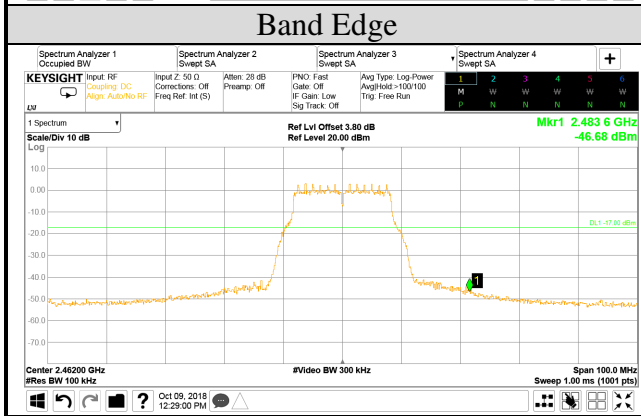
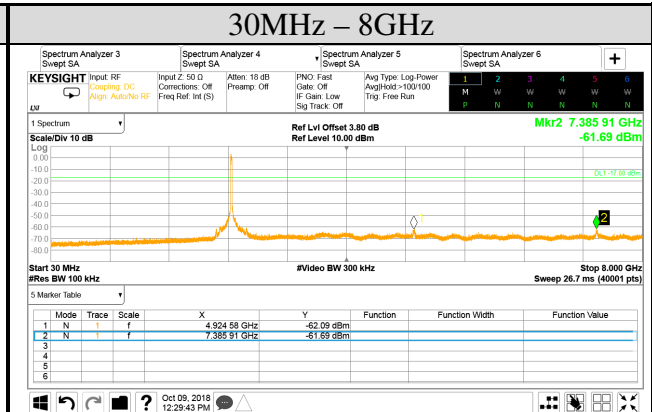
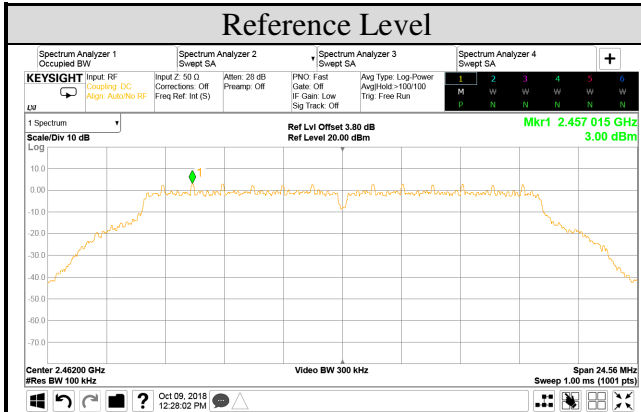
Test Date	2018/10/09	Temp./Hum.	23°C/55%
Cable Loss	3.80dB / 4.30dB	Test Voltage	AC 120V, 60Hz
Mode	802.11g	Frequency	TX 2437MHz
Simultaneous Factor	10 log(n) (Note: "n" is antenna number)		0



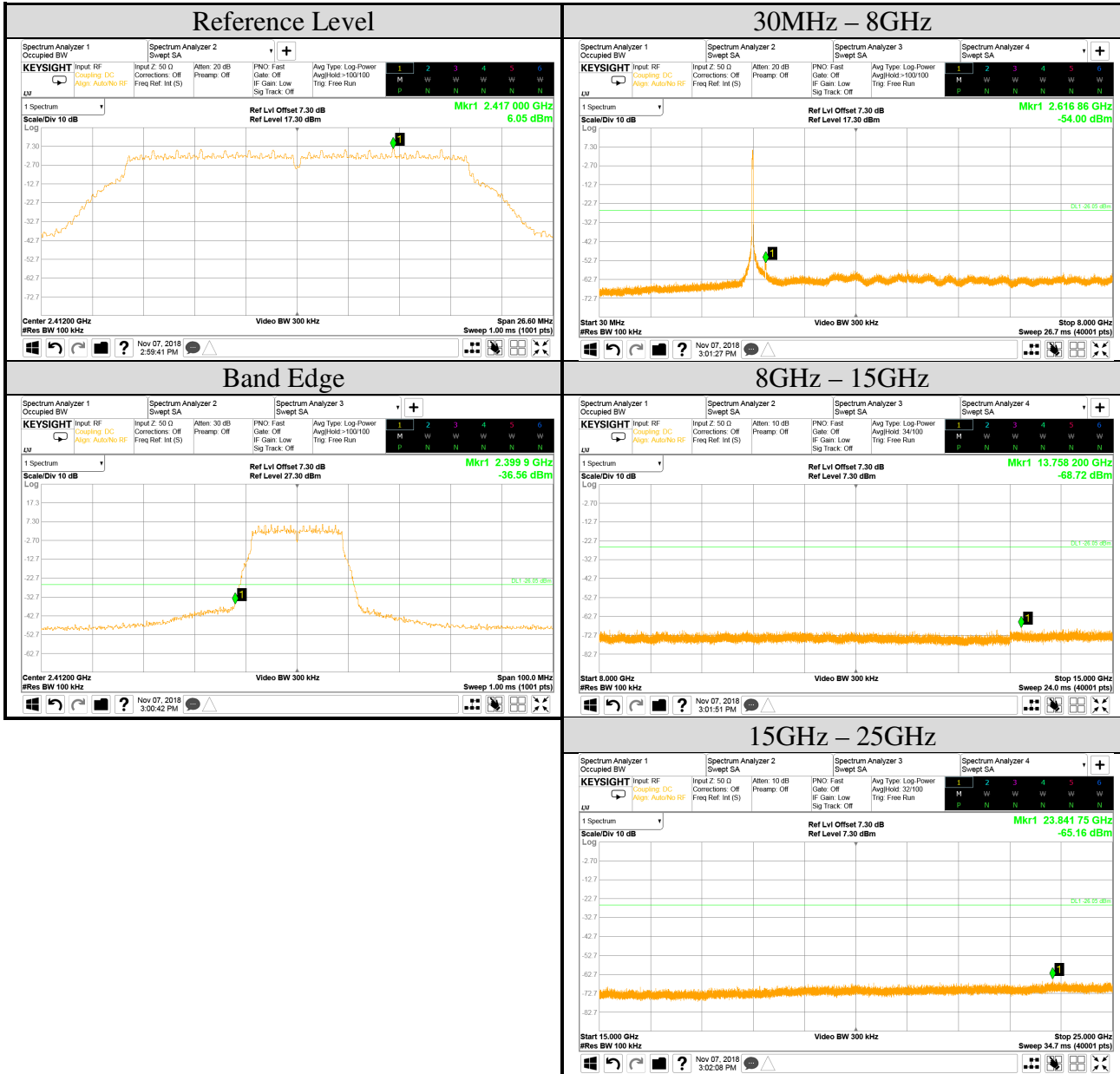
Audix Technology Corp.
 No. 53-11, Dingfu, Linkou, Dist.,
 New Taipei City 244, Taiwan

Tel: +886 2 26099301
Fax: +886 2 26099303

Test Date	2018/10/09	Temp./Hum.	23°C/55%
Cable Loss	3.80dB / 4.30dB	Test Voltage	AC 120V, 60Hz
Mode	802.11g	Frequency	TX 2462MHz
Simultaneous Factor	10 log(n) (Note: "n" is antenna number)		0



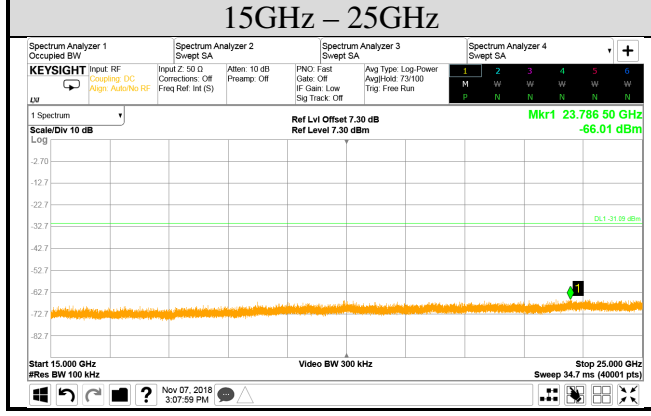
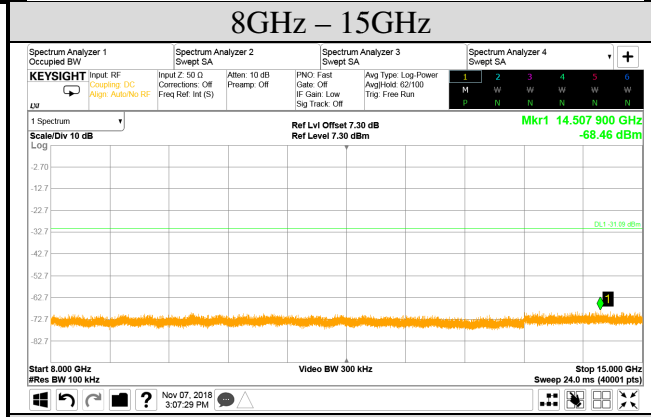
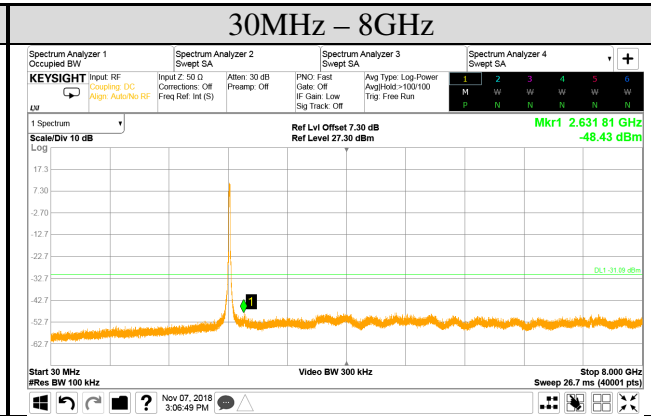
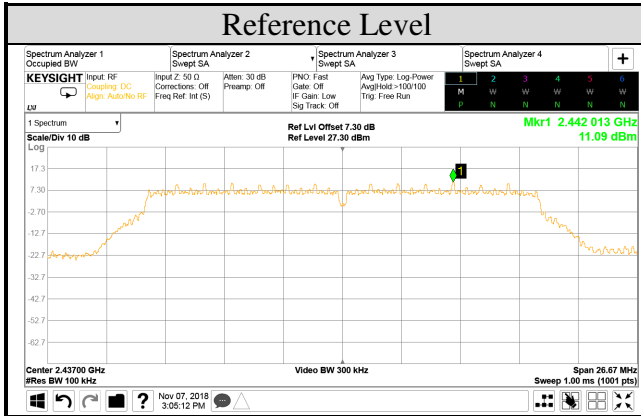
Test Date	2018/11/07	Temp./Hum.	24°C/52%
Cable Loss	3.80dB / 4.30dB	Test Voltage	AC 120V, 60Hz
Mode	802.11n-HT20	Frequency	TX 2412MHz
Simultaneous Factor10 log(n) (Note: "n" is antenna number)			3



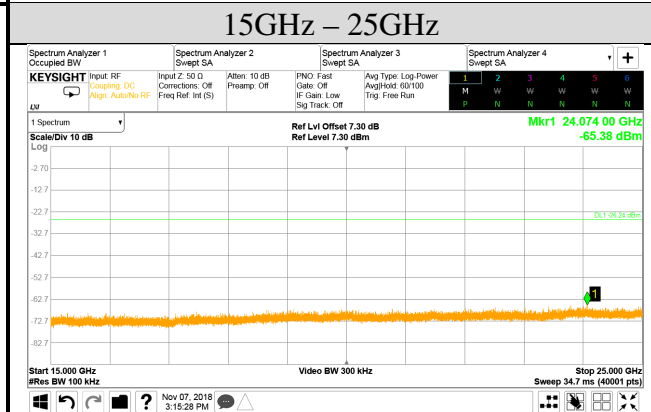
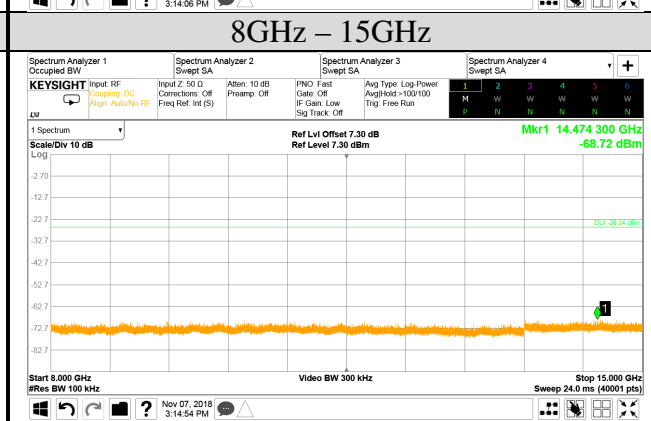
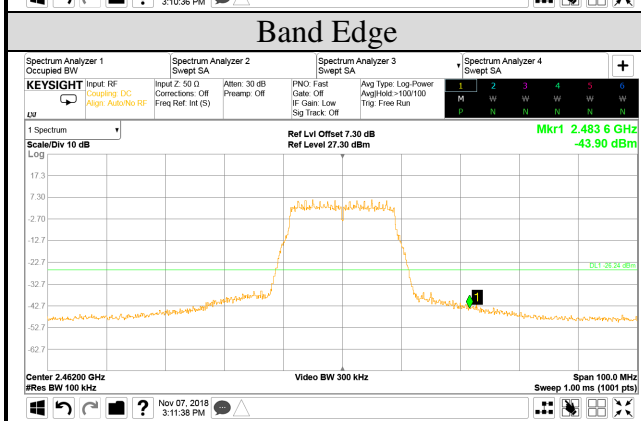
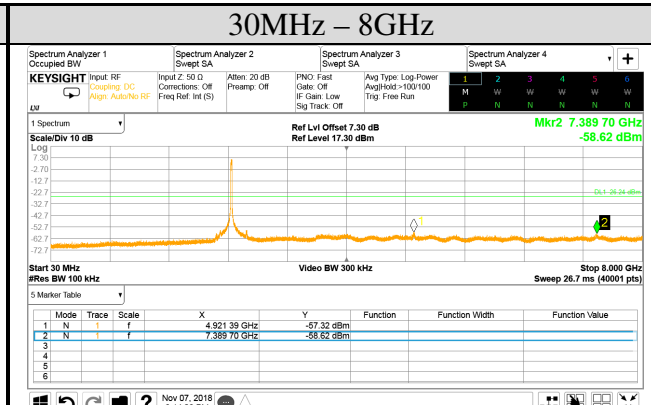
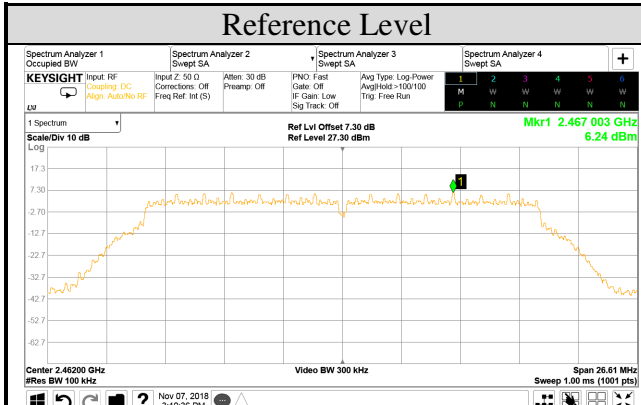
Audix Technology Corp.
 No. 53-11, Dingfu, Linkou, Dist.,
 New Taipei City244, Taiwan

Tel: +886 2 26099301
Fax: +886 2 26099303

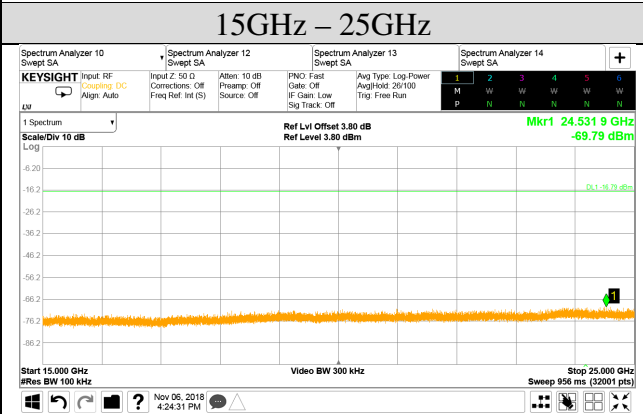
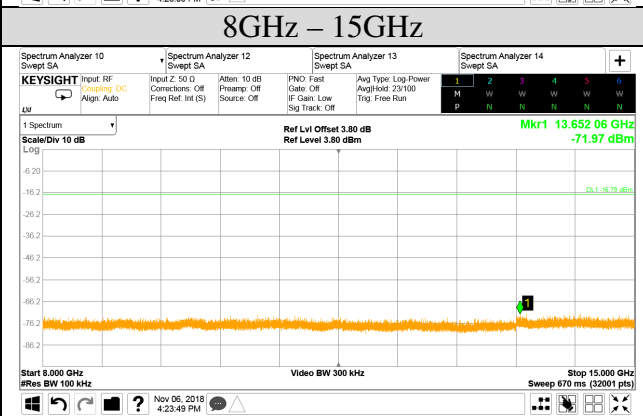
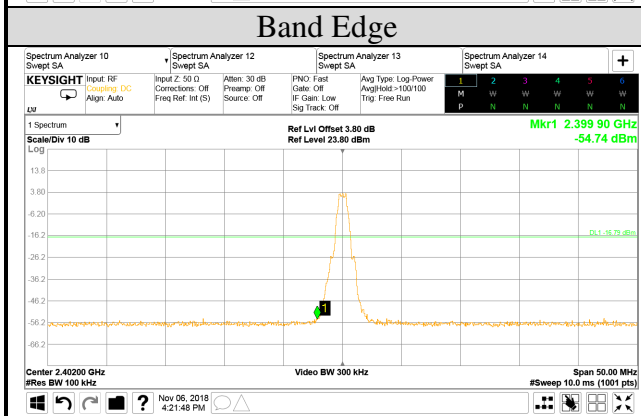
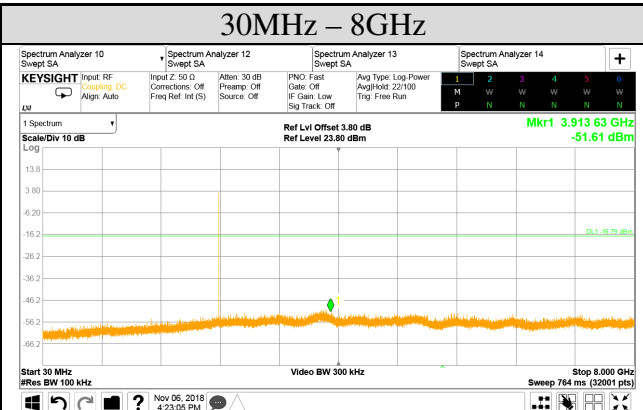
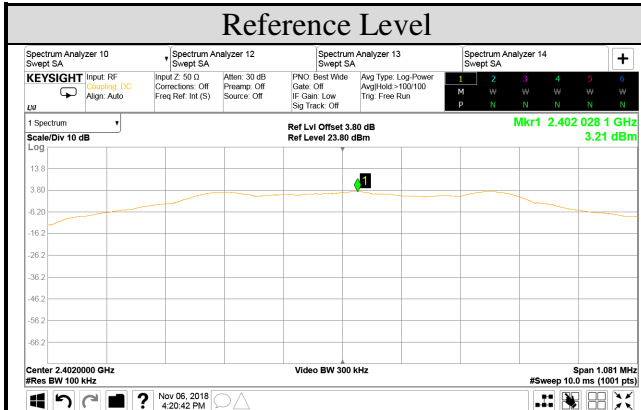
Test Date	2018/11/07	Temp./Hum.	24°C/52%
Cable Loss	3.80dB / 4.30dB	Test Voltage	AC 120V, 60Hz
Mode	802.11n-HT20	Frequency	TX 2437MHz
Simultaneous Factor10 log(n) (Note: “n” is antenna number)			3



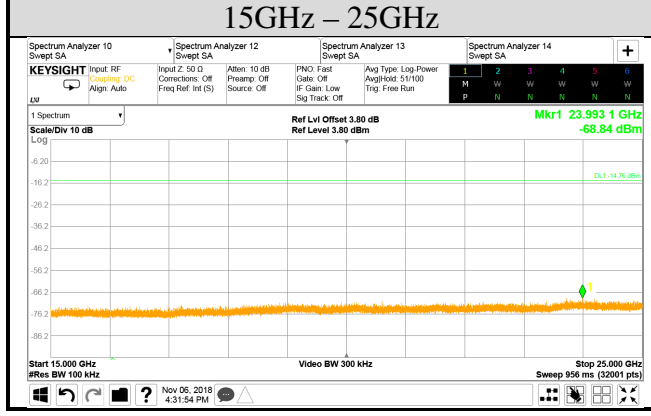
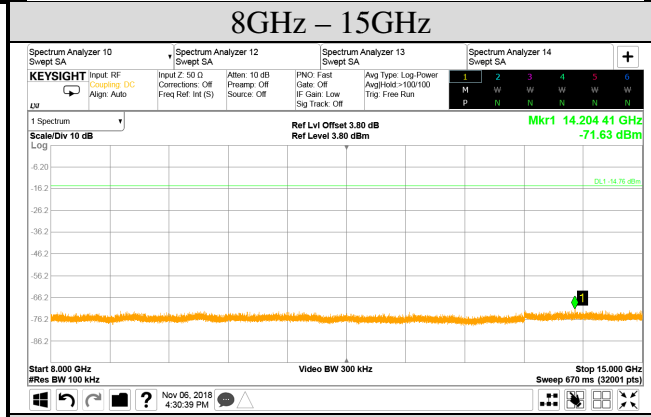
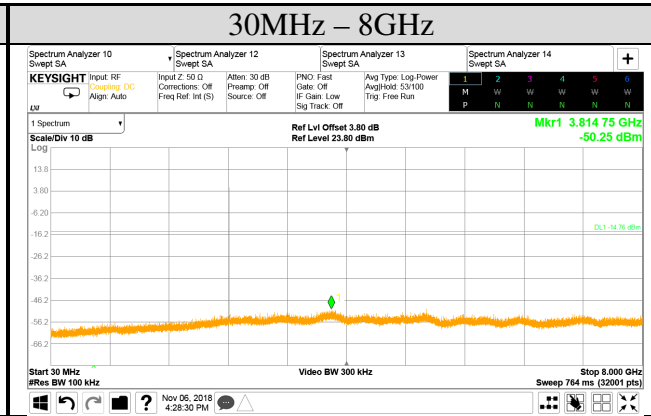
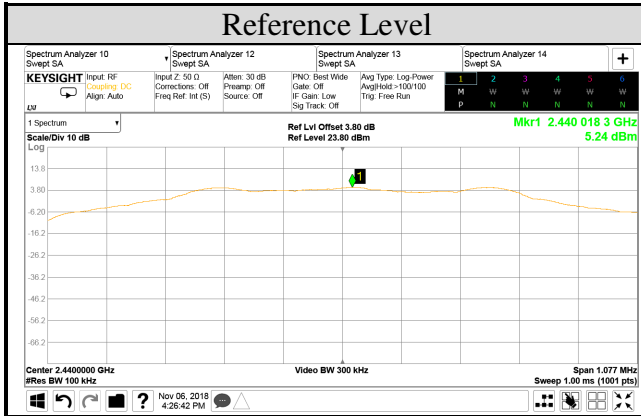
Test Date	2018/11/07	Temp./Hum.	24°C/52%
Cable Loss	3.80dB / 4.30dB	Test Voltage	AC 120V, 60Hz
Mode	802.11n-HT20	Frequency	TX 2462MHz
Simultaneous Factor10 log(n) (Note: "n" is antenna number)			3



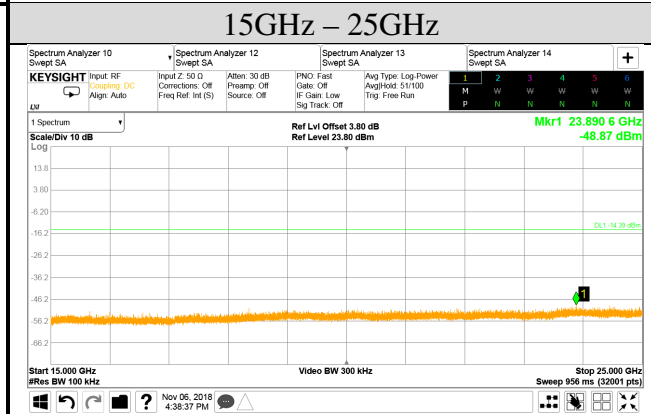
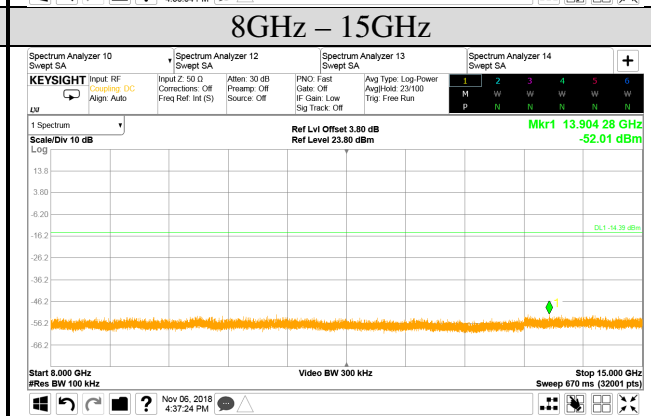
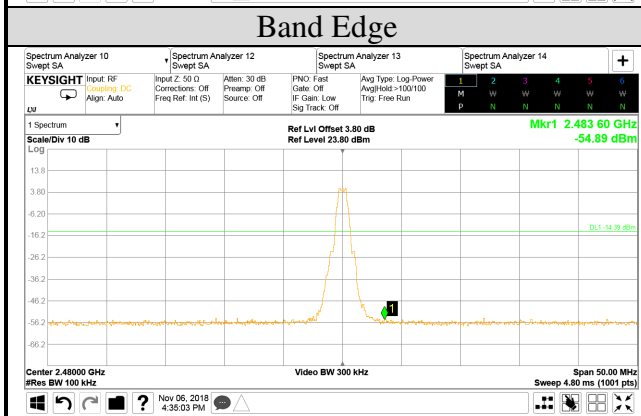
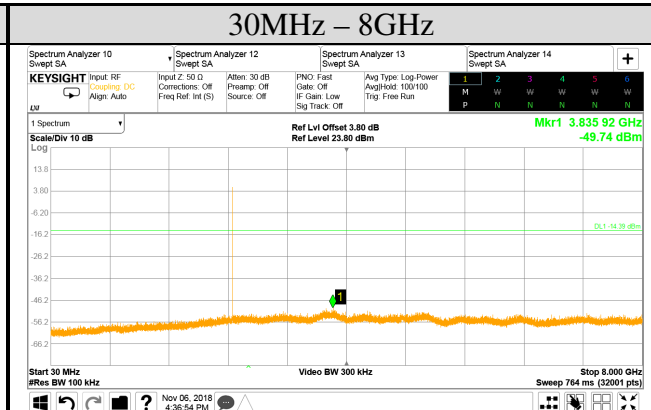
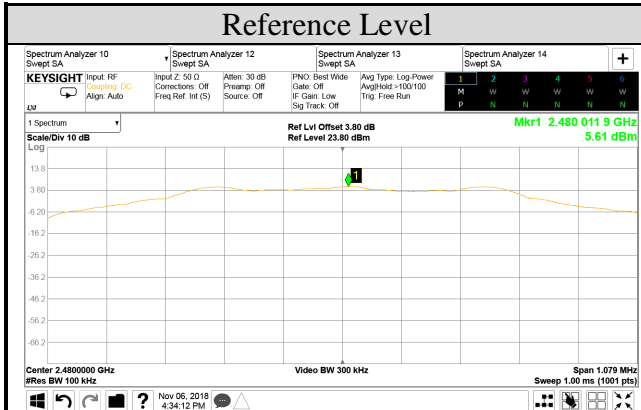
Test Date	2018/11/06	Temp./Hum.	23°C/55%
Cable Loss	3.80dB / 4.30dB	Test Voltage	AC 120V, 60Hz
Mode	BLE	Frequency	TX 2402MHz
Simultaneous Factor10 log(n) (Note: "n" is antenna number)			0



Test Date	2018/11/06	Temp./Hum.	23°C/55%
Cable Loss	3.80dB / 4.30dB	Test Voltage	AC 120V, 60Hz
Mode	BLE	Frequency	TX 2440MHz
Simultaneous Factor10 log(n) (Note: "n" is antenna number)	0		



Test Date	2018/11/06	Temp./Hum.	23°C/55%
Cable Loss	3.80dB / 4.30dB	Test Voltage	AC 120V, 60Hz
Mode	BLE	Frequency	TX 2480MHz
Simultaneous Factor	10 log(n) (Note: "n" is antenna number)		0



A.6 POWER SPECTRAL DENSITY

Test Date	2018/10/09~11/07	Temp./Hum.	23~24°C/52~55%
Cable Loss	3.80dB / 4.30dB	Test Voltage	AC 120V, 60Hz
Simultaneous Factor 10 log(n) (Note: "n" is antenna number)			802.11b/g, BLE: 0, 802.11n-HT20: 3

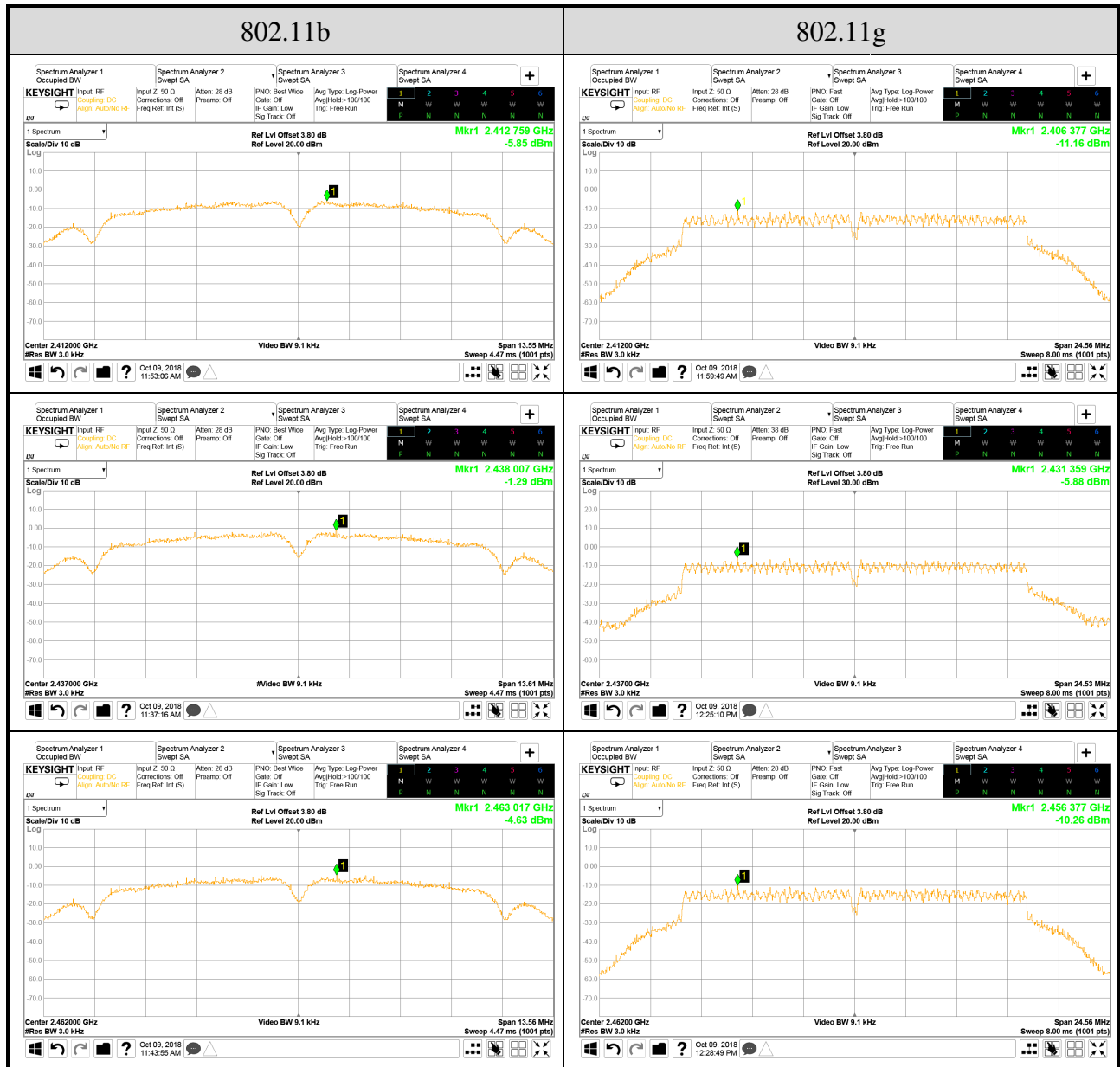
A.6.1 Power Spectral Density Result

Mode	Centre Frequency (MHz)	Power Spectral Density (dBm)	Limit
802.11b	2412	-5.85	<8dBm/3kHz
	2437	-1.29	
	2462	-4.63	
802.11g	2412	-11.16	
	2437	-5.88	
	2462	-10.26	
802.11n-HT20	2412	-7.69	
	2437	-2.90	
	2462	-7.09	
BLE	2402	-9.84	
	2440	-7.68	
	2480	-7.97	

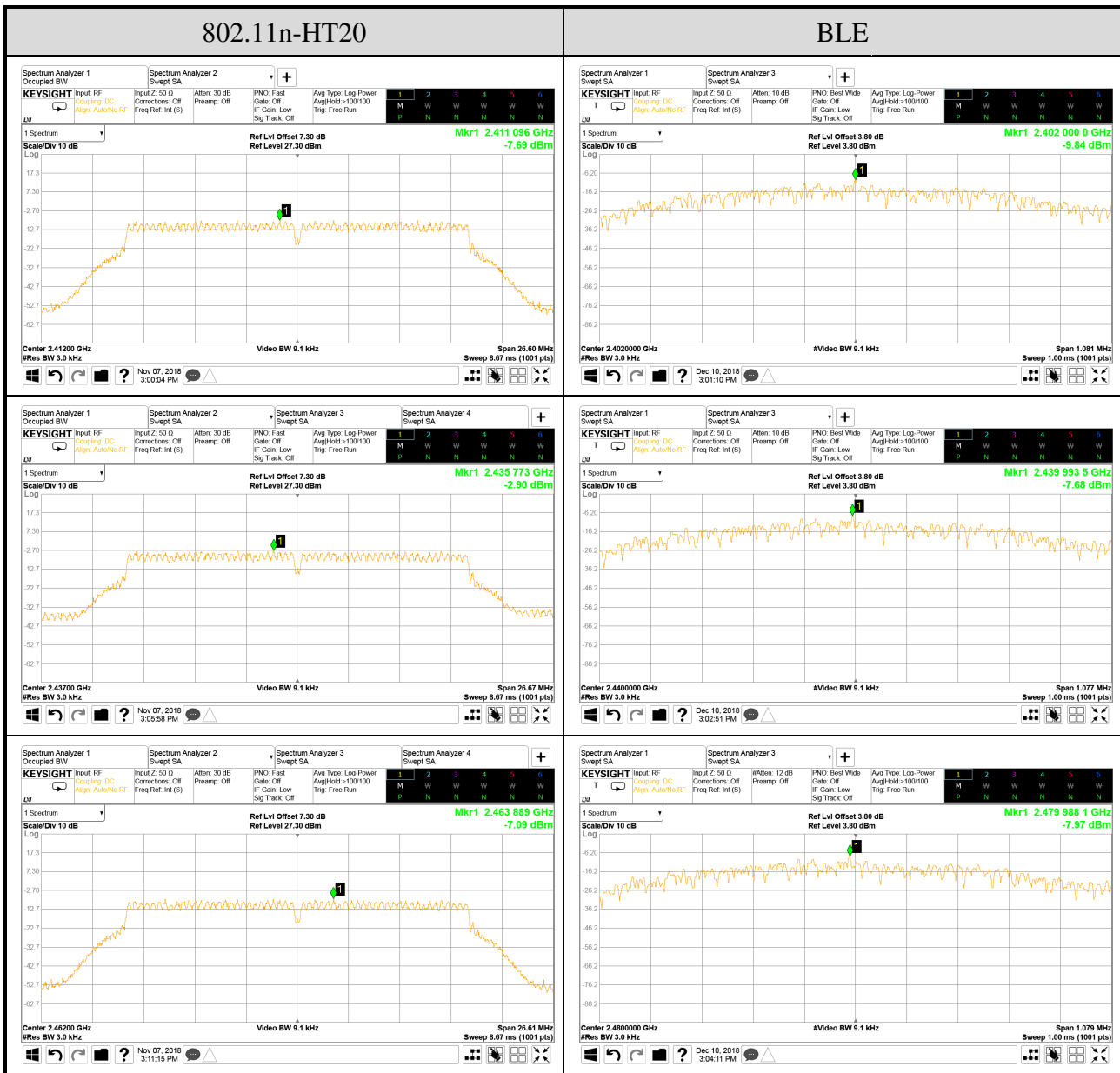
Note: For 802.11n-HT20: All results have been included cable loss and Simultaneous Factor.

For 802.11b/g/BLE: All results have been included cable loss.

A.6.2 Measurement Plots



Note: All results have been included cable loss and Simultaneous Factor.



Note: All results have been included cable loss and Simultaneous Factor.