

FCC PART 15 SUBPART C TEST REPORT

for

DONGLE BLUETOOTH BT-400

Model No.: 5F.4431K.001

FCC ID: VRSBT400

of

Applicant: Qisda Corporation

**Address: NO.157, SHAN-YING ROAD, SHAN-TING LI,
GUEISHAN DIST., TAOYUAN 333 Taiwan**

Tested and Prepared

by

Worldwide Testing Services (Taiwan) Co., Ltd.

FCC Registration No.: 930600

Industry Canada filed test laboratory Reg. No. IC 5679A-1, IC 5107A-1

A2LA Accredited No.: 2732.01



Report No.: W6D21607-16048-C-1



TABLE OF CONTENTS

1	GENERAL INFORMATION	2
1.1	NOTES.....	2
1.2	TESTING LABORATORY	3
1.2.1	<i>Location</i>	3
1.2.2	<i>Details of accreditation status</i>	3
1.3	DETAILS OF APPROVAL HOLDER.....	3
1.4	APPLICATION DETAILS	4
1.5	GENERAL INFORMATION OF TEST ITEM	4
1.6	TEST STANDARDS.....	5
2	TECHNICAL TEST	6
2.1	SUMMARY OF TEST RESULTS	6
2.2	TEST ENVIRONMENT	6
2.3	TEST EQUIPMENT LIST	7
2.4	GENERAL TEST PROCEDURE	9
3	TEST RESULTS (ENCLOSURE)	11
3.1	PEAK OUTPUT POWER (TRANSMITTER)	12
3.2	EQUIVALENT ISOTROPIC RADIATED POWER.....	18
3.3	RF EXPOSURE COMPLIANCE REQUIREMENTS	18
3.4	TRANSMITTER RADIATED EMISSIONS IN RESTRICTED BANDS.....	19
3.5	SPURIOUS EMISSIONS (TX)	20
3.6	CARRIER FREQUENCY SEPARATION	22
3.7	NUMBER OF HOPPING FREQUENCIES.....	25
3.7.1	<i>Pseudorandom Frequency Hopping Sequence</i>	27
3.7.2	<i>Coordination of hopping sequences to other transmitters</i>	27
3.7.3	<i>System Receiver Hopping Capability</i>	27
3.8	TIME OF OCCUPANCY (DWELL TIME)	28
3.9	20DB BANDWIDTH.....	34
3.9.1	<i>System Receiver Input Bandwidth</i>	37
3.10	MINIMUM 6 DB BANDWIDTH	38
3.11	RADIATED EMISSION ON THE BAND EDGE	41
3.12	PEAK POWER SPECTRAL DENSITY	47
3.13	RADIATED EMISSION FROM DIGITAL PART	50
3.14	POWER LINE CONDUCTED EMISSION	51

APPENDIX



Registration number: W6D21607-16048-C-1
FCC ID: VRSBT400

1 General Information

1.1 Notes

The purpose of conformity testing is to increase the probability of adherence to the essential requirements or conformity specifications, as appropriate.

The complexity of the technical specifications, however, means that full and thorough testing is impractical for both technical and economic reasons.

Furthermore, there is no guarantee that a test sample which has passed all the relevant tests conforms to a specification.

Neither is there any guarantee that such a test sample will interwork with other genuinely open systems. The existence of the tests nevertheless provides the confidence that the test sample possesses the qualities as maintained and that its performance generally conforms to representative cases of communications equipment.

The test results of this test report relate exclusively to the item tested as specified in 1.5.

The test report may only be reproduced or published in full.

Reproduction or publication of extracts from the report requires the prior written approval of the Worldwide Testing Services(Taiwan) Co., Ltd.

Specific Conditions:

Usage of the hereunder tested device in combination with other integrated or external antennas requires at least additional output power measurements, spurious emission measurements, conducted emission measurements (AC supply lines) and radio frequency exposure evaluations for each individual configuration performed, for certification by FCC.

Tester:

September 07, 2016	Rick Chen	<i>Rick Chen</i>
_____	_____	_____
Date	WTS-Lab.	Name
		Signature

Technical responsibility for area of testing:

September 07, 2016	Kevin Wang	<i>Kevin Wang</i>
_____	_____	_____
Date	WTS	Name
		Signature



Registration number: W6D21607-16048-C-1
FCC ID: VRSBT400

1.2 Testing laboratory

1.2.1 Location

OATS

No.5-1, Lishui, Shuang Sing Village,
Wanli Dist., New Taipei City 207,
Taiwan (R.O.C.)

3 meter semi-anechoic chamber

No.35, Aly. 21, Ln. 228, Ankang Rd., Neihu Dist., Taipei City 114, Taiwan (R.O.C.)

TEL:886-2-6613-0228

FAX:886-2-2791-5046

Company

Worldwide Testing Services(Taiwan) Co., Ltd.

6F, NO. 58, LANE 188, RUEY-KUANG RD.

NEIHU, TAIPEI 114, TAIWAN R.O.C.

Tel : 886-2-66068877

Fax : 886-2-66068879

1.2.2 Details of accreditation status

Accredited testing laboratory

A2LA accredited number: 2732.01

FCC filed test laboratory Reg. No. 930600


Industry Canada filed test laboratory Reg. No. IC 5679A-1, IC 5107A-1

Test location, where different from Worldwide Testing Services (Taiwan) Co., Ltd. :

Name: ./.
Accredited number: ./.
Street: ./.
Town: ./.
Country: ./.
Telephone: ./.
Fax: ./.

1.3 Details of approval holder

Name: Qisda Corporation
Street: NO.157, SHAN-YING ROAD, SHAN-TING LI,
GUEISHAN DIST.,
Town: TAOYUAN 333
Country: Taiwan
Telephone: (03)359-8800
Fax: (03)359-3395



Registration number: W6D21607-16048-C-1
FCC ID: VRSBT400

1.4 Application details

Date of receipt of test item: August 26, 2016
Date of test: from August 29, 2016 to September 05, 2016

1.5 General information of Test item

Type of test item: DONGLE BLUETOOTH BT-400
Model Number: 5F.4431K.001
Brand Name: Qisda
Multi-listing model number: ./.
Photos: see Appendix

Technical data

Frequency band: 2.4 GHz – 2.4835 GHz
Number of Channels: Bluetooth 2.0 79 channels
Bluetooth 4.0 40 channels
Operation modes: Duplex
Modulation Type: GFSK、 $\pi/4$ DQPSK、8DPSK
Fixed point-to-point operation: Yes / No
Type of Antenna: PCB printed antenna
Antenna gain: -4.10 dBi
Power supply: USB 5 VDC (power from PC), 500 mA
Emission designator: Bluetooth 2.0: 1M31F1D
Bluetooth 4.0: 1M25G1D
Host device: none

Classification :

Fixed Device	<input type="checkbox"/>
Mobile Device (Human Body distance > 20cm)	<input type="checkbox"/>
Portable Device (Human Body distance < 20cm)	<input checked="" type="checkbox"/>
Modular Radio Device	<input type="checkbox"/>



Registration number: W6D21607-16048-C-1
FCC ID: VRSBT400

Transmitter

Unom

Mode A (Bluetooth 2.0 Normal mode)

Power (ch 0 or A):	Conducted: -2.76 dBm
Power (ch 39 or B):	Conducted: -0.73 dBm
Power (ch 78 or C):	Conducted: -0.56 dBm

Mode B (Bluetooth 2.0 EDR mode)

Power (ch 0 or A):	Conducted: 1.03 dBm
Power (ch 39 or B):	Conducted: 2.15 dBm
Power (ch 78 or C):	Conducted: 2.36 dBm

Mode C (Bluetooth 4.0)

Power (ch 0):	Conducted: -1.93 dBm
Power (ch 19):	Conducted: -0.42 dBm
Power (ch 39):	Conducted: -0.21 dBm

Manufacturer: (if applicable)

Name:	CC&C Technologies, Inc.
Street:	8F, No.150, Jian Yi Road,Zhonghe District,
Town:	New Taipei City,
Country:	Taiwan 235, R. O. C

1.6 Test standards

Technical standard : FCC RULES PART 15 SUBPART C § 15.247 (2015-10)



Registration number: W6D21607-16048-C-1
FCC ID: VRSBT400

2 Technical test

2.1 Summary of test results

No deviations from the technical specification(s) were ascertained in the course of the tests performed.

or

The deviations as specified in 2.5 were ascertained in the course of the tests performed.

2.2 Test environment

Temperature: 23 °C
Relative humidity content: 20 ... 75 %
Air pressure: 86 ... 103 kPa
Power supply: USB 5 VDC (power on PC), 500 mA
Extreme conditions parameters: ./.



Registration number: W6D21607-16048-C-1

FCC ID: VRSBT400

2.3 Test Equipment List

No.	Test equipment	Type	Serial No.	Manufacturer	Cal. Date	Next Cal. Date
ETSTW-CE 001	EMI TEST RECEIVER	ESHS10	842121/013	R&S	2016/5/20	2017/5/19
ETSTW-CE 003	AC POWER SOURCE	APS-9102	D161137	GW	Function Test	
ETSTW-CE 008	HF-EICHLITUNG RF STEP ATTENUATOR 139dB DPSP	334.6010.02	844581/024	R&S	Function Test	
ETSTW-CE 009	TEMP.&HUMIDITY CHAMBER	GTH-225-40-1P-U	MAA0305-009	GIANT FORCE	2016/7/15	2017/7/14
ETSTW-CE 016	TWO-LINE V-NETWORK	ENV216	100050	R&S	2015/9/7	2016/9/6
ETSTW-RE 003	EMI TEST RECEIVER	ESI 26	831438/001	R&S	2016/5/20	2017/5/19
ETSTW-RE 004	EMI TEST RECEIVER	ESI 40	832427/004	R&S	2016/5/25	2017/5/24
ETSTW-RE 005	EMI TEST RECEIVER	ESVS10	843207/020	R&S	2016/7/4	2017/7/3
ETSTW-RE 012	TUNABLE BANDREJECT FILTER	D.C 0309	146	K&L	Function Test	
ETSTW-RE 013	TUNABLE BANDREJECT FILTER	D.C 0336	397	K&L	Function Test	
ETSTW-RE 018	MICROWAVE HORN ANTENNA	AT4560	27212	AR	2016/6/24	2017/6/23
ETSTW-RE 027	Passive Loop Antenna	6512	00034563	ETS-Lindgren	2016/6/29	2017/6/28
ETSTW-RE 030	Double-Ridged Guide Horn Antenna	3117	00035224	ETS-Lindgren	2016/3/23	2017/3/22
ETSTW-RE 042	Biconical Antenna	HK116	100172	R&S	2016/1/25	2017/1/24
ETSTW-RE 043	Log-Periodic Dipole Antenna	HL223	100166	R&S	2016/3/28	2017/3/27
ETSTW-RE 044	Log-Periodic Antenna	HL050	100094	R&S	2016/4/14	2017/4/13
ETSTW-RE 045	ESA-E SERIES SPECTRUM ANALYZER	E4404B	MY45111242	Agilent	Pre-test Use	
ETSTW-RE 050	Attenuator 10dB	50HF-010-1	None	JFW	2016/2/25	2017/2/24
ETSTW-RE 051	Attenuator 6dB	50HF-006-1	None	JFW	2016/2/25	2017/2/24
ETSTW-RE 053	Attenuator 3dB	50HF-003-1	None	JFW	2016/2/25	2017/2/24
ETSTW-RE 055	SPECTRUM ANALYZER	FSU 26	200074	R&S	2016/2/27	2017/2/26
ETSTW-RE 060	Attenuator 30dB	5015-30	F651012z-01	ATM	2016/2/25	2017/2/24
ETSTW-RE 062	Amplifier Module	CHC 2	None	KMIC	2016/4/13	2017/4/12
ETSTW-RE 064	Bluetooth Test Set	MT8852B-042	6K00005709	Anritsu	Function Test	
ETSTW-RE 069	Double-Ridged Guide Horn Antenna	3117	00069377	ETS-Lindgren	Function Test	
ETSTW-RE 072	CELL SITE TEST SET	8921A	3339A00375	HP	2015/9/6	2016/9/5
ETSTW-RE 088	SOLID STATE AMPLIFIER	KMA180265A01	99057	KMIC	2015/9/21	2016/9/20
ETSTW-RE 099	DC Block	50DB-007-1	None	JFW	2016/2/25	2017/2/24
ETSTW-RE 112	AC POWER SOURCE	TFC-1005	T-0A023536	T-Power	Function test	
ETSTW-RE 115	2.4GHz Notch Filter	N0124411	473874	MICROWAVE CIRCUITS	2016/1/13	2017/1/12
ETSTW-RE 120	RF Player	MP9200	MP9210-111022	ADIVIC	Function test	
ETSTW-RE 122	SIGNAL GENERATOR	SMF100A	102149	R&S	2016/5/23	2017/5/22
ETSTW-RE 125	5GHz Notch filter	5NSL11-5200/E221.3-O/O	1	K&L Microwave	2016/8/10	2017/8/9



Worldwide Testing Services(Taiwan) Co., Ltd.

Registration number: W6D21607-16048-C-1
FCC ID: VRSBT400

ETSTW-RE 126	5GHz Notch filter	5NSL12-5800/E221.3-O/O	1	K&L Microwave	2016/8/10	2017/8/9
ETSTW-RE 127	RF Switch Box	RFS-01	None	WTS	2016/2/25	2017/2/24
ETSTW-RE 128	5.3GHz Notch filter	N0153001	SN487233	Microwave Circuits	2016/8/10	2017/8/9
ETSTW-RE 129	5.5GHz Notch filter	N0555984	SN487234	Microwave Circuits	2016/8/10	2017/8/9
ETSTW-RE 130	Handheld RF Spectrum Analyzer	N9340A	CN0147000204	Agilent	Pre-test Use	
ETSTW-RE 142	Amplifier	8447D	2805A03378	Agilent	2016/4/13	2017/4/12
ETSTW-RE 143	Humidity Temperature Meter	TES-1260	110104623	TES	2015/9/9	2016/9/8
ETSTW-RE 147	Bi-log Hybrid Antenna	MCTD 2786B	BLB16M04005	ETC	2016/3/31	2017/3/30
ETSTW-EMI 011	USB Compact Modulator	SFC-U	101689	R&S	2016/5/4	2017/5/3
ETSTW-GSM 002	Universal Radio Communication Tester	CMU 200	109439	R&S	2016/3/4	2017/3/3
ETSTW-GSM 003	Radio Communication Analyzer	MT8820C	6201342073	Anritsu	2016/2/3	2017/2/2
ETSTW-GSM 019	Band Reject Filter	WRCTF824/849-822/851-40 /12+9SS	3	WI	2016/1/13	2017/1/12
ETSTW-GSM 020	Band Reject Filter	WRCD1747/1748-1743/1752-32/5SS	1	WI	2016/1/13	2017/1/12
ETSTW-GSM 021	Band Reject Filter	WRCD1879.5/1880.5-1875.5/1884.5-32/5SS	3	WI	2016/1/13	2017/1/12
ETSTW-GSM 022	Band Reject Filter	WRCT901.9/903.1-904.25-50/8SS	1	WI	2016/1/13	2017/1/12
ETSTW-GSM 023	Power Divider	4901.19.A	None	SUHNER	2015/9/16	2016/9/15
ETSTW-Cable 010	BNC Cable	5 M BNC Cable	None	JYE BAO CO.,LTD.	2015/9/11	2016/9/10
ETSTW-Cable 011	BNC Cable	BNC Cable 1	None	JYE BAO CO.,LTD.	Pre-test Use NCR	
ETSTW-Cable 012	N TYPE To SMA Cable	Cable 012	None	JYE BAO CO.,LTD.	2015/9/11	2016/9/10
ETSTW-Cable 016	BNC Cable	Switch Box	B Cable 1	Schwarz beck	2016/2/24	2017/2/23
ETSTW-Cable 017	BNC Cable	X Cable	B Cable 2	Schwarz beck	2016/2/24	2017/2/23
ETSTW-Cable 018	BNC Cable	Y Cable	B Cable 3	Schwarz beck	2016/2/24	2017/2/23
ETSTW-Cable 019	BNC Cable	Z Cable	B Cable 4	Schwarz beck	2016/2/24	2017/2/23
ETSTW-Cable 020	N TYPE Cable	OATS Cable 1	N30N30-L335-15M	JYE BAO CO.,LTD.	2016/4/22	2017/4/21
ETSTW-Cable 022	N TYPE Cable	5006	0002	JYE BAO CO.,LTD.	2016/4/7	2017/4/6
ETSTW-Cable 026	Microwave Cable	SUCOFLEX 104	279075	HUBER+SUHNER	2016/2/25	2017/2/24
ETSTW-Cable 027	Microwave Cable	SUCOFLEX 104	279083	HUBER+SUHNER	2016/5/13	2017/5/12
ETSTW-Cable 028	Microwave Cable	FA147A0015M2020	30064-2	UTIFLEX	2015/9/21	2016/9/20
ETSTW-Cable 029	Microwave Cable	FA147A0015M2020	30064-3	UTIFLEX	2015/9/21	2016/9/20
ETSTW-Cable 030	Microwave Cable	SUCOFLEX 104 (S Cable 9)	279067	HUBER+SUHNER	2016/2/25	2017/2/24
ETSTW-Cable 031	Microwave Cable	SUCOFLEX 104 (S Cable 10)	238092	HUBER+SUHNER	2016/4/13	2017/4/12
ETSTW-Cable 043	Microwave Cable	SUCOFLEX 104	317576	HUBER+SUHNER	2016/4/13	2017/4/12
ETSTW-Cable 048	Microwave Cable	SUCOFLEX 104	325518	HUBER+SUHNER	2016/4/13	2017/4/12
ETSTW-Cable 058	Microwave Cable	SUCOFLEX 104	none	HUBER+SUHNER	2016/4/7	2017/4/6
ETSTW-Cable 064	Microwave Cable	SUCOFLEX 104	MY28891	HUBER+SUHNER	2016/4/13	2017/4/12
WTSTW-SW 002	EMI TEST SOFTWARE	EZ EMC	None	Farad	Version ETS-03A1	



Registration number: W6D21607-16048-C-1
FCC ID: VRSBT400

2.4 General Test Procedure

POWER LINE CONDUCTED INTERFERENCE: The procedure used was ANSI STANDARD C63.10-2013 6.2 using a LISN (if necessary). Both lines were observed. The bandwidth of the spectrum analyzer was 10 kHz with an appropriate sweep speed.

RADIATION INTERFERENCE: The test procedure used was according to ANSI STANDARD C63.10-2013 6.3 employing a spectrum analyzer. For investigated frequency is equal to or below 1GHz, the RBW and VBW of the spectrum analyzer was 100 kHz and 100kHz respectively with an appropriate sweep speed. For investigated frequency is above 1GHz, both of RBW and VBW of the spectrum analyzer were 1 MHz with an appropriate sweep speed. The analyzer was calibrated in dB above a microvolt at the output of the antenna.

FORMULA OF CONVERSION FACTORS: The Field Strength at 3m was established by adding the meter reading of the spectrum analyzer (which is set to read in units of dB μ V) to the antenna correction factor supplied by the antenna manufacturer. The antenna correction factors are stated in terms of dB.

Example:

Freq (MHz) METER READING + ACF + CABLE LOSS (to the receiver) = FS
33 20 dB μ V + 10.36 dB + 6 dB = 36.36 dB μ V/m @3m

The EUT was placed on a table 80 cm high and with dimensions of 1m by 1.5m (non metallic table) and arranged according to ANSI C63.10-2013 6.2.2. The table used for radiated measurements is capable of continuous rotation. The spectrum was scanned from 30 MHz to the frequency specified as follows:

- (1) If the intentional radiator operates below 10 GHz: to the tenth harmonic of the highest fundamental frequency or to 40 GHz, whichever is lower.
- (2) If the intentional radiator operates at or above 10 GHz and below 30 GHz: to the fifth harmonic of the highest fundamental frequency or to 100 GHz, whichever is lower.
- (3) If the intentional radiator operates at or above 30 GHz: to the fifth harmonic of the highest fundamental frequency or to 200 GHz, whichever is lower, unless specified otherwise elsewhere in the rules.
- (4) If the intentional radiator contains a digital device, regardless of whether this digital device controls the functions of the intentional radiator or the digital device is used for additional control or function purposes other than to enable the operation of the intentional radiator, the frequency range shall be investigated up to the range specified in paragraphs (a)(1)-(a)(3) of this section or the range applicable to the digital device, as shown in paragraph (b)(1) of this Section, whichever is the higher frequency range of investigation.

For hand-held devices, a exploratory test was performed with three (3) orthogonal planes to determine the highest emissions.

Measurements were made by Worldwide Testing Services(Taiwan) Co., Ltd. at the registered open field test site located at No.5-1, Lishui, Shuang Sing Village, Wanli Dist., New Taipei City 207, Taiwan (R.O.C.). The Registration Number: 930600.

When an emission was found, the table was rotated to produce the maximum signal strength. At this point, the antenna was raised and lowered from 1m to 4m. The antenna was placed in both the horizontal and vertical planes.



Registration number: W6D21607-16048-C-1
FCC ID: VRSBT400

When the radiated emission limits are expressed in terms of the average value of the emission, and pulsed operation is employed, the measurement field strength shall be determined by averaging over one complete pulse train, including blanking intervals, as long as the pulse train does not exceed 0.1 seconds. As an alternative (provided the transmitter operates for longer than 0.1 seconds) or in cases where the pulse train exceeds 0.1 seconds, the measured field strength shall be determined from the average absolute voltage during a 0.1 second interval during which the field strength is at its maximum value.

The formula is as follows:

Average = Peak + Duty Factor

Duty Factor = $20 \log(\text{dwell time}/T)$

T = 100ms when the pulse train period is over 100 ms or the period of the pulse train.

Modified Limits for peak according to 15.35 (b) = Max Permitted average Limits + 20dB

ANSI STANDARD C63.10-2013 B.2.7: Any measurements that utilize special test software shall be indicated and referenced in the test report. During testing, test software 'EZ EMC' was used for setting up different operation modes.



Worldwide Testing Services(Taiwan) Co., Ltd.

Registration number: W6D21607-16048-C-1
 FCC ID: VRSBT400

3 Test results (enclosure)

TEST CASE	Para. Number	Required	Test passed	Test failed
Peak Output Power	15.247(b)	<input checked="" type="checkbox"/>	<input checked="" type="checkbox"/>	<input type="checkbox"/>
Equivalent isotropically radiated Power	15.247(b)	<input checked="" type="checkbox"/>	<input checked="" type="checkbox"/>	<input type="checkbox"/>
Spurious Emissions radiated – Transmitter operating	15.247(c)	<input checked="" type="checkbox"/>	<input checked="" type="checkbox"/>	<input type="checkbox"/>
Spurious Emissions conducted – Transmitter operating	15.247	<input type="checkbox"/>	<input type="checkbox"/>	<input type="checkbox"/>
Carrier Frequency Separation	15.247(a) (1)	<input checked="" type="checkbox"/>	<input checked="" type="checkbox"/>	<input type="checkbox"/>
Number of Hopping Frequencies	15.247(a) (1)(i)	<input checked="" type="checkbox"/>	<input checked="" type="checkbox"/>	<input type="checkbox"/>
Time of Occupancy (Dwell Time)	15.247(a) (1)(i)	<input checked="" type="checkbox"/>	<input checked="" type="checkbox"/>	<input type="checkbox"/>
20 dB Bandwidth	15.247(a) (1)(i)	<input checked="" type="checkbox"/>	<input checked="" type="checkbox"/>	<input type="checkbox"/>
Minimum 6 dB Bandwidth	15.247(a)(2)	<input checked="" type="checkbox"/>	<input checked="" type="checkbox"/>	<input type="checkbox"/>
Band-edge Compliance of RF Emission	15.247(d)	<input checked="" type="checkbox"/>	<input checked="" type="checkbox"/>	<input type="checkbox"/>
Peak Power Spectral Density	15.247(e)	<input checked="" type="checkbox"/>	<input checked="" type="checkbox"/>	<input type="checkbox"/>
Radiated Emission from Digital Part	15.109	<input type="checkbox"/>	<input type="checkbox"/>	<input type="checkbox"/>
Power Line Conducted Emission	15.207(a)	<input checked="" type="checkbox"/>	<input checked="" type="checkbox"/>	<input type="checkbox"/>



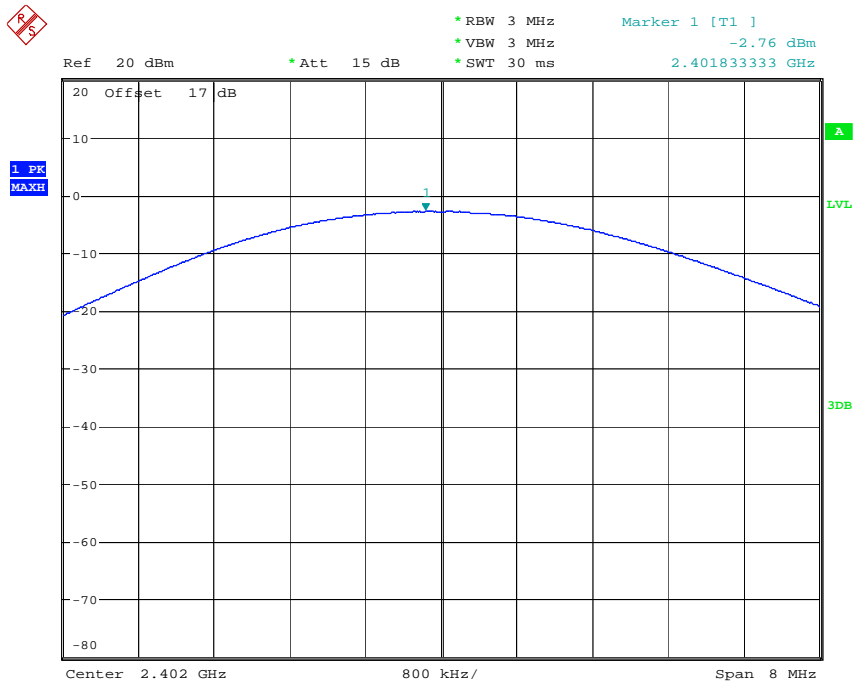
Registration number: W6D21607-16048-C-1
FCC ID: VRSBT400

3.1 Peak Output Power (transmitter)

FCC Rule: 15.247(b)(3)

This measurement applies to equipment with an integral antenna and to equipment with an antenna connector and equipped with an antenna as declared by the applicant.
The power was measured with modulation (declared by the applicant).

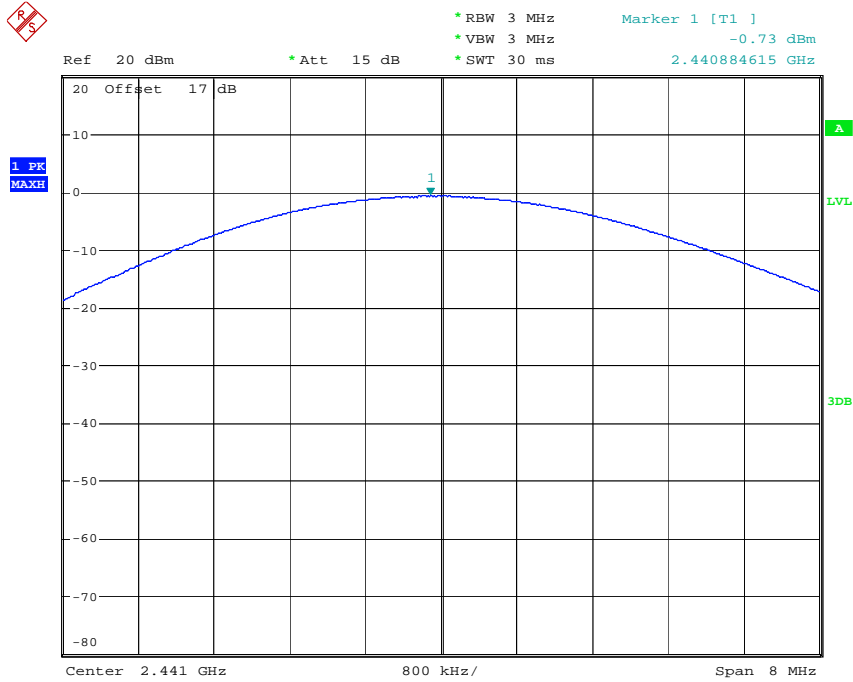
Bluetooth 2.0
Normal mode



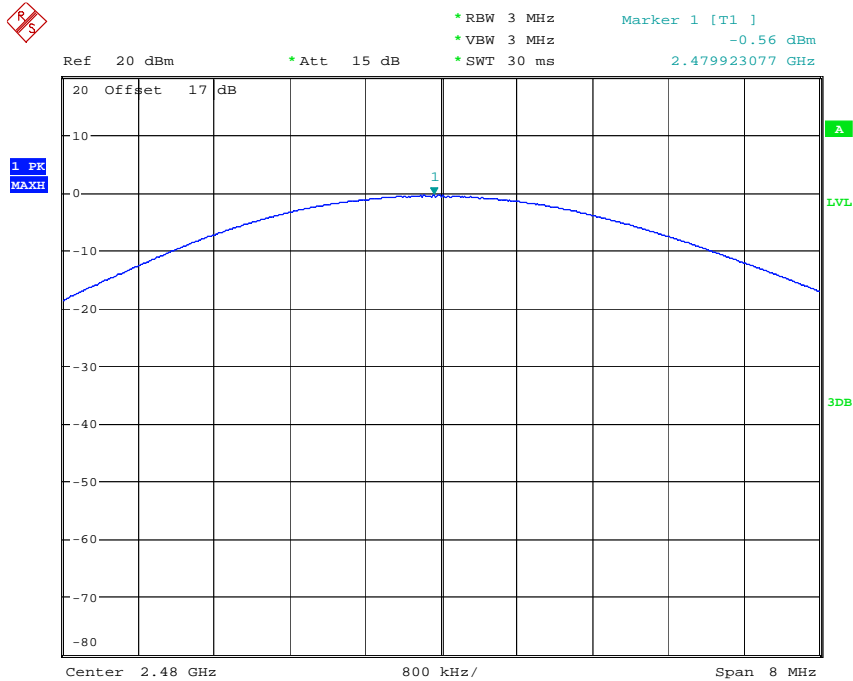
MAX OUTPUT POWER CH0
Date: 30.AUG.2016 18:11:17



Registration number: W6D21607-16048-C-1
FCC ID: VRSBT400



MAX OUTPUT POWER CH39
Date: 30.AUG.2016 18:11:49

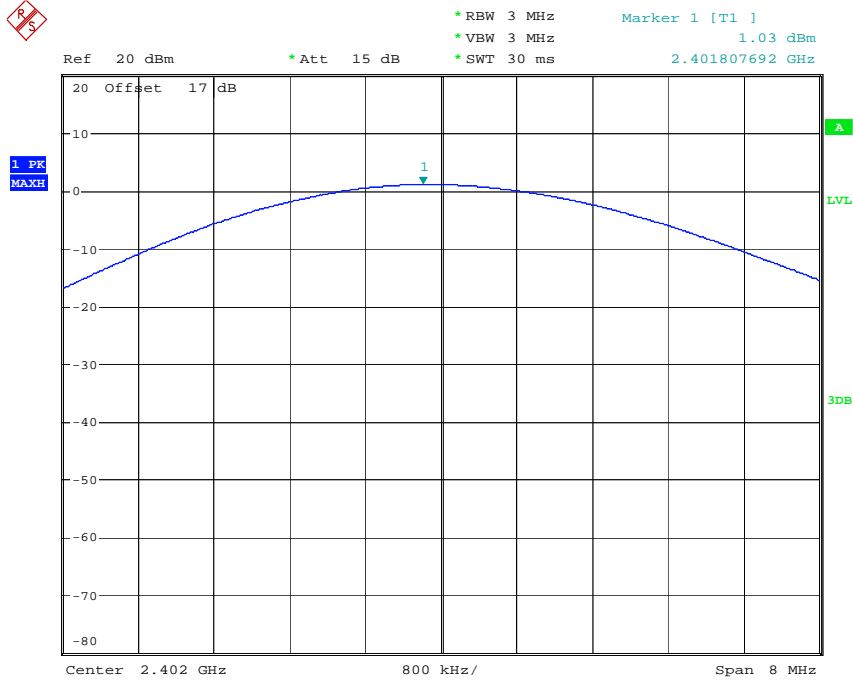


MAX OUTPUT POWER CH78
Date: 30.AUG.2016 18:12:09

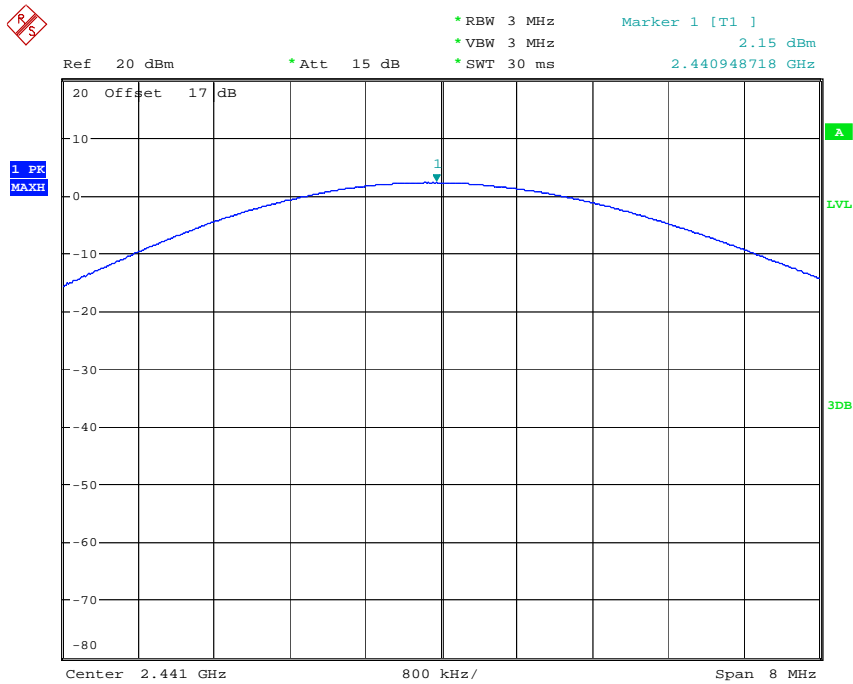


Registration number: W6D21607-16048-C-1
FCC ID: VRSBT400

EDR mode



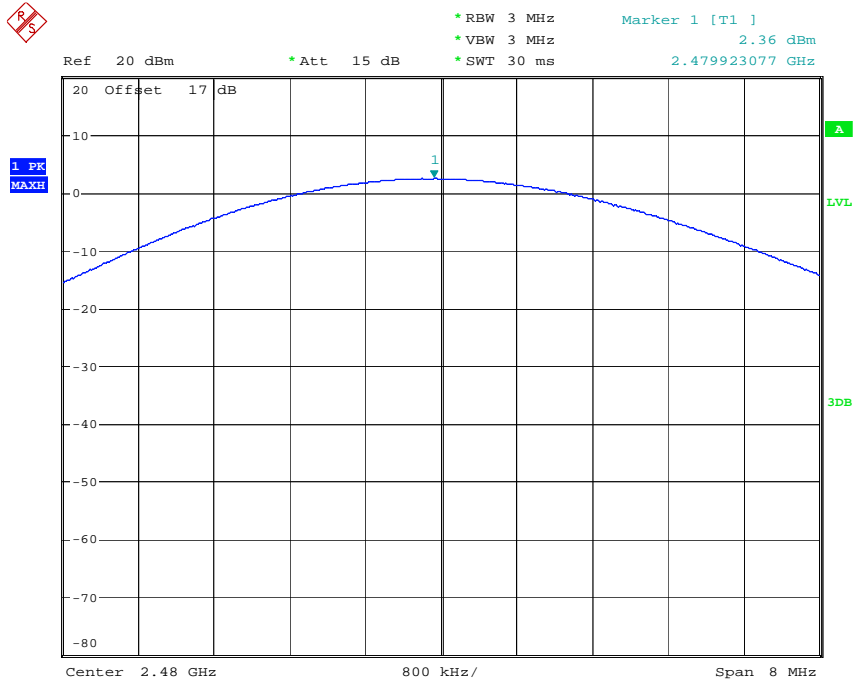
MAX OUTPUT POWER CH0 EDR MODE
Date: 30.AUG.2016 18:17:29



MAX OUTPUT POWER CH39 EDR MODE
Date: 30.AUG.2016 18:18:01

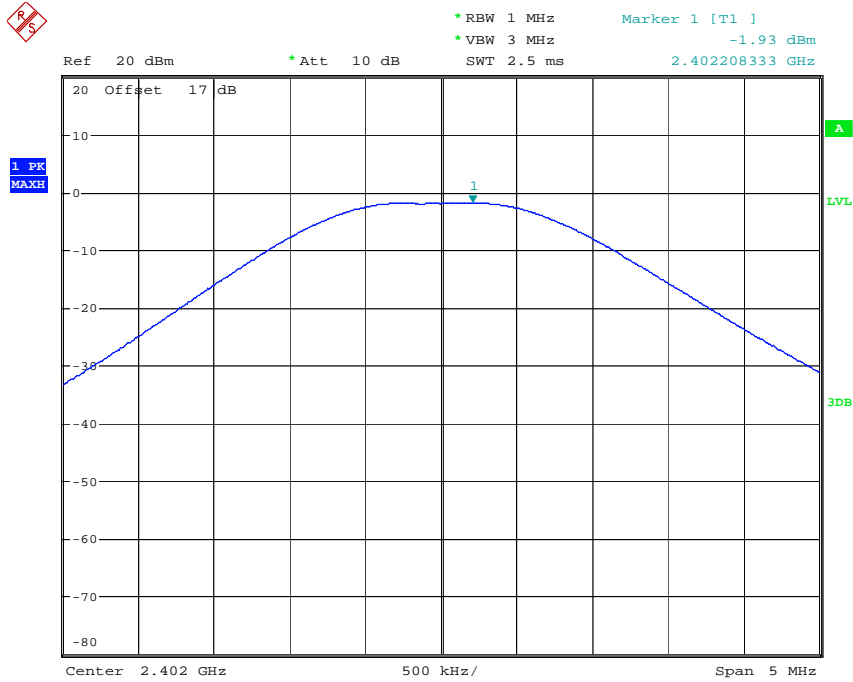


Registration number: W6D21607-16048-C-1
FCC ID: VRSBT400



MAX OUTPUT POWER CH78 EDR MODE
Date: 30.AUG.2016 18:18:21

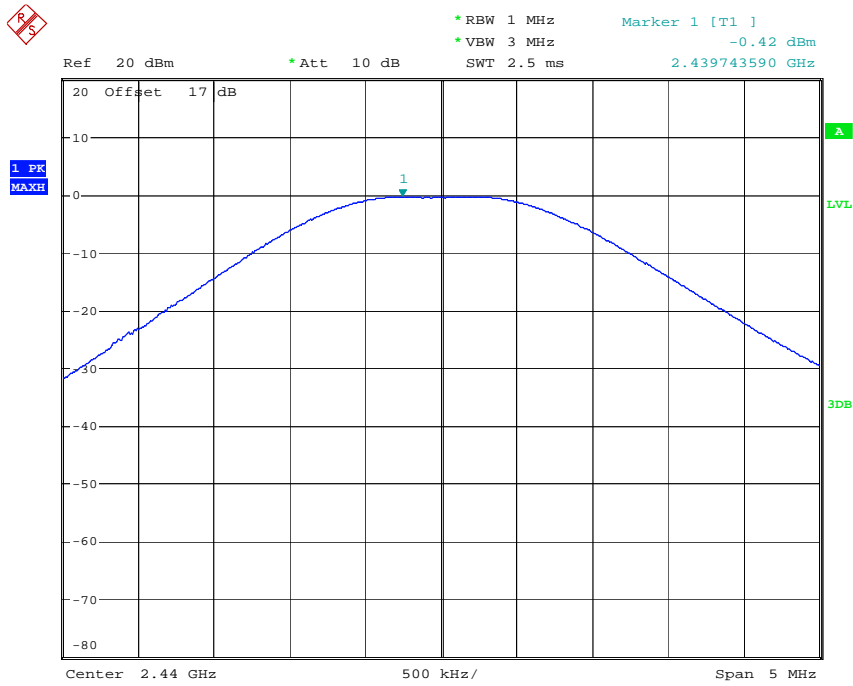
Bluetooth 4.0



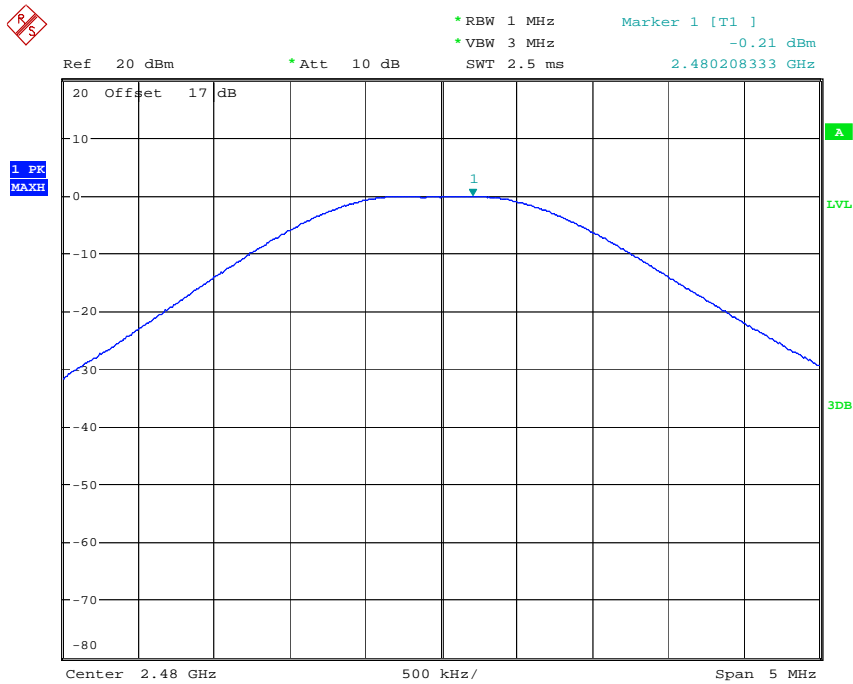
MAX OUTPUT POWER BT4.0 CH00
Date: 30.AUG.2016 18:03:31



Registration number: W6D21607-16048-C-1
FCC ID: VRSBT400



MAX OUTPUT POWER BT4.0 CH19
Date: 30.AUG.2016 18:04:21



MAX OUTPUT POWER BT4.0 CH39
Date: 30.AUG.2016 18:05:49



Worldwide Testing Services(Taiwan) Co., Ltd.

Registration number: W6D21607-16048-C-1
FCC ID: VRSBT400

Limits:

Frequency MHz	Power dBm
902 - 928	30
2400 – 2483.5	30
5725 – 5850	30

In case of employing transmitter antennas having antenna gain > 6 dBi and using fixed point-to point operation consider §15.247 (b)(4)

Test equipment used: ETSTW-RE 055



Registration number: W6D21607-16048-C-1
 FCC ID: VRSBT400

3.2 Equivalent isotropic radiated power

FCC Rule: 15.247(b)(3)
 Bluetooth 2.0+EDR
 EIRP = max. conducted output power + antenna gain
 EIRP = 2.36 dBm + (-4.10 dBi) = -1.74 dBm
 Limit: EIRP = +36 dBm for Antenna gain <6dBi

Bluetooth 4.0
 EIRP = max. conducted output power + antenna gain
 EIRP = -0.21 dBm + (-4.10 dBi) = -4.31 dBm
 Limit: EIRP = +36 dBm for Antenna gain <6dBi

Test equipment used: ETSTW-RE 055

3.3 RF Exposure Compliance Requirements

RESULT:

Test standard : FCC KDB Publication
 447498 D01 General RF Exposure Guidance v06

According to 447498 D01 General RF Exposure Guidance v06:
 SAR evaluation, by measurement or numerical simulation, is not required when the corresponding SAR Exclusion Threshold condition, listed below, is satisfied.

The enclosure of the device provides ≥ 0.5 cm separation from the antenna elements to significant metal parts of the enclosure to minimize potential perturbations.

Frequency Band:2400-2483.5 MHz
 Maximum Power fed to Antenna (BT2.0): 1.7219 mW
 Maximum Power fed to Antenna (BT4.0):0.9528 mW

Separation distances:
 Radiator to user: > 5 mm
 Distance prescribed in user manual: > 5 mm

MHz	5	10	15	20	25	mm
2450	10	19	29	38	48	SAR Test Exclusion Threshold (mW)

MHz	30	35	40	45	50	mm
2450	57	67	77	86	96	SAR Test Exclusion Threshold (mW)

MHz	50	60	70	80	90	100	110	120	130	140	150	160	170	180	190	mm
-----	----	----	----	----	----	-----	-----	-----	-----	-----	-----	-----	-----	-----	-----	----



Registration number: W6D21607-16048-C-1
FCC ID: VRSBT400

2450	96	196	296	396	496	596	696	796	896	996	1096	1196	1296	1396	1496	mW
------	----	-----	-----	-----	-----	-----	-----	-----	-----	-----	------	------	------	------	------	----

3.4 Transmitter Radiated Emissions in Restricted Bands

FCC Rules: 15.247 (c), 15.205, 15.209, 15.35

Radiated emission measurements were performed from 30 MHz to 26500 MHz.

For radiated emission tests, the analyzer setting was as followings:

Frequency \leq 1 GHz, RBW:100 kHz, VBW: 100 kHz (Peak measurements)

Frequency $>$ 1 GHz, RBW: 1 MHz, VBW: 1 MHz (Peak measurements)

Frequency $>$ 1 GHz , RBW:1 MHz , VBW: 10 Hz (Average measurements)

Limits.

For frequencies below 1GHz:

Frequency of Emission (MHz)	Field strength (microvolts/meter)	Field Strength (dB microvolts/meter)
30 - 88	100	40.0
88 - 216	150	43.5
216 - 960	200	46.0
Above	500	54.0

For frequencies above 1GHz (Average measurements).

Guidance on Measurement of Digit Transmission Systems:

“If the emission is pulsed, modify the unit for continuous operation, use the setting shown above, then correct the reading by subtracting the peak-average correction factor, derived from the appropriate duty cycle calculation.”

The correction factor, based on the total channel dwell time in a 100 ms period, may be mathematically applied to a measurement made with an average detector, to further reduce the value.

$$\text{Duty cycle correction} = 20 \log (\text{dwell time}/ 100\text{ms})$$

Note: No duty cycle correction was added to the reading of this EUT.

Explanation: See attached diagrams in Appendix.



Registration number: W6D21607-16048-C-1

FCC ID: VRSBT400

3.5 Spurious Emissions (tx)

Spurious emission was measured with modulation (declared by manufacturer).

In any 100 kHz bandwidth outside the frequency band in which the intentional radiator is operating, the radio frequency power that is produced by the intentional radiator shall be at least 20dB below that in the 100 kHz bandwidth within the band that contains the highest level of the desired power, based on either an RF conducted or a radiated measurement. Attenuation below the general limits specified in § 15.209(a) is not required. In addition, radiated emissions which fall in the restricted bands, as defined in § 15.205(a), must also comply with the radiated emission limits specified in § 15.209(a) (see § 15.205(c))

FCC Rule: 15.247(c), 15.35

For out of band emissions that are close to or that exceed the 20 dB attenuation requirement described in the specification, radiated measurements were performed at a 3 m separation distance to determine whether these emissions complied with the general radiated emission requirement.

Limits:

For frequencies above 1GHz (Peak measurements).

Modified Limit for peak according to 15.35 (b) = Max Permitted average Limits + 20dB

For frequencies above 1GHz (Average measurements).

Max. reading – 20dB

Max. reading – 20 dB

Guidance on Measurement of Digit Transmission Systems:

“If the emission is pulsed, modify the unit for continuous operation, use the settings shown above, then correct the reading by subtracting the peak-average correction factor, derived from the appropriate duty cycle calculation.”

The correction factor, based on the total channel dwell time in a 100 ms period, may be mathematically applied to a measurement made with an average detector, to further reduce the value.

Duty Cycle correction = $20 \log (\text{dwell time}/100\text{ms})$

Test equipment used: ETSTW-RE 004, ETSTW-RE 030, ETSTW-RE 062, ETSTW-RE 142, ETSTW-RE 147

Note: No duty cycle correction was added to the reading of EUT.



Worldwide Testing Services(Taiwan) Co., Ltd.

Registration number: W6D21607-16048-C-1
 FCC ID: VRSBT400

SAMPLE CALCULATION OF LIMIT. All results will be updated by an automatic measuring system in accordance with point 2.3.

Calculation of test results:
 Such factors like antenna correction, cable loss, external attenuation etc. are already included in the provided measurement results. This is done by using validated test software and calibrated test system according the accreditation requirements.

The peak and average spurious emission plots was measured with the average limits.
 In the Table being listed the critical peak and average value and exhibit the compliance with the above calculated Limits.

If in the column's correction factor states a value then the max. Field strength in the same row is corrected by a value gained from the "Correction Factor".

Summary table with radiated data of the test plots

Model:	5F.4431K.001	Date:	--
Mode:	--	Temperature:	-- °C Engineer: --
Polarization:	--	Humidity:	-- %

Frequency (MHz)	Reading (dBuV)	Detector	Factor (dB)	Result (dBuV/m)	Limit (dBuV/m)	Margin (dB)	Table Degree (Deg.)	Ant. High (cm)
--	--	--	--	--	--	--	--	--
--	--	--	--	--	--	--	--	--

Frequency (MHz)	Reading (dBuV)		Factor (dB) Corr.	Result @3m (dBuV/m)		Limit @3m (dBuV/m)		Margin (dB)	Table Degree (Deg.)	Ant. High (cm)
	Peak	Ave.		Peak	Ave.	Peak	Ave.			
--	--	--	--	--	--	--	--	--	--	--
--	--	--	--	--	--	--	--	--	--	--
--	--	--	--	--	--	--	--	--	--	--
--	--	--	--	--	--	--	--	--	--	--
--	--	--	--	--	--	--	--	--	--	--

Note

1. Correction Factor = Antenna factor + Cable loss - Preamplifier
2. The formula of measured value as: Test Result = Reading + Correction Factor
3. Detector function in the form : PK = Peak, QP = Quasi Peak, AV = Average
4. All not in the table noted test results are more than 20 dB below the relevant limits.
5. Measurement uncertainty for 3m measurement: 30-1000 MHz = ± 4.69 dB, 1-18 GHz = ± 4.78 dB, 18-40 GHz = ± 2.44 dB ; Reported uncertainties represent expanded uncertainties expressed at approximately the 95% confidence level using a coverage factor of k = 2.
6. Up Line: PK Limit Line, Down Line: Ave Limit Line.
7. See attached diagrams in appendix.

TEST RESULT (Transmitter): The unit DOES meet the FCC requirements.

Test equipment used: ETSTW-RE 004, ETSTW-RE 030, ETSTW-RE 062, ETSTW-RE 142, ETSTW-RE 147

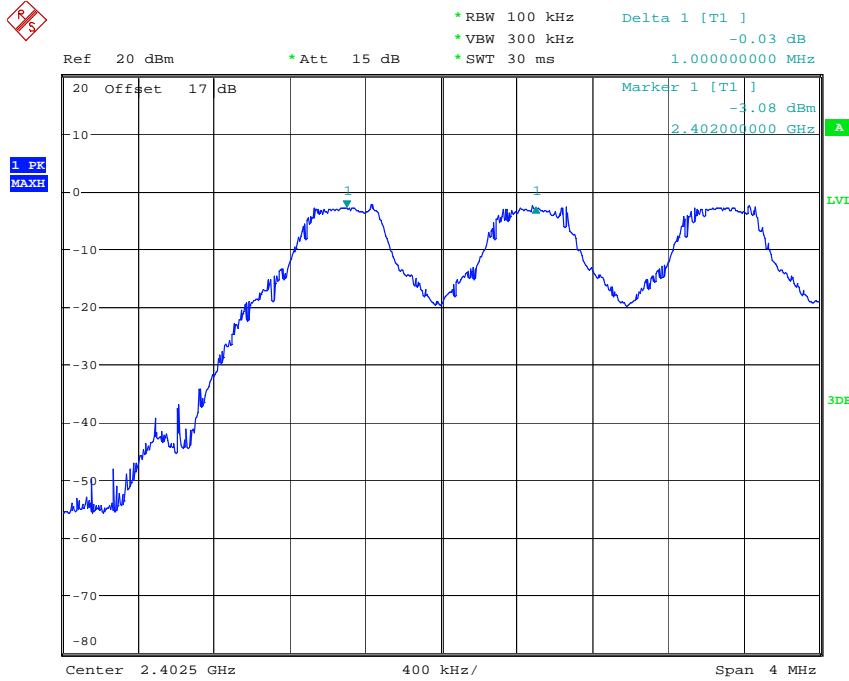


Registration number: W6D21607-16048-C-1
FCC ID: VRSBT400

3.6 Carrier Frequency Separation

Carrier Frequency Separation was measured with modulation (declared by manufacturer). According to FCC rules part 15 subpart C §15.247 frequency hopping systems shall have hopping channel carrier frequencies separated by a minimum of 25 kHz or 20 dB bandwidth of the hopping channel, whichever is greater.

Bluetooth 2.0
Normal mode

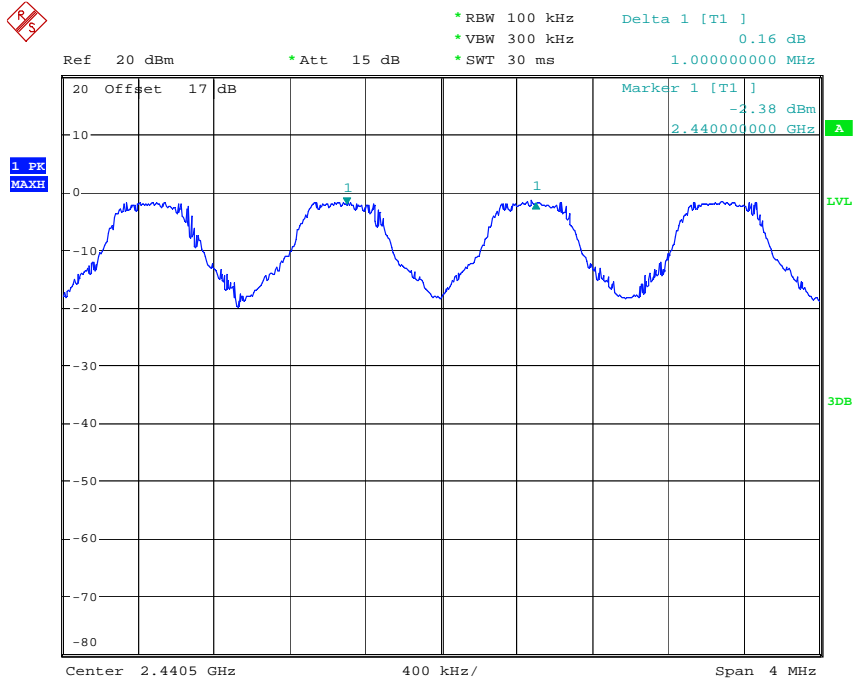


FREQUENCY SEPARATION CH0
Date: 30.AUG.2016 18:15:45

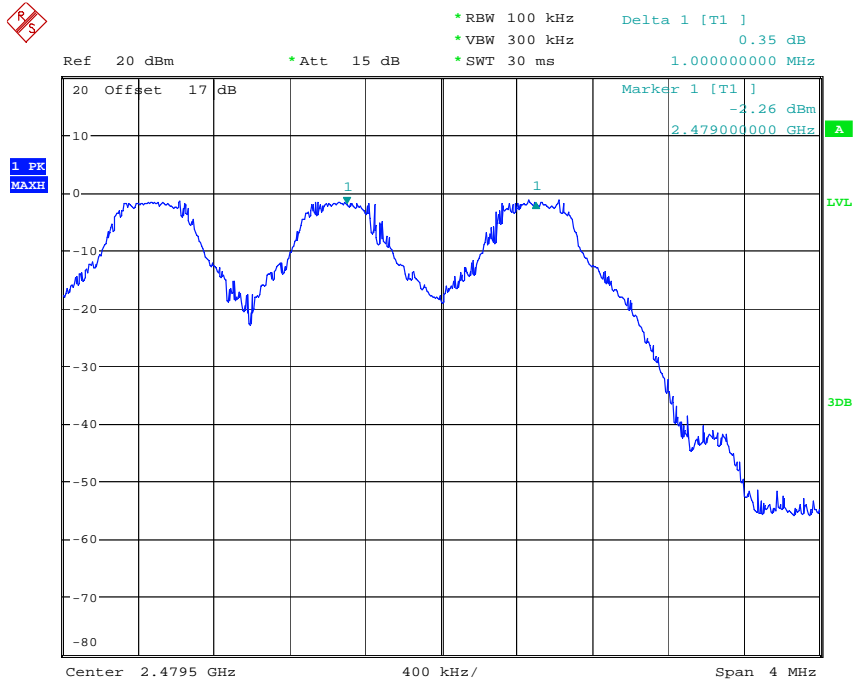


Worldwide Testing Services(Taiwan) Co., Ltd.

Registration number: W6D21607-16048-C-1
FCC ID: VRSBT400



FREQUENCY SEPARATION CH39
Date: 30.AUG.2016 18:16:29



FREQUENCY SEPARATION CH78
Date: 30.AUG.2016 18:17:17



Worldwide Testing Services(Taiwan) Co., Ltd.

Registration number: W6D21607-16048-C-1
FCC ID: VRSBT400

Limits:

Frequency Range MHz	Limits	
	20 dB bandwidth < 25 kHz	20 dB bandwidth > 25 kHz
902-928	25 kHz	20 dB bandwidth
2400-2483.5 5725-5850.0	25 kHz	20 dB bandwidth

Test equipment used: ETSTW-RE 055, ETSTW-RE 064



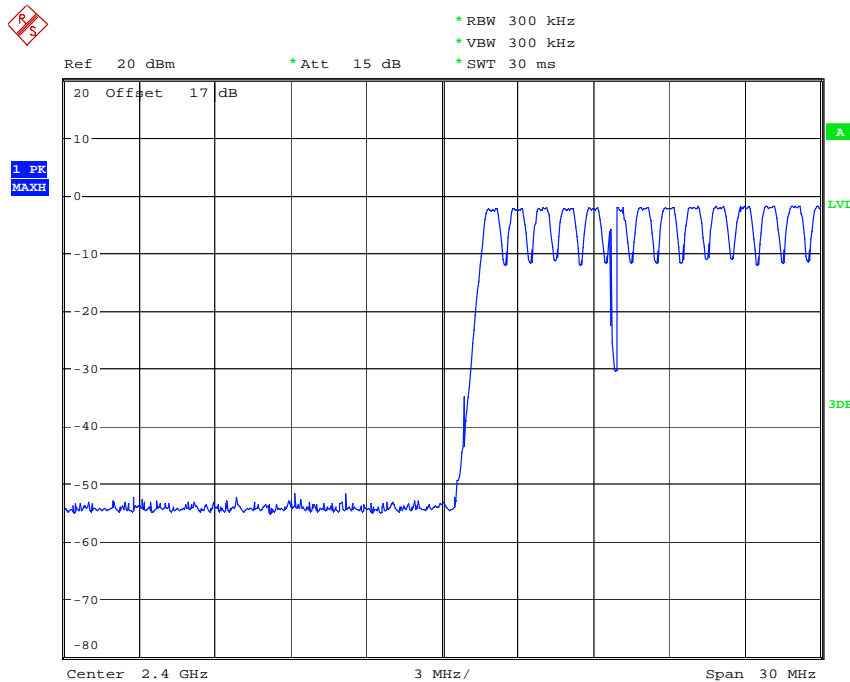
Registration number: W6D21607-16048-C-1
FCC ID: VRSBT400

3.7 Number of Hopping Frequencies

According to FCC rules part 15 subpart C §15.247 frequency hopping systems operating in the 2400-2483.5 MHz band shall use at least 15 hopping frequencies. Frequency hopping systems in 5725-5850 MHz bands shall use at least 75 hopping frequencies.

For frequency hopping systems operating in the 902-928 MHz band: if the 20dB bandwidth of the hopping channel is less than 250 kHz, the system shall use at least 50 hopping frequencies; if the 20dB bandwidth of the hopping channel 250 kHz or greater, the system shall use at least 25 hopping frequencies.

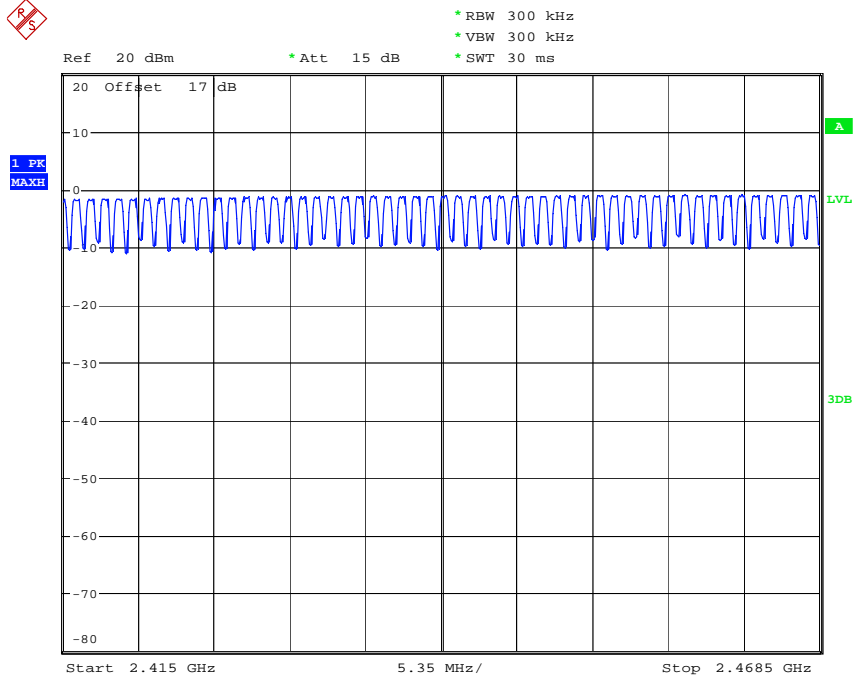
Bluetooth 2.0



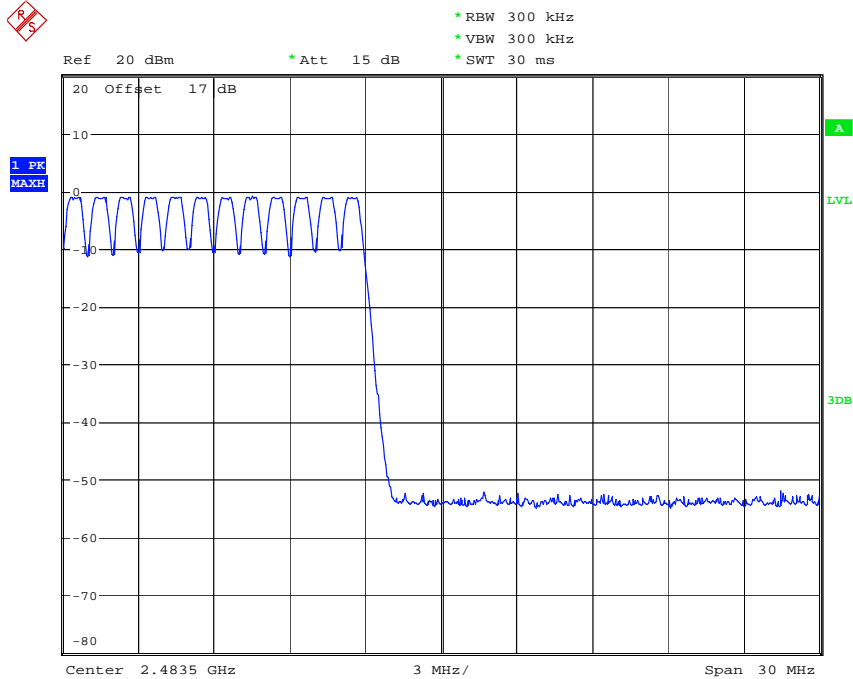
NUMBER OF HOPPING CH0-13
Date: 30.AUG.2016 18:13:05



Registration number: W6D21607-16048-C-1
FCC ID: VRSBT400



NUMBER OF HOPPING CH14-66
Date: 30.AUG.2016 18:14:53



NUMBER OF HOPPING CH67-78
Date: 30.AUG.2016 18:13:45



Registration number: W6D21607-16048-C-1
FCC ID: VRSBT400

Limits:

Frequency Range MHz	Limit	
	20dB Bandwidth	Number of Channels
902-928 MHz	Bandwidth < 250 kHz	≥ 50
	Bandwidth ≥ 250 kHz	≥ 25
2400-2483.5	not defined	15
5725-5850.0 MHz	1 MHz	75

Test equipment used: ETSTW-RE 055, ETSTW-RE 064

3.7.1 Pseudorandom Frequency Hopping Sequence

The generation of the hopping sequence is determined by the Bluetooth core specification and complies with the FCC requirements.

3.7.2 Coordination of hopping sequences to other transmitters

According to the Bluetooth core specification such a coordination is not possible. During scatternet function only one of the two hopping sequences will be used at a definite moment.

3.7.3 System Receiver Hopping Capability

According to the Bluetooth core specification. The system receivers shift frequencies in synchronization with the transmitted signals.



Registration number: W6D21607-16048-C-1
FCC ID: VRSBT400

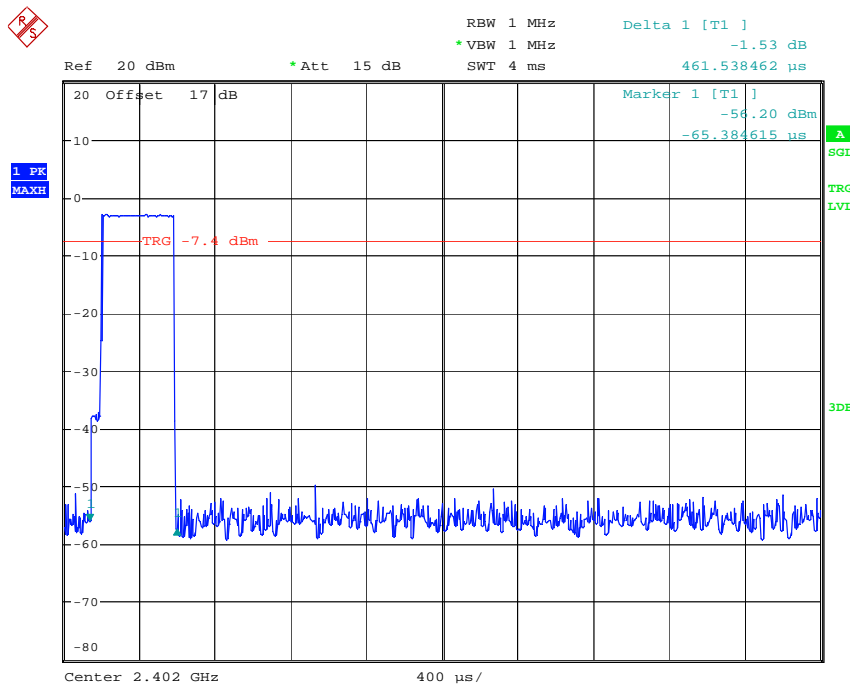
3.8 Time of Occupancy (Dwell Time)

Frequency hopping systems operating in the 5725-5850 MHz band shall use an average time of occupancy on any frequency not greater than 0.4 seconds within a 30 second period.

In 2400-2483.5 MHz band the average time of occupancy on any channel shall not be greater than 0.4 seconds multiplied by the number of hopping channels employed.

For frequency hopping systems operating in the 902-928 MHz band: if the 20dB bandwidth of the hopping channel is less than 250 kHz, the average time of occupancy on any frequency shall not greater than 0.4 seconds within a 20 second period; if the 20dB bandwidth of the hopping channel is 250 kHz or greater, the average time of occupancy on any frequency shall not be greater than 0.4 seconds within a 10 second period.

Bluetooth 2.0

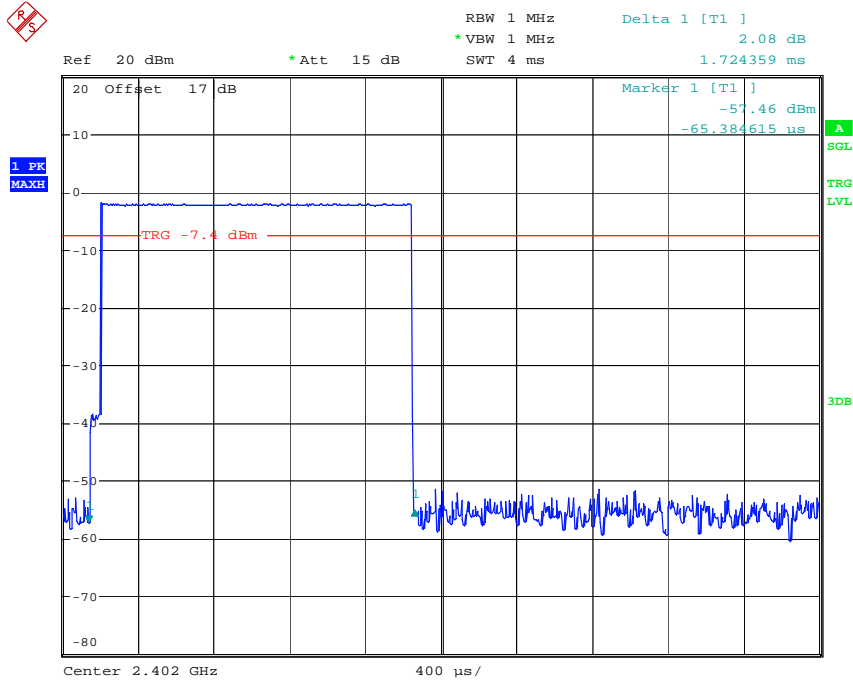


DWELL TIME CH0 DH1(0.462ms * 320events = 147.84ms)
Date: 30.AUG.2016 18:27:53



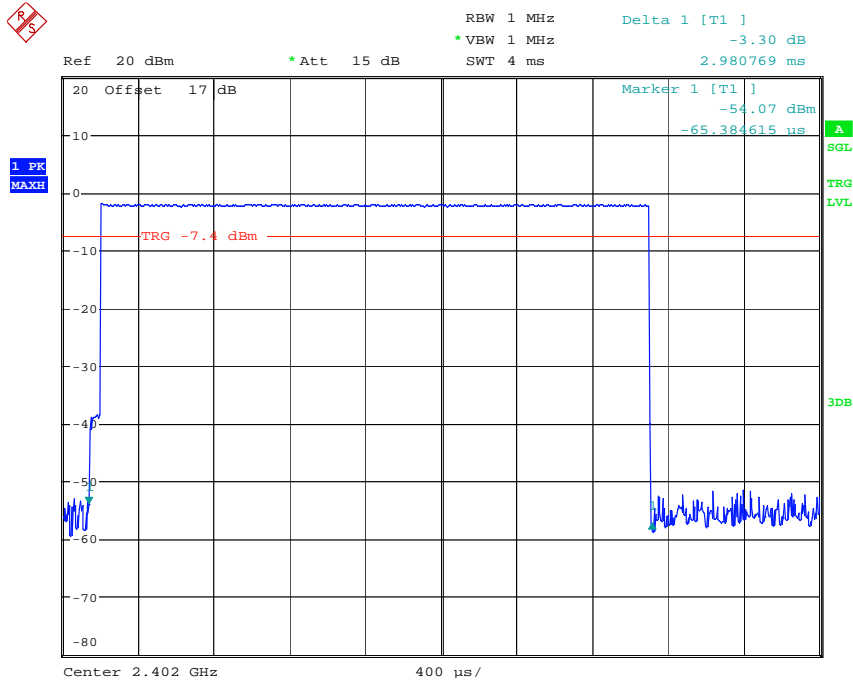
Worldwide Testing Services(Taiwan) Co., Ltd.

Registration number: W6D21607-16048-C-1
FCC ID: VRSBT400



DWELL TIME CH0 DH3(1.724ms * 160events = 285.84ms)

Date: 30.AUG.2016 18:31:43

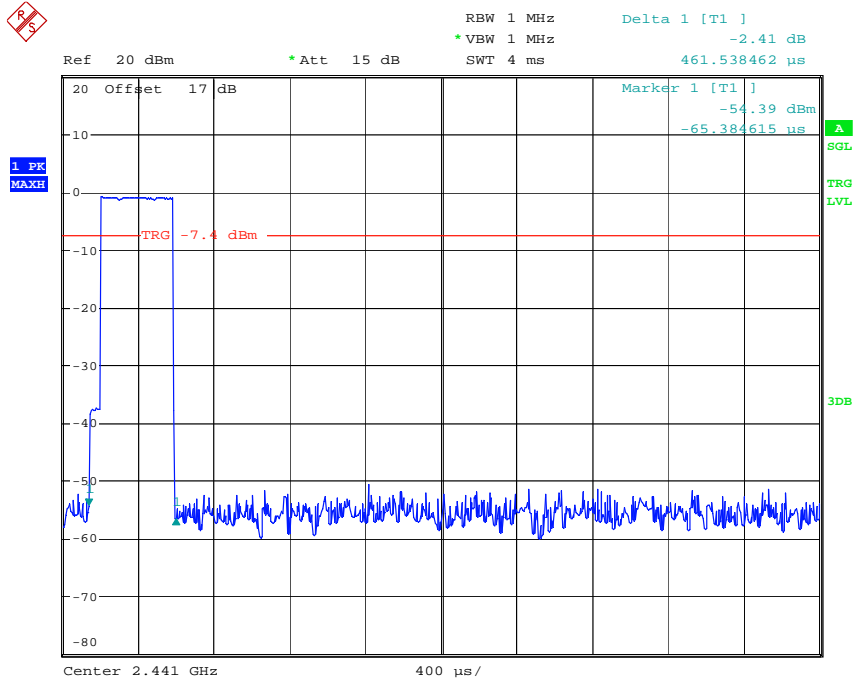


DWELL TIME CH0 DH5(2.981ms * 106events = 315.986ms)

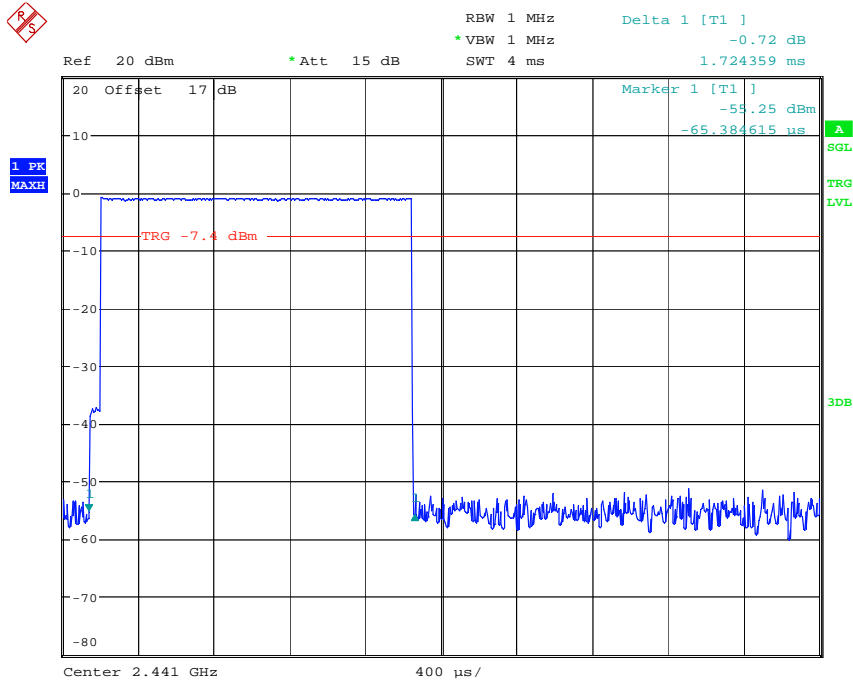
Date: 30.AUG.2016 18:33:13



Registration number: W6D21607-16048-C-1
FCC ID: VRSBT400



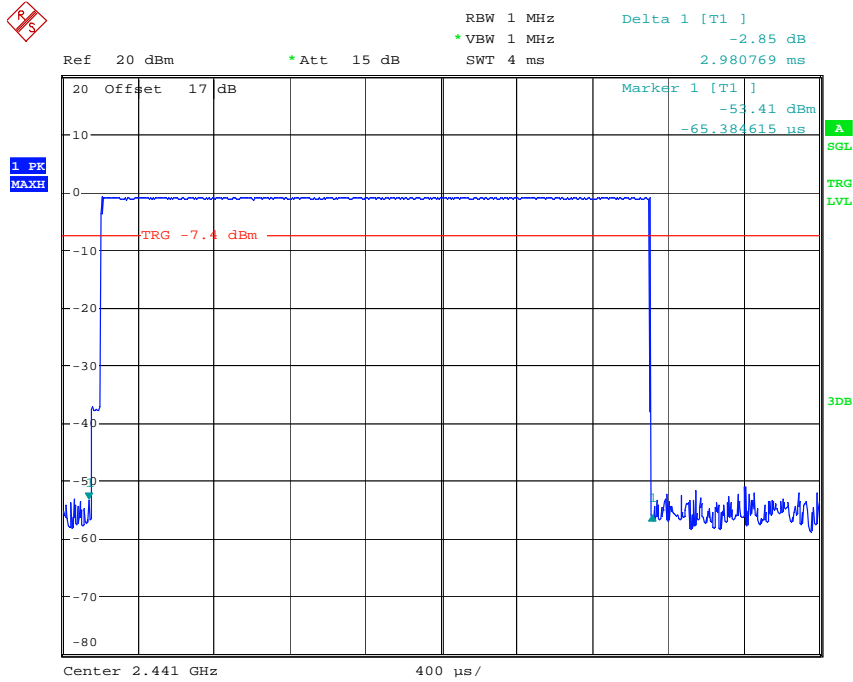
DWELL TIME CH39 DH1(0.462ms * 320events = 147.84ms)
Date: 30.AUG.2016 18:28:15



DWELL TIME CH39 DH3(1.724ms * 160events = 285.84ms)
Date: 30.AUG.2016 18:30:55

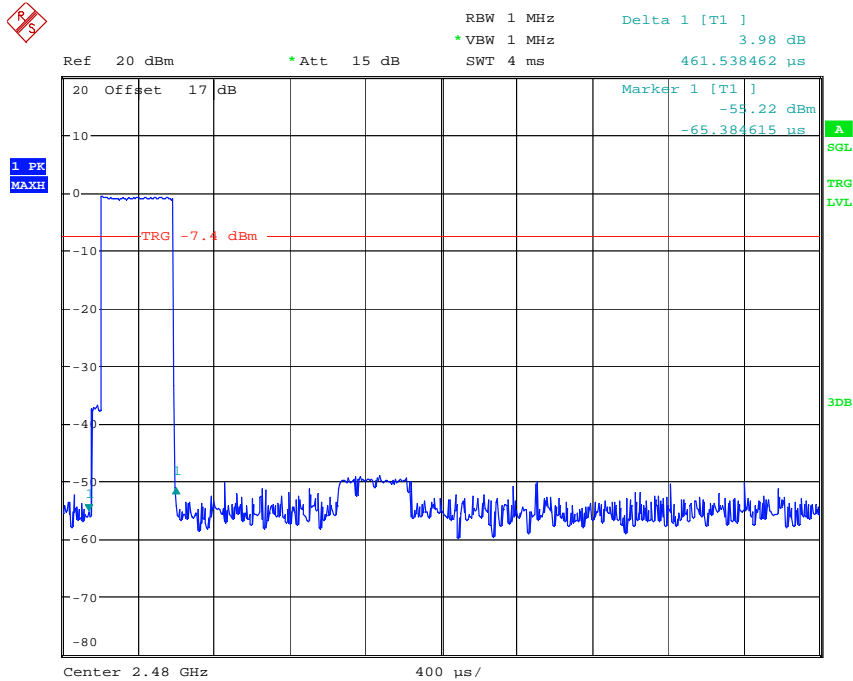


Registration number: W6D21607-16048-C-1
FCC ID: VRSBT400



DWELL TIME CH39 DH5(2.981ms * 106events = 315.986ms)

Date: 30.AUG.2016 18:33:38



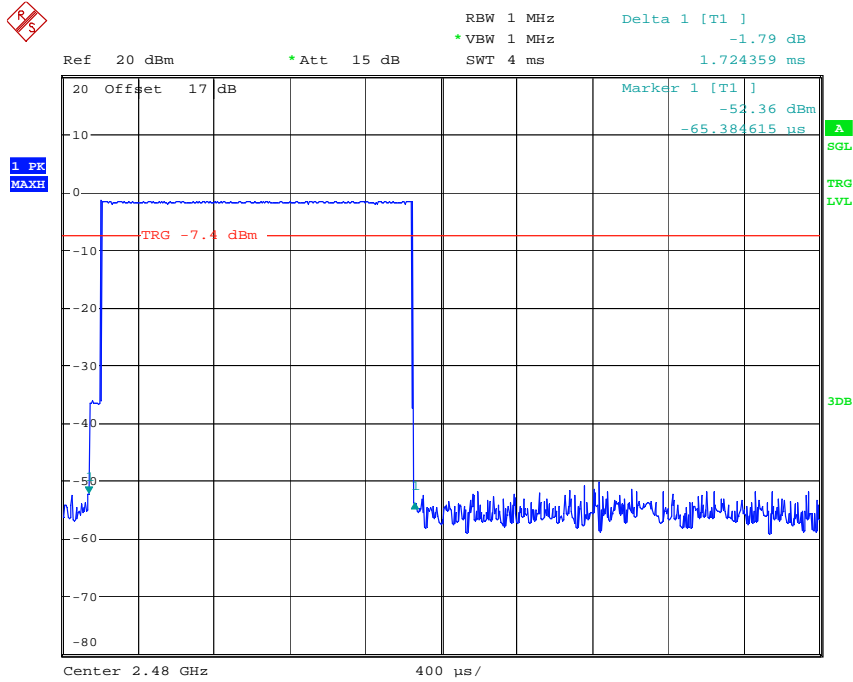
DWELL TIME CH78 DH1(0.462ms * 320events = 147.84ms)

Date: 30.AUG.2016 18:28:36



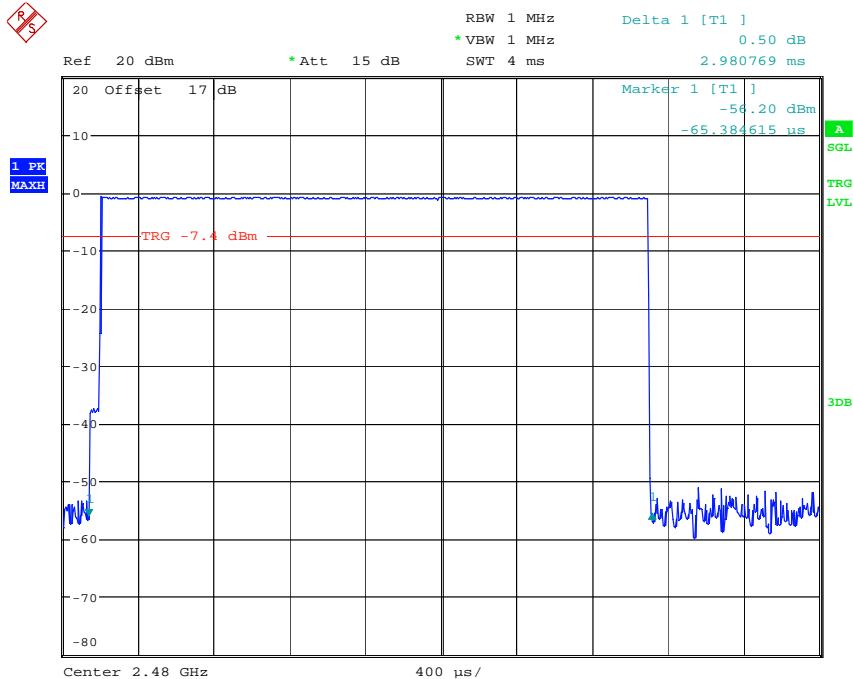
Worldwide Testing Services(Taiwan) Co., Ltd.

Registration number: W6D21607-16048-C-1
FCC ID: VRSBT400



DWELL TIME CH78 DH3(1.724ms * 160events = 285.84ms)

Date: 30.AUG.2016 18:30:31



DWELL TIME CH78 DH5(2.981ms * 106events = 315.986ms)

Date: 30.AUG.2016 18:34:04



Registration number: W6D21607-16048-C-1
FCC ID: VRSBT400

Limits and measurement periods:

Frequency MHz	Number of channels	Measurement Periode	Limit
902 – 928	≥ 50	20 s	0.4 s
	$49 \geq 25$	10 s	0.4 s
2400 – 2483.5	≥ 15	0.4 s * number of used channels	0.4 s
5725- 5850	≥ 75	30 s	0.4s

Test equipment used: ETSTW-RE 055, ETSTW-RE 064



Registration number: W6D21607-16048-C-1
FCC ID: VRSBT400

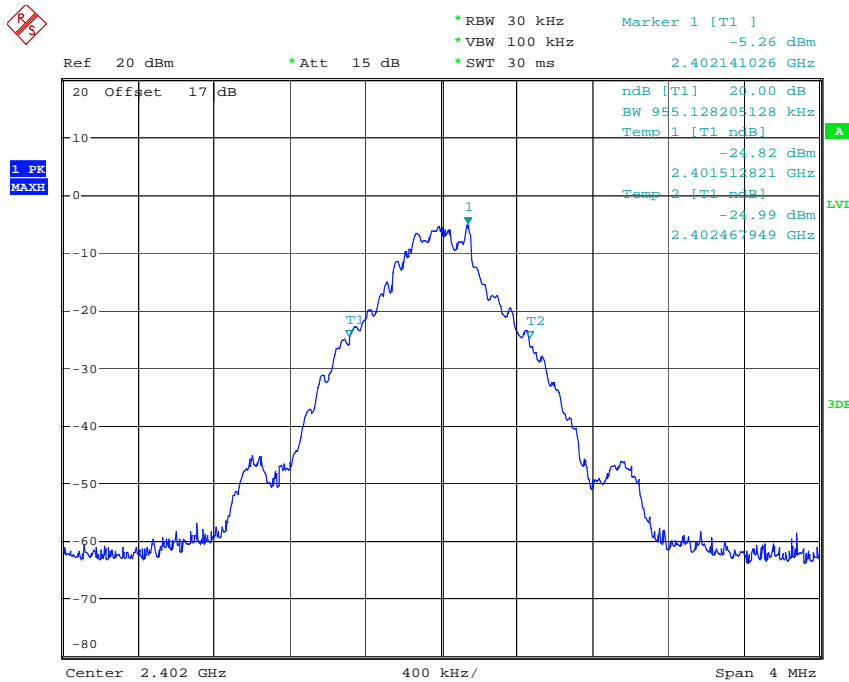
3.9 20dB Bandwidth

Frequency hopping systems operating in the 5725-5850 MHz bands shall use a maximum 20dB bandwidth of 1 MHz.

The 20dB bandwidth is measured on the lowest, middle and highest hopping channel.

For frequency hopping systems operating in the 902-928 MHz band the maximum 20dB bandwidth of the hopping channel is 500 kHz.

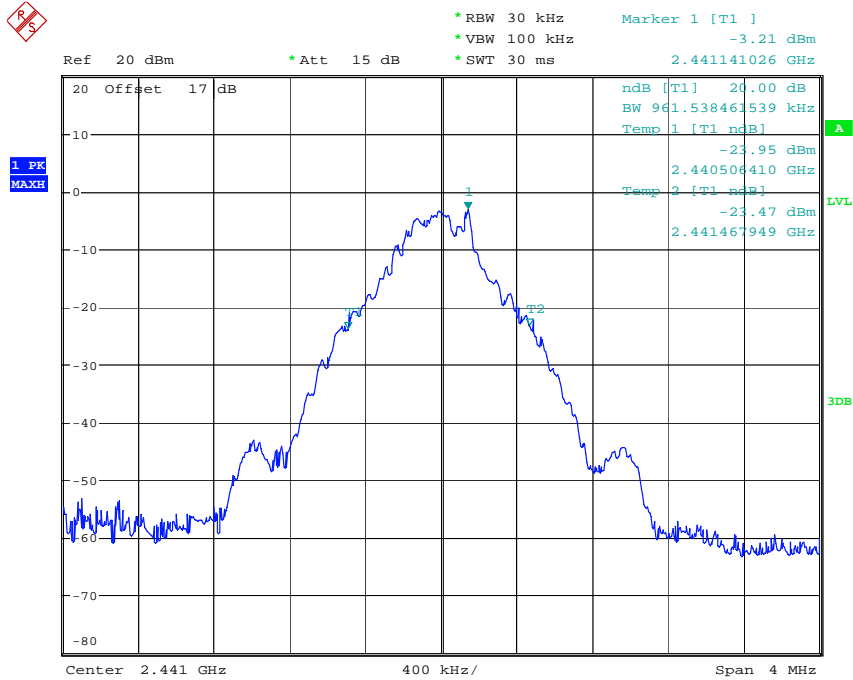
Bluetooth 2.0
Normal mode



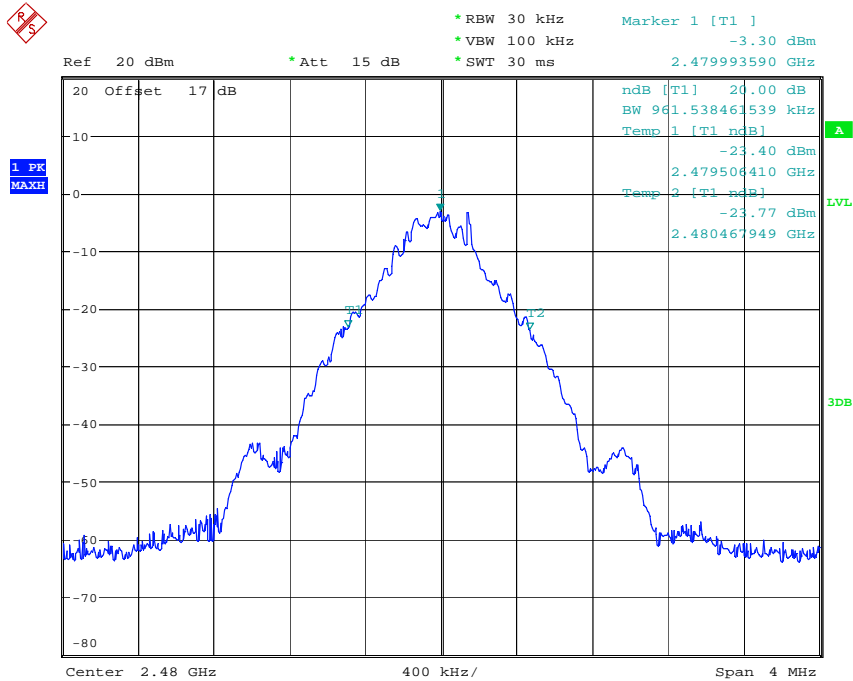
20DB BANDWIDTH CH0
Date: 30.AUG.2016 18:11:25



Registration number: W6D21607-16048-C-1
 FCC ID: VRSBT400



20DB BANDWIDTH CH39
 Date: 30.AUG.2016 18:11:57

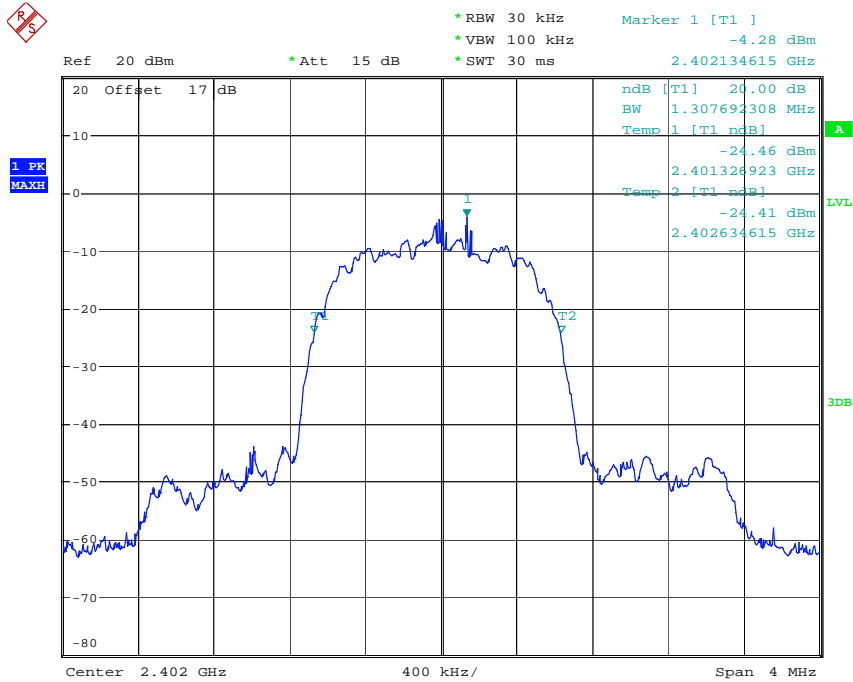


20DB BANDWIDTH CH78
 Date: 30.AUG.2016 18:12:17

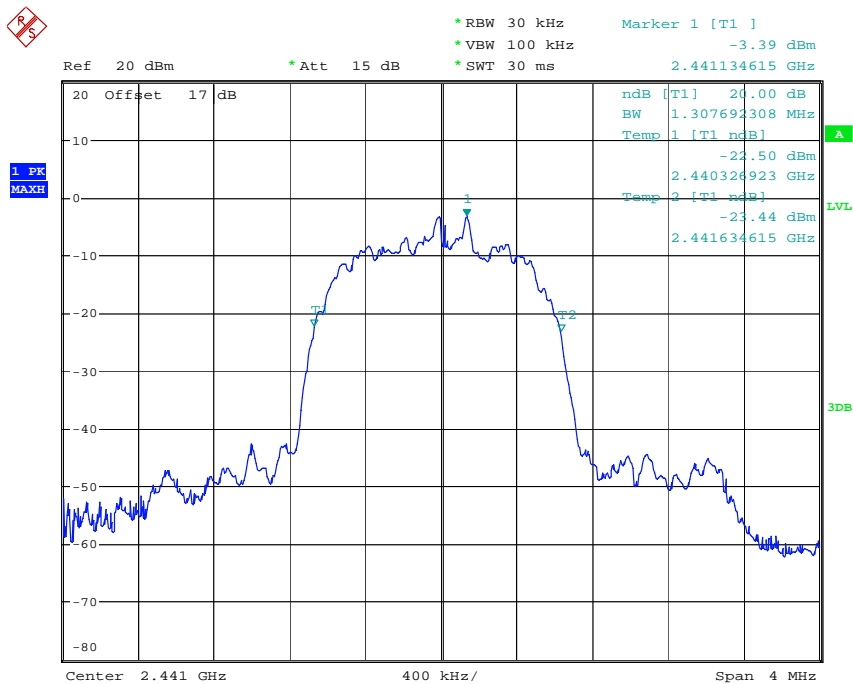


Registration number: W6D21607-16048-C-1
 FCC ID: VRSBT400

EDR mode



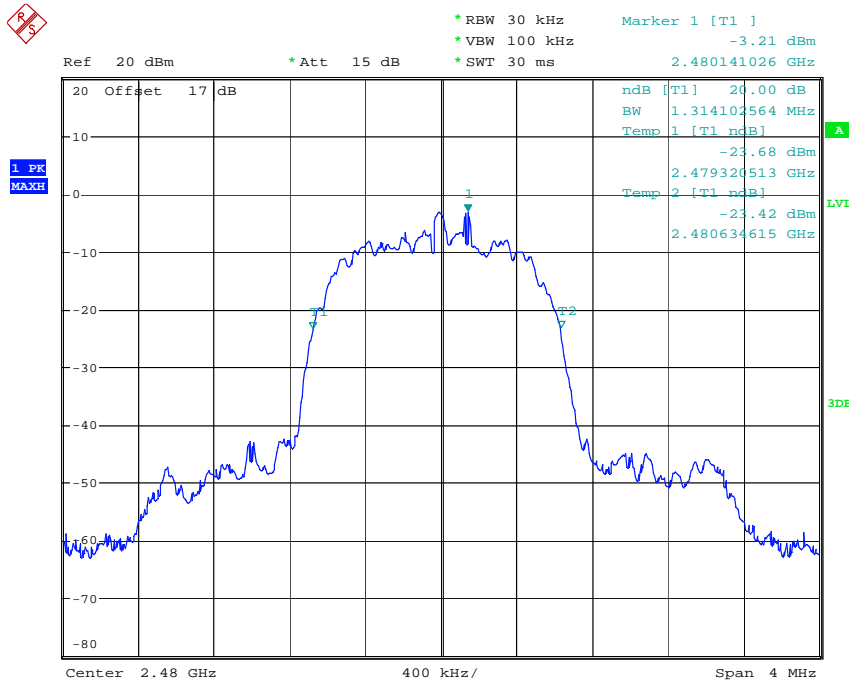
20DB BANDWIDTH CH0 EDR MODE
 Date: 30.AUG.2016 18:17:37



20DB BANDWIDTH CH39 EDR MODE
 Date: 30.AUG.2016 18:18:09



Registration number: W6D21607-16048-C-1
 FCC ID: VRSBT400



20DB BANDWIDTH CH78 EDR MODE
 Date: 30.AUG.2016 18:18:29

Limits:

Frequency Range / MHz	Limit
902-928	≤ 500 kHz
2400-2483.5	not defined
5725-5850	≤ 1 MHz

Test equipment used: ETSTW-RE 055, ETSTW-RE 064

3.9.1 System Receiver Input Bandwidth

It is determined in the Bluetooth core specification. The value matches to the bandwidth of transmitter signal.

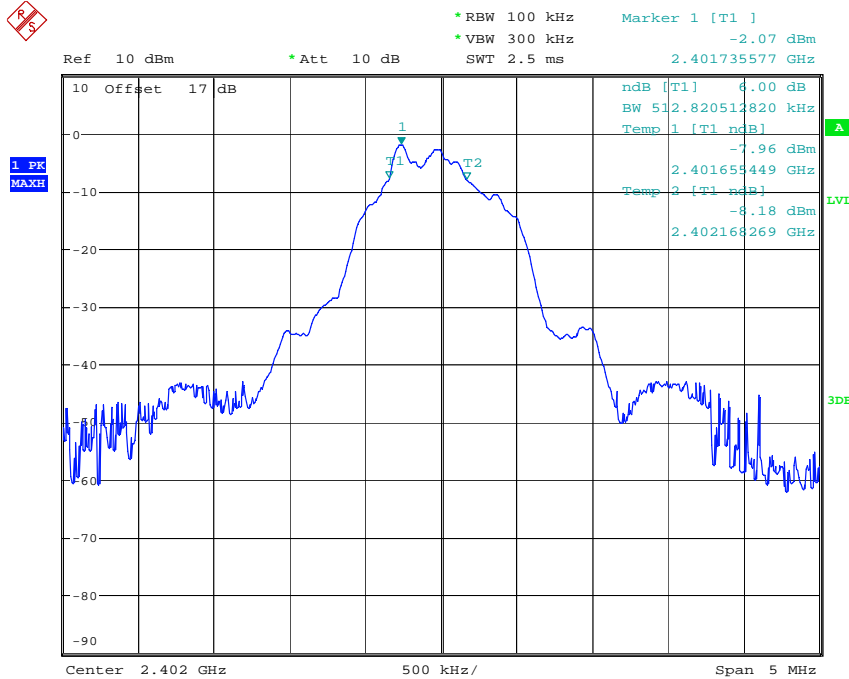


Registration number: W6D21607-16048-C-1
FCC ID: VRSBT400

3.10 Minimum 6 dB Bandwidth

The analyzer ResBW was set to 100 kHz. For each RF output channel investigated, the spectrum analyzer center frequency was set to the channel carrier. A PEAK reading was taken, two markers were set 6 dB below the maximum level on the right and the left side of the emission. The 6 dB bandwidth is the frequency difference between the two markers.

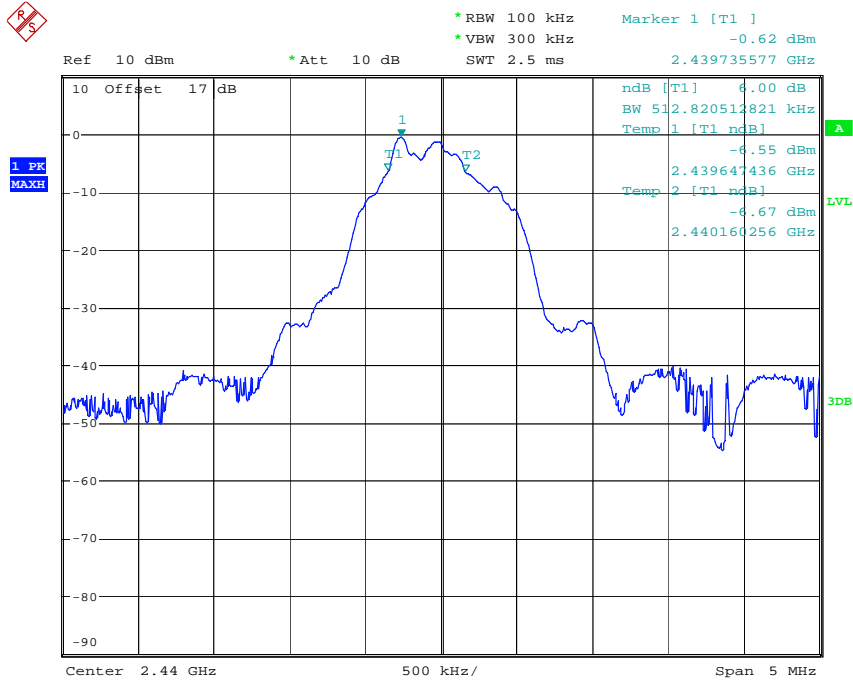
Bluetooth 4.0



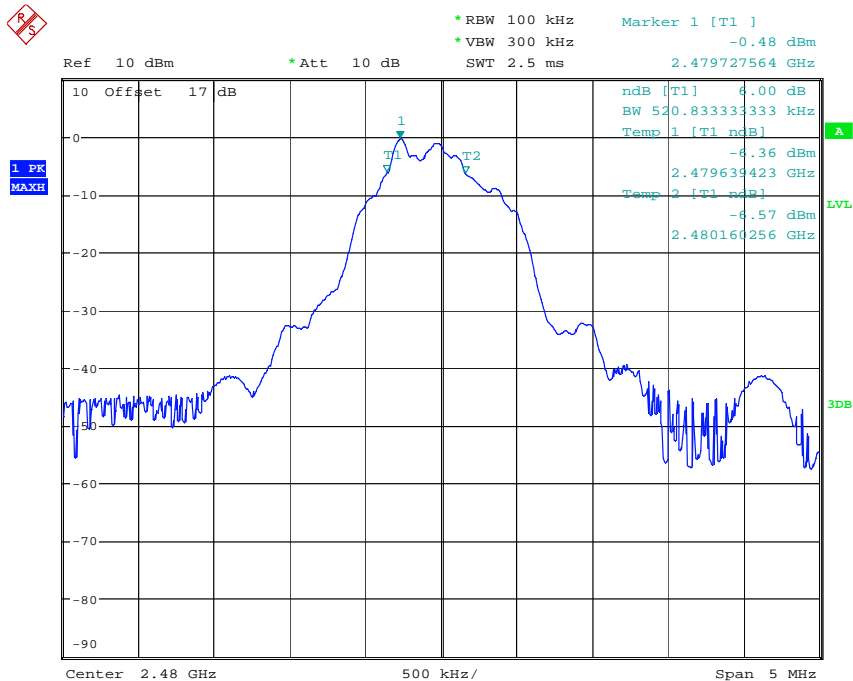
6DB BANDWIDTH BT4.0 CH0
Date: 30.AUG.2016 18:08:19



Registration number: W6D21607-16048-C-1
 FCC ID: VRSBT400



6DB BANDWIDTH BT4.0 CH19
 Date: 30.AUG.2016 18:07:46



6DB BANDWIDTH BT4.0 CH39
 Date: 30.AUG.2016 18:07:06



Registration number: W6D21607-16048-C-1
FCC ID: VRSBT400

Limits:

Frequency Range MHz	Limits
902-928	min 500 kHz
2400-2483.5	min 500 kHz
5725-5850	min 500 kHz

Test equipment used: ETSTW-RE 055



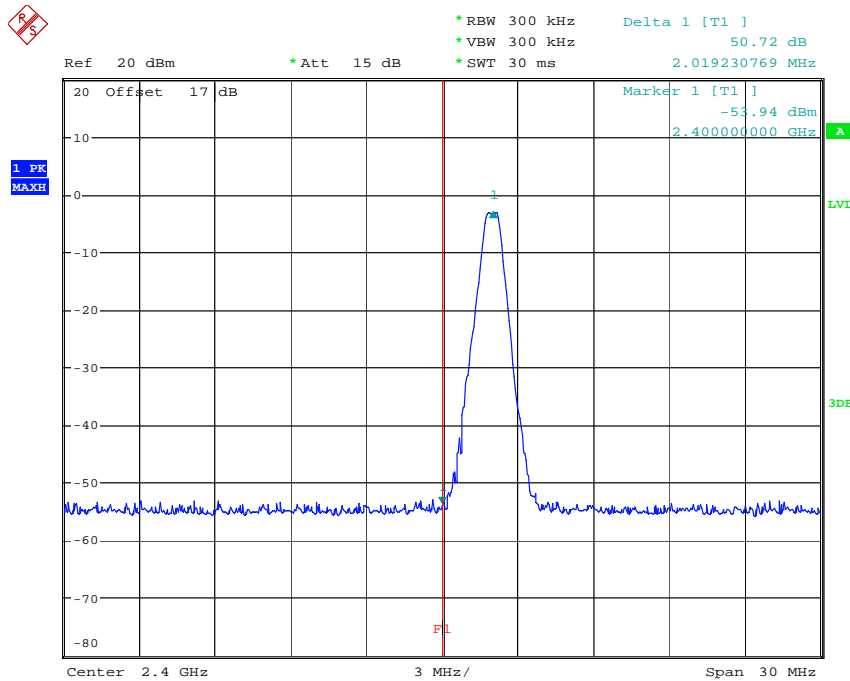
Registration number: W6D21607-16048-C-1
FCC ID: VRSBT400

3.11 Radiated Emission on the band edge

According to FCC rules part 15 subpart C §15.247(c) in any 100 kHz bandwidth outside the frequency band in which the intentional radiator is operating, the radio frequency power that is produced by the intentional radiator shall be at least 20dB below that in the 100 kHz bandwidth within the band that contains the highest level of the desired power, based on either an RF conducted or a radiated measurement. Attenuation below the general limits specified in § 15.209(a) is not required.

In addition radiated emission which fall in the restricted bands, as defined in section 15.205(a), must also with the radiated emission limits.

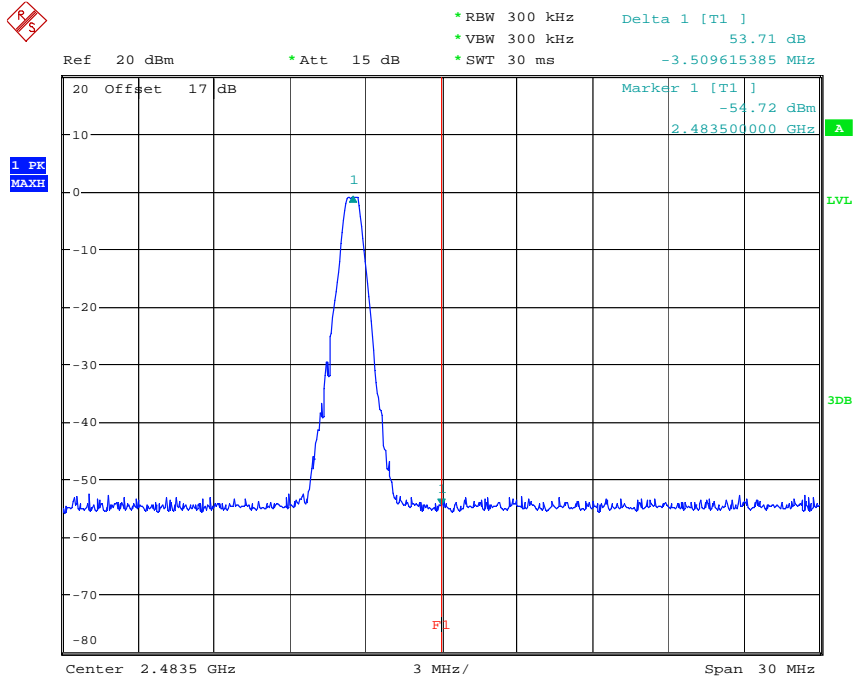
Bluetooth 2.0
Normal mode



BANDEDGE CH0
Date: 30.AUG.2016 18:11:37

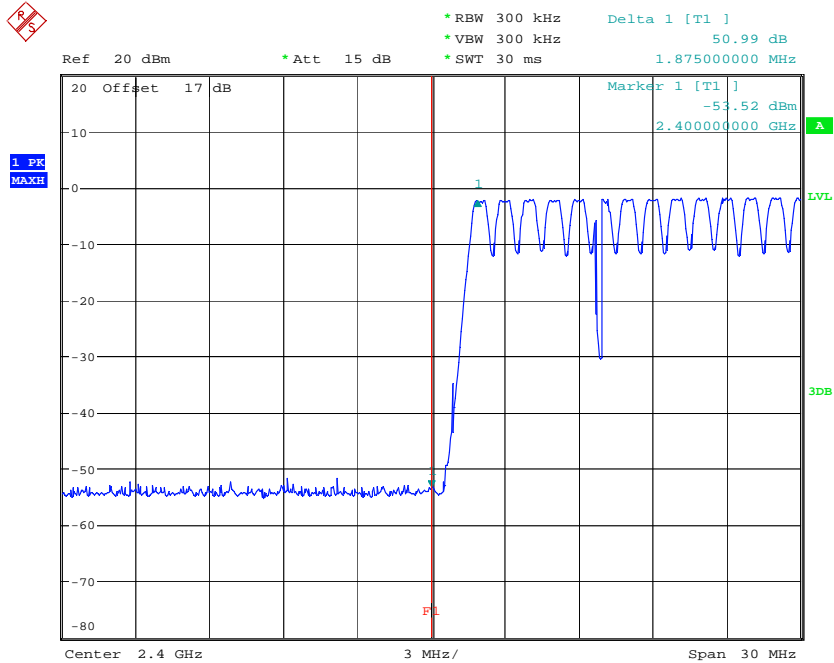


Registration number: W6D21607-16048-C-1
FCC ID: VRSBT400



BANDEDGE CH78

Date: 30.AUG.2016 18:12:25

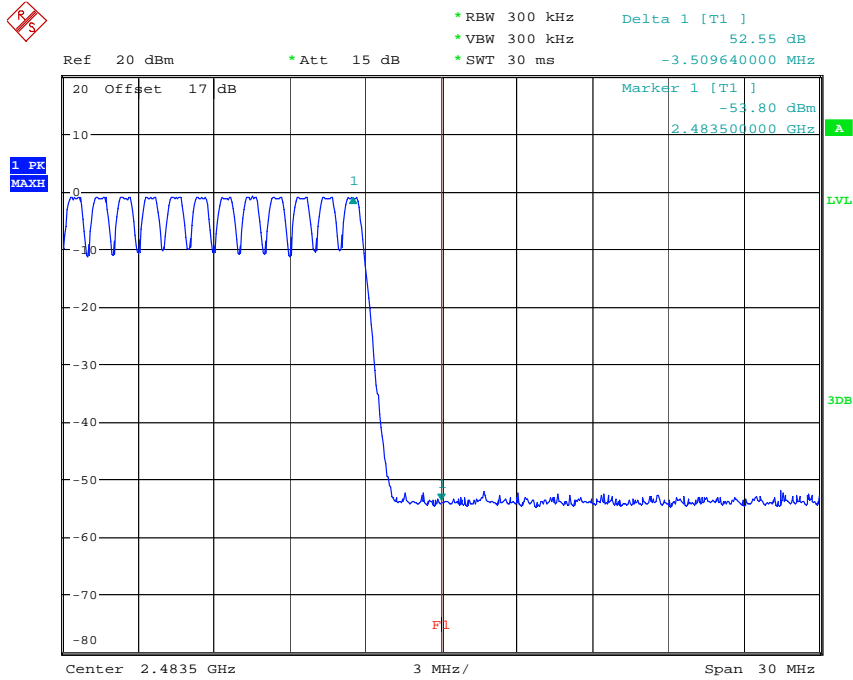


BANDEDGE CH0 HOPPING MODE

Date: 30.AUG.2016 18:13:05

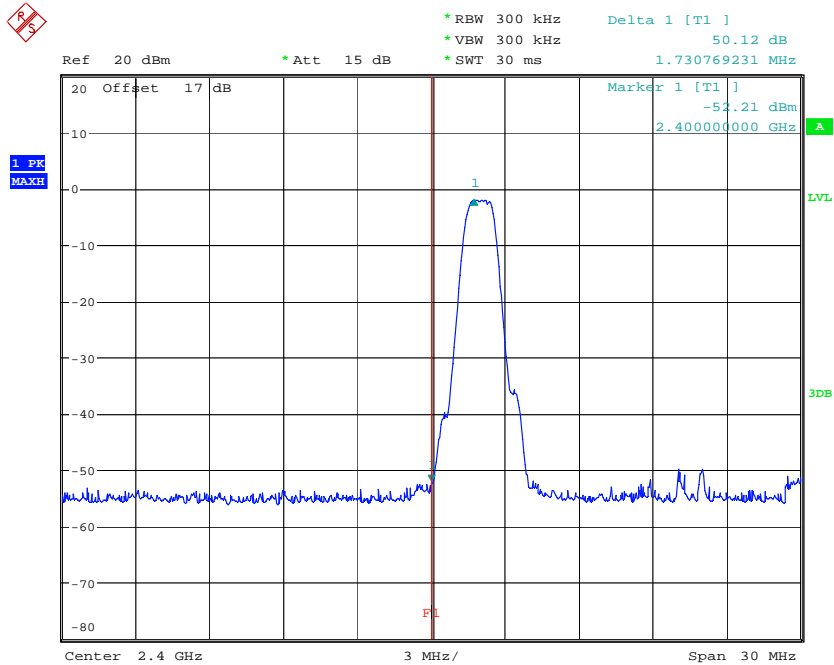


Registration number: W6D21607-16048-C-1
FCC ID: VRSBT400



BANDEDGE CH78 HOPPING MODE
Date: 30.AUG.2016 18:13:45

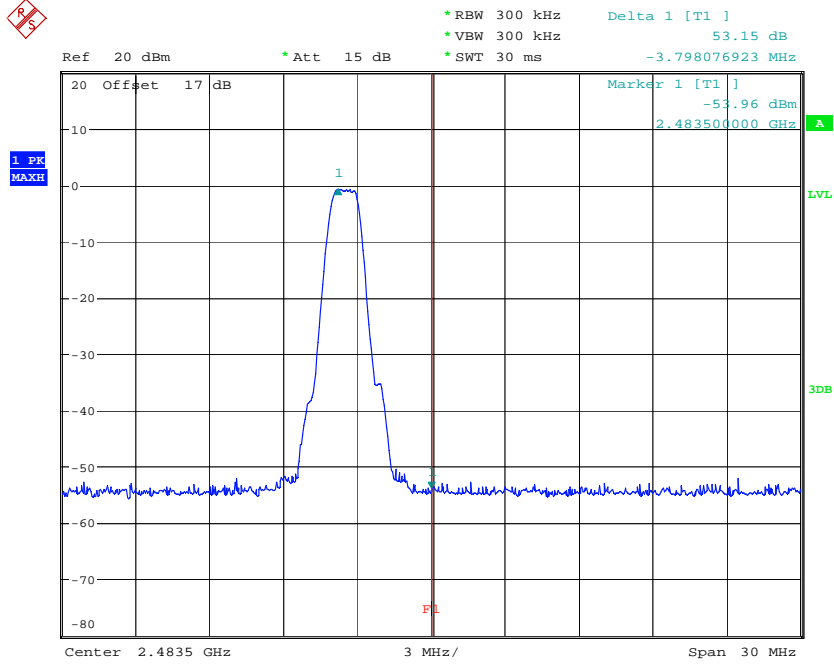
EDR mode



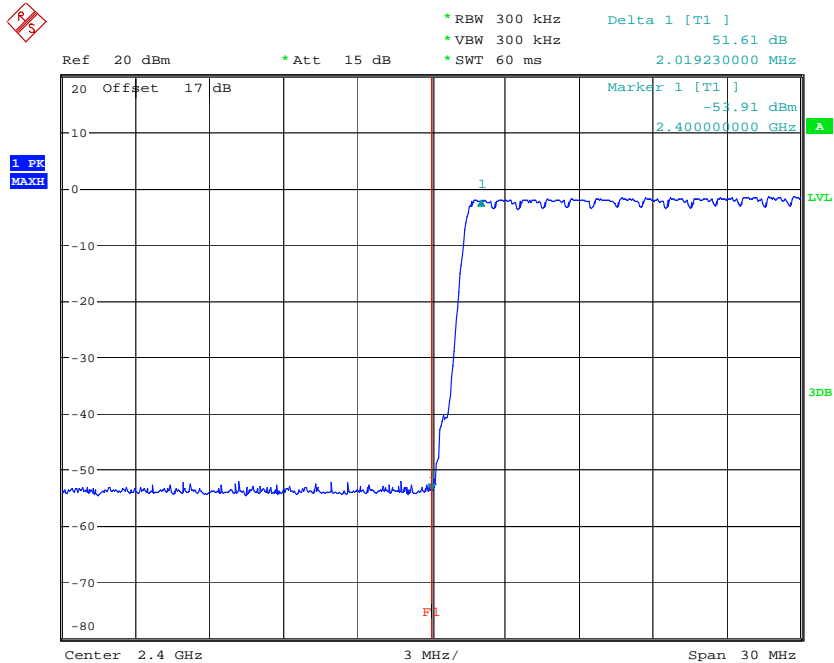
BANDEDGE CH0 EDR MODE
Date: 30.AUG.2016 18:17:45



Registration number: W6D21607-16048-C-1
FCC ID: VRSBT400



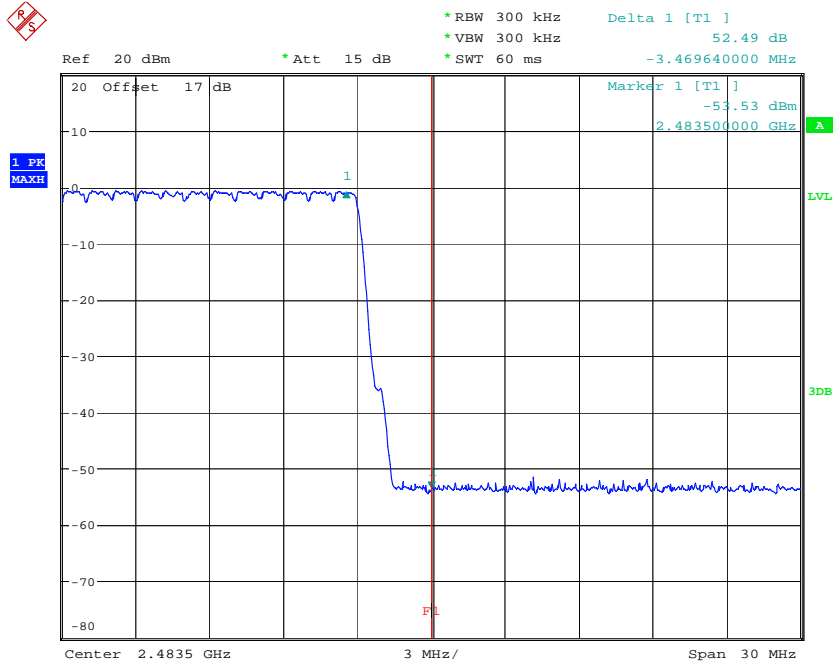
BANDEDGE CH78 EDR MODE
Date: 30.AUG.2016 18:18:41



BANDEDGE CH0 EDR HOPPING MODE
Date: 30.AUG.2016 18:20:29



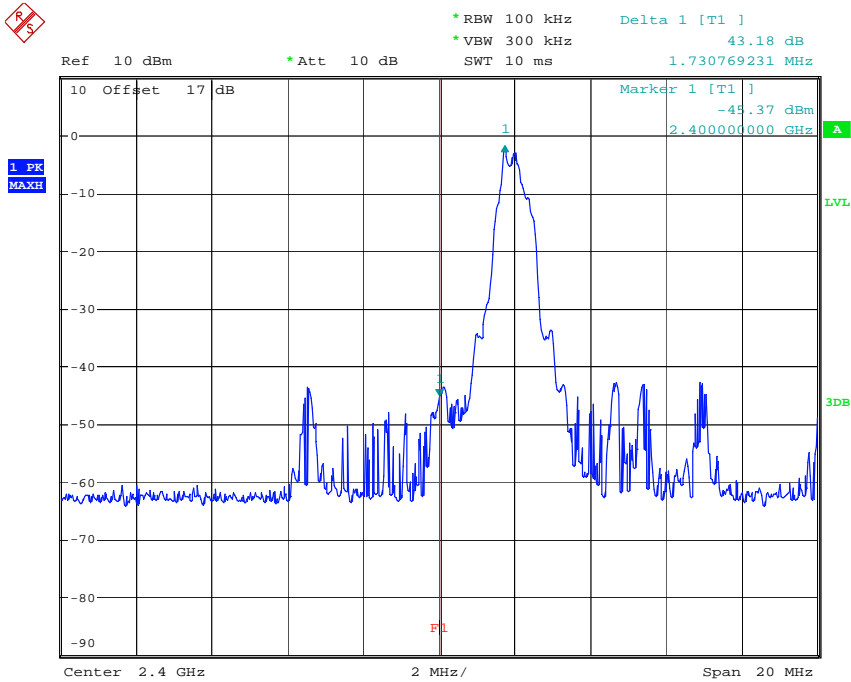
Registration number: W6D21607-16048-C-1
FCC ID: VRSBT400



BANDEDGE CH78 EDR HOPPING MODE

Date: 30.AUG.2016 18:22:13

Bluetooth 4.0

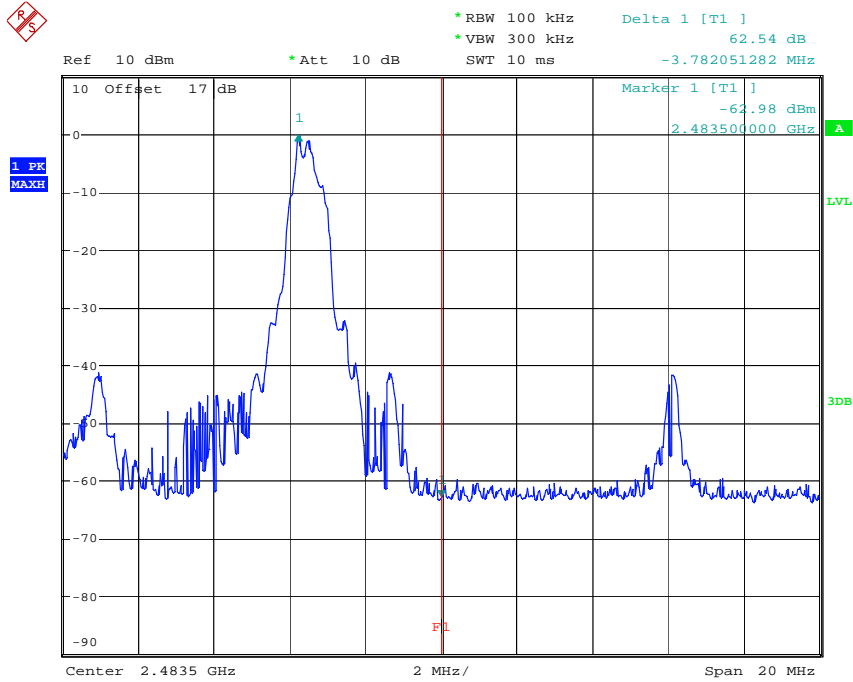


BANDEDGE BT4.0 CH00

Date: 30.AUG.2016 18:03:59



Registration number: W6D21607-16048-C-1
 FCC ID: VRSBT400



BANDEDGE BT4.0 CH39
 Date: 30.AUG.2016 18:05:37

Limit:

Frequency Range / MHz	Limit
902 – 928	- 20 dB
2400 – 2483.5	
5725 - 5850	

Test equipment used: ETSTW-RE 055

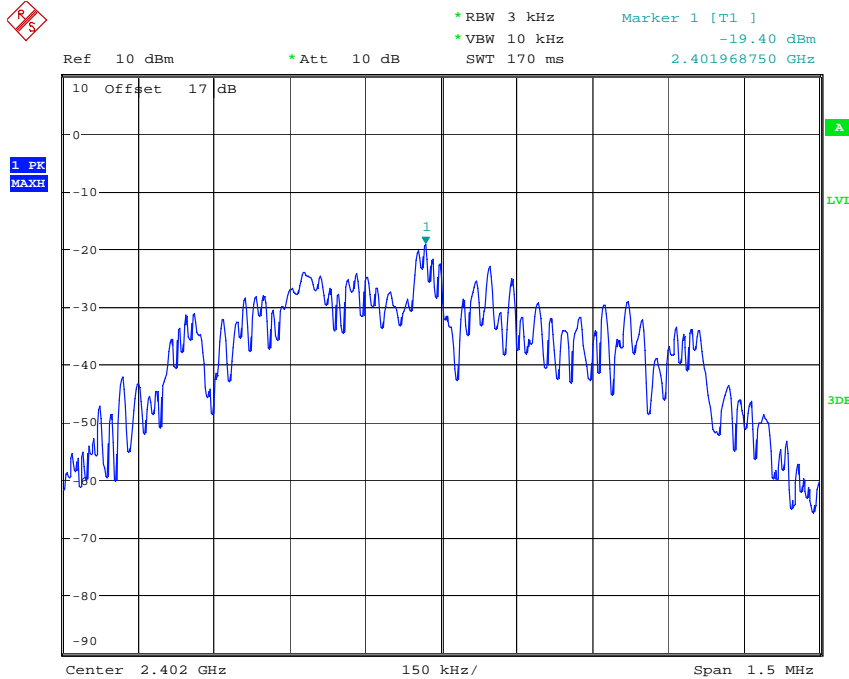


Registration number: W6D21607-16048-C-1
FCC ID: VRSBT400

3.12 Peak Power Spectral Density

Peak Power Spectral density is a measured at low, middle and high channel.
The peak output power is measured with a measurement bandwidth of 10 MHz and displayed on diagram together with Peak Power Spectral Density result which was measured with a bandwidth of 3 kHz, appreciate frequency span and sweep time.

Bluetooth 4.0

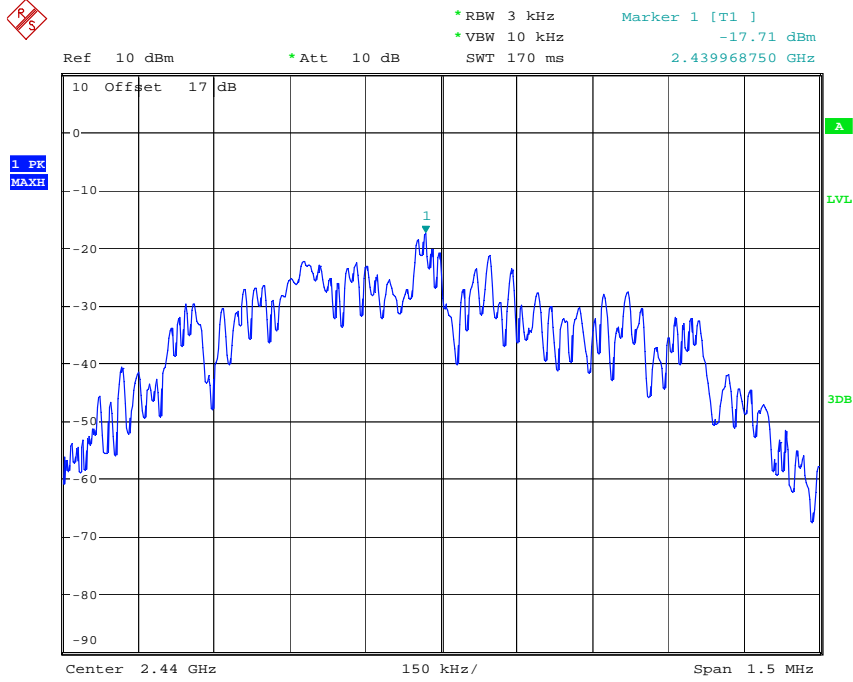


POWER DENSITY BT4.0 CH00
Date: 30.AUG.2016 18:03:51

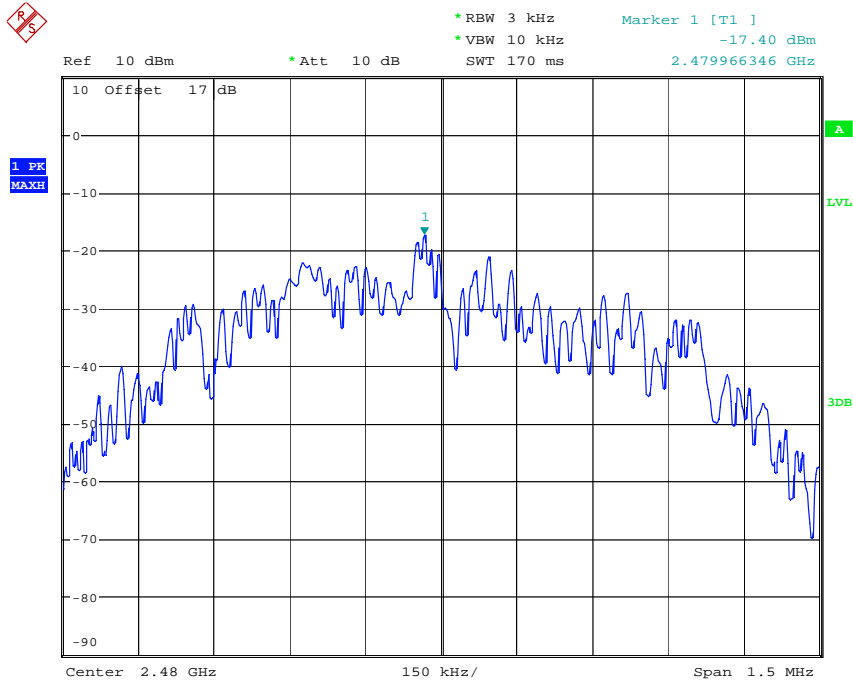


Worldwide Testing Services(Taiwan) Co., Ltd.

Registration number: W6D21607-16048-C-1
FCC ID: VRSBT400



POWER DENSITY BT4.0 CH19
Date: 30.AUG.2016 18:04:41



POWER DENSITY BT4.0 CH39
Date: 30.AUG.2016 18:05:29



Worldwide Testing Services(Taiwan) Co., Ltd.

Registration number: W6D21607-16048-C-1
FCC ID: VRSBT400

Limits:

Frequency Range MHz	dBm
902-928	8
2400-2483.5	8
5725-5850	8

Test equipment used: ETSTW-RE 055



Registration number: W6D21607-16048-C-1

FCC ID: VRSBT400

3.13 Radiated Emission from Digital Part


FCC Rule: 15.109

Except for Class A digital devices, the field strength of radiated emissions from unintentional radiators at a distance of 3 meters shall not exceed the following values:

Frequency of Emission (MHz)	Field Strength (microvolts/meter)	Field Strength (dBmicrovolts/meter)
30 – 88	100	40.0
88 – 216	150	43.5
216 – 960	200	46.0
Above 960	500	54.0

Test equipment used: ETSTW-RE 004, ETSTW-RE 030, ETSTW-RE 062, ETSTW-RE 142, ETSTW-RE 147

Explanation: Please refer to separated test report no.: W6D21607-16048-P-15B.

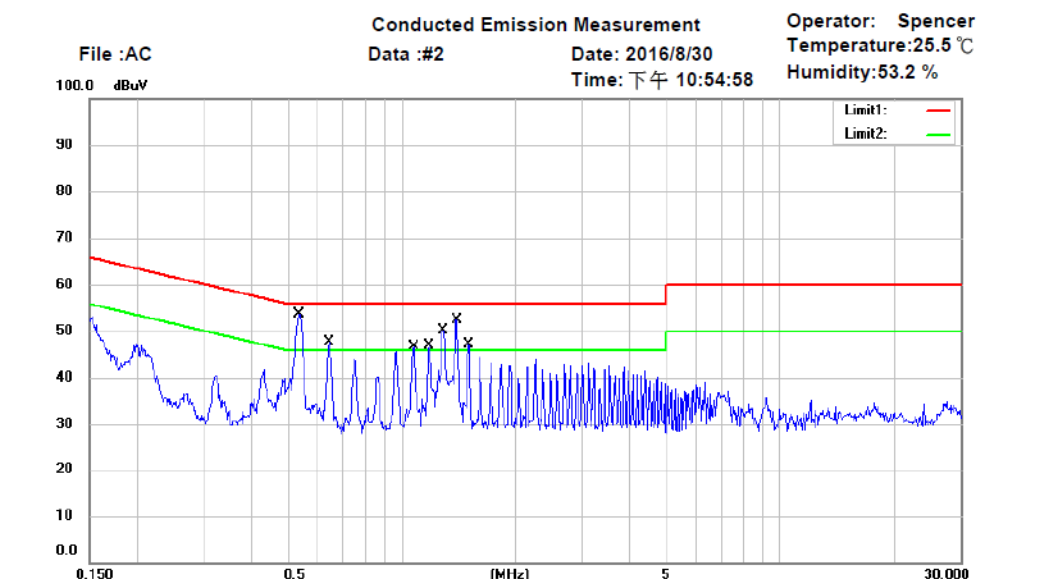


Registration number: W6D21607-16048-C-1
 FCC ID: VRSBT400

3.14 Power Line Conducted Emission

For an intentional radiator which is designed to be connected to the public utility (AC) power line, the radio frequency voltage that is conducted back onto the AC line on any frequency or frequencies within the band 150 kHz to 30 MHz shall not exceed the limits in the table bellows with this provision shall be based on the measurement of the radio frequency voltage between each power line and ground at the power terminals.

This measurement was transact first with instrumentation using an average and peak detector and a 10 kHz bandwidth. If the peak detector achieves a calculated level, the measurement is repeated by an instrumentation using a quasi-peak detector.



File :AC
 Conducted Emission Measurement
 Data :#2
 Date: 2016/8/30
 Time: 下午 10:54:58
 Operator: Spencer
 Temperature:25.5 °C
 Humidity:53.2 %

Site : Chamber_03
 Condition : FCC Part 15 Class B Conduction (QP)
 EUT : W6D21607-16048
 M/N:
 Test Mode : BT
 Note :

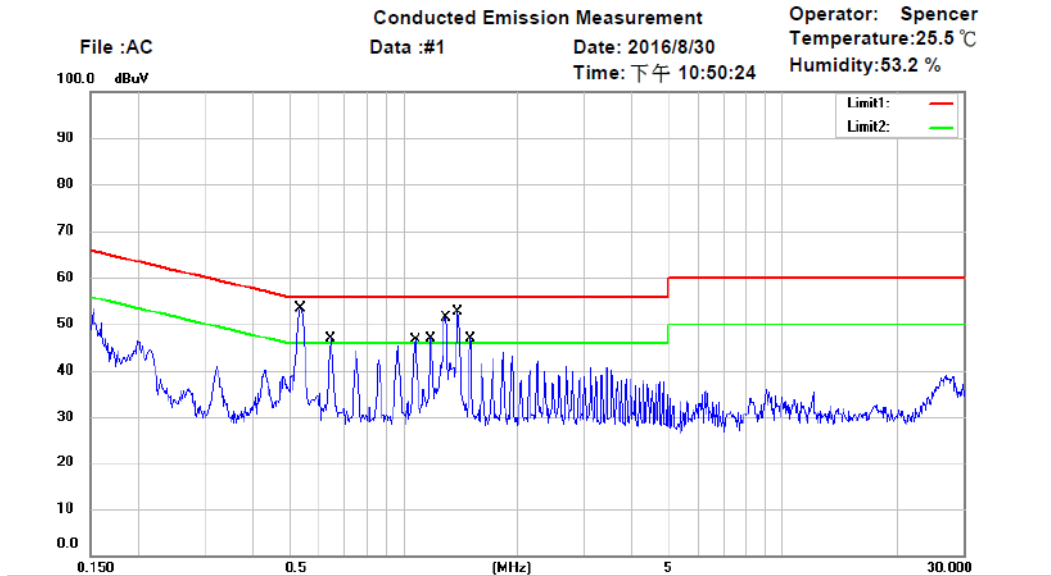
Phase: N
 Power : 120VAC

Mk.	Frequency (MHz)	Reading (dBuV)	Detector	Corrected factor(dB)	Result (dBuV)	Limit (dBuV)	Margin (dB)	Comment
*	0.5360	41.41	QP	9.68	51.09	56.00	-4.91	
	0.5360	23.52	AVG	9.68	33.20	46.00	-12.80	
	0.6440	35.13	QP	9.69	44.82	56.00	-11.18	
	0.6440	19.87	AVG	9.69	29.56	46.00	-16.44	
	1.0760	33.60	QP	9.70	43.30	56.00	-12.70	
	1.0760	20.44	AVG	9.70	30.14	46.00	-15.86	
	1.1818	32.64	QP	9.71	42.35	56.00	-13.65	
	1.1818	18.32	AVG	9.71	28.03	46.00	-17.97	
	1.2853	34.36	QP	9.71	44.07	56.00	-11.93	
	1.2853	16.28	AVG	9.71	25.99	46.00	-20.01	
	1.3977	38.40	QP	9.72	48.12	56.00	-7.88	
	1.3977	22.37	AVG	9.72	32.09	46.00	-13.91	
	1.5013	34.55	QP	9.73	44.28	56.00	-11.72	
	1.5013	20.56	AVG	9.73	30.29	46.00	-15.71	



Worldwide Testing Services(Taiwan) Co., Ltd.

Registration number: W6D21607-16048-C-1
 FCC ID: VRSBT400



Site : Chamber_03
 Condition : FCC Part 15 Class B Conduction (QP) Phase: L1
 EUT : W6D21607-16048 Power : 120VAC
 M/N:
 Test Mode : BT
 Note :

Mk.	Frequency (MHz)	Reading (dBuV)	Detector	Corrected factor(dB)	Result (dBuV)	Limit (dBuV)	Margin (dB)	Comment
*	0.5360	41.41	QP	9.67	51.08	56.00	-4.92	
	0.5360	23.10	AVG	9.67	32.77	46.00	-13.23	
	0.6440	34.67	QP	9.68	44.35	56.00	-11.65	
	0.6440	17.40	AVG	9.68	27.08	46.00	-18.92	
	1.0737	34.04	QP	9.70	43.74	56.00	-12.26	
	1.0737	18.40	AVG	9.70	28.10	46.00	-17.90	
	1.1840	30.65	QP	9.71	40.36	56.00	-15.64	
	1.1840	14.61	AVG	9.71	24.32	46.00	-21.68	
	1.2897	36.09	QP	9.71	45.80	56.00	-10.20	
	1.2897	17.32	AVG	9.71	27.03	46.00	-18.97	
	1.3955	39.06	QP	9.72	48.78	56.00	-7.22	
	1.3955	21.80	AVG	9.72	31.52	46.00	-14.48	
	1.5012	33.66	QP	9.73	43.39	56.00	-12.61	
	1.5012	18.03	AVG	9.73	27.76	46.00	-18.24	

Frequency	Level (dBμV)	
	quasi-peak	average
150 kHz	lower limit line	Lower limit line

- Note: 1. The formula of measured value as: Test Result = Reading + Correction Factor
 2. The Correction Factor = Cable Loss + LISN Insertion Loss + Pulse Limit Loss
 3. Detector function in the form : PK = Peak, QP = Quasi Peak, AV = Average
 4. All not in the table noted test results are more than 20 dB below the relevant limits.
 5. Measurement uncertainty = ±1.14 dB; Reported uncertainties represent expanded uncertainties expressed at approximately the 95% confidence level using a coverage factor of k = 2.
 6. Up Line: QP Limit Line, Down Line: Ave Limit Line.



Worldwide Testing Services(Taiwan) Co., Ltd.

Registration number: W6D21607-16048-C-1
FCC ID: VRSBT400

Limits:

Frequency of Emission (MHz)	Conducted Limit (dBuV)	
	Quasi Peak	Average
0.15-0.5	66 to 56	56 to 46
0.5-5	56	46
5-30	60	50

Test equipment used: ETSTW-CE 001, ETSTW-CE 016



Registration number: W6D21607-16048-C-1
FCC ID: VRSBT400

Appendix

Measurement diagrams

Spurious Emissions radiated



Radiated Emission Measurement

Operator: Leon

File :1

Data :#1

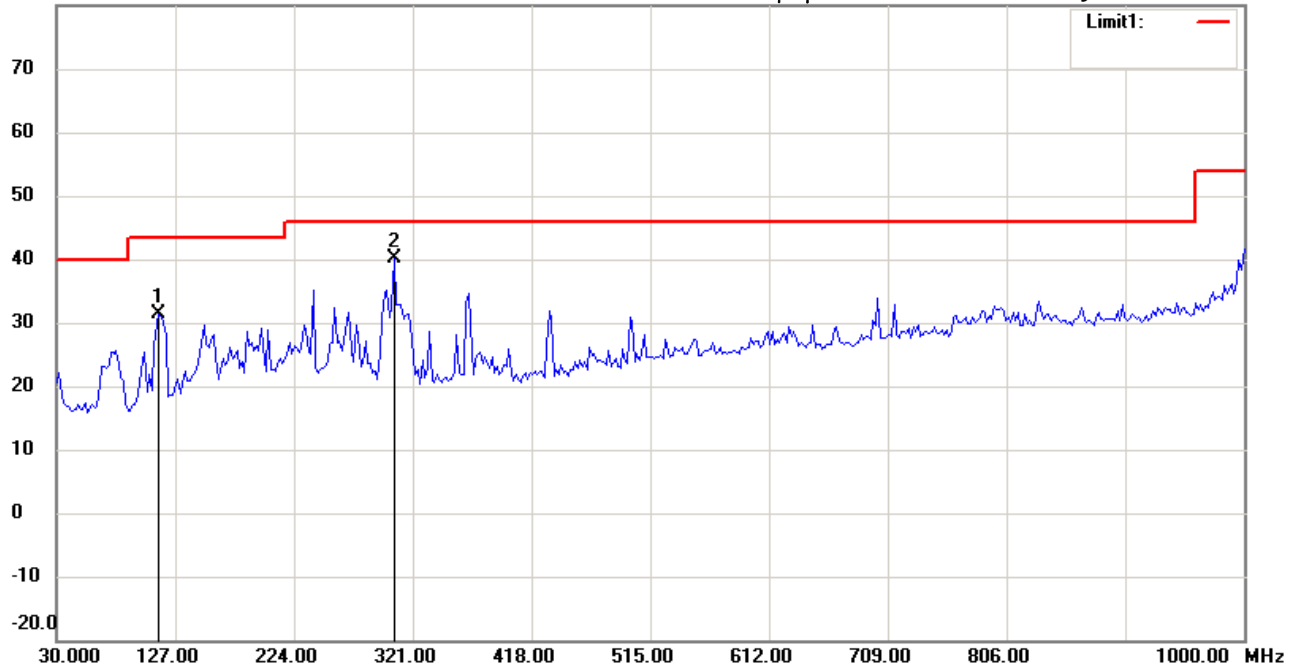
Date: 2016/9/1

Temperature:24 °C

80.0 dBuV/m

Time: 下午 10:24:08

Humidity:60 %



Site : Chamber

Condition : FCC_part 15 RE-Class C_30-1000MHz

EUT : W6D21607-16048

M/N:

Test Mode : 2402MHz

Note :

Polarization: *Horizontal*

Power : 5 Vd.c.

Distance: 3m

Mk.	Frequency (MHz)	Reading (dBuV)	Detector	Corr. factor (dB/m)	Result (dBuV/m)	Limit (dBuV/m)	Ant.Pos (cm)	Tab.Pos (deg.)	Margin (dB)	Comment
	113.5871	18.73	peak	12.71	31.44	43.50	100	60	-12.06	
*	306.0321	24.02	peak	16.14	40.16	46.00	100	135	-5.84	



Radiated Emission Measurement

Operator: Leon

File :1

Data :#2

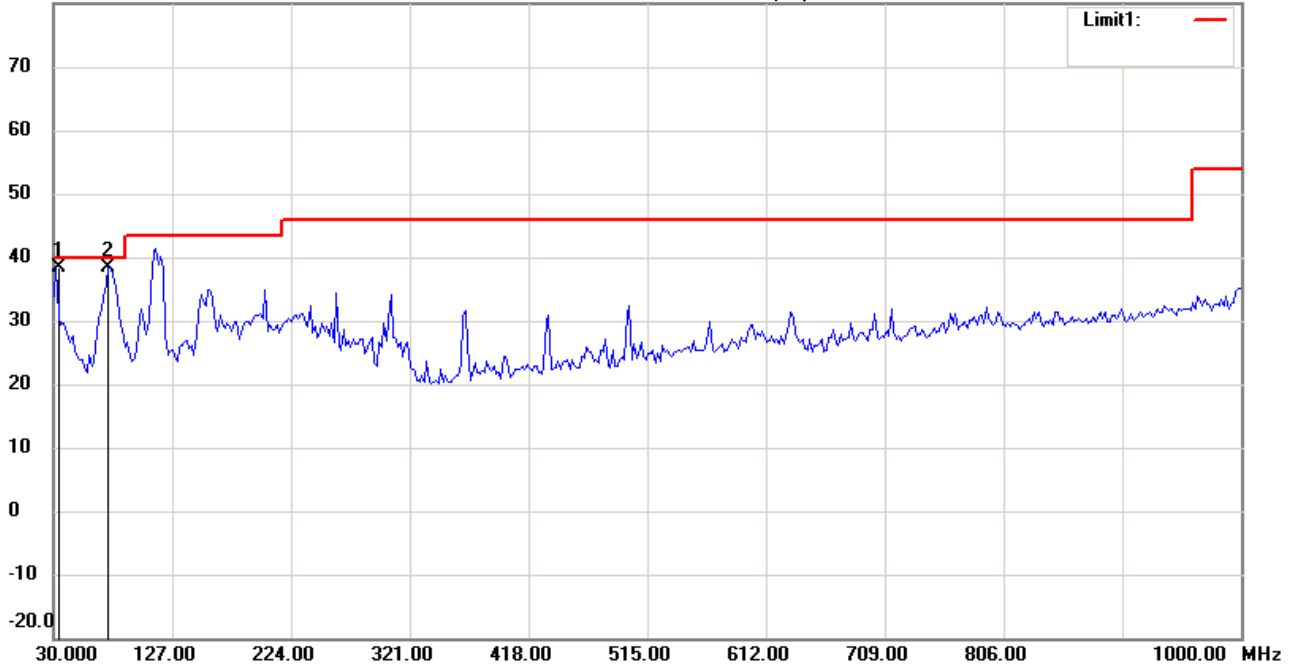
Date: 2016/9/1

Temperature:24 °C

80.0 dBuV/m

Time: 下午 10:24:53

Humidity:60 %



Site : Chamber

Condition : FCC_part 15 RE-Class C_30-1000MHz

EUT : W6D21607-16048

M/N:

Test Mode : 2402MHz

Note :

Polarization: *Vertical*

Power : 5 Vd.c.

Distance: 3m

Mk.	Frequency (MHz)	Reading (dBuV)	Detector	Corr. factor (dB/m)	Result (dBuV/m)	Limit (dBuV/m)	Ant.Pos (cm)	Tab.Pos (deg.)	Margin (dB)	Comment
	31.9440	25.10	QP	13.26	38.36	40.00	100	225	-1.64	
*	74.7094	27.75	QP	10.67	38.42	40.00	100	80	-1.58	



Radiated Emission Measurement

Operator: Leon

File :3

Data :#1

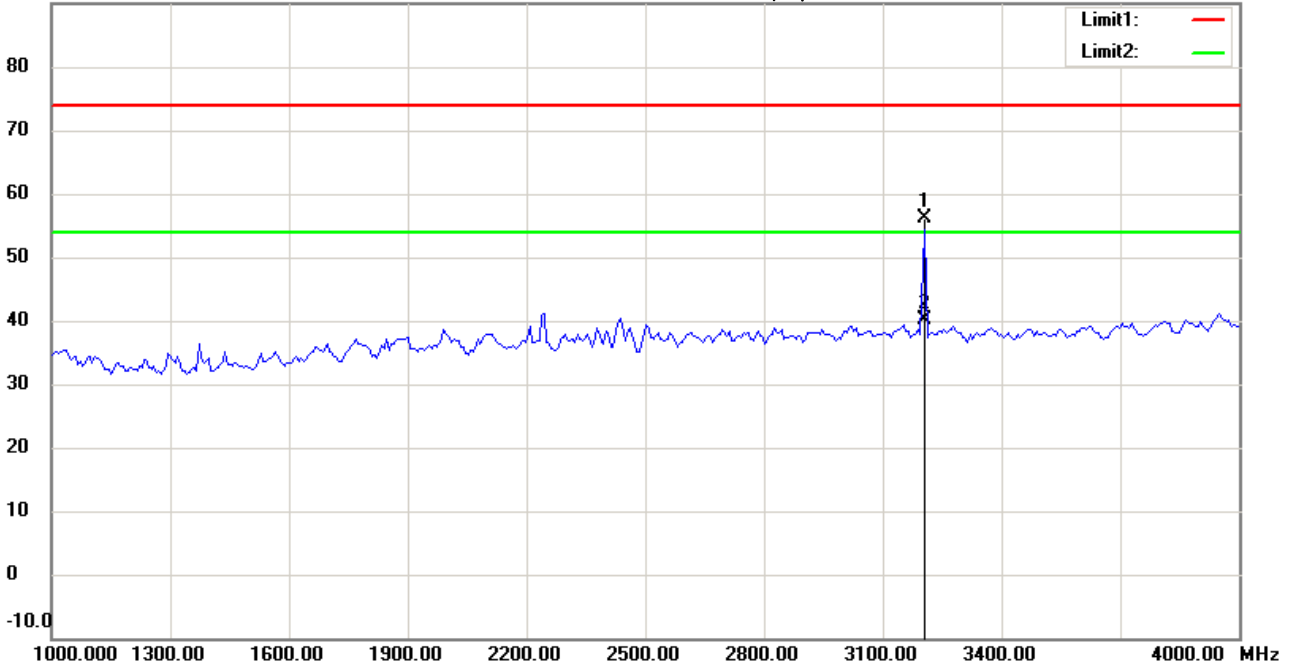
Date: 2016/9/1

Temperature:24 °C

90.0 dBuV/m

Time: 下午 06:43:48

Humidity:60 %



Site : Chamber

Condition : FCC_part 15 RE-Class C_Above 1GHz_PK

Polarization: *Horizontal*

EUT : W6D21607-16048

Power : 5 Vd.c.

M/N:

Distance: 3m

Test Mode : 2402MHz

Note :

Mk.	Frequency (MHz)	Reading (dBuV)	Detector	Corr. factor (dB/m)	Result (dBuV/m)	Limit (dBuV/m)	Ant.Pos (cm)	Tab.Pos (deg.)	Margin (dB)	Comment
	3202.639	59.34	peak	-3.09	56.25	74.00	100	147	-17.75	
*	3202.639	43.15	AVG	-3.09	40.06	54.00	100	147	-13.94	



Radiated Emission Measurement

Operator: Leon

File :3

Data :#6

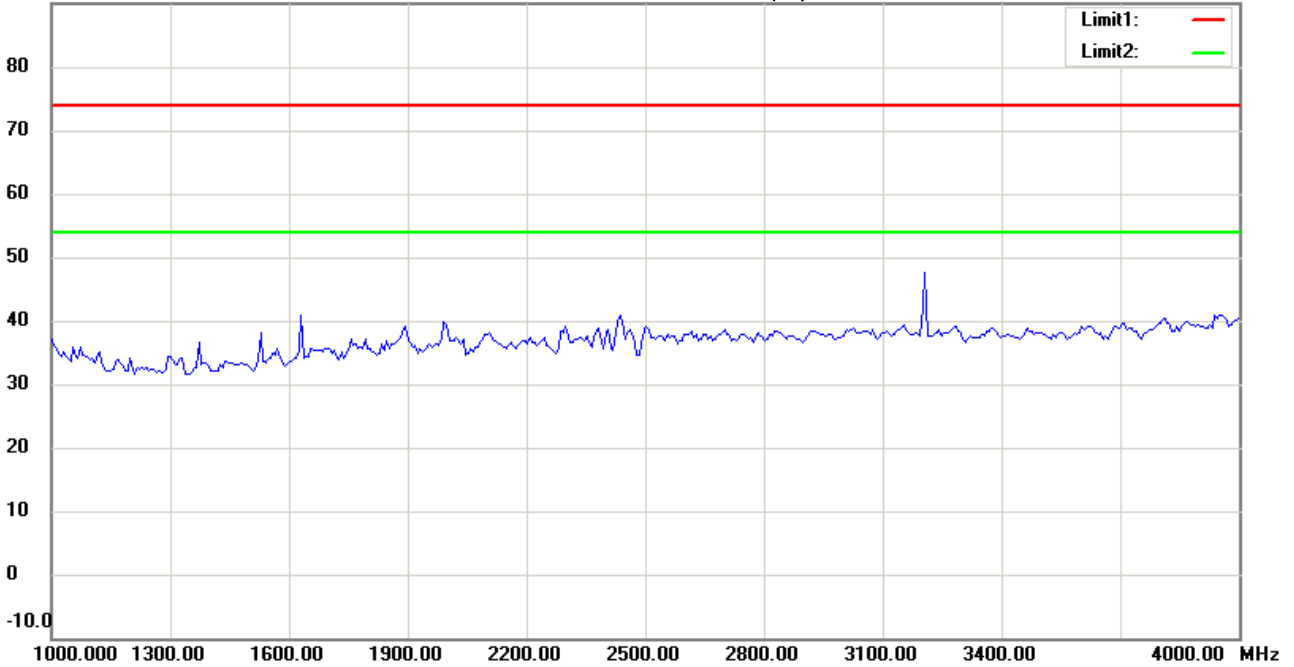
Date: 2016/9/1

Temperature:24 °C

90.0 dBuV/m

Time: 下午 06:47:58

Humidity:60 %



Site : Chamber

Condition : FCC_part 15 RE-Class C_Above 1GHz_PK

Polarization: *Vertical*

EUT : W6D21607-16048

Power : 5 Vd.c.

M/N:

Distance: 3m

Test Mode : 2402MHz

Note :

Mk.	Frequency (MHz)	Reading (dBuV)	Detector	Corr. factor (dB/m)	Result (dBuV/m)	Limit (dBuV/m)	Ant.Pos (cm)	Tab.Pos (deg.)	Margin (dB)	Comment
-----	-----------------	----------------	----------	---------------------	-----------------	----------------	--------------	----------------	-------------	---------



Radiated Emission Measurement

Operator: Leon

File :3

Data :#2

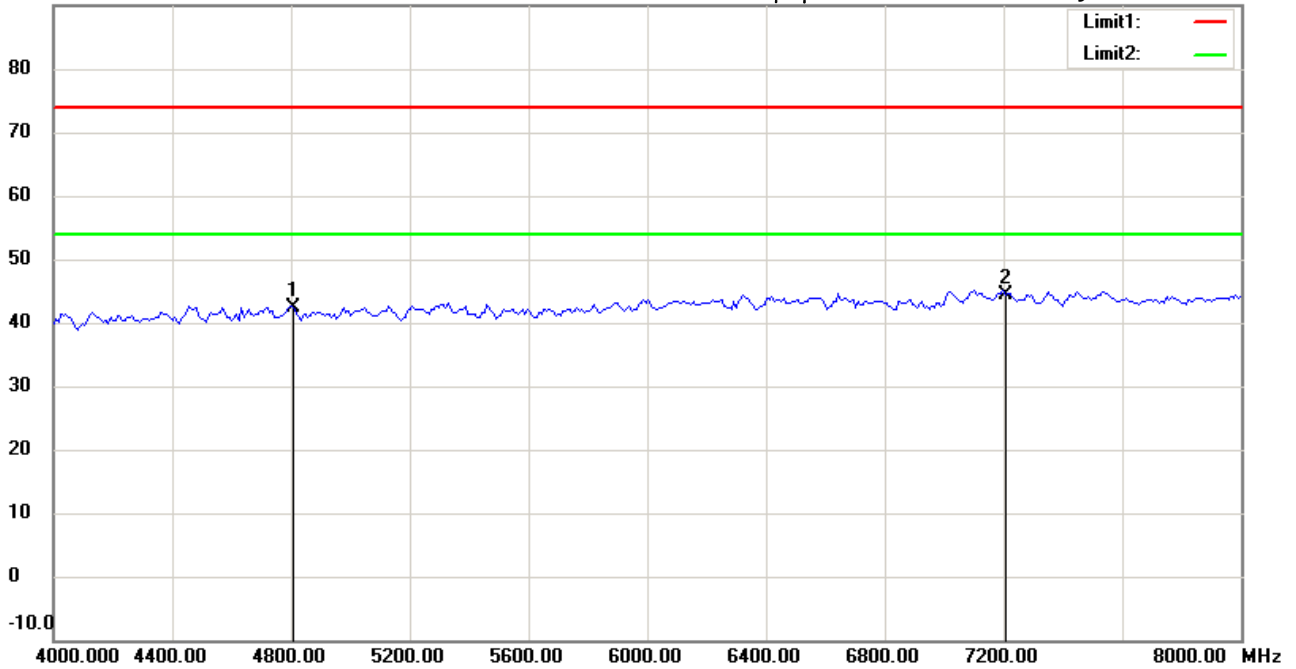
Date: 2016/9/1

Temperature:24 °C

90.0 dBuV/m

Time: 下午 06:45:53

Humidity:60 %



Site : Chamber

Condition : FCC_part 15 RE-Class C_Above 1GHz_PK

Polarization: *Horizontal*

EUT : W6D21607-16048

Power : 5 Vd.c.

M/N:

Distance: 3m

Test Mode : 2402MHz

Note :

Mk.	Frequency (MHz)	Reading (dBuV)	Detector	Corr. factor (dB/m)	Result (dBuV/m)	Limit (dBuV/m)	Ant.Pos (cm)	Tab.Pos (deg.)	Margin (dB)	Comment
	4804.000	42.18	peak	0.28	42.46	74.00	100	155	-31.54	
*	7206.000	40.65	peak	3.85	44.50	74.00	100	130	-29.50	



Radiated Emission Measurement

Operator: Leon

File :3

Data :#7

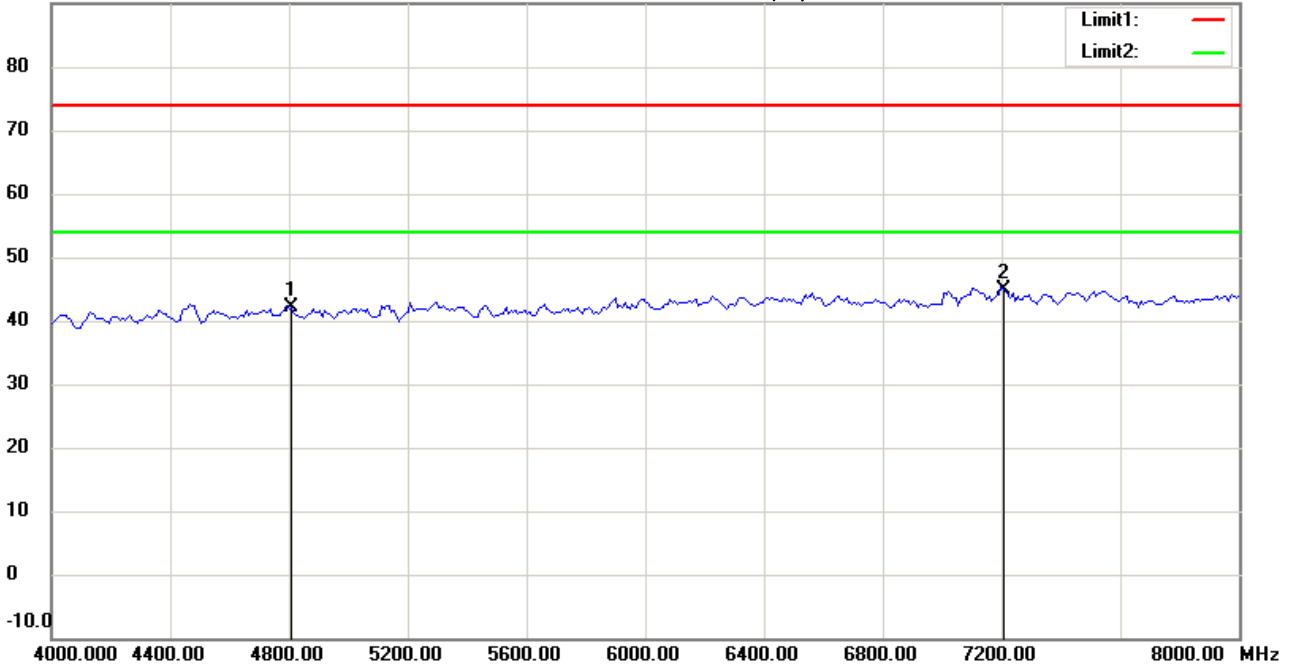
Date: 2016/9/1

Temperature:24 °C

90.0 dBuV/m

Time: 下午 06:48:43

Humidity:60 %



Site : Chamber

Condition : FCC_part 15 RE-Class C_Above 1GHz_PK

Polarization: *Vertical*

EUT : W6D21607-16048

Power : 5 Vd.c.

M/N:

Distance: 3m

Test Mode : 2402MHz

Note :

Mk.	Frequency (MHz)	Reading (dBuV)	Detector	Corr. factor (dB/m)	Result (dBuV/m)	Limit (dBuV/m)	Ant.Pos (cm)	Tab.Pos (deg.)	Margin (dB)	Comment
	4804.000	41.76	peak	0.28	42.04	74.00	100	235	-31.96	
*	7206.000	41.13	peak	3.85	44.98	74.00	100	140	-29.02	



Radiated Emission Measurement

Operator: Leon

File :3

Data :#3

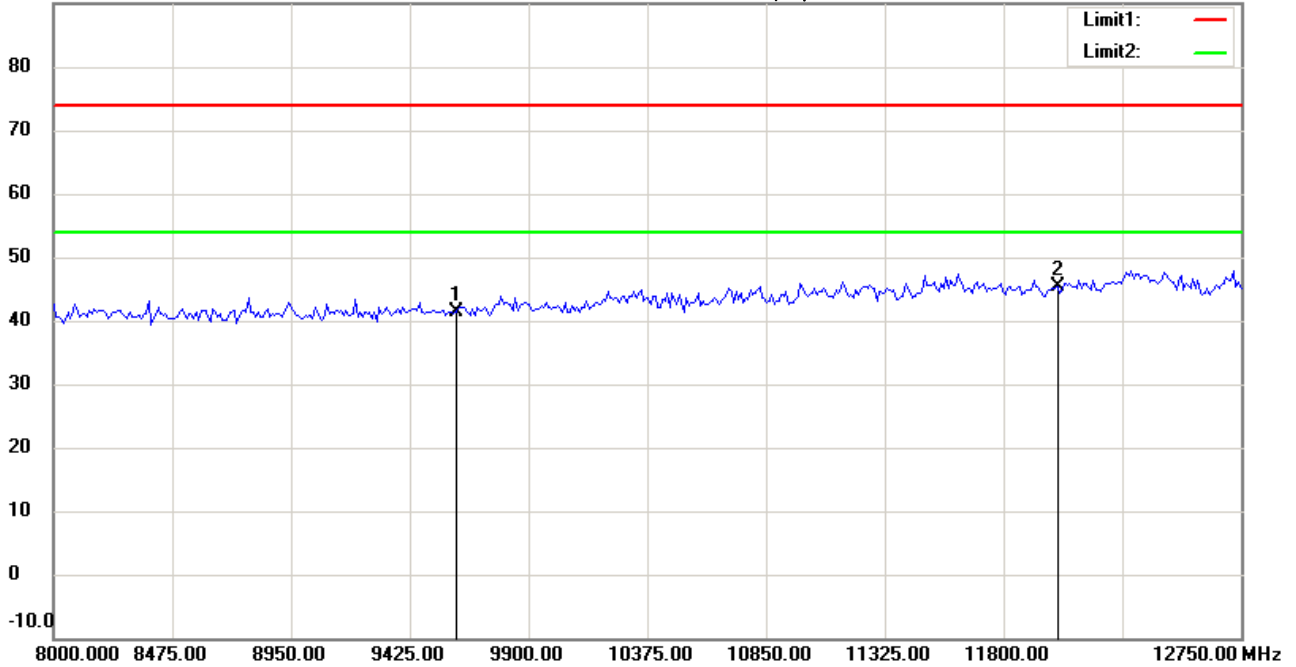
Date: 2016/9/1

Temperature:24 °C

90.0 dBuV/m

Time: 下午 06:46:05

Humidity:60 %



Site : Chamber

Condition : FCC_part 15 RE-Class C_Above 1GHz_PK

Polarization: *Horizontal*

EUT : W6D21607-16048

Power : 5 Vd.c.

M/N:

Distance: 3m

Test Mode : 2402MHz

Note :

Mk.	Frequency (MHz)	Reading (dBuV)	Detector	Corr. factor (dB/m)	Result (dBuV/m)	Limit (dBuV/m)	Ant.Pos (cm)	Tab.Pos (deg.)	Margin (dB)	Comment
	9608.000	33.54	peak	7.93	41.47	74.00	100	210	-32.53	
*	12010.000	32.76	peak	12.65	45.41	74.00	100	175	-28.59	



Radiated Emission Measurement

Operator: Leon

File :3

Data :#8

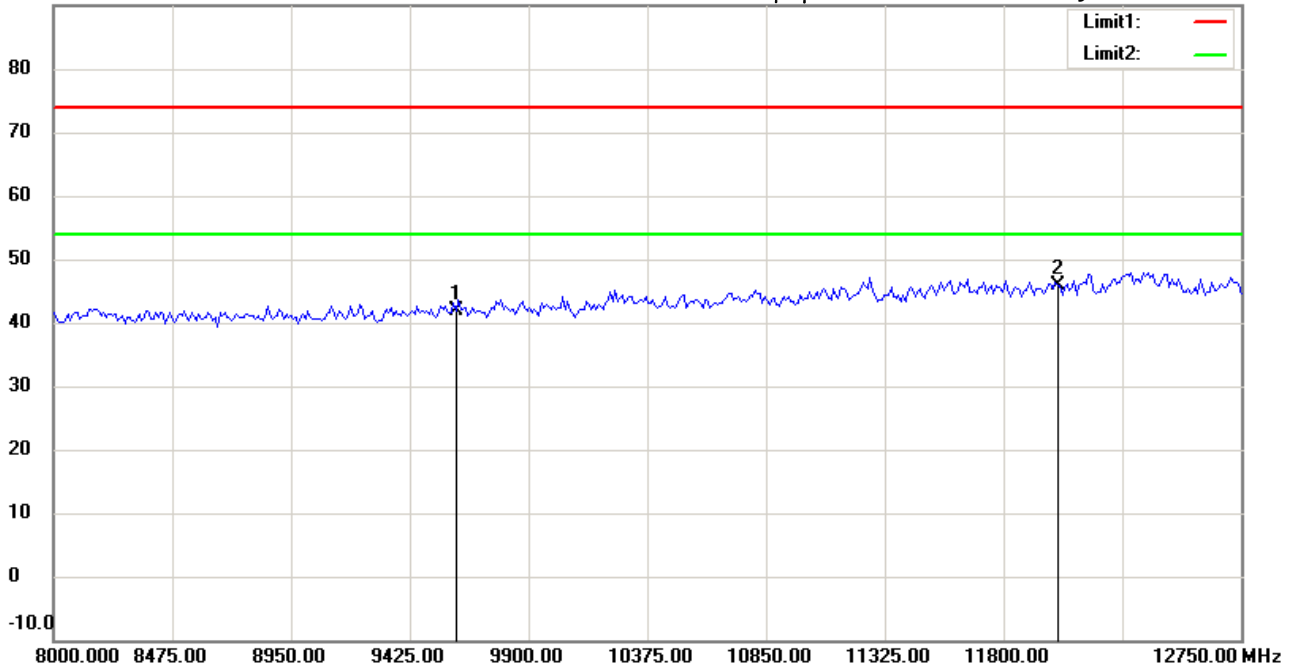
Date: 2016/9/1

Temperature:24 °C

90.0 dBuV/m

Time: 下午 06:48:56

Humidity:60 %



Site : Chamber

Condition : FCC_part 15 RE-Class C_Above 1GHz_PK

Polarization: *Vertical*

EUT : W6D21607-16048

Power : 5 Vd.c.

M/N:

Distance: 3m

Test Mode : 2402MHz

Note :

Mk.	Frequency (MHz)	Reading (dBuV)	Detector	Corr. factor (dB/m)	Result (dBuV/m)	Limit (dBuV/m)	Ant.Pos (cm)	Tab.Pos (deg.)	Margin (dB)	Comment
	9608.000	33.91	peak	7.93	41.84	74.00	100	90	-32.16	
*	12010.000	33.35	peak	12.65	46.00	74.00	100	240	-28.00	



Radiated Emission Measurement

Operator: Leon

File :3

Data :#4

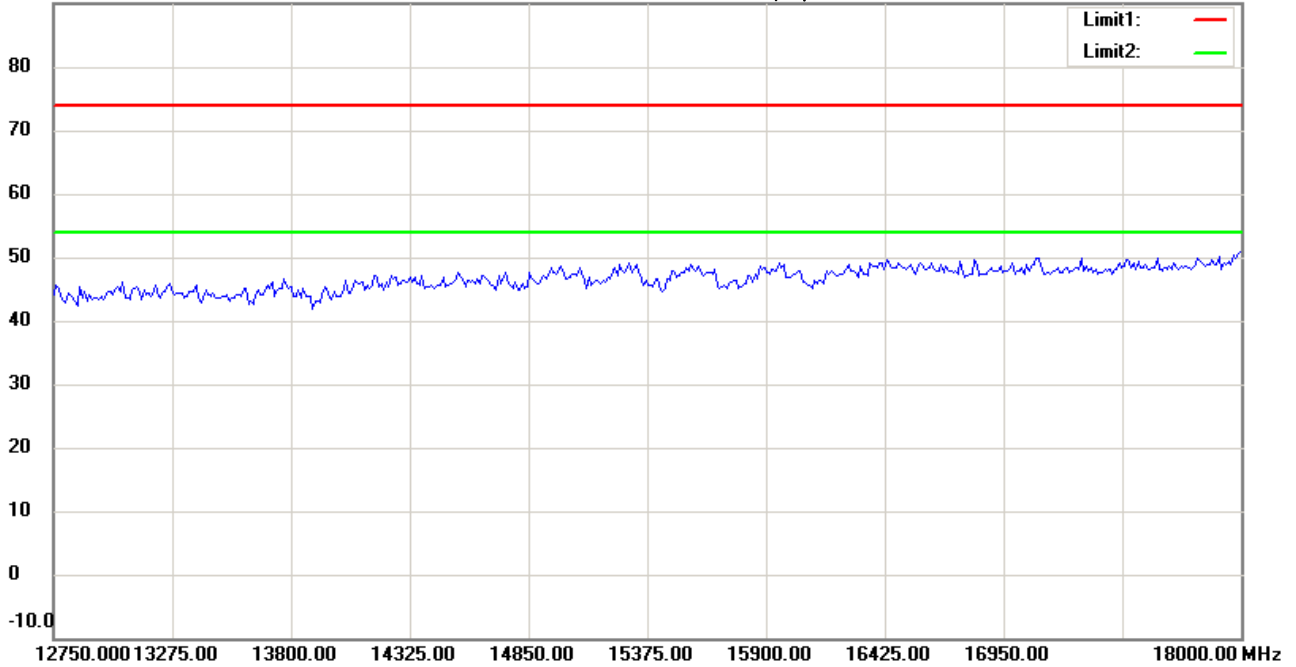
Date: 2016/9/1

Temperature:24 °C

90.0 dBuV/m

Time: 下午 06:47:03

Humidity:60 %



Site : Chamber

Condition : FCC_part 15 RE-Class C_Above 1GHz_PK

Polarization: *Horizontal*

EUT : W6D21607-16048

Power : 5 Vd.c.

M/N:

Distance: 3m

Test Mode : 2402MHz

Note :

Mk.	Frequency (MHz)	Reading (dBuV)	Detector	Corr. factor (dB/m)	Result (dBuV/m)	Limit (dBuV/m)	Ant.Pos (cm)	Tab.Pos (deg.)	Margin (dB)	Comment
-----	-----------------	----------------	----------	---------------------	-----------------	----------------	--------------	----------------	-------------	---------



Radiated Emission Measurement

Operator: Leon

File :3

Data :#9

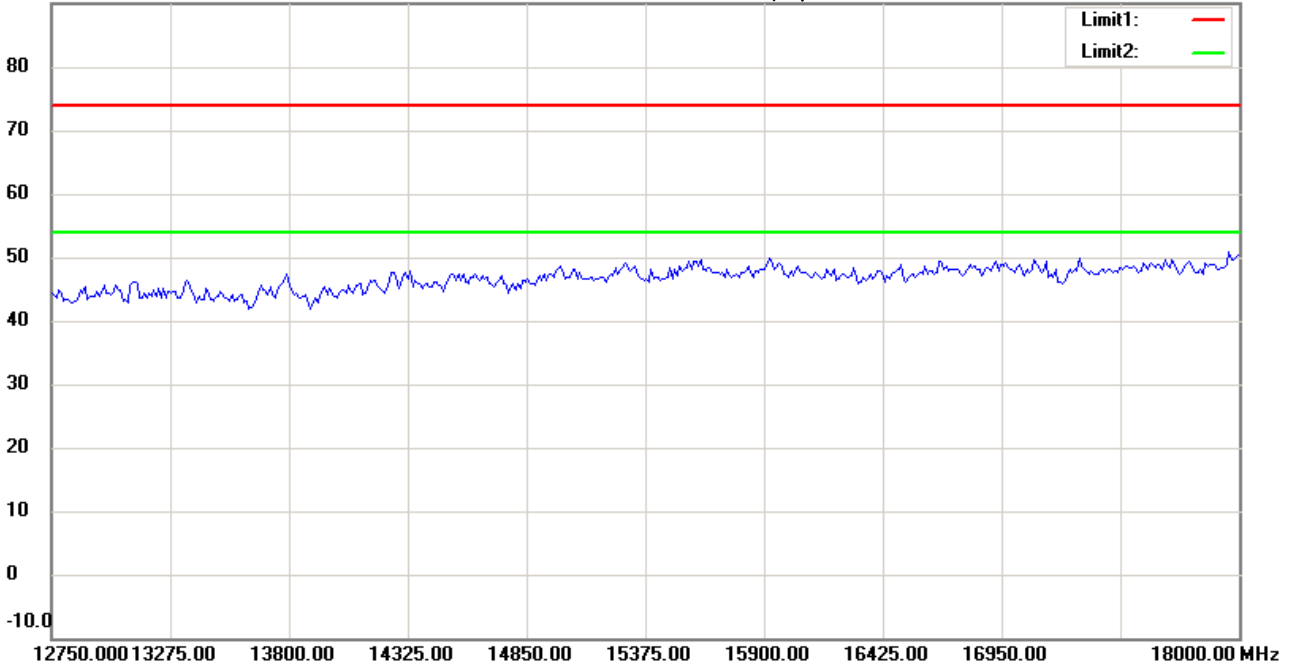
Date: 2016/9/1

Temperature:24 °C

90.0 dBuV/m

Time: 下午 06:49:58

Humidity:60 %



Site : Chamber

Condition : FCC_part 15 RE-Class C_Above 1GHz_PK

Polarization: *Vertical*

EUT : W6D21607-16048

Power : 5 Vd.c.

M/N:

Distance: 3m

Test Mode : 2402MHz

Note :

Mk.	Frequency (MHz)	Reading (dBuV)	Detector	Corr. factor (dB/m)	Result (dBuV/m)	Limit (dBuV/m)	Ant.Pos (cm)	Tab.Pos (deg.)	Margin (dB)	Comment
-----	-----------------	----------------	----------	---------------------	-----------------	----------------	--------------	----------------	-------------	---------



Radiated Emission Measurement

Operator: Leon

File :3

Data :#5

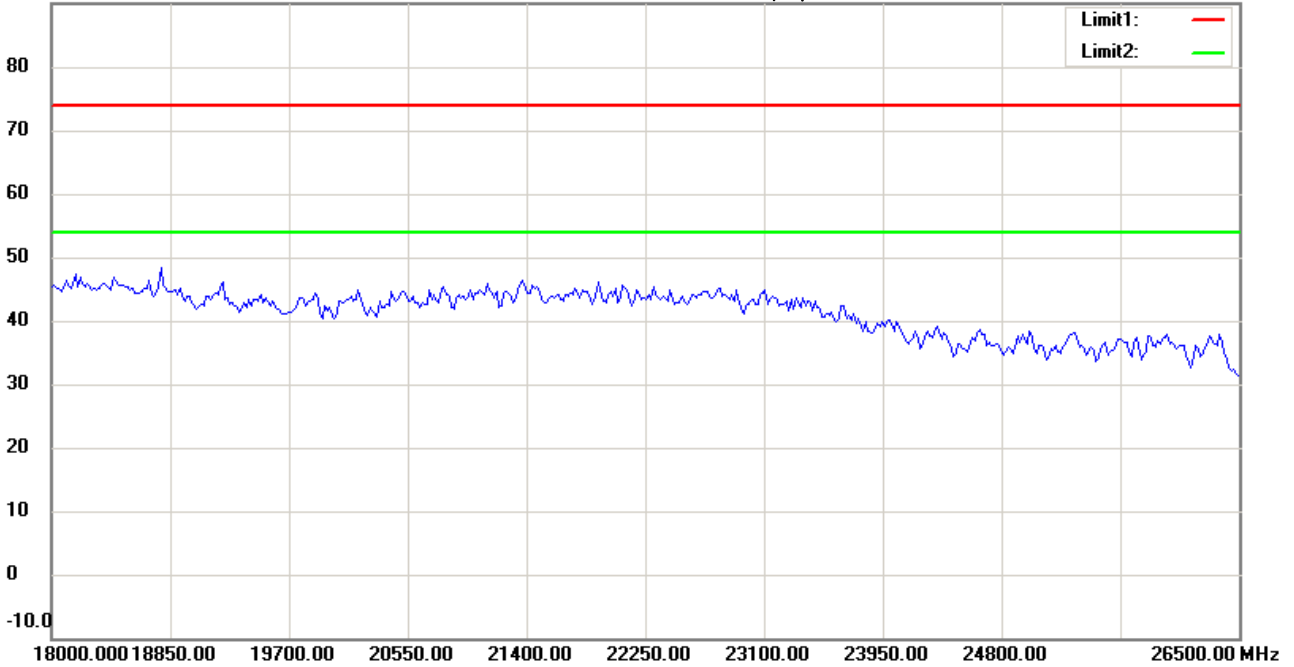
Date: 2016/9/1

Temperature:24 °C

90.0 dBuV/m

Time: 下午 06:47:13

Humidity:60 %



Site : Chamber

Condition : FCC_part 15 RE-Class C_Above 1GHz_PK

Polarization: *Horizontal*

EUT : W6D21607-16048

Power : 5 Vd.c.

M/N:

Distance: 3m

Test Mode : 2402MHz

Note :

Mk.	Frequency (MHz)	Reading (dBuV)	Detector	Corr. factor (dB/m)	Result (dBuV/m)	Limit (dBuV/m)	Ant.Pos (cm)	Tab.Pos (deg.)	Margin (dB)	Comment
-----	-----------------	----------------	----------	---------------------	-----------------	----------------	--------------	----------------	-------------	---------



Radiated Emission Measurement

Operator: Leon

File :3

Data :#10

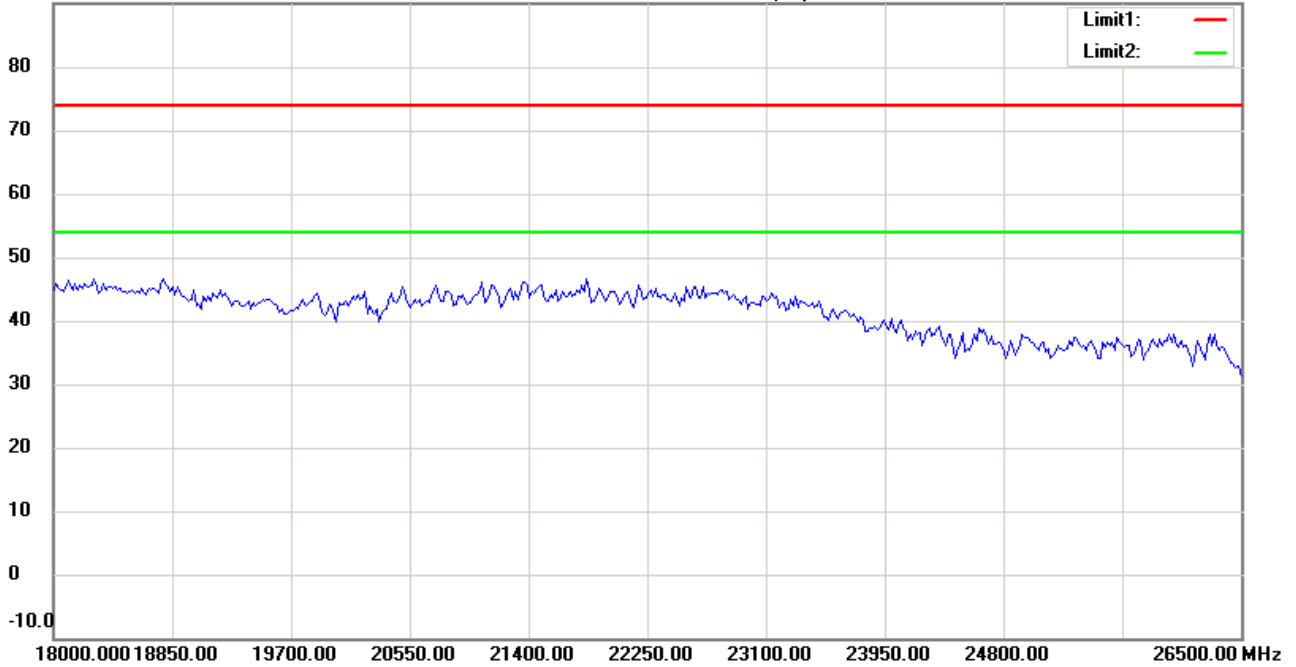
Date: 2016/9/1

Temperature:24 °C

90.0 dBuV/m

Time: 下午 06:50:07

Humidity:60 %



Site : Chamber

Condition : FCC_part 15 RE-Class C_Above 1GHz_PK

EUT : W6D21607-16048

M/N:

Test Mode : 2402MHz

Note :

Polarization: *Vertical*

Power : 5 Vd.c.

Distance: 3m

Mk.	Frequency (MHz)	Reading (dBuV)	Detector	Corr. factor (dB/m)	Result (dBuV/m)	Limit (dBuV/m)	Ant.Pos (cm)	Tab.Pos (deg.)	Margin (dB)	Comment
-----	-----------------	----------------	----------	---------------------	-----------------	----------------	--------------	----------------	-------------	---------



Radiated Emission Measurement

Operator: Leon

File :1

Data :#1

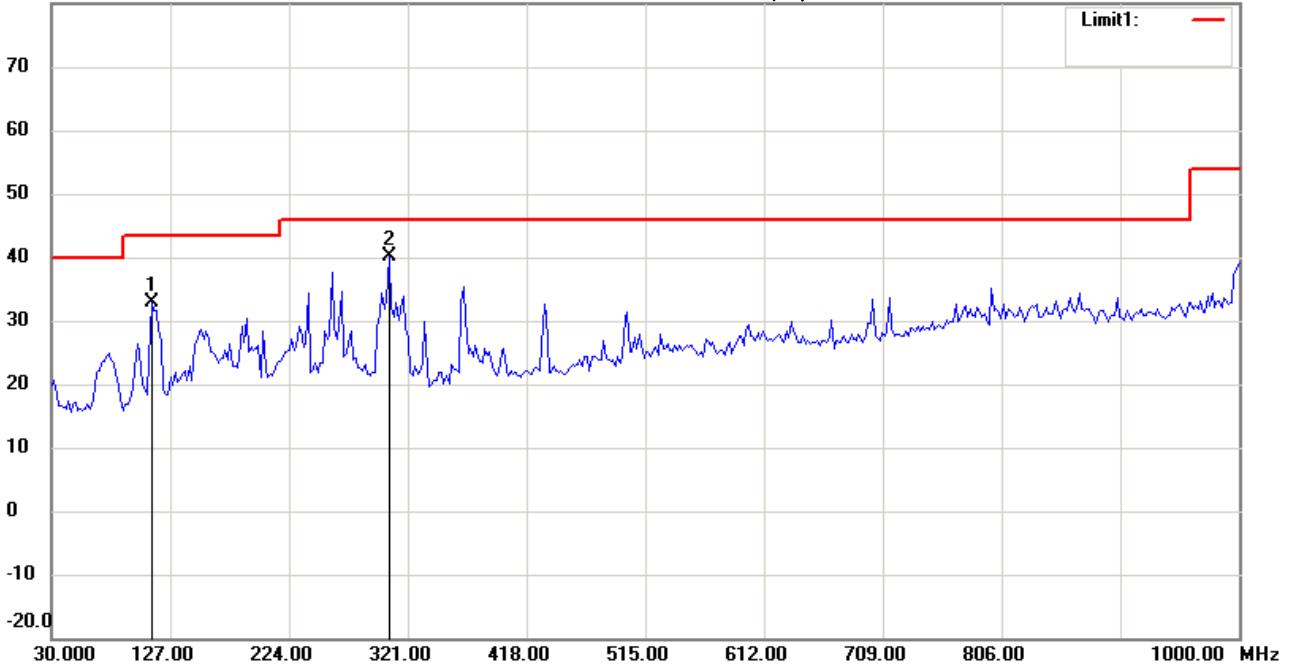
Date: 2016/9/1

Temperature:24 °C

80.0 dBuV/m

Time: 下午 10:19:44

Humidity:60 %



Site : Chamber

Condition : FCC_part 15 RE-Class C_30-1000MHz

EUT : W6D21607-16048

M/N:

Test Mode : 2441MHz

Note :

Polarization: *Horizontal*

Power : 5 Vd.c.

Distance: 3m

Mk.	Frequency (MHz)	Reading (dBuV)	Detector	Corr. factor (dB/m)	Result (dBuV/m)	Limit (dBuV/m)	Ant.Pos (cm)	Tab.Pos (deg.)	Margin (dB)	Comment
	111.6432	20.27	peak	12.56	32.83	43.50	100	85	-10.67	
*	306.0321	24.01	peak	16.14	40.15	46.00	100	130	-5.85	



Radiated Emission Measurement

Operator: Leon

File :1

Data :#2

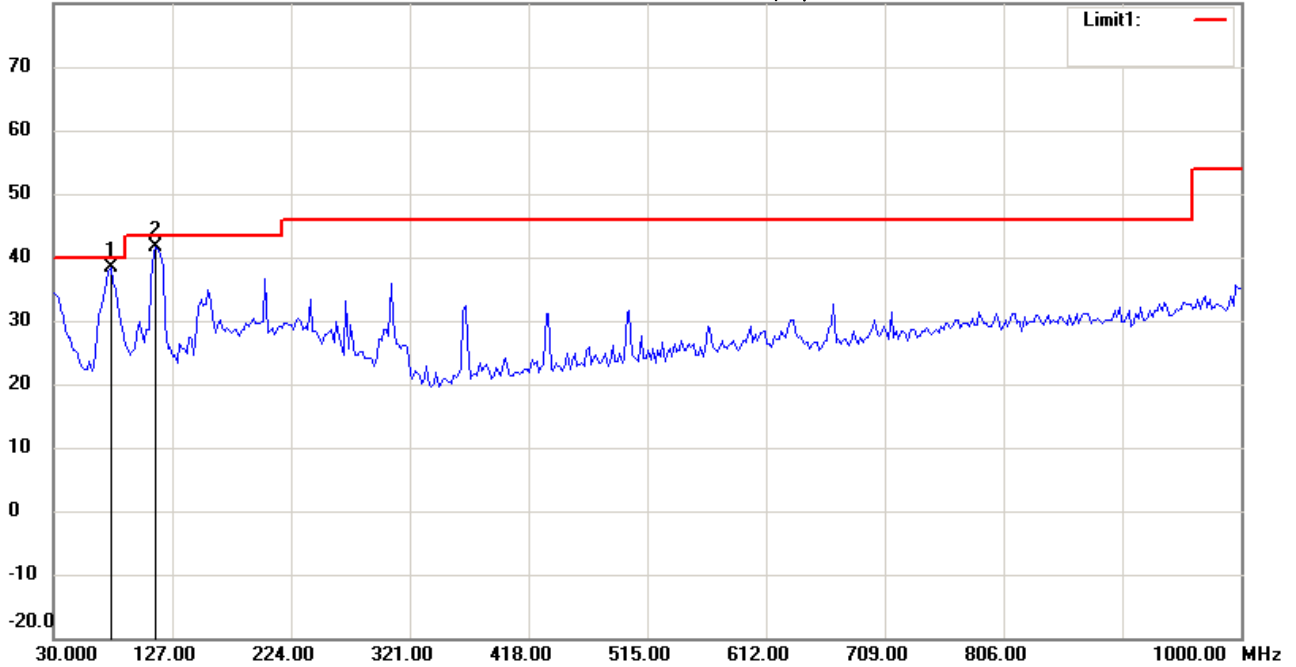
Date: 2016/9/1

Temperature:24 °C

80.0 dBuV/m

Time: 下午 10:20:29

Humidity:60 %



Site : Chamber

Condition : FCC_part 15 RE-Class C_30-1000MHz

Polarization: *Vertical*

EUT : W6D21607-16048

Power : 5 Vd.c.

M/N:

Distance: 3m

Test Mode : 2441MHz

Note :

Mk.	Frequency (MHz)	Reading (dBuV)	Detector	Corr. factor (dB/m)	Result (dBuV/m)	Limit (dBuV/m)	Ant.Pos (cm)	Tab.Pos (deg.)	Margin (dB)	Comment
*	76.6533	27.92	QP	10.37	38.29	40.00	100	85	-1.71	
	113.5872	28.81	QP	12.71	41.52	43.50	100	30	-1.98	



Radiated Emission Measurement

Operator: Leon

File :3

Data :#1

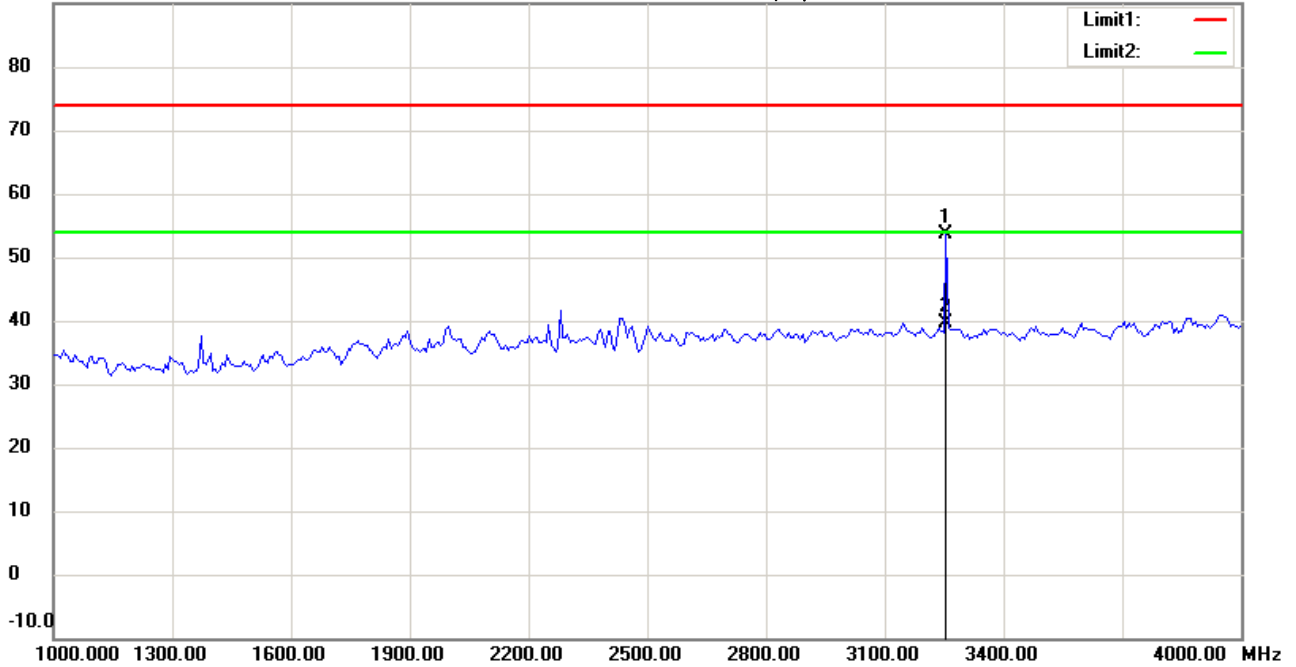
Date: 2016/9/1

Temperature:24 °C

90.0 dBuV/m

Time: 下午 06:59:48

Humidity:60 %



Site : Chamber

Condition : FCC_part 15 RE-Class C_Above 1GHz_PK

Polarization: *Horizontal*

EUT : W6D21607-16048

Power : 5 Vd.c.

M/N:

Distance: 3m

Test Mode : 2441MHz

Note :

Mk.	Frequency (MHz)	Reading (dBuV)	Detector	Corr. factor (dB/m)	Result (dBuV/m)	Limit (dBuV/m)	Ant.Pos (cm)	Tab.Pos (deg.)	Margin (dB)	Comment
	3254.509	56.71	peak	-3.00	53.71	74.00	100	135	-20.29	
*	3254.509	42.63	AVG	-3.00	39.63	54.00	100	135	-14.37	



Radiated Emission Measurement

Operator: Leon

File :3

Data :#6

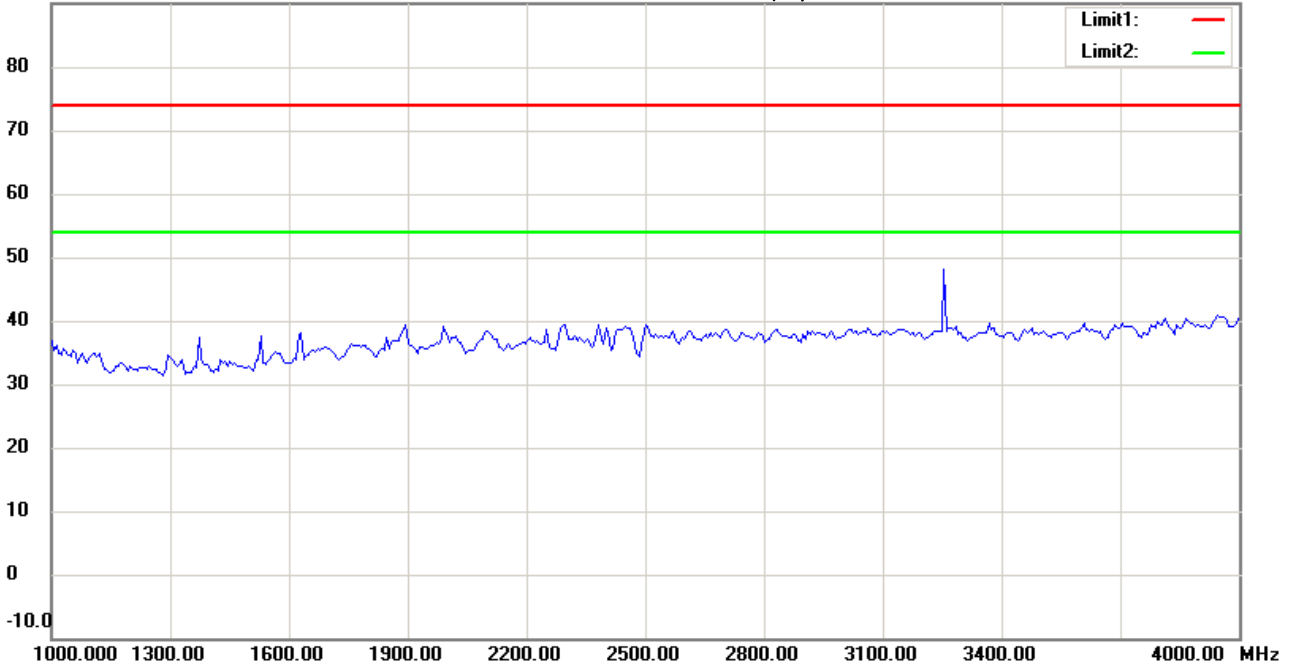
Date: 2016/9/1

Temperature:24 °C

90.0 dBuV/m

Time: 下午 07:02:39

Humidity:60 %



Site : Chamber

Condition : FCC_part 15 RE-Class C_Above 1GHz_PK

Polarization: *Vertical*

EUT : W6D21607-16048

Power : 5 Vd.c.

M/N:

Distance: 3m

Test Mode : 2441MHz

Note :

Mk.	Frequency (MHz)	Reading (dBuV)	Detector	Corr. factor (dB/m)	Result (dBuV/m)	Limit (dBuV/m)	Ant.Pos (cm)	Tab.Pos (deg.)	Margin (dB)	Comment
-----	-----------------	----------------	----------	---------------------	-----------------	----------------	--------------	----------------	-------------	---------



Radiated Emission Measurement

Operator: Leon

File :3

Data :#2

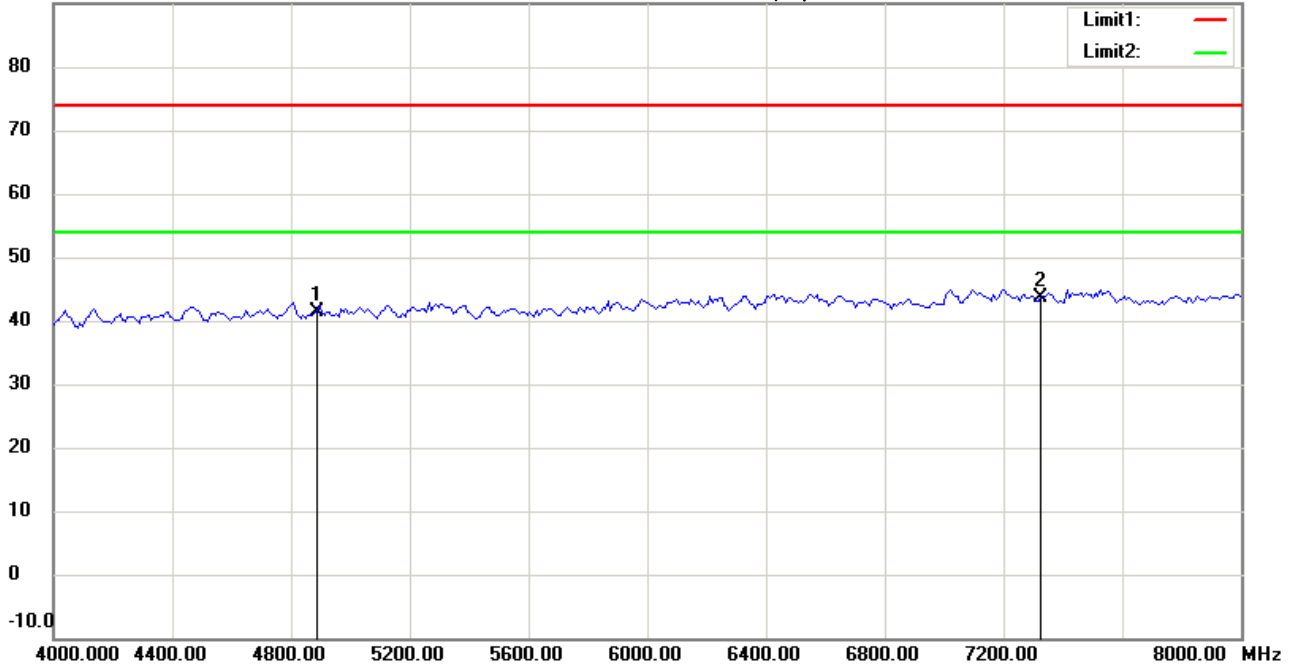
Date: 2016/9/1

Temperature:24 °C

90.0 dBuV/m

Time: 下午 07:00:33

Humidity:60 %



Site : Chamber

Condition : FCC_part 15 RE-Class C_Above 1GHz_PK

Polarization: *Horizontal*

EUT : W6D21607-16048

Power : 5 Vd.c.

M/N:

Distance: 3m

Test Mode : 2441MHz

Note :

Mk.	Frequency (MHz)	Reading (dBuV)	Detector	Corr. factor (dB/m)	Result (dBuV/m)	Limit (dBuV/m)	Ant.Pos (cm)	Tab.Pos (deg.)	Margin (dB)	Comment
	4882.000	40.97	peak	0.48	41.45	74.00	100	230	-32.55	
*	7323.000	40.05	peak	3.66	43.71	74.00	100	195	-30.29	



Radiated Emission Measurement

Operator: Leon

File :3

Data :#7

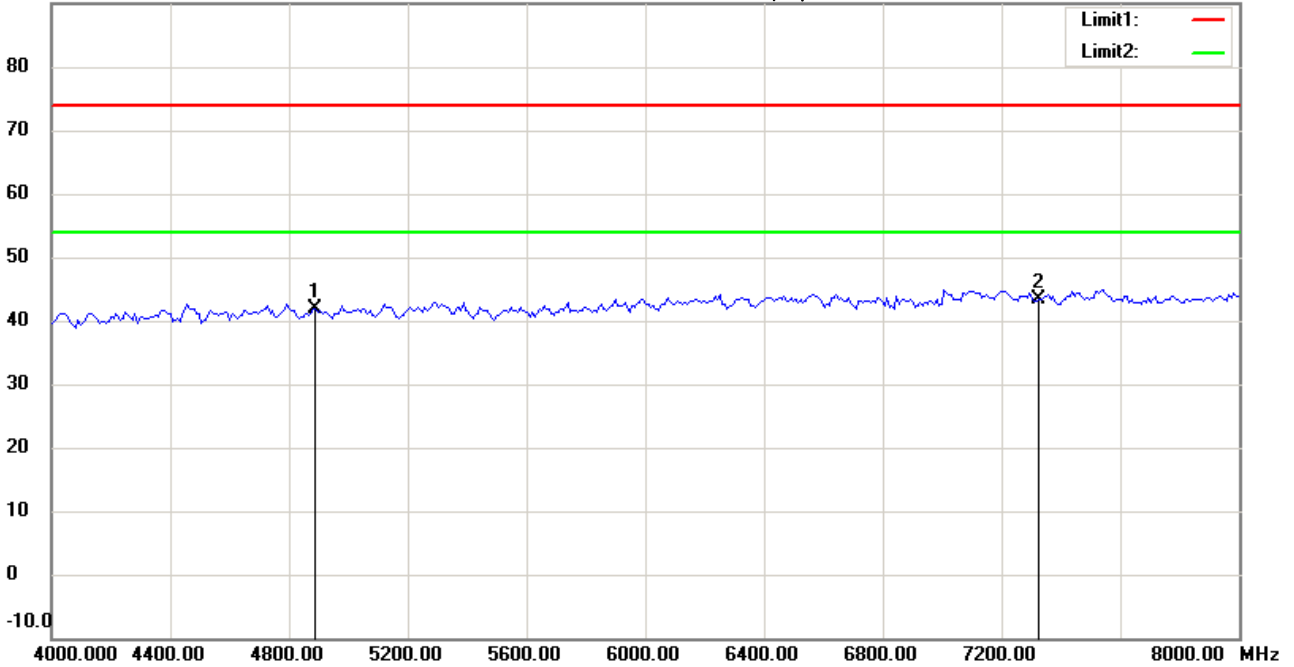
Date: 2016/9/1

Temperature:24 °C

90.0 dBuV/m

Time: 下午 07:03:24

Humidity:60 %



Site : Chamber

Condition : FCC_part 15 RE-Class C_Above 1GHz_PK

Polarization: *Vertical*

EUT : W6D21607-16048

Power : 5 Vd.c.

M/N:

Distance: 3m

Test Mode : 2441MHz

Note :

Mk.	Frequency (MHz)	Reading (dBuV)	Detector	Corr. factor (dB/m)	Result (dBuV/m)	Limit (dBuV/m)	Ant.Pos (cm)	Tab.Pos (deg.)	Margin (dB)	Comment
	4882.000	41.46	peak	0.48	41.94	74.00	100	175	-32.06	
*	7323.000	39.67	peak	3.66	43.33	74.00	100	120	-30.67	



Radiated Emission Measurement

Operator: Leon

File :3

Data :#3

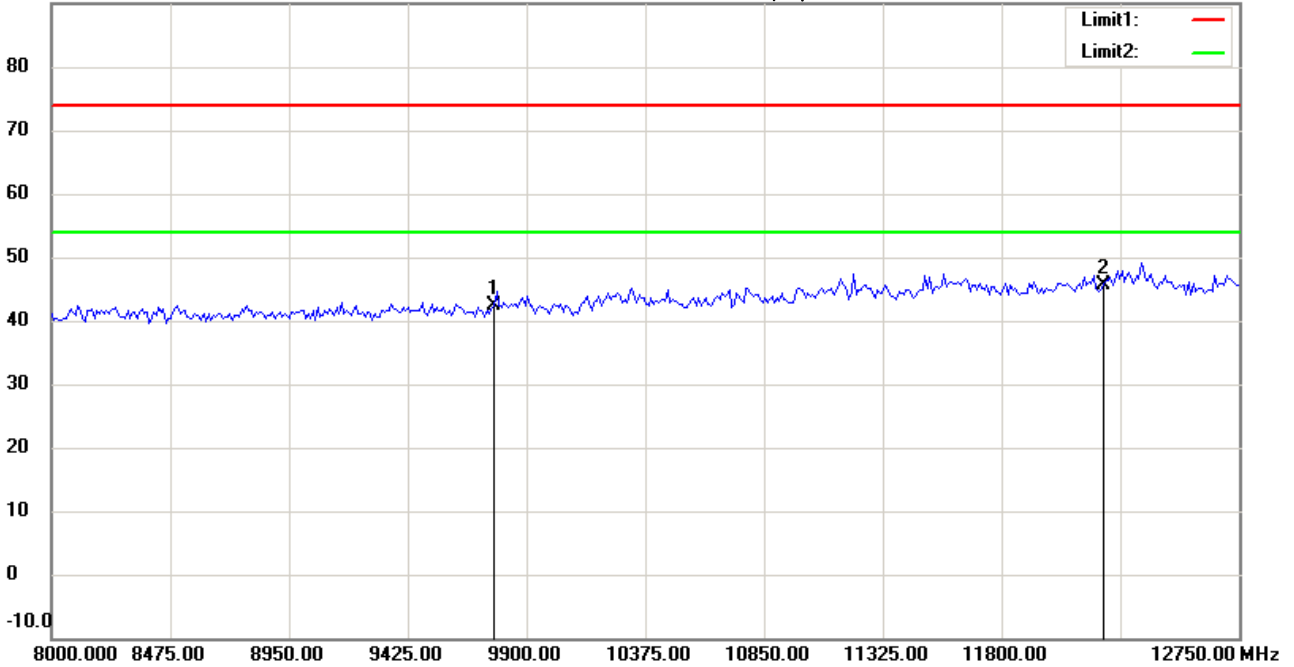
Date: 2016/9/1

Temperature:24 °C

90.0 dBuV/m

Time: 下午 07:00:46

Humidity:60 %



Site : Chamber

Condition : FCC_part 15 RE-Class C_Above 1GHz_PK

Polarization: *Horizontal*

EUT : W6D21607-16048

Power : 5 Vd.c.

M/N:

Distance: 3m

Test Mode : 2441MHz

Note :

Mk.	Frequency (MHz)	Reading (dBuV)	Detector	Corr. factor (dB/m)	Result (dBuV/m)	Limit (dBuV/m)	Ant.Pos (cm)	Tab.Pos (deg.)	Margin (dB)	Comment
	9764.000	33.97	peak	8.33	42.30	74.00	100	50	-31.70	
*	12205.000	31.78	peak	13.75	45.53	74.00	100	210	-28.47	



Radiated Emission Measurement

Operator: Leon

File :3

Data :#8

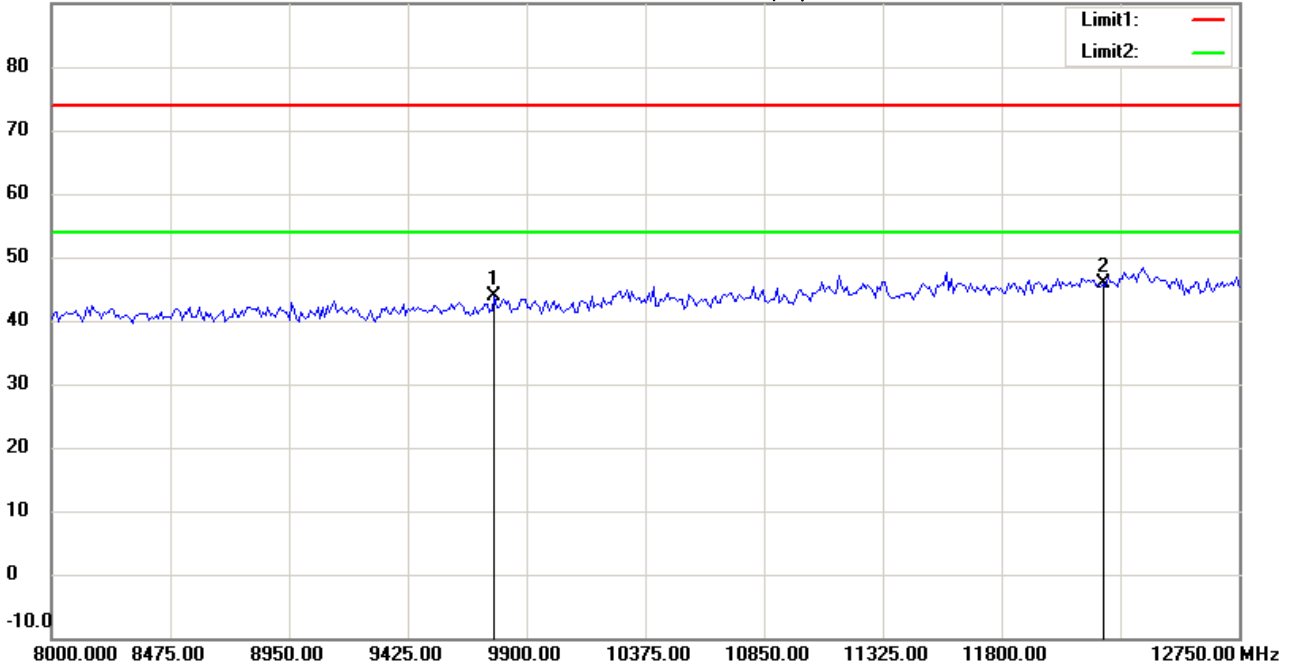
Date: 2016/9/1

Temperature:24 °C

90.0 dBuV/m

Time: 下午 07:03:36

Humidity:60 %



Site : Chamber

Condition : FCC_part 15 RE-Class C_Above 1GHz_PK

Polarization: *Vertical*

EUT : W6D21607-16048

Power : 5 Vd.c.

M/N:

Distance: 3m

Test Mode : 2441MHz

Note :

Mk.	Frequency (MHz)	Reading (dBuV)	Detector	Corr. factor (dB/m)	Result (dBuV/m)	Limit (dBuV/m)	Ant.Pos (cm)	Tab.Pos (deg.)	Margin (dB)	Comment
	9764.000	35.52	peak	8.33	43.85	74.00	100	85	-30.15	
*	12205.000	32.14	peak	13.75	45.89	74.00	100	170	-28.11	



Radiated Emission Measurement

Operator: Leon

File :3

Data :#4

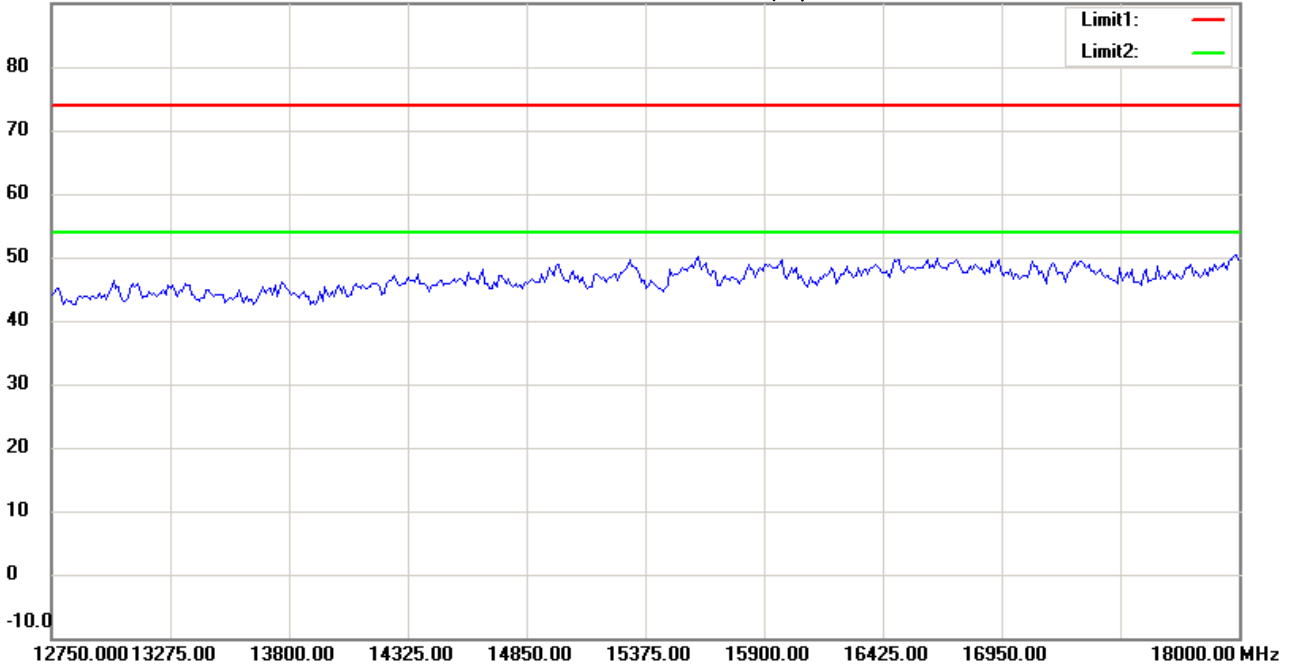
Date: 2016/9/1

Temperature:24 °C

90.0 dBuV/m

Time: 下午 07:01:44

Humidity:60 %



Site : Chamber

Condition : FCC_part 15 RE-Class C_Above 1GHz_PK

Polarization: *Horizontal*

EUT : W6D21607-16048

Power : 5 Vd.c.

M/N:

Distance: 3m

Test Mode : 2441MHz

Note :

Mk.	Frequency (MHz)	Reading (dBuV)	Detector	Corr. factor (dB/m)	Result (dBuV/m)	Limit (dBuV/m)	Ant.Pos (cm)	Tab.Pos (deg.)	Margin (dB)	Comment
-----	-----------------	----------------	----------	---------------------	-----------------	----------------	--------------	----------------	-------------	---------



Radiated Emission Measurement

Operator: Leon

File :3

Data :#9

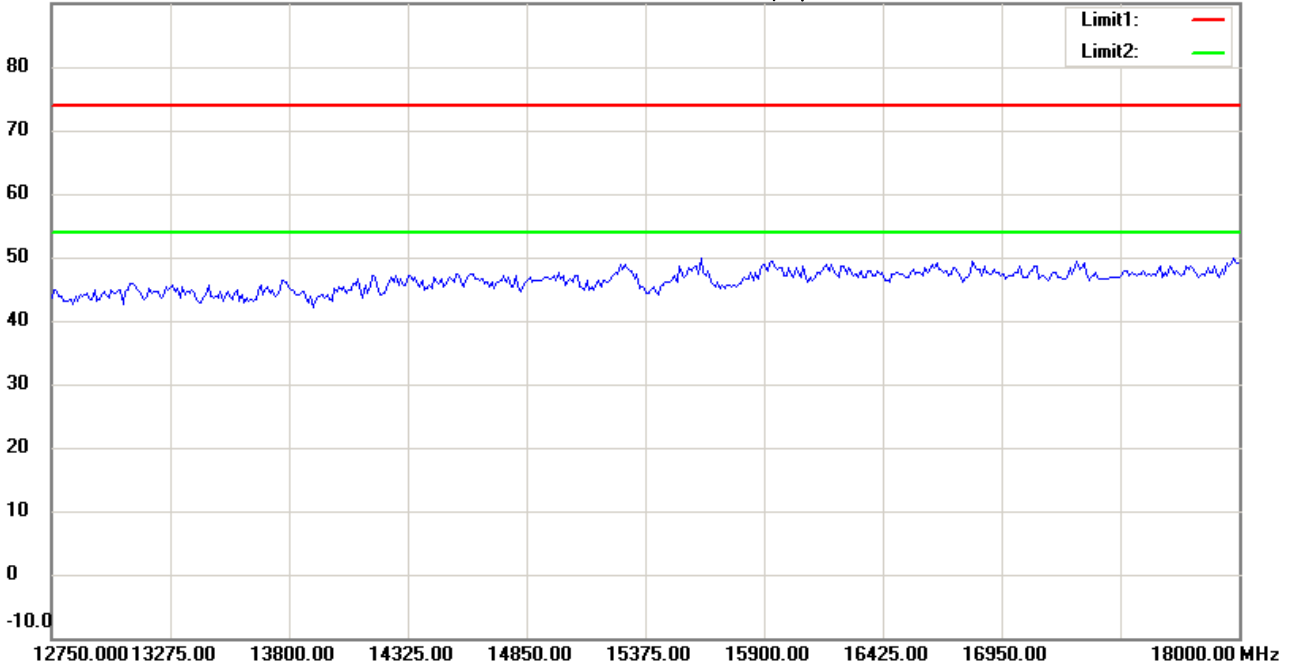
Date: 2016/9/1

Temperature:24 °C

90.0 dBuV/m

Time: 下午 07:04:38

Humidity:60 %



Site : Chamber

Condition : FCC_part 15 RE-Class C_Above 1GHz_PK

Polarization: *Vertical*

EUT : W6D21607-16048

Power : 5 Vd.c.

M/N:

Distance: 3m

Test Mode : 2441MHz

Note :

Mk.	Frequency (MHz)	Reading (dBuV)	Detector	Corr. factor (dB/m)	Result (dBuV/m)	Limit (dBuV/m)	Ant.Pos (cm)	Tab.Pos (deg.)	Margin (dB)	Comment
-----	-----------------	----------------	----------	---------------------	-----------------	----------------	--------------	----------------	-------------	---------



Radiated Emission Measurement

Operator: Leon

File :3

Data :#5

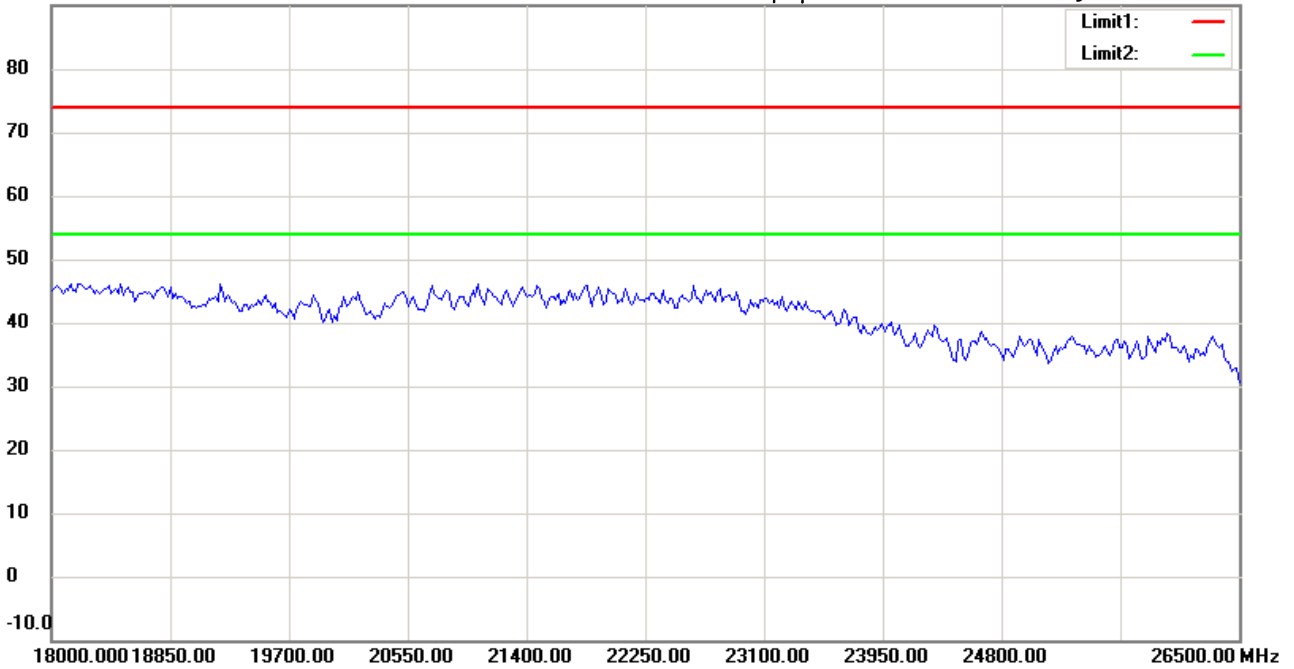
Date: 2016/9/1

Temperature:24 °C

90.0 dBuV/m

Time: 下午 07:01:53

Humidity:60 %



Site : Chamber

Condition : FCC_part 15 RE-Class C_Above 1GHz_PK

Polarization: *Horizontal*

EUT : W6D21607-16048

Power : 5 Vd.c.

M/N:

Distance: 3m

Test Mode : 2441MHz

Note :

Mk.	Frequency (MHz)	Reading (dBuV)	Detector	Corr. factor (dB/m)	Result (dBuV/m)	Limit (dBuV/m)	Ant.Pos (cm)	Tab.Pos (deg.)	Margin (dB)	Comment
-----	-----------------	----------------	----------	---------------------	-----------------	----------------	--------------	----------------	-------------	---------



Radiated Emission Measurement

Operator: Leon

File :3

Data :#10

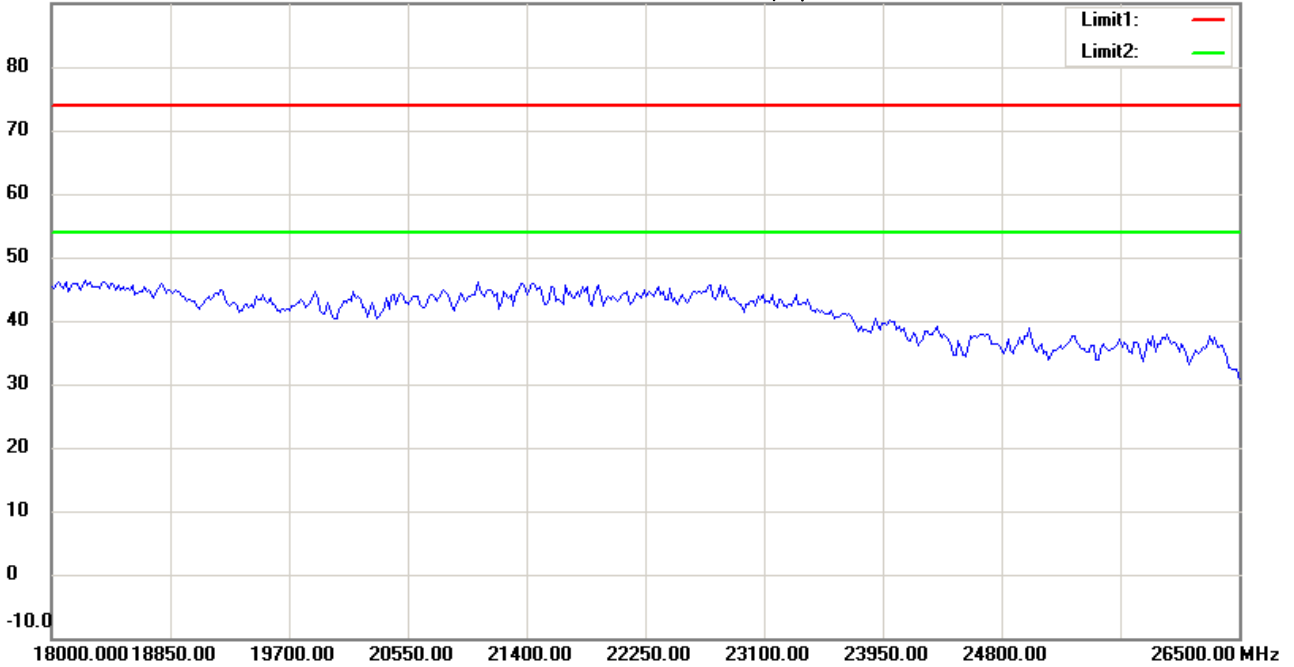
Date: 2016/9/1

Temperature:24 °C

90.0 dBuV/m

Time: 下午 07:04:48

Humidity:60 %



Site : Chamber

Condition : FCC_part 15 RE-Class C_Above 1GHz_PK

Polarization: *Vertical*

EUT : W6D21607-16048

Power : 5 Vd.c.

M/N:

Distance: 3m

Test Mode : 2441MHz

Note :

Mk.	Frequency (MHz)	Reading (dBuV)	Detector	Corr. factor (dB/m)	Result (dBuV/m)	Limit (dBuV/m)	Ant.Pos (cm)	Tab.Pos (deg.)	Margin (dB)	Comment
-----	-----------------	----------------	----------	---------------------	-----------------	----------------	--------------	----------------	-------------	---------



Radiated Emission Measurement

Operator: Leon

File :1

Data :#1

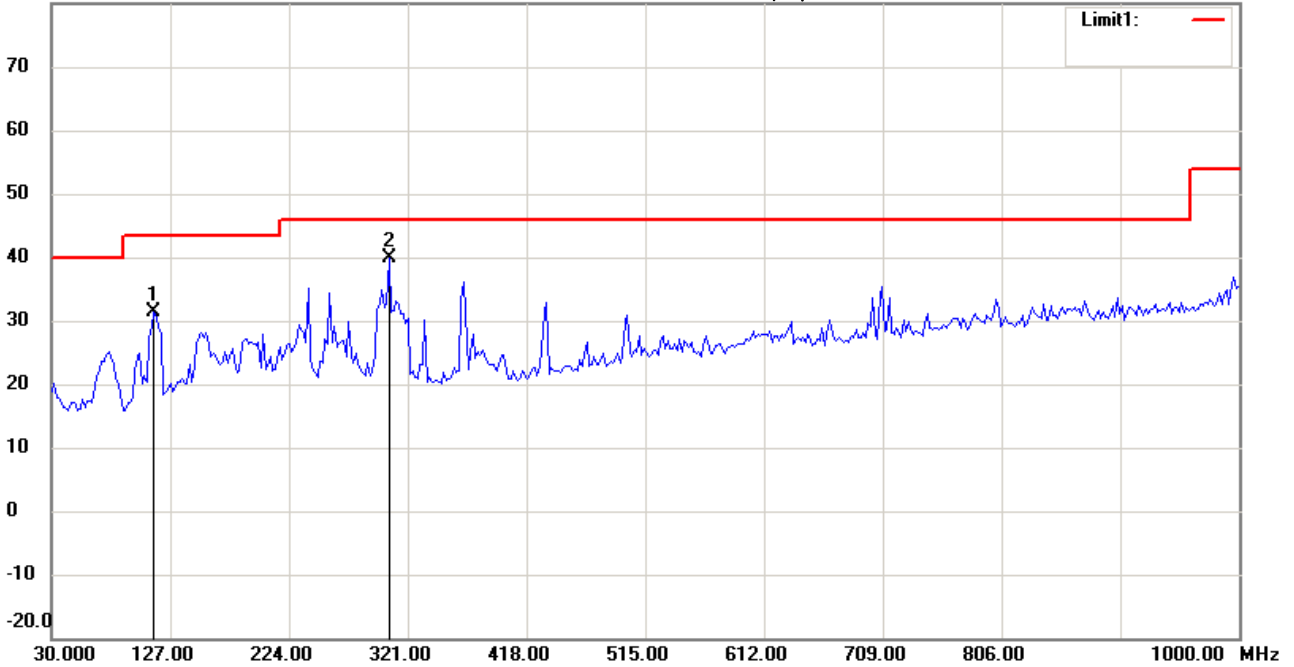
Date: 2016/9/1

Temperature:24 °C

80.0 dBuV/m

Time: 下午 10:16:48

Humidity:60 %



Site : Chamber

Condition : FCC_part 15 RE-Class C_30-1000MHz

EUT : W6D21607-16048

M/N:

Test Mode : 2480MHz

Note :

Polarization: *Horizontal*

Power : 5 Vd.c.

Distance: 3m

Mk.	Frequency (MHz)	Reading (dBuV)	Detector	Corr. factor (dB/m)	Result (dBuV/m)	Limit (dBuV/m)	Ant.Pos (cm)	Tab.Pos (deg.)	Margin (dB)	Comment
	113.5871	18.57	peak	12.71	31.28	43.50	100	105	-12.22	
*	306.0321	23.76	peak	16.14	39.90	46.00	100	170	-6.10	



Radiated Emission Measurement

Operator: Leon

File :1

Data :#2

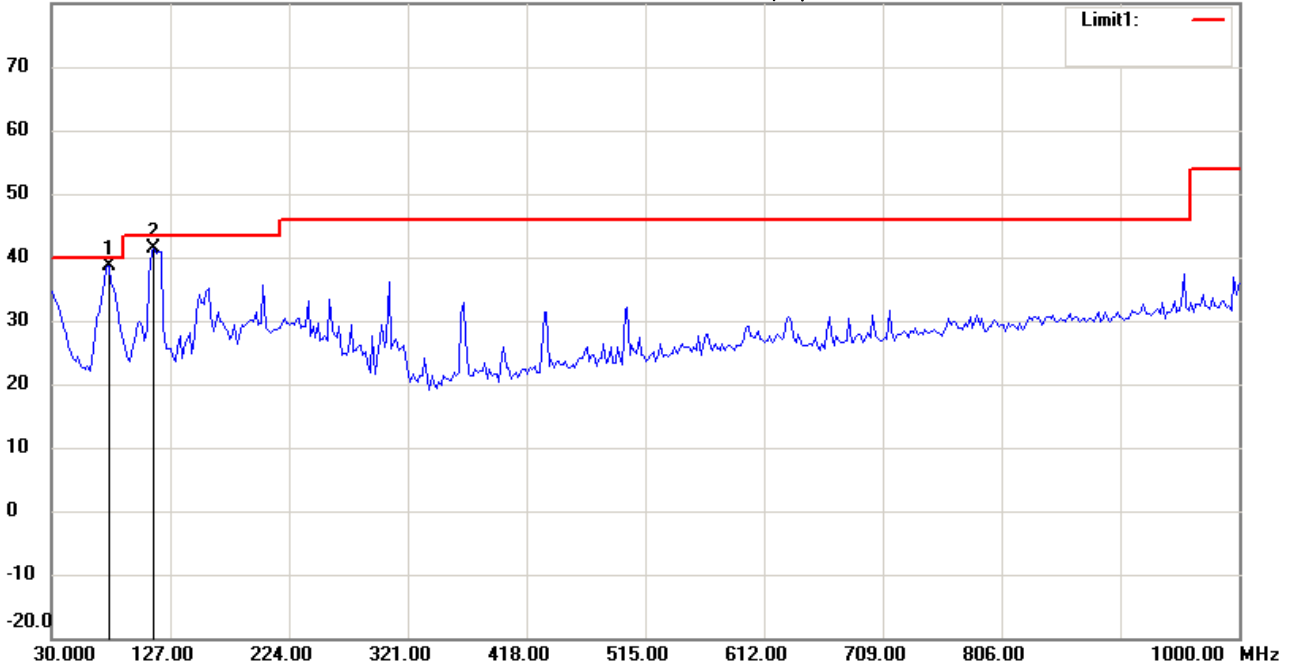
Date: 2016/9/1

Temperature:24 °C

80.0 dBuV/m

Time: 下午 10:17:33

Humidity:60 %



Site : Chamber

Condition : FCC_part 15 RE-Class C_30-1000MHz

Polarization: *Vertical*

EUT : W6D21607-16048

Power : 5 Vd.c.

M/N:

Distance: 3m

Test Mode : 2480MHz

Note :

Mk.	Frequency (MHz)	Reading (dBuV)	Detector	Corr. factor (dB/m)	Result (dBuV/m)	Limit (dBuV/m)	Ant.Pos (cm)	Tab.Pos (deg.)	Margin (dB)	Comment
*	76.6533	28.23	QP	10.37	38.60	40.00	100	95	-1.40	
	113.5872	28.59	QP	12.71	41.30	43.50	100	60	-2.20	



Radiated Emission Measurement

Operator: Leon

File :3

Data :#1

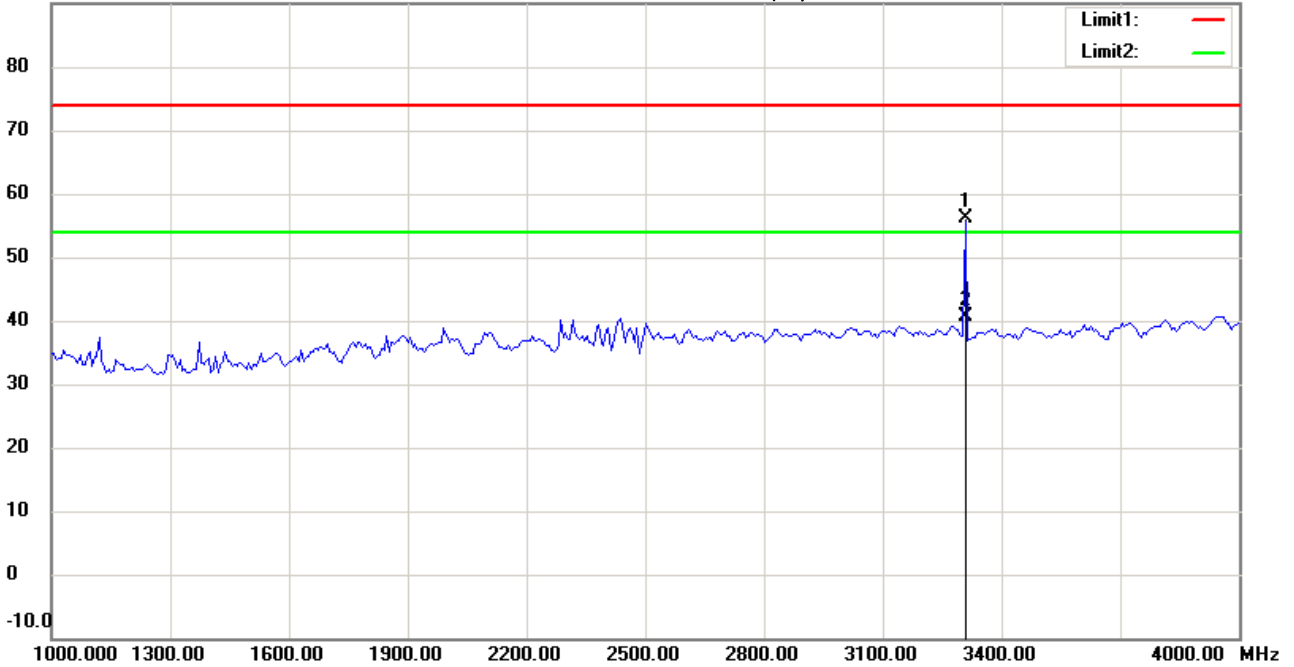
Date: 2016/9/1

Temperature:24 °C

90.0 dBuV/m

Time: 下午 07:09:03

Humidity:60 %



Site : Chamber

Condition : FCC_part 15 RE-Class C_Above 1GHz_PK

Polarization: *Horizontal*

EUT : W6D21607-16048

Power : 5 Vd.c.

M/N:

Distance: 3m

Test Mode : 2480MHz

Note :

Mk.	Frequency (MHz)	Reading (dBuV)	Detector	Corr. factor (dB/m)	Result (dBuV/m)	Limit (dBuV/m)	Ant.Pos (cm)	Tab.Pos (deg.)	Margin (dB)	Comment
	3308.617	59.13	peak	-2.94	56.19	74.00	100	155	-17.81	
*	3308.617	43.55	AVG	-2.94	40.61	54.00	100	155	-13.39	



Radiated Emission Measurement

Operator: Leon

File :3

Data :#6

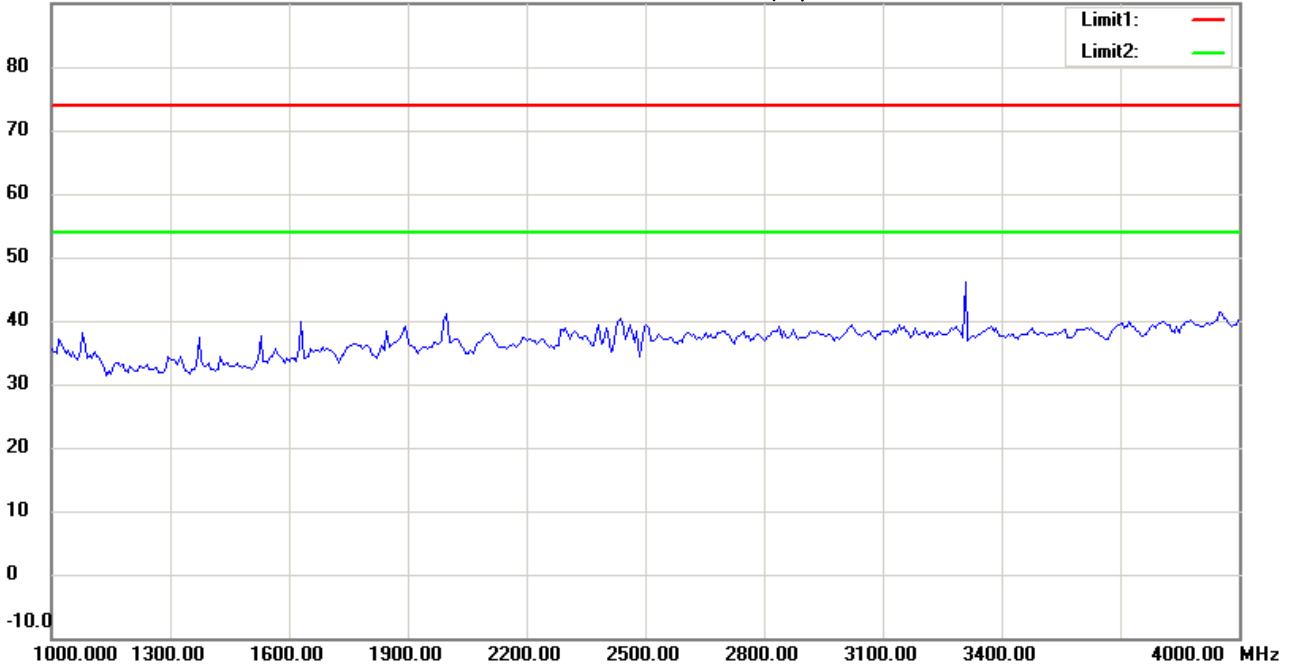
Date: 2016/9/1

Temperature:24 °C

90.0 dBuV/m

Time: 下午 07:11:54

Humidity:60 %



Site : Chamber

Condition : FCC_part 15 RE-Class C_Above 1GHz_PK

Polarization: *Vertical*

EUT : W6D21607-16048

Power : 5 Vd.c.

M/N:

Distance: 3m

Test Mode : 2480MHz

Note :

Mk.	Frequency (MHz)	Reading (dBuV)	Detector	Corr. factor (dB/m)	Result (dBuV/m)	Limit (dBuV/m)	Ant.Pos (cm)	Tab.Pos (deg.)	Margin (dB)	Comment
-----	-----------------	----------------	----------	---------------------	-----------------	----------------	--------------	----------------	-------------	---------



Radiated Emission Measurement

Operator: Leon

File :3

Data :#2

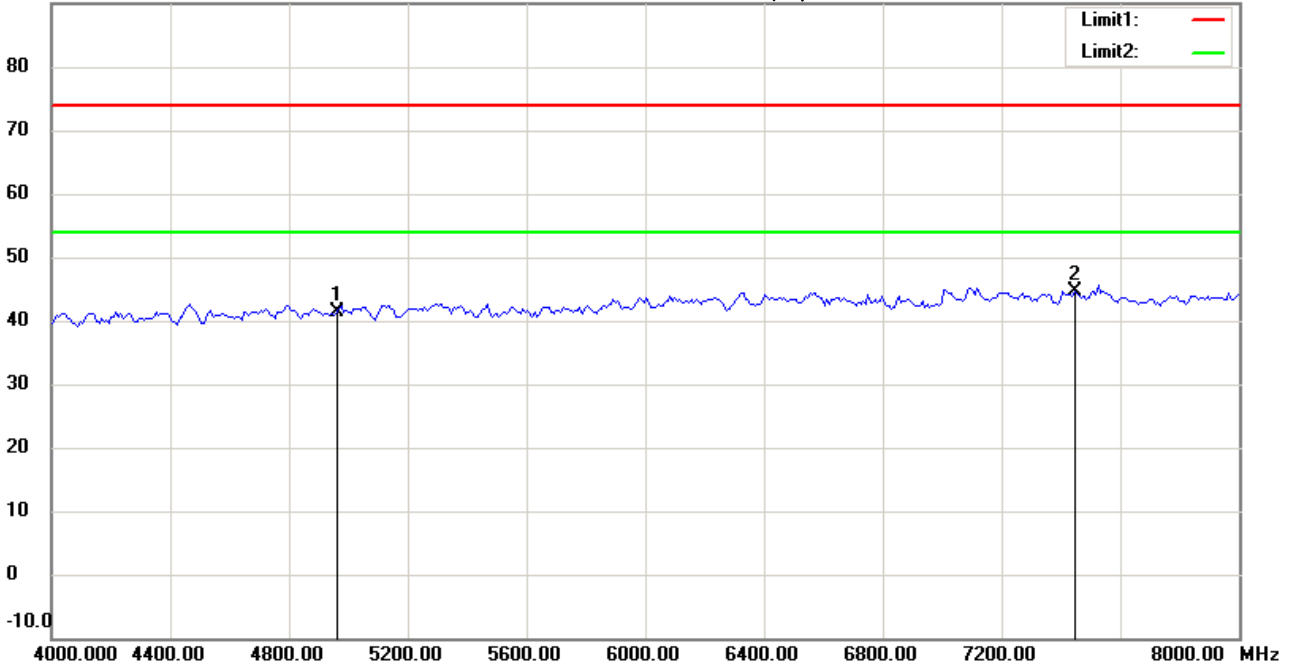
Date: 2016/9/1

Temperature:24 °C

90.0 dBuV/m

Time: 下午 07:09:48

Humidity:60 %



Site : Chamber

Condition : FCC_part 15 RE-Class C_Above 1GHz_PK

Polarization: *Horizontal*

EUT : W6D21607-16048

Power : 5 Vd.c.

M/N:

Distance: 3m

Test Mode : 2480MHz

Note :

Mk.	Frequency (MHz)	Reading (dBuV)	Detector	Corr. factor (dB/m)	Result (dBuV/m)	Limit (dBuV/m)	Ant.Pos (cm)	Tab.Pos (deg.)	Margin (dB)	Comment
	4960.000	40.52	peak	0.88	41.40	74.00	100	135	-32.60	
*	7440.000	40.69	peak	3.93	44.62	74.00	100	220	-29.38	



Radiated Emission Measurement

Operator: Leon

File :3

Data :#7

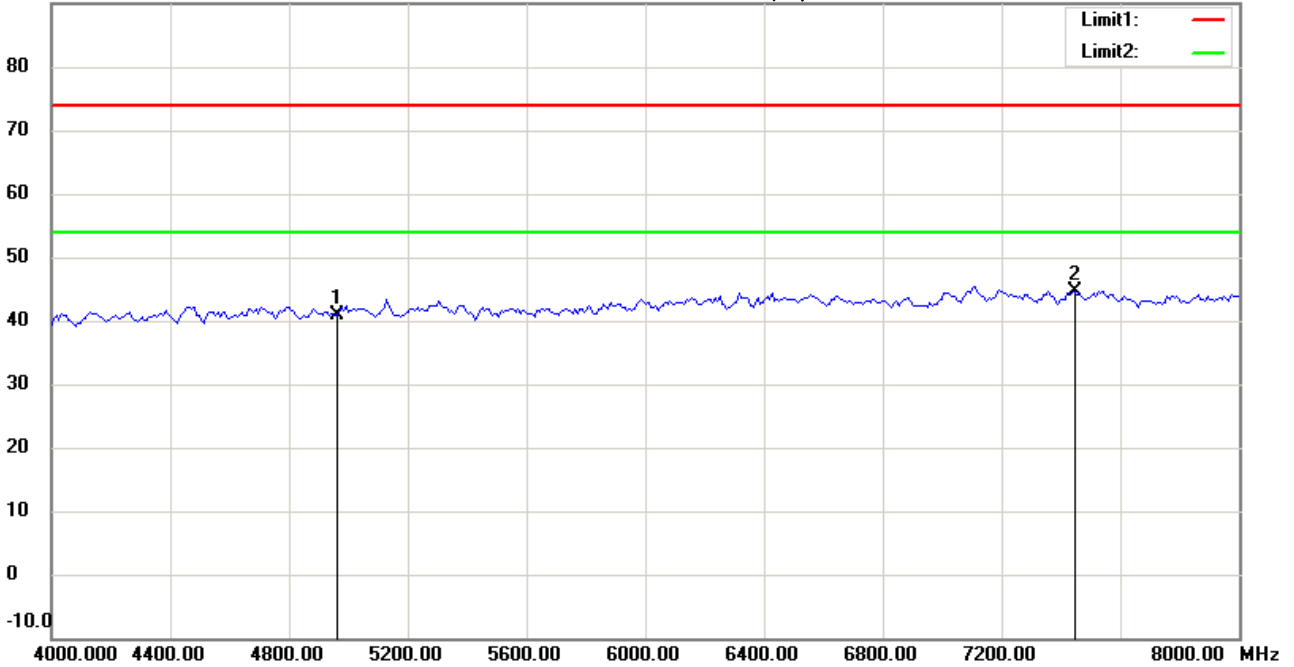
Date: 2016/9/1

Temperature:24 °C

90.0 dBuV/m

Time: 下午 07:12:39

Humidity:60 %



Site : Chamber

Condition : FCC_part 15 RE-Class C_Above 1GHz_PK

Polarization: *Vertical*

EUT : W6D21607-16048

Power : 5 Vd.c.

M/N:

Distance: 3m

Test Mode : 2480MHz

Note :

Mk.	Frequency (MHz)	Reading (dBuV)	Detector	Corr. factor (dB/m)	Result (dBuV/m)	Limit (dBuV/m)	Ant.Pos (cm)	Tab.Pos (deg.)	Margin (dB)	Comment
	4960.000	40.09	peak	0.88	40.97	74.00	100	175	-33.03	
*	7440.000	40.60	peak	3.93	44.53	74.00	100	65	-29.47	



Radiated Emission Measurement

Operator: Leon

File :3

Data :#3

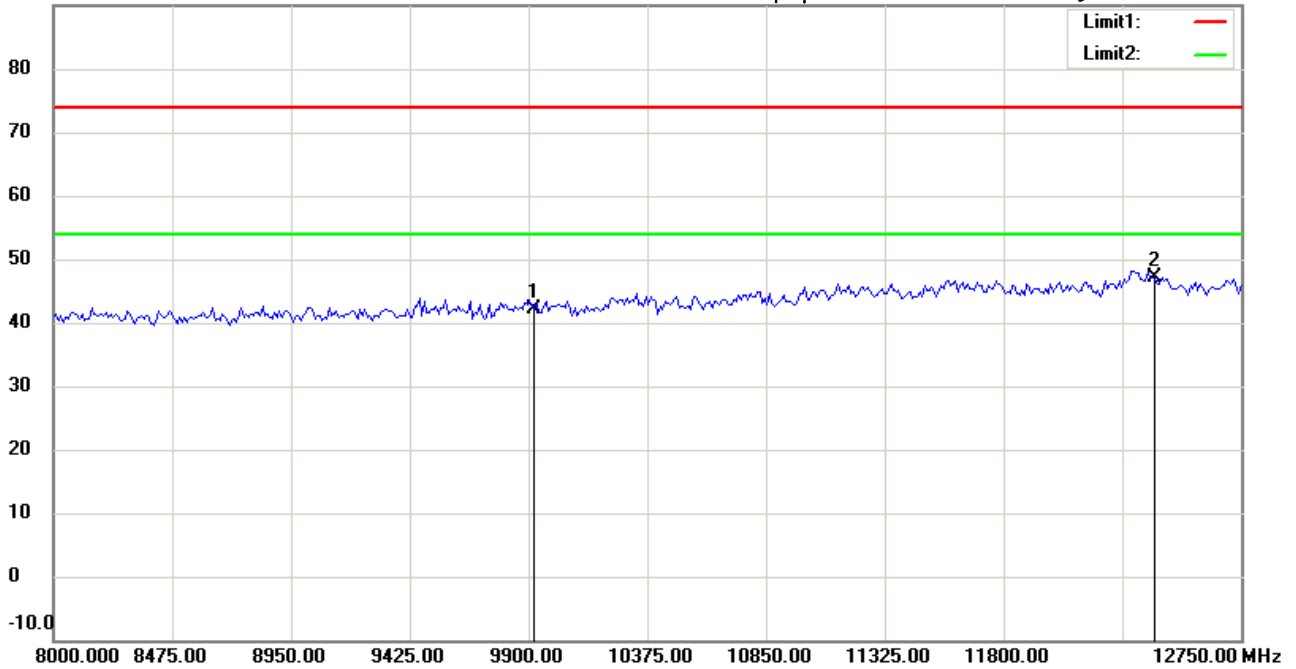
Date: 2016/9/1

Temperature:24 °C

90.0 dBuV/m

Time: 下午 07:10:01

Humidity:60 %



Site : Chamber

Condition : FCC_part 15 RE-Class C_Above 1GHz_PK

Polarization: *Horizontal*

EUT : W6D21607-16048

Power : 5 Vd.c.

M/N:

Distance: 3m

Test Mode : 2480MHz

Note :

Mk.	Frequency (MHz)	Reading (dBuV)	Detector	Corr. factor (dB/m)	Result (dBuV/m)	Limit (dBuV/m)	Ant.Pos (cm)	Tab.Pos (deg.)	Margin (dB)	Comment
	9920.000	33.70	peak	8.50	42.20	74.00	100	265	-31.80	
*	12400.000	32.57	peak	14.46	47.03	74.00	100	210	-26.97	



Radiated Emission Measurement

Operator: Leon

File :3

Data :#8

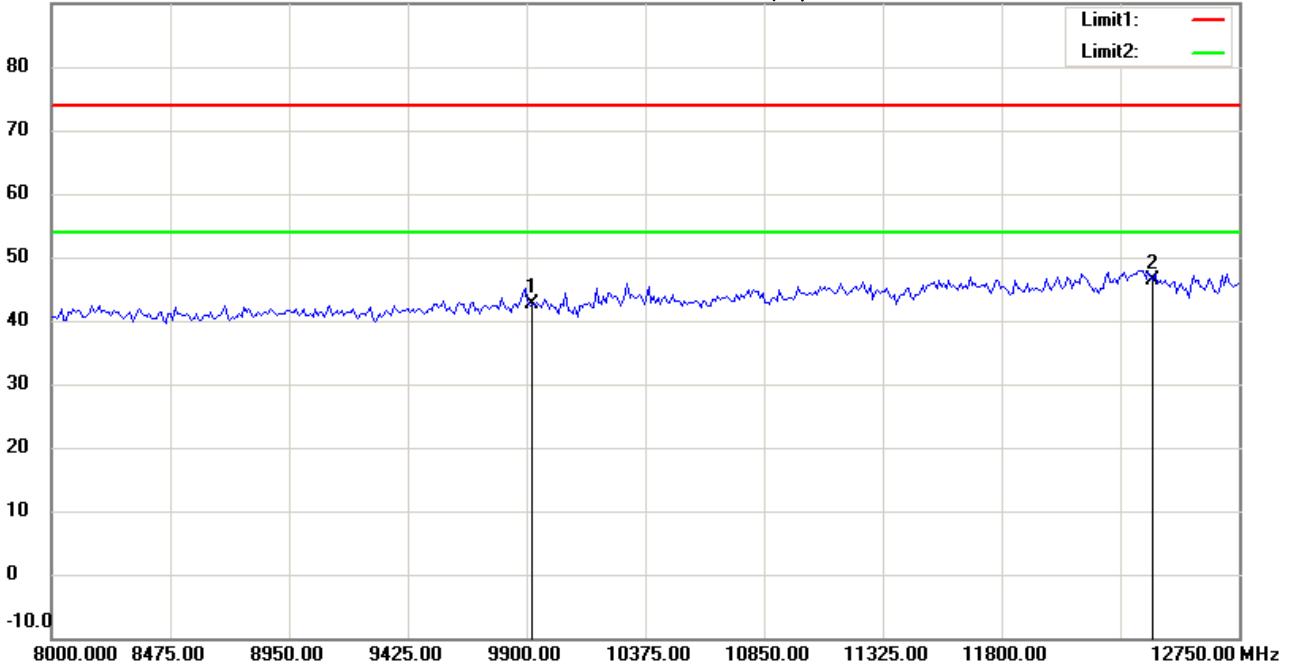
Date: 2016/9/1

Temperature:24 °C

90.0 dBuV/m

Time: 下午 07:12:52

Humidity:60 %



Site : Chamber

Condition : FCC_part 15 RE-Class C_Above 1GHz_PK

Polarization: *Vertical*

EUT : W6D21607-16048

Power : 5 Vd.c.

M/N:

Distance: 3m

Test Mode : 2480MHz

Note :

Mk.	Frequency (MHz)	Reading (dBuV)	Detector	Corr. factor (dB/m)	Result (dBuV/m)	Limit (dBuV/m)	Ant.Pos (cm)	Tab.Pos (deg.)	Margin (dB)	Comment
	9920.000	34.22	peak	8.50	42.72	74.00	100	45	-31.28	
*	12400.000	31.80	peak	14.46	46.26	74.00	100	110	-27.74	



Radiated Emission Measurement

Operator: Leon

File :3

Data :#4

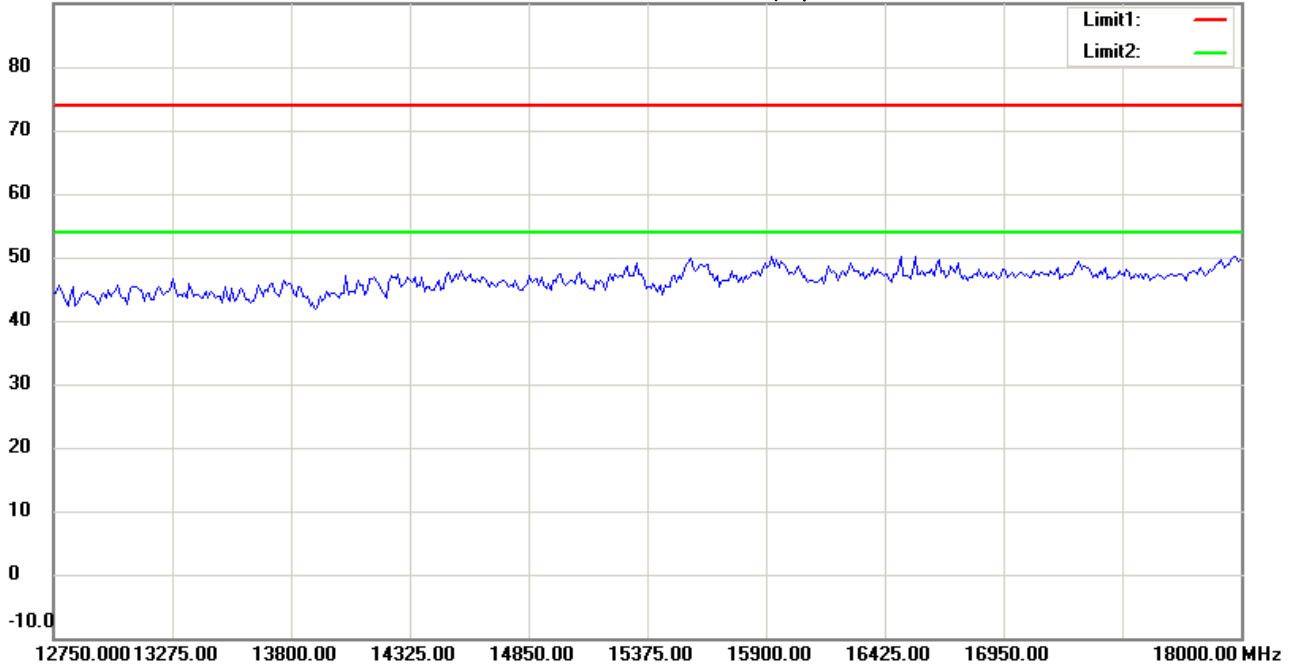
Date: 2016/9/1

Temperature:24 °C

90.0 dBuV/m

Time: 下午 07:10:59

Humidity:60 %



Site : Chamber

Condition : FCC_part 15 RE-Class C_Above 1GHz_PK

Polarization: *Horizontal*

EUT : W6D21607-16048

Power : 5 Vd.c.

M/N:

Distance: 3m

Test Mode : 2480MHz

Note :

Mk.	Frequency (MHz)	Reading (dBuV)	Detector	Corr. factor (dB/m)	Result (dBuV/m)	Limit (dBuV/m)	Ant.Pos (cm)	Tab.Pos (deg.)	Margin (dB)	Comment
-----	-----------------	----------------	----------	---------------------	-----------------	----------------	--------------	----------------	-------------	---------



Radiated Emission Measurement

Operator: Leon

File :3

Data :#9

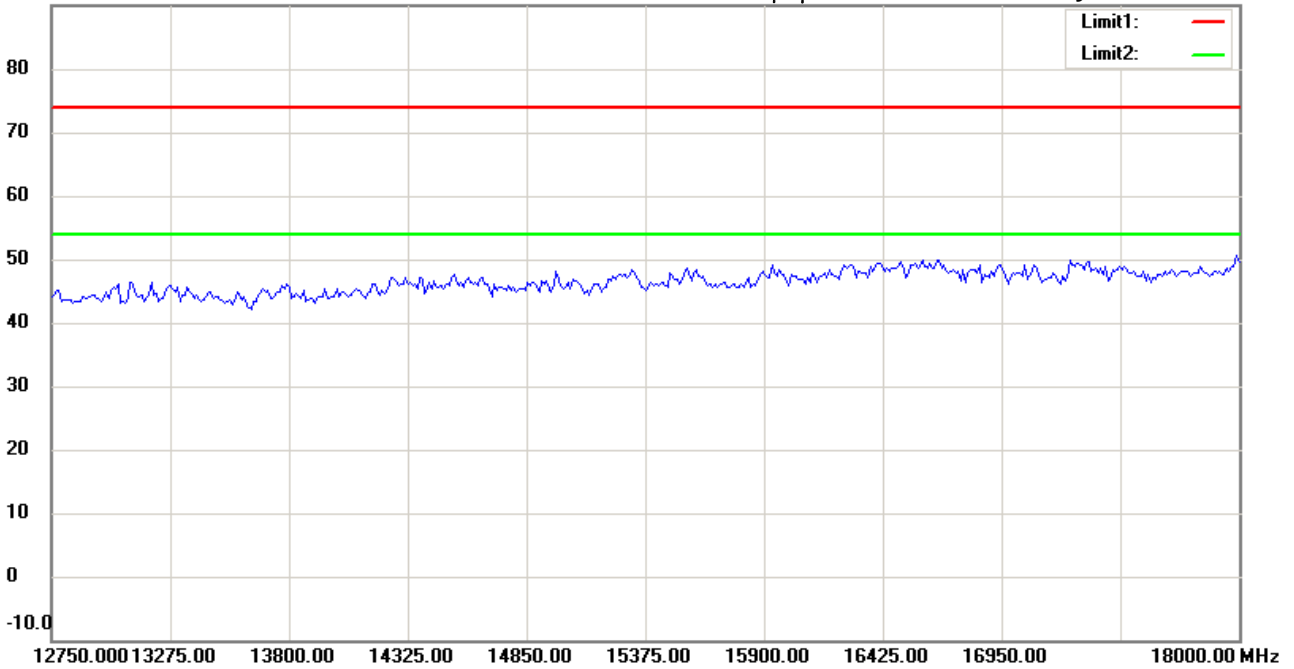
Date: 2016/9/1

Temperature:24 °C

90.0 dBuV/m

Time: 下午 07:13:53

Humidity:60 %



Site : Chamber

Condition : FCC_part 15 RE-Class C_Above 1GHz_PK

Polarization: *Vertical*

EUT : W6D21607-16048

Power : 5 Vd.c.

M/N:

Distance: 3m

Test Mode : 2480MHz

Note :

Mk.	Frequency (MHz)	Reading (dBuV)	Detector	Corr. factor (dB/m)	Result (dBuV/m)	Limit (dBuV/m)	Ant.Pos (cm)	Tab.Pos (deg.)	Margin (dB)	Comment
-----	-----------------	----------------	----------	---------------------	-----------------	----------------	--------------	----------------	-------------	---------



Radiated Emission Measurement

Operator: Leon

File :3

Data :#5

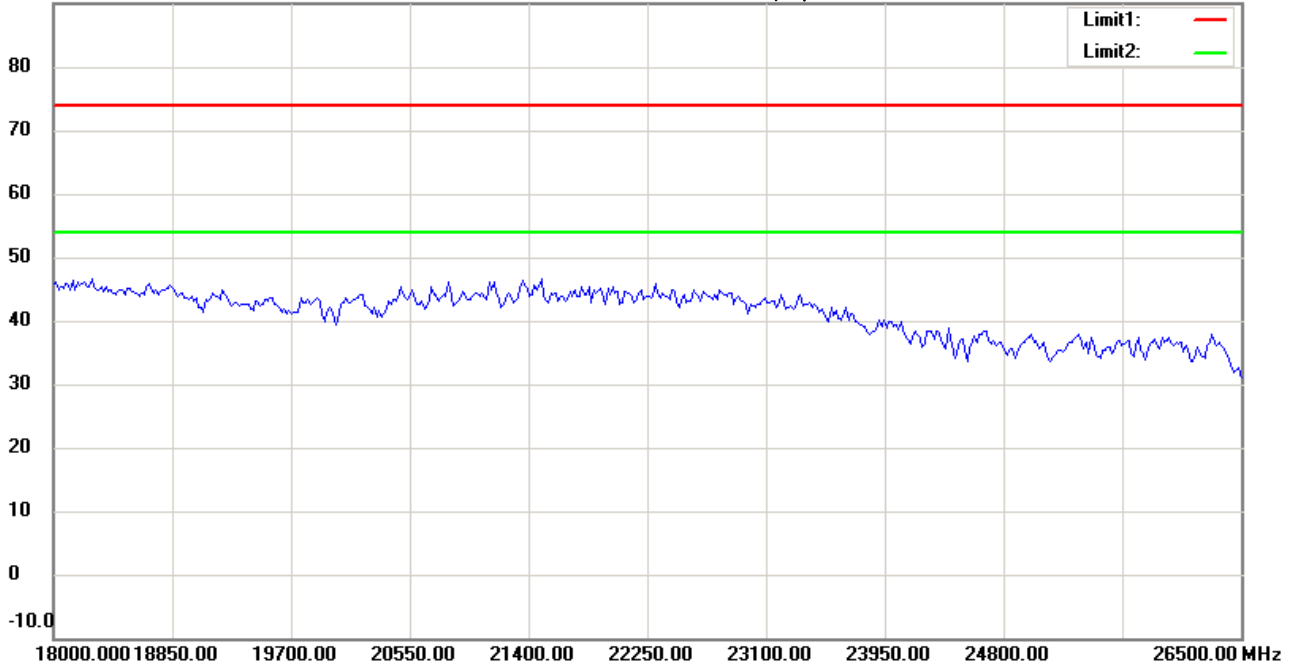
Date: 2016/9/1

Temperature:24 °C

90.0 dBuV/m

Time: 下午 07:11:08

Humidity:60 %



Site : Chamber

Condition : FCC_part 15 RE-Class C_Above 1GHz_PK

EUT : W6D21607-16048

M/N:

Test Mode : 2480MHz

Note :

Polarization: *Horizontal*

Power : 5 Vd.c.

Distance: 3m

Mk.	Frequency (MHz)	Reading (dBuV)	Detector	Corr. factor (dB/m)	Result (dBuV/m)	Limit (dBuV/m)	Ant.Pos (cm)	Tab.Pos (deg.)	Margin (dB)	Comment
-----	-----------------	----------------	----------	---------------------	-----------------	----------------	--------------	----------------	-------------	---------



Address:6F.,No.58,Ln 188,Ruey Kuang Rd,Neihu,Taipei
 Tel:+886-2-6606-8877
 Fax:+886-2-6606-8875

Radiated Emission Measurement

Operator: Leon

File :3

Data :#10

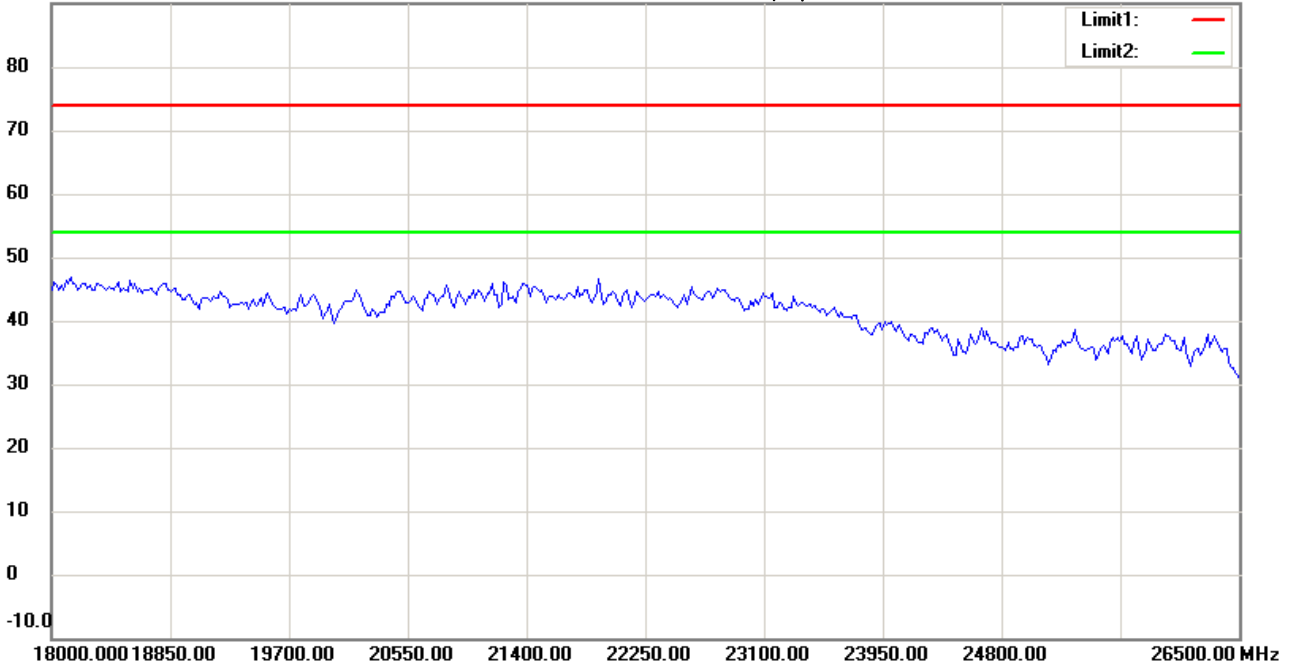
Date: 2016/9/1

Temperature:24 °C

90.0 dBuV/m

Time: 下午 07:14:03

Humidity:60 %



Site : Chamber

Condition : FCC_part 15 RE-Class C_Above 1GHz_PK

Polarization: *Vertical*

EUT : W6D21607-16048

Power : 5 Vd.c.

M/N:

Distance: 3m

Test Mode : 2480MHz

Note :

Mk.	Frequency (MHz)	Reading (dBuV)	Detector	Corr. factor (dB/m)	Result (dBuV/m)	Limit (dBuV/m)	Ant.Pos (cm)	Tab.Pos (deg.)	Margin (dB)	Comment
-----	-----------------	----------------	----------	---------------------	-----------------	----------------	--------------	----------------	-------------	---------

*:Maximum data x:Over limit !:over margin



Radiated Emission Measurement

Operator: Leon

File :1

Data :#1

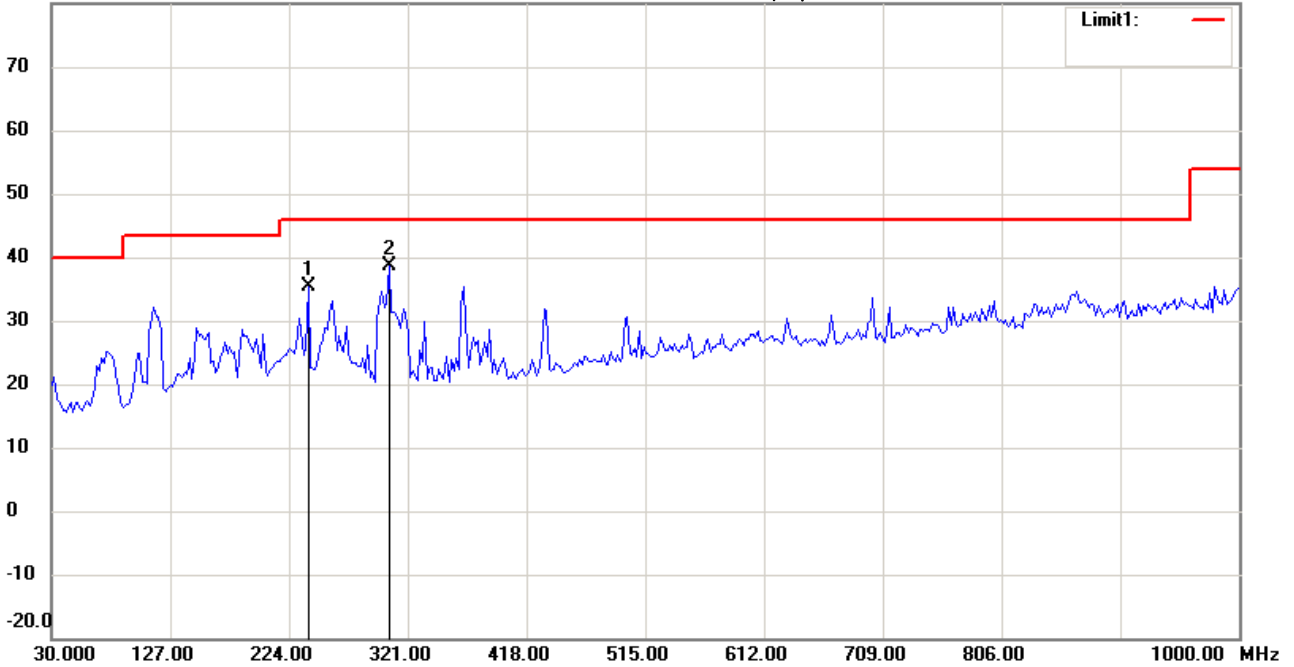
Date: 2016/9/1

Temperature:24 °C

80.0 dBuV/m

Time: 下午 10:29:53

Humidity:60 %



Site : Chamber

Condition : FCC_part 15 RE-Class C_30-1000MHz

EUT : W6D21607-16048

M/N:

Test Mode : 2402MHz

Note :

Polarization: *Horizontal*

Power : 5 Vd.c.

Distance: 3m

Mk.	Frequency (MHz)	Reading (dBuV)	Detector	Corr. factor (dB/m)	Result (dBuV/m)	Limit (dBuV/m)	Ant.Pos (cm)	Tab.Pos (deg.)	Margin (dB)	Comment
	239.9398	21.12	peak	14.16	35.28	46.00	100	50	-10.72	
*	306.0321	22.58	peak	16.14	38.72	46.00	100	130	-7.28	



Radiated Emission Measurement

Operator: Leon

File :1

Data :#2

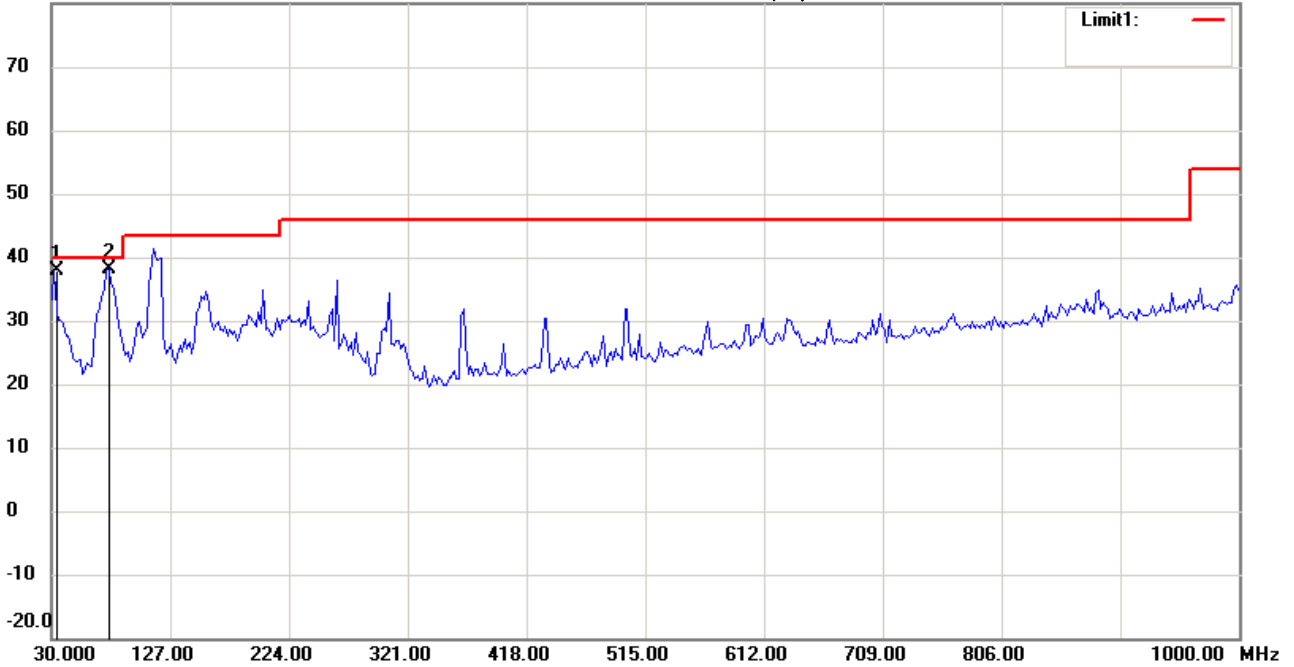
Date: 2016/9/1

Temperature:24 °C

80.0 dBuV/m

Time: 下午 10:30:38

Humidity:60 %



Site : Chamber

Condition : FCC_part 15 RE-Class C_30-1000MHz

EUT : W6D21607-16048

M/N:

Test Mode : 2402MHz

Note :

Polarization: *Vertical*

Power : 5 Vd.c.

Distance: 3m

Mk.	Frequency (MHz)	Reading (dBuV)	Detector	Corr. factor (dB/m)	Result (dBuV/m)	Limit (dBuV/m)	Ant.Pos (cm)	Tab.Pos (deg.)	Margin (dB)	Comment
	31.9440	24.72	QP	13.26	37.98	40.00	100	75	-2.02	
*	76.6533	27.86	QP	10.37	38.23	40.00	100	120	-1.77	



Radiated Emission Measurement

Operator: Leon

File :3

Data :#1

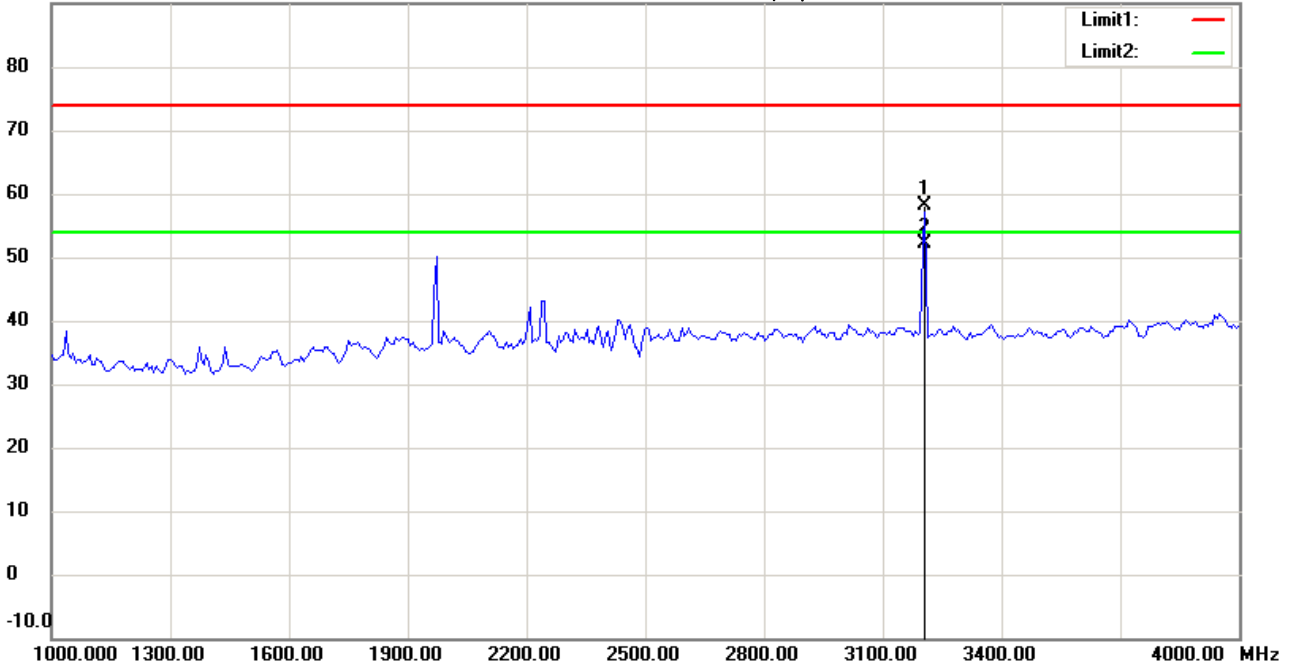
Date: 2016/9/1

Temperature:24 °C

90.0 dBuV/m

Time: 下午 07:50:36

Humidity:60 %



Site : Chamber

Condition : FCC_part 15 RE-Class C_Above 1GHz_PK

Polarization: *Horizontal*

EUT : W6D21607-16048

Power : 5 Vd.c.

M/N:

Distance: 3m

Test Mode : 2402MHz

Note :

Mk.	Frequency (MHz)	Reading (dBuV)	Detector	Corr. factor (dB/m)	Result (dBuV/m)	Limit (dBuV/m)	Ant.Pos (cm)	Tab.Pos (deg.)	Margin (dB)	Comment
	3202.700	61.19	peak	-3.09	58.10	74.00	100	140	-15.90	
*	3202.700	55.18	AVG	-3.09	52.09	54.00	100	140	-1.91	



Radiated Emission Measurement

Operator: Leon

File :3

Data :#6

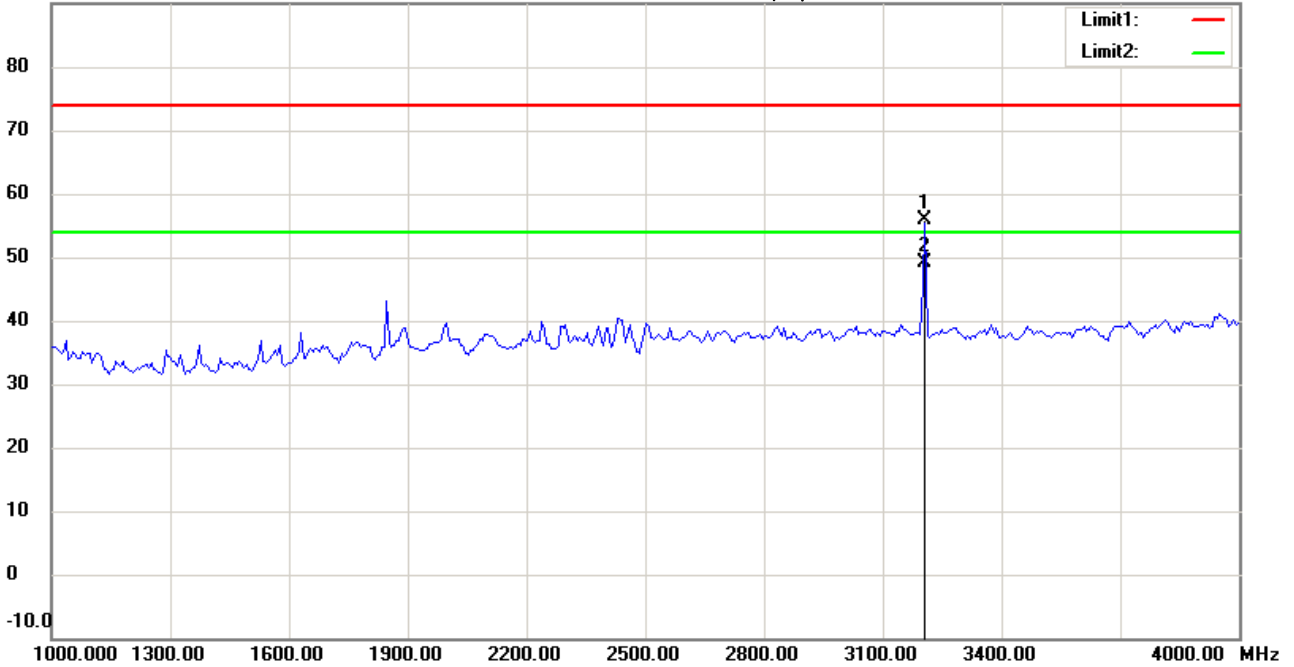
Date: 2016/9/1

Temperature:24 °C

90.0 dBuV/m

Time: 下午 07:53:27

Humidity:60 %



Site : Chamber

Condition : FCC_part 15 RE-Class C_Above 1GHz_PK

Polarization: *Vertical*

EUT : W6D21607-16048

Power : 5 Vd.c.

M/N:

Distance: 3m

Test Mode : 2402MHz

Note :

Mk.	Frequency (MHz)	Reading (dBuV)	Detector	Corr. factor (dB/m)	Result (dBuV/m)	Limit (dBuV/m)	Ant.Pos (cm)	Tab.Pos (deg.)	Margin (dB)	Comment
	3202.659	58.99	peak	-3.09	55.90	74.00	100	134	-18.10	
*	3202.659	52.11	AVG	-3.09	49.02	54.00	100	134	-4.98	



Radiated Emission Measurement

Operator: Leon

File :3

Data :#2

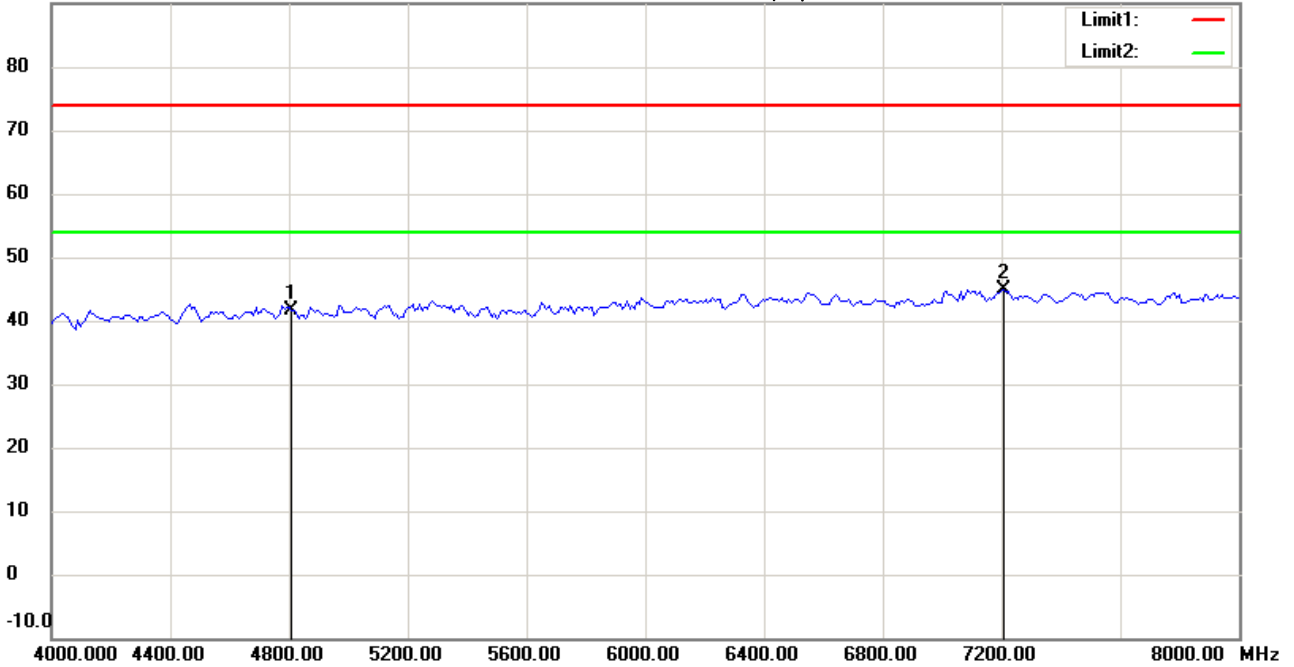
Date: 2016/9/1

Temperature:24 °C

90.0 dBuV/m

Time: 下午 07:51:21

Humidity:60 %



Site : Chamber

Condition : FCC_part 15 RE-Class C_Above 1GHz_PK

Polarization: *Horizontal*

EUT : W6D21607-16048

Power : 5 Vd.c.

M/N:

Distance: 3m

Test Mode : 2402MHz

Note :

Mk.	Frequency (MHz)	Reading (dBuV)	Detector	Corr. factor (dB/m)	Result (dBuV/m)	Limit (dBuV/m)	Ant.Pos (cm)	Tab.Pos (deg.)	Margin (dB)	Comment
	4804.000	41.36	peak	0.28	41.64	74.00	100	205	-32.36	
*	7206.000	41.04	peak	3.85	44.89	74.00	100	130	-29.11	



Radiated Emission Measurement

Operator: Leon

File :3

Data :#7

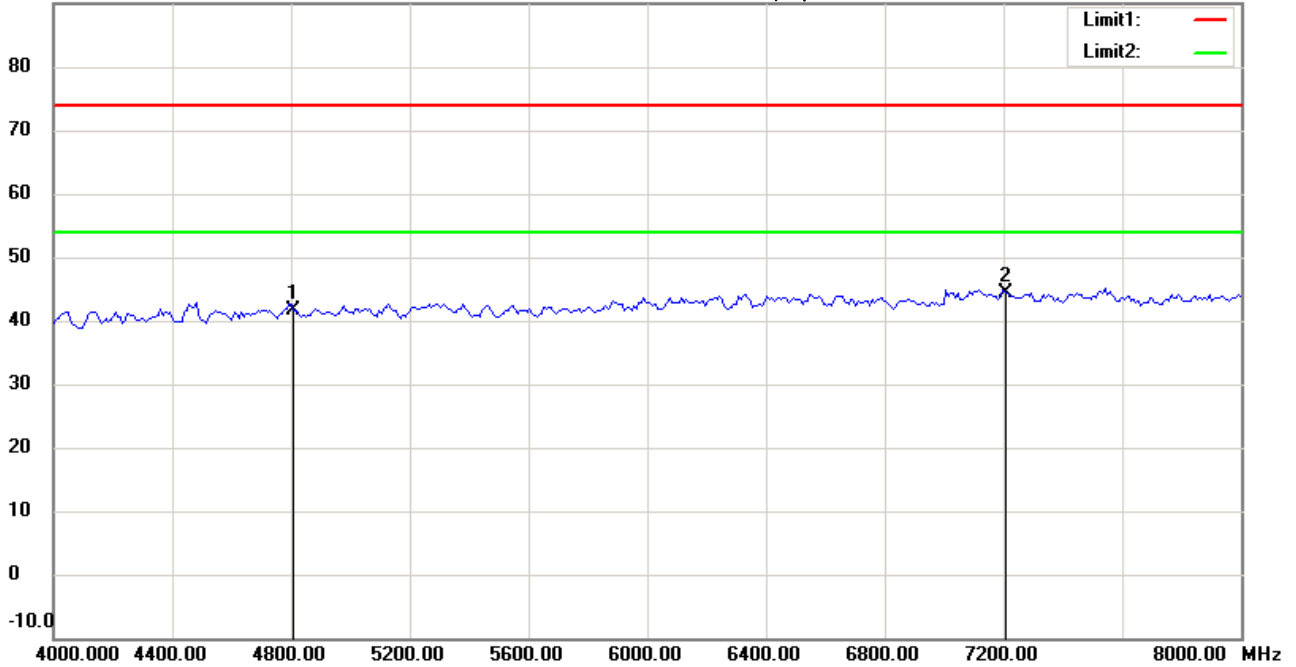
Date: 2016/9/1

Temperature:24 °C

90.0 dBuV/m

Time: 下午 07:54:12

Humidity:60 %



Site : Chamber

Condition : FCC_part 15 RE-Class C_Above 1GHz_PK

Polarization: *Vertical*

EUT : W6D21607-16048

Power : 5 Vd.c.

M/N:

Distance: 3m

Test Mode : 2402MHz

Note :

Mk.	Frequency (MHz)	Reading (dBuV)	Detector	Corr. factor (dB/m)	Result (dBuV/m)	Limit (dBuV/m)	Ant.Pos (cm)	Tab.Pos (deg.)	Margin (dB)	Comment
	4804.000	41.40	peak	0.28	41.68	74.00	100	250	-32.32	
*	7206.000	40.52	peak	3.85	44.37	74.00	100	190	-29.63	



Radiated Emission Measurement

Operator: Leon

File :3

Data :#3

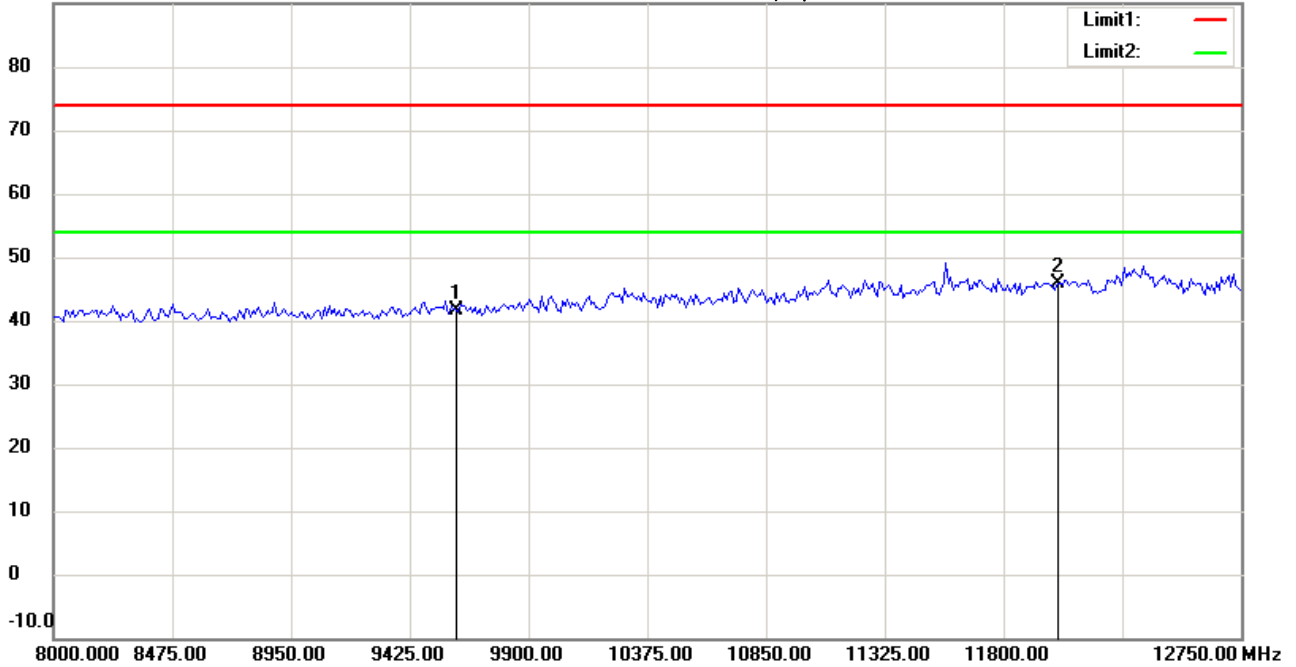
Date: 2016/9/1

Temperature:24 °C

90.0 dBuV/m

Time: 下午 07:51:34

Humidity:60 %



Site : Chamber

Condition : FCC_part 15 RE-Class C_Above 1GHz_PK

Polarization: *Horizontal*

EUT : W6D21607-16048

Power : 5 Vd.c.

M/N:

Distance: 3m

Test Mode : 2402MHz

Note :

Mk.	Frequency (MHz)	Reading (dBuV)	Detector	Corr. factor (dB/m)	Result (dBuV/m)	Limit (dBuV/m)	Ant.Pos (cm)	Tab.Pos (deg.)	Margin (dB)	Comment
	9608.000	33.67	peak	7.93	41.60	74.00	100	210	-32.40	
*	12010.000	33.34	peak	12.65	45.99	74.00	100	145	-28.01	



Radiated Emission Measurement

Operator: Leon

File :3

Data :#8

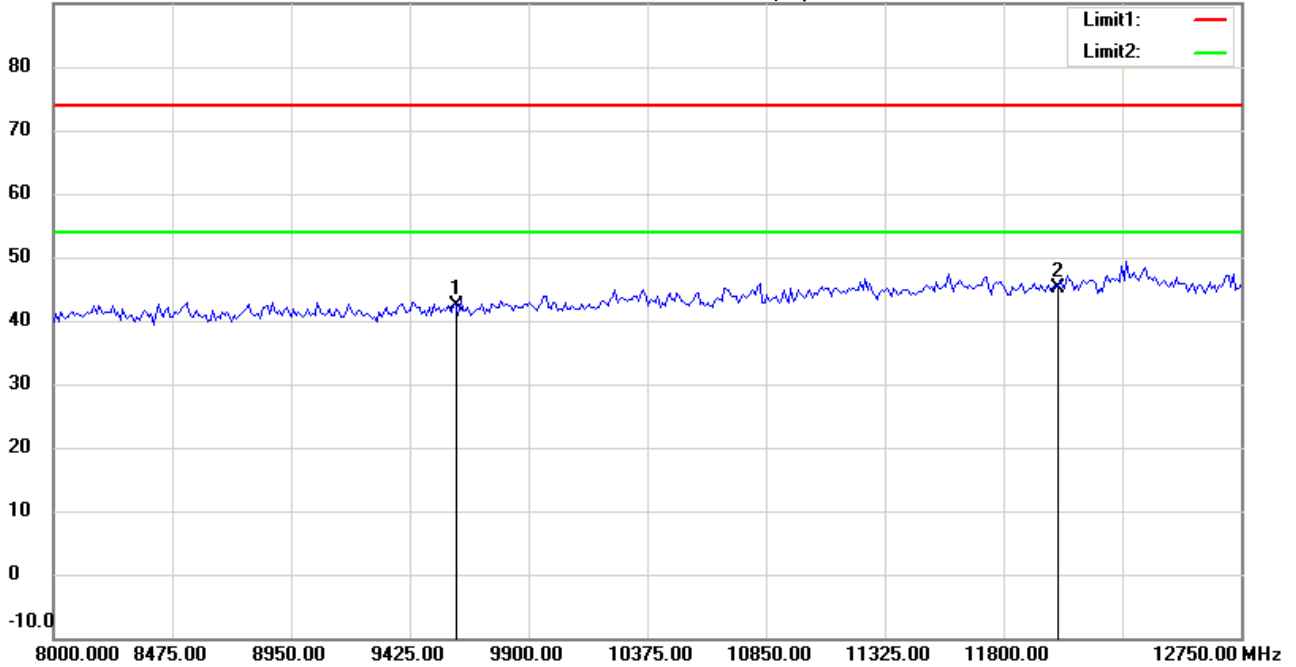
Date: 2016/9/1

Temperature:24 °C

90.0 dBuV/m

Time: 下午 07:54:25

Humidity:60 %



Site : Chamber

Condition : FCC_part 15 RE-Class C_Above 1GHz_PK

Polarization: *Vertical*

EUT : W6D21607-16048

Power : 5 Vd.c.

M/N:

Distance: 3m

Test Mode : 2402MHz

Note :

Mk.	Frequency (MHz)	Reading (dBuV)	Detector	Corr. factor (dB/m)	Result (dBuV/m)	Limit (dBuV/m)	Ant.Pos (cm)	Tab.Pos (deg.)	Margin (dB)	Comment
	9608.000	34.42	peak	7.93	42.35	74.00	100	245	-31.65	
*	12010.000	32.40	peak	12.65	45.05	74.00	100	170	-28.95	



Radiated Emission Measurement

Operator: Leon

File :3

Data :#4

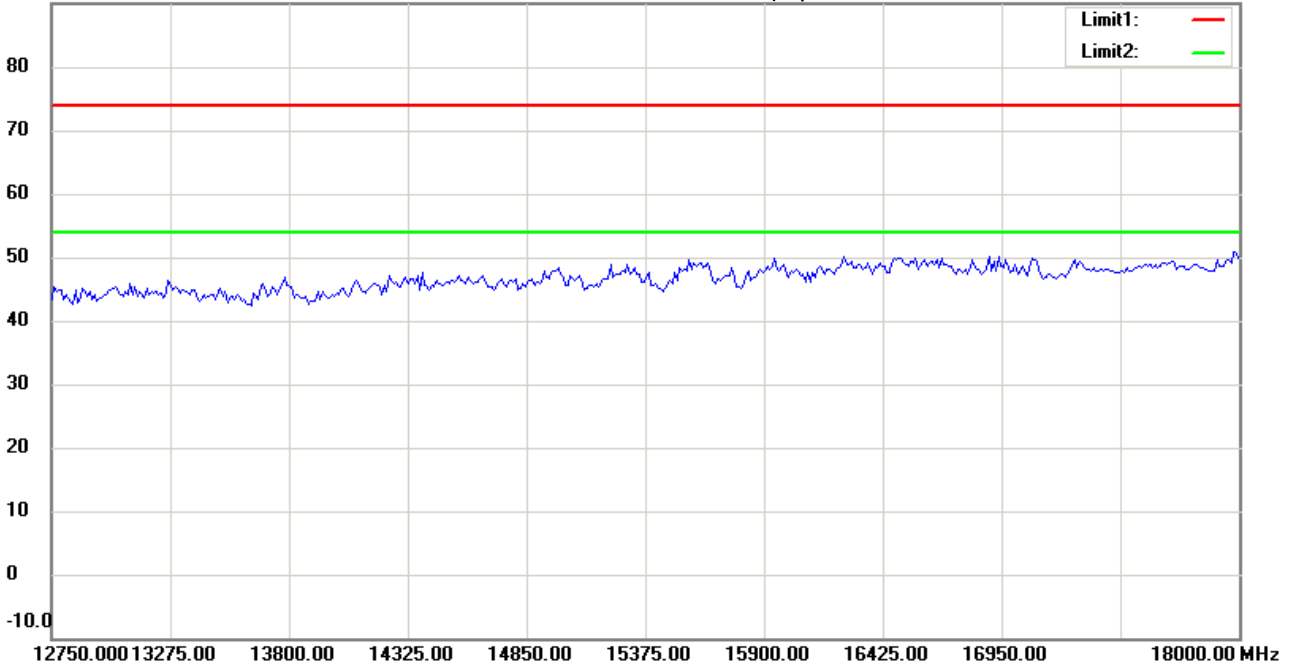
Date: 2016/9/1

Temperature:24 °C

90.0 dBuV/m

Time: 下午 07:52:32

Humidity:60 %



Site : Chamber

Condition : FCC_part 15 RE-Class C_Above 1GHz_PK

Polarization: *Horizontal*

EUT : W6D21607-16048

Power : 5 Vd.c.

M/N:

Distance: 3m

Test Mode : 2402MHz

Note :

Mk.	Frequency (MHz)	Reading (dBuV)	Detector	Corr. factor (dB/m)	Result (dBuV/m)	Limit (dBuV/m)	Ant.Pos (cm)	Tab.Pos (deg.)	Margin (dB)	Comment
-----	-----------------	----------------	----------	---------------------	-----------------	----------------	--------------	----------------	-------------	---------



Radiated Emission Measurement

Operator: Leon

File :3

Data :#9

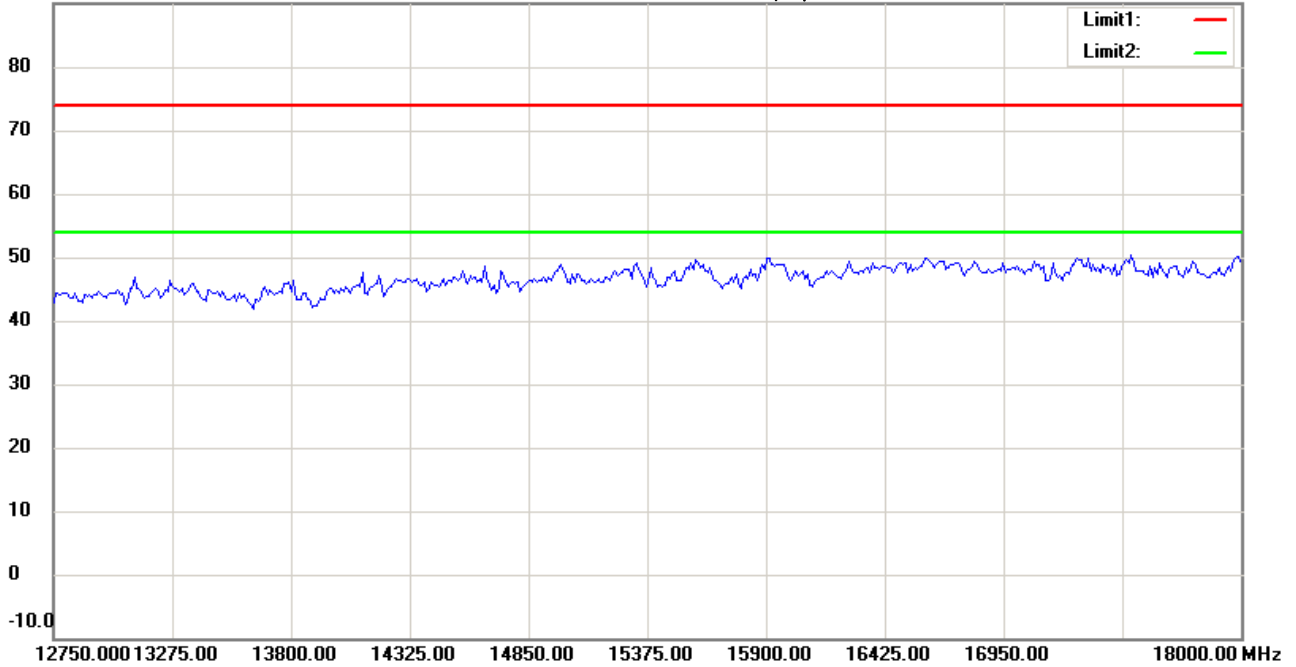
Date: 2016/9/1

Temperature:24 °C

90.0 dBuV/m

Time: 下午 07:55:27

Humidity:60 %



Site : Chamber

Condition : FCC_part 15 RE-Class C_Above 1GHz_PK

Polarization: *Vertical*

EUT : W6D21607-16048

Power : 5 Vd.c.

M/N:

Distance: 3m

Test Mode : 2402MHz

Note :

Mk.	Frequency (MHz)	Reading (dBuV)	Detector	Corr. factor (dB/m)	Result (dBuV/m)	Limit (dBuV/m)	Ant.Pos (cm)	Tab.Pos (deg.)	Margin (dB)	Comment
-----	-----------------	----------------	----------	---------------------	-----------------	----------------	--------------	----------------	-------------	---------



Radiated Emission Measurement

Operator: Leon

File :3

Data :#5

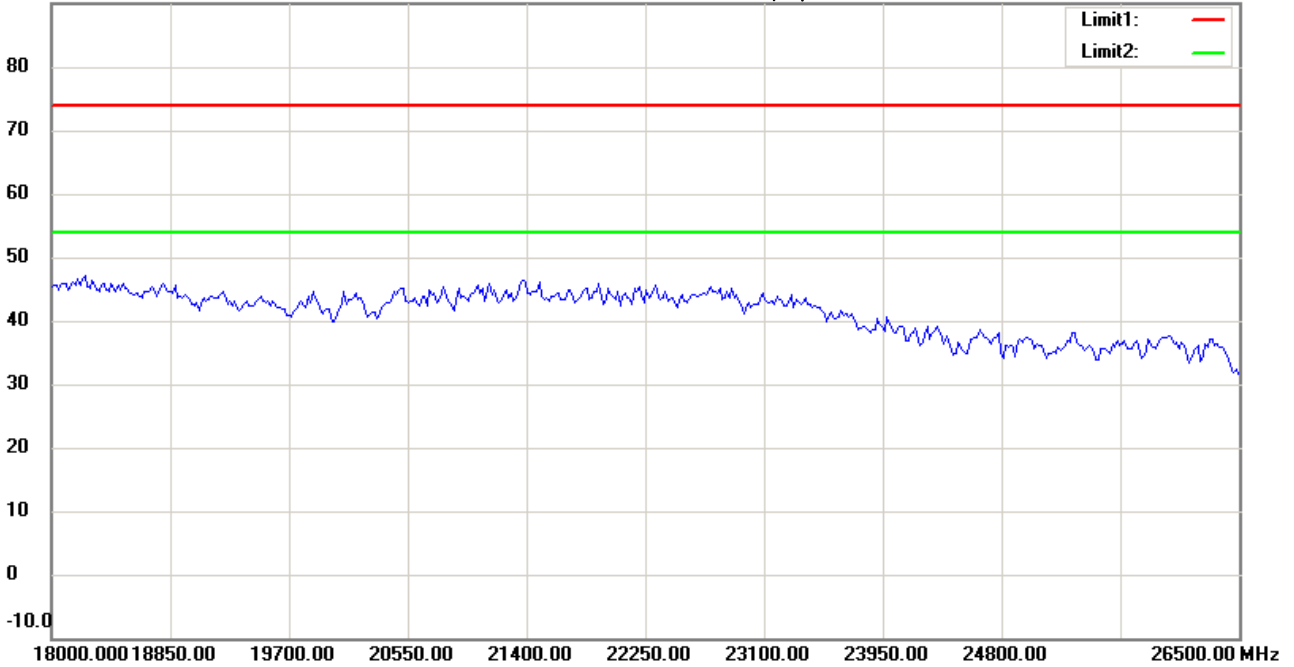
Date: 2016/9/1

Temperature:24 °C

90.0 dBuV/m

Time: 下午 07:52:41

Humidity:60 %



Site : Chamber

Condition : FCC_part 15 RE-Class C_Above 1GHz_PK

Polarization: *Horizontal*

EUT : W6D21607-16048

Power : 5 Vd.c.

M/N:

Distance: 3m

Test Mode : 2402MHz

Note :

Mk.	Frequency (MHz)	Reading (dBuV)	Detector	Corr. factor (dB/m)	Result (dBuV/m)	Limit (dBuV/m)	Ant.Pos (cm)	Tab.Pos (deg.)	Margin (dB)	Comment
-----	-----------------	----------------	----------	---------------------	-----------------	----------------	--------------	----------------	-------------	---------



Radiated Emission Measurement

Operator: Leon

File :3

Data :#10

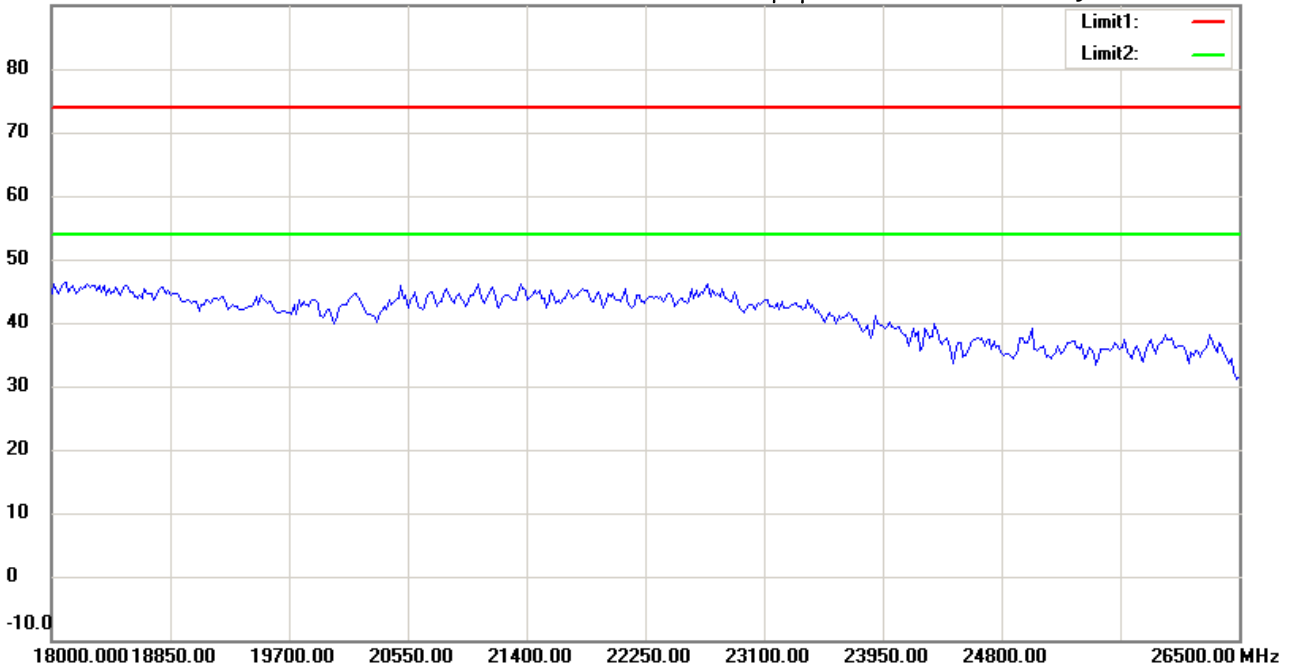
Date: 2016/9/1

Temperature:24 °C

90.0 dBuV/m

Time: 下午 07:55:37

Humidity:60 %



Site : Chamber

Condition : FCC_part 15 RE-Class C_Above 1GHz_PK

Polarization: *Vertical*

EUT : W6D21607-16048

Power : 5 Vd.c.

M/N:

Distance: 3m

Test Mode : 2402MHz

Note :

Mk.	Frequency (MHz)	Reading (dBuV)	Detector	Corr. factor (dB/m)	Result (dBuV/m)	Limit (dBuV/m)	Ant.Pos (cm)	Tab.Pos (deg.)	Margin (dB)	Comment
-----	-----------------	----------------	----------	---------------------	-----------------	----------------	--------------	----------------	-------------	---------



Radiated Emission Measurement

Operator: Leon

File :1

Data :#1

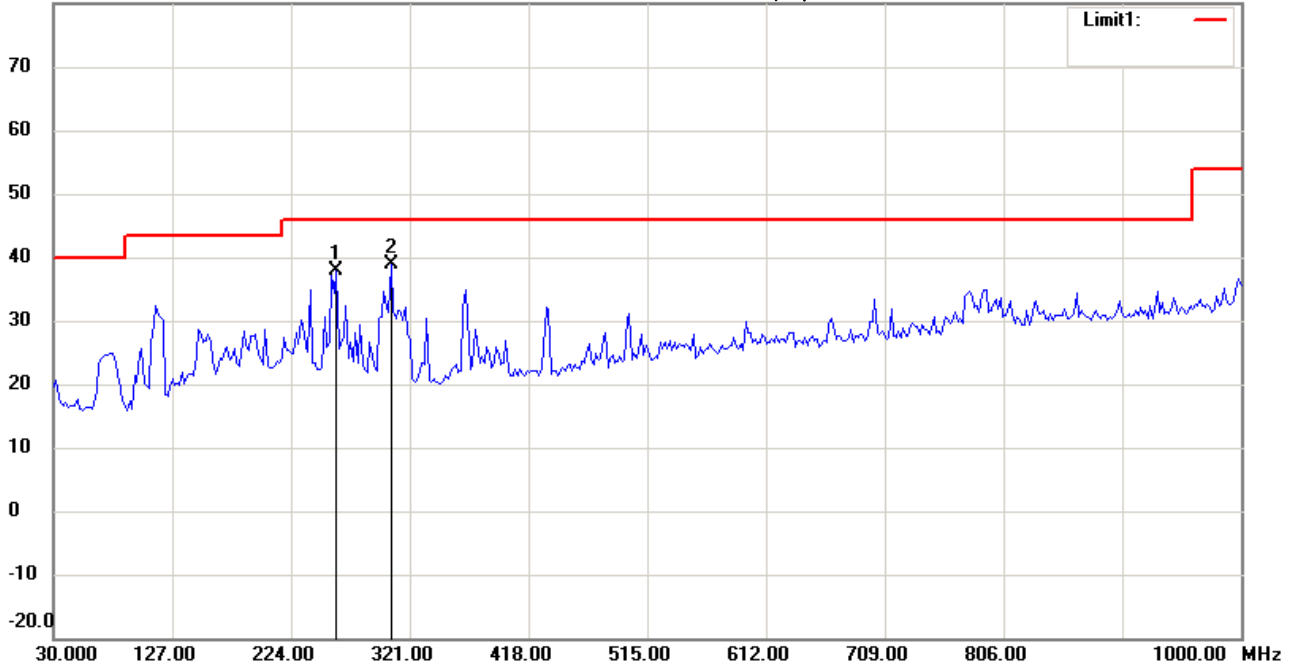
Date: 2016/9/1

Temperature:24 °C

80.0 dBuV/m

Time: 下午 10:38:48

Humidity:60 %



Site : Chamber

Condition : FCC_part 15 RE-Class C_30-1000MHz

EUT : W6D21607-16048

M/N:

Test Mode : 2440MHz

Note :

Polarization: *Horizontal*

Power : 5 Vd.c.

Distance: 3m

Mk.	Frequency (MHz)	Reading (dBuV)	Detector	Corr. factor (dB/m)	Result (dBuV/m)	Limit (dBuV/m)	Ant.Pos (cm)	Tab.Pos (deg.)	Margin (dB)	Comment
	261.3226	23.07	peak	14.71	37.78	46.00	100	90	-8.22	
*	306.0321	22.72	peak	16.14	38.86	46.00	100	135	-7.14	



Radiated Emission Measurement

Operator: Leon

File :1

Data :#2

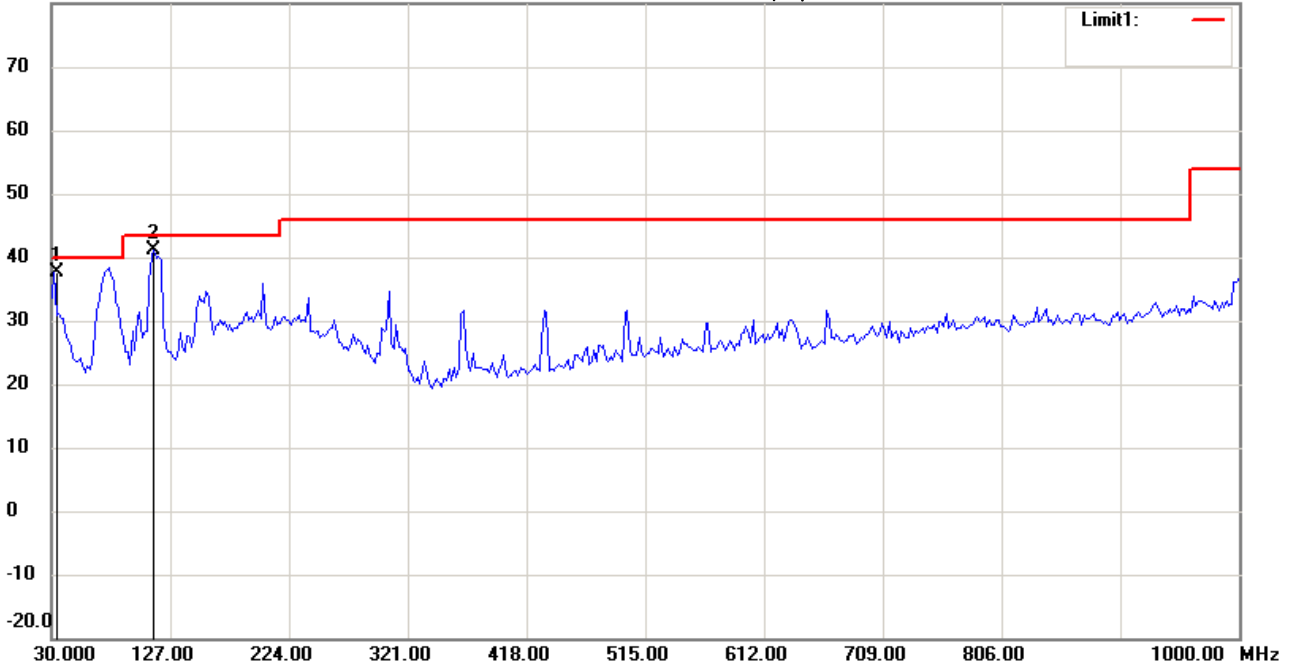
Date: 2016/9/1

Temperature:24 °C

80.0 dBuV/m

Time: 下午 10:39:34

Humidity:60 %



Site : Chamber

Condition : FCC_part 15 RE-Class C_30-1000MHz

Polarization: *Vertical*

EUT : W6D21607-16048

Power : 5 Vd.c.

M/N:

Distance: 3m

Test Mode : 2440MHz

Note :

Mk.	Frequency (MHz)	Reading (dBuV)	Detector	Corr. factor (dB/m)	Result (dBuV/m)	Limit (dBuV/m)	Ant.Pos (cm)	Tab.Pos (deg.)	Margin (dB)	Comment
	31.9440	24.36	QP	13.26	37.62	40.00	100	105	-2.38	
*	113.5872	28.44	QP	12.71	41.15	43.50	100	210	-2.35	



Radiated Emission Measurement

Operator: Leon

File :3

Data :#1

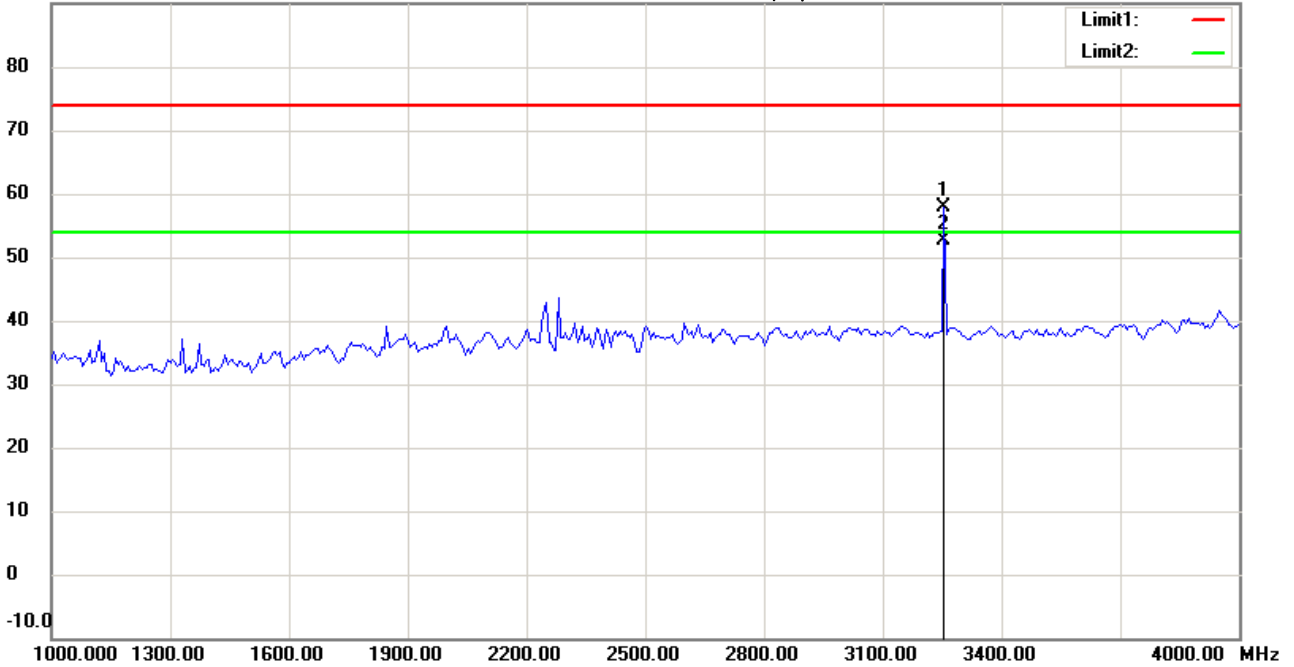
Date: 2016/9/1

Temperature:24 °C

90.0 dBuV/m

Time: 下午 08:04:43

Humidity:60 %



Site : Chamber

Condition : FCC_part 15 RE-Class C_Above 1GHz_PK

Polarization: *Horizontal*

EUT : W6D21607-16048

Power : 5 Vd.c.

M/N:

Distance: 3m

Test Mode : 2440MHz

Note :

Mk.	Frequency (MHz)	Reading (dBuV)	Detector	Corr. factor (dB/m)	Result (dBuV/m)	Limit (dBuV/m)	Ant.Pos (cm)	Tab.Pos (deg.)	Margin (dB)	Comment
	3254.509	60.83	peak	-3.00	57.83	74.00	100	137	-16.17	
*	3254.509	55.75	AVG	-3.00	52.75	54.00	100	137	-1.25	



Radiated Emission Measurement

Operator: Leon

File :3

Data :#6

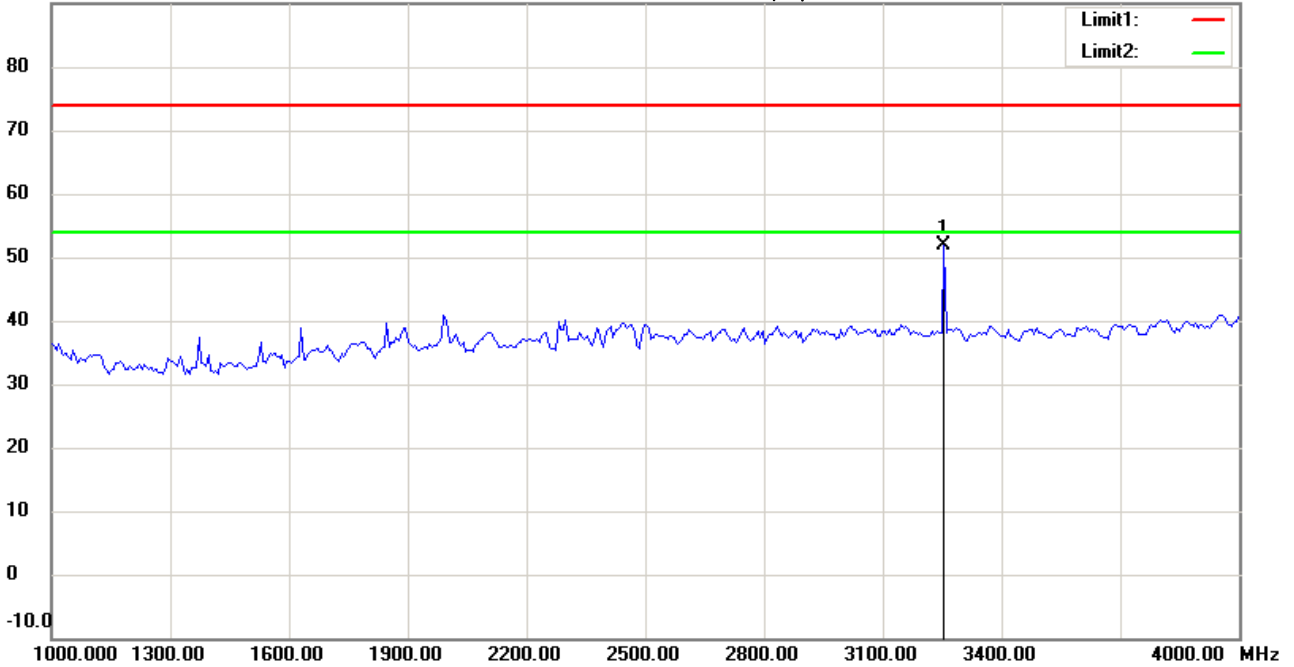
Date: 2016/9/1

Temperature:24 °C

90.0 dBuV/m

Time: 下午 08:07:34

Humidity:60 %



Site : Chamber

Condition : FCC_part 15 RE-Class C_Above 1GHz_PK

Polarization: *Vertical*

EUT : W6D21607-16048

Power : 5 Vd.c.

M/N:

Distance: 3m

Test Mode : 2440MHz

Note :

Mk.	Frequency (MHz)	Reading (dBuV)	Detector	Corr. factor (dB/m)	Result (dBuV/m)	Limit (dBuV/m)	Ant.Pos (cm)	Tab.Pos (deg.)	Margin (dB)	Comment
*	3254.509	54.77	peak	-3.00	51.77	74.00	100	135	-22.23	



Radiated Emission Measurement

Operator: Leon

File :3

Data :#2

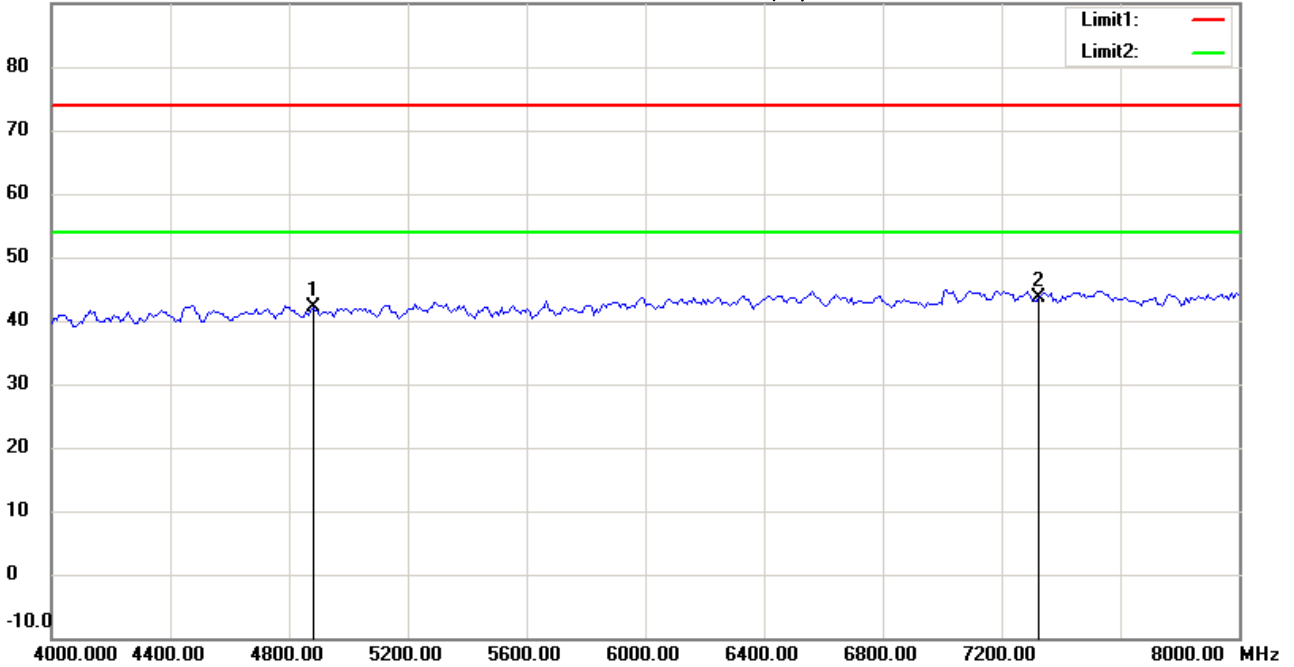
Date: 2016/9/1

Temperature:24 °C

90.0 dBuV/m

Time: 下午 08:05:28

Humidity:60 %



Site : Chamber

Condition : FCC_part 15 RE-Class C_Above 1GHz_PK

EUT : W6D21607-16048

M/N:

Test Mode : 2440MHz

Note :

Polarization: *Horizontal*

Power : 5 Vd.c.

Distance: 3m

Mk.	Frequency (MHz)	Reading (dBuV)	Detector	Corr. factor (dB/m)	Result (dBuV/m)	Limit (dBuV/m)	Ant.Pos (cm)	Tab.Pos (deg.)	Margin (dB)	Comment
	4880.000	41.54	peak	0.47	42.01	74.00	100	85	-31.99	
*	7320.000	39.94	peak	3.65	43.59	74.00	100	110	-30.41	



Radiated Emission Measurement

Operator: Leon

File :3

Data :#7

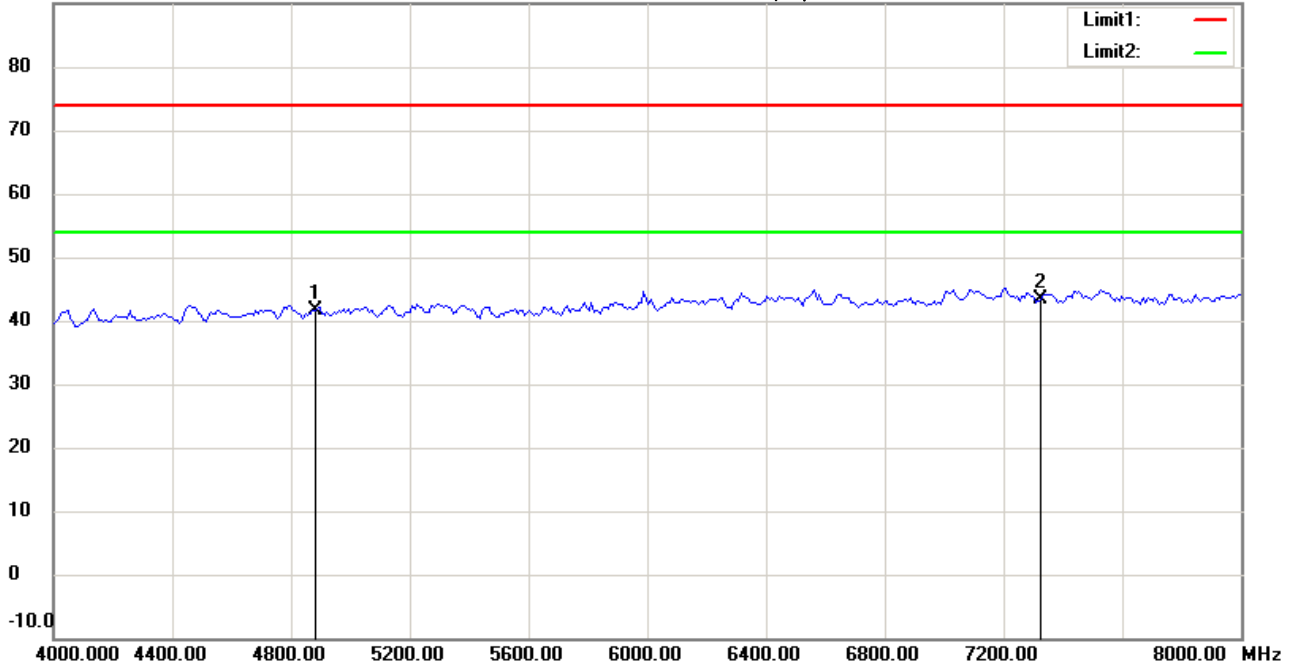
Date: 2016/9/1

Temperature:24 °C

90.0 dBuV/m

Time: 下午 08:08:20

Humidity:60 %



Site : Chamber

Condition : FCC_part 15 RE-Class C_Above 1GHz_PK

Polarization: *Vertical*

EUT : W6D21607-16048

Power : 5 Vd.c.

M/N:

Distance: 3m

Test Mode : 2440MHz

Note :

Mk.	Frequency (MHz)	Reading (dBuV)	Detector	Corr. factor (dB/m)	Result (dBuV/m)	Limit (dBuV/m)	Ant.Pos (cm)	Tab.Pos (deg.)	Margin (dB)	Comment
	4880.000	41.08	peak	0.47	41.55	74.00	100	225	-32.45	
*	7320.000	39.71	peak	3.65	43.36	74.00	100	140	-30.64	



Radiated Emission Measurement

Operator: Leon

File :3

Data :#3

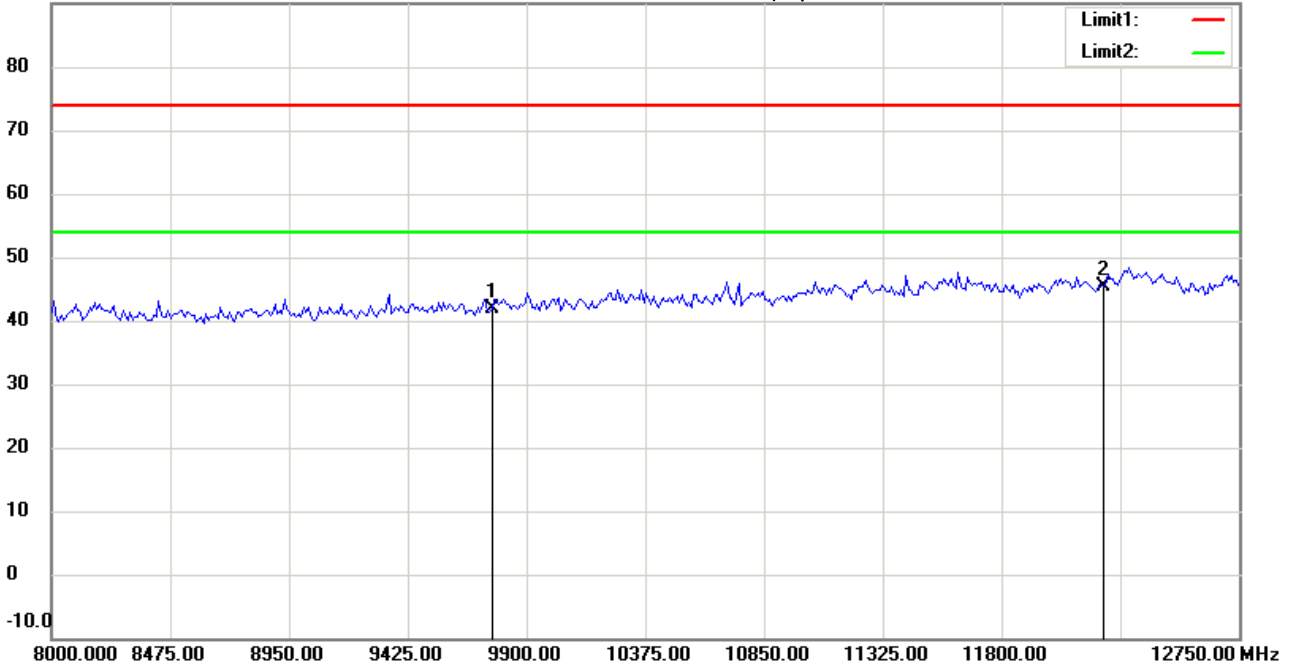
Date: 2016/9/1

Temperature:24 °C

90.0 dBuV/m

Time: 下午 08:05:41

Humidity:60 %



Site : Chamber

Condition : FCC_part 15 RE-Class C_Above 1GHz_PK

Polarization: *Horizontal*

EUT : W6D21607-16048

Power : 5 Vd.c.

M/N:

Distance: 3m

Test Mode : 2440MHz

Note :

Mk.	Frequency (MHz)	Reading (dBuV)	Detector	Corr. factor (dB/m)	Result (dBuV/m)	Limit (dBuV/m)	Ant.Pos (cm)	Tab.Pos (deg.)	Margin (dB)	Comment
	9760.000	33.54	peak	8.29	41.83	74.00	100	95	-32.17	
*	12200.000	31.69	peak	13.72	45.41	74.00	100	170	-28.59	



Radiated Emission Measurement

Operator: Leon

File :3

Data :#8

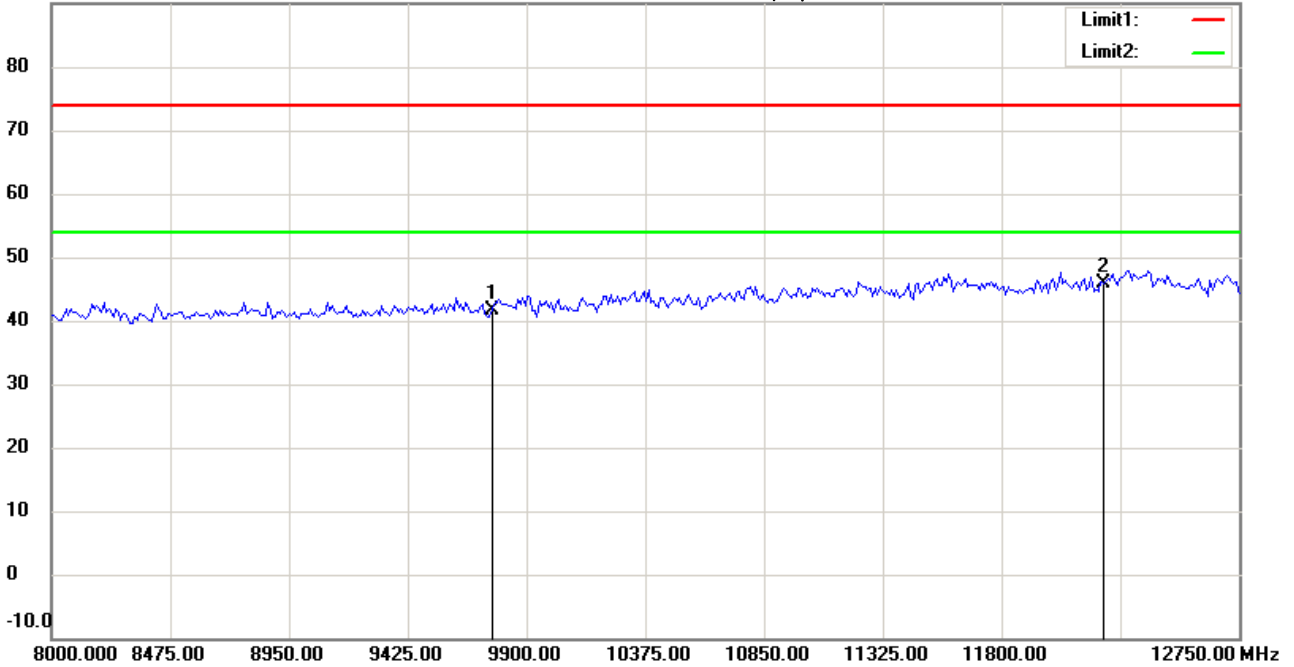
Date: 2016/9/1

Temperature:24 °C

90.0 dBuV/m

Time: 下午 08:08:32

Humidity:60 %



Site : Chamber

Condition : FCC_part 15 RE-Class C_Above 1GHz_PK

Polarization: *Vertical*

EUT : W6D21607-16048

Power : 5 Vd.c.

M/N:

Distance: 3m

Test Mode : 2440MHz

Note :

Mk.	Frequency (MHz)	Reading (dBuV)	Detector	Corr. factor (dB/m)	Result (dBuV/m)	Limit (dBuV/m)	Ant.Pos (cm)	Tab.Pos (deg.)	Margin (dB)	Comment
	9760.000	33.26	peak	8.29	41.55	74.00	100	95	-32.45	
*	12200.000	32.23	peak	13.72	45.95	74.00	100	160	-28.05	



Radiated Emission Measurement

Operator: Leon

File :3

Data :#4

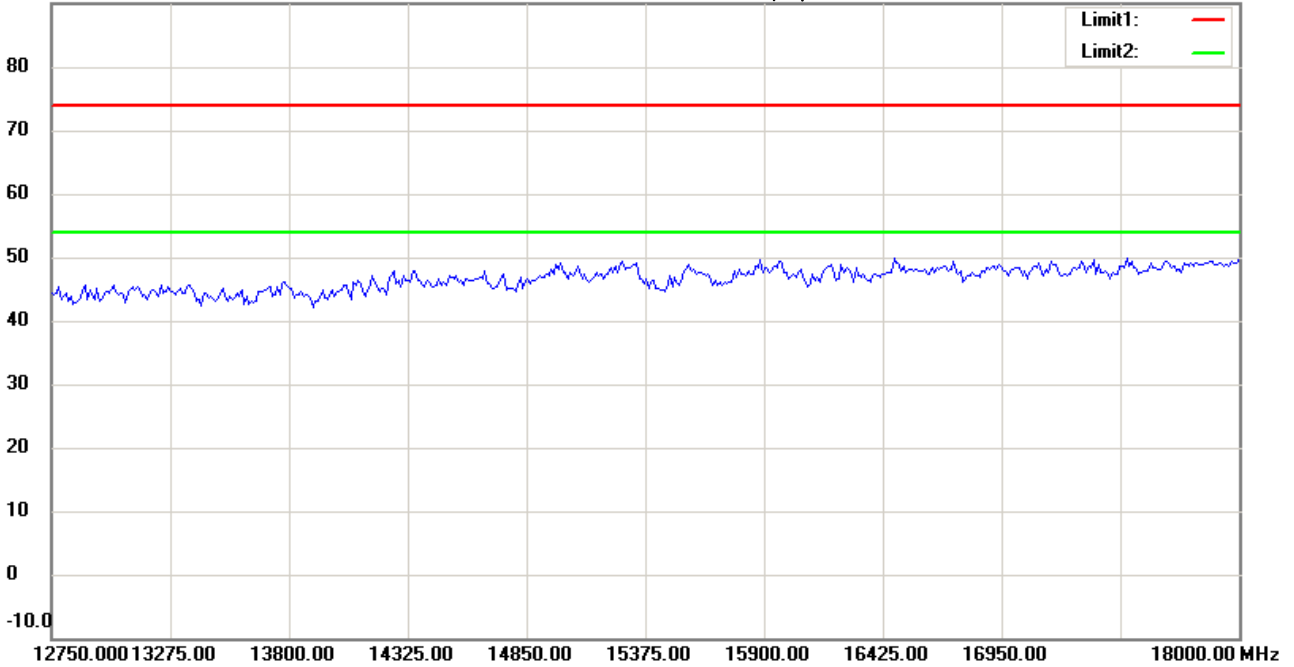
Date: 2016/9/1

Temperature:24 °C

90.0 dBuV/m

Time: 下午 08:06:39

Humidity:60 %



Site : Chamber

Condition : FCC_part 15 RE-Class C_Above 1GHz_PK

Polarization: *Horizontal*

EUT : W6D21607-16048

Power : 5 Vd.c.

M/N:

Distance: 3m

Test Mode : 2440MHz

Note :

Mk.	Frequency (MHz)	Reading (dBuV)	Detector	Corr. factor (dB/m)	Result (dBuV/m)	Limit (dBuV/m)	Ant.Pos (cm)	Tab.Pos (deg.)	Margin (dB)	Comment
-----	-----------------	----------------	----------	---------------------	-----------------	----------------	--------------	----------------	-------------	---------



Radiated Emission Measurement

Operator: Leon

File :3

Data :#9

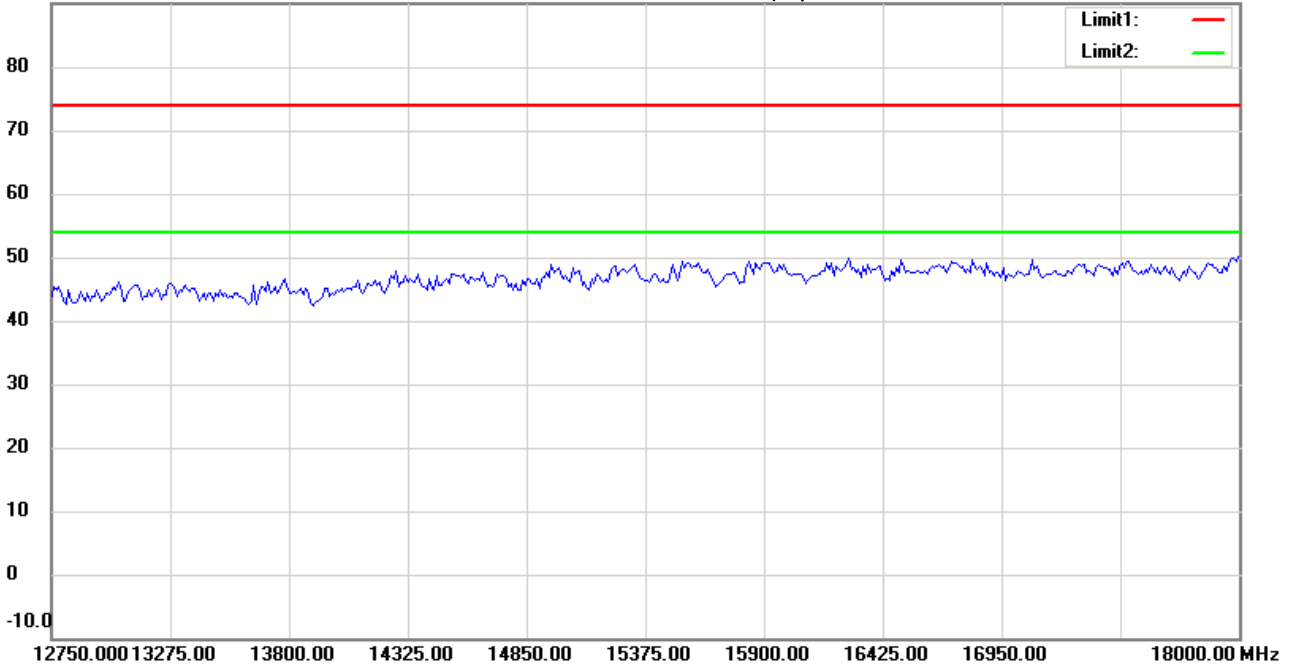
Date: 2016/9/1

Temperature:24 °C

90.0 dBuV/m

Time: 下午 08:09:34

Humidity:60 %



Site : Chamber

Condition : FCC_part 15 RE-Class C_Above 1GHz_PK

Polarization: *Vertical*

EUT : W6D21607-16048

Power : 5 Vd.c.

M/N:

Distance: 3m

Test Mode : 2440MHz

Note :

Mk.	Frequency (MHz)	Reading (dBuV)	Detector	Corr. factor (dB/m)	Result (dBuV/m)	Limit (dBuV/m)	Ant.Pos (cm)	Tab.Pos (deg.)	Margin (dB)	Comment
-----	-----------------	----------------	----------	---------------------	-----------------	----------------	--------------	----------------	-------------	---------



Radiated Emission Measurement

Operator: Leon

File :3

Data :#5

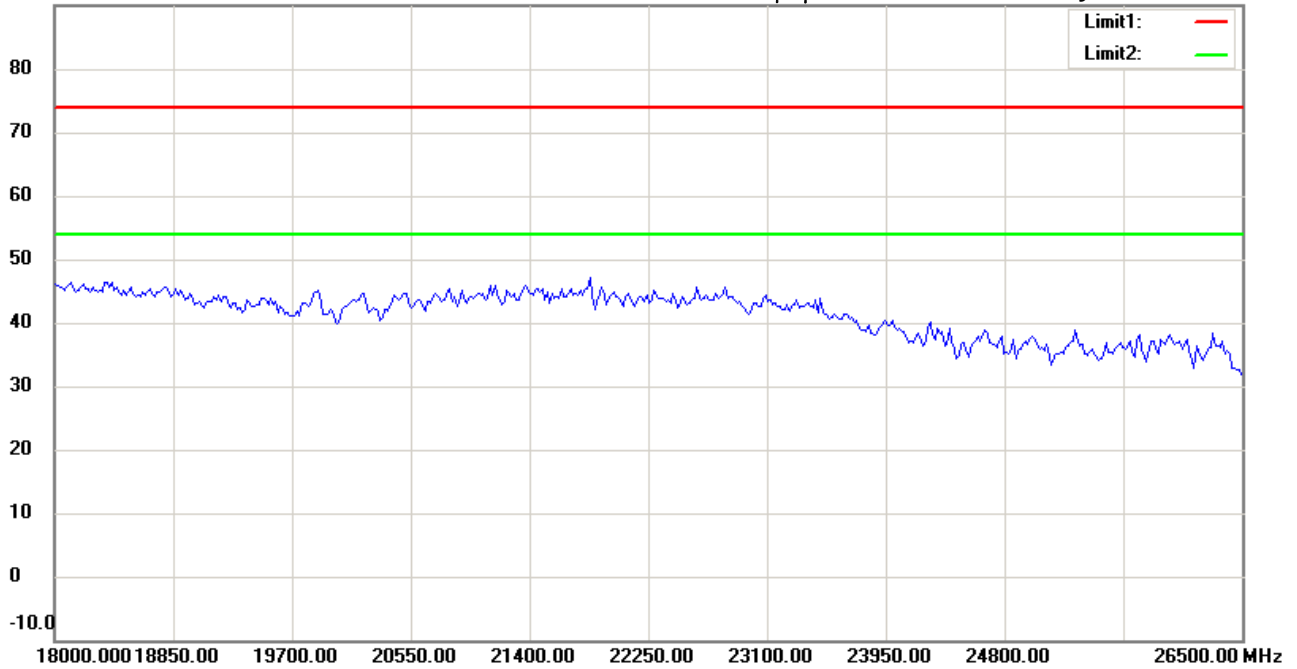
Date: 2016/9/1

Temperature:24 °C

90.0 dBuV/m

Time: 下午 08:06:49

Humidity:60 %



Site : Chamber

Condition : FCC_part 15 RE-Class C_Above 1GHz_PK

EUT : W6D21607-16048

M/N:

Test Mode : 2440MHz

Note :

Polarization: *Horizontal*

Power : 5 Vd.c.

Distance: 3m

Mk.	Frequency (MHz)	Reading (dBuV)	Detector	Corr. factor (dB/m)	Result (dBuV/m)	Limit (dBuV/m)	Ant.Pos (cm)	Tab.Pos (deg.)	Margin (dB)	Comment
-----	-----------------	----------------	----------	---------------------	-----------------	----------------	--------------	----------------	-------------	---------



Radiated Emission Measurement

Operator: Leon

File :3

Data :#10

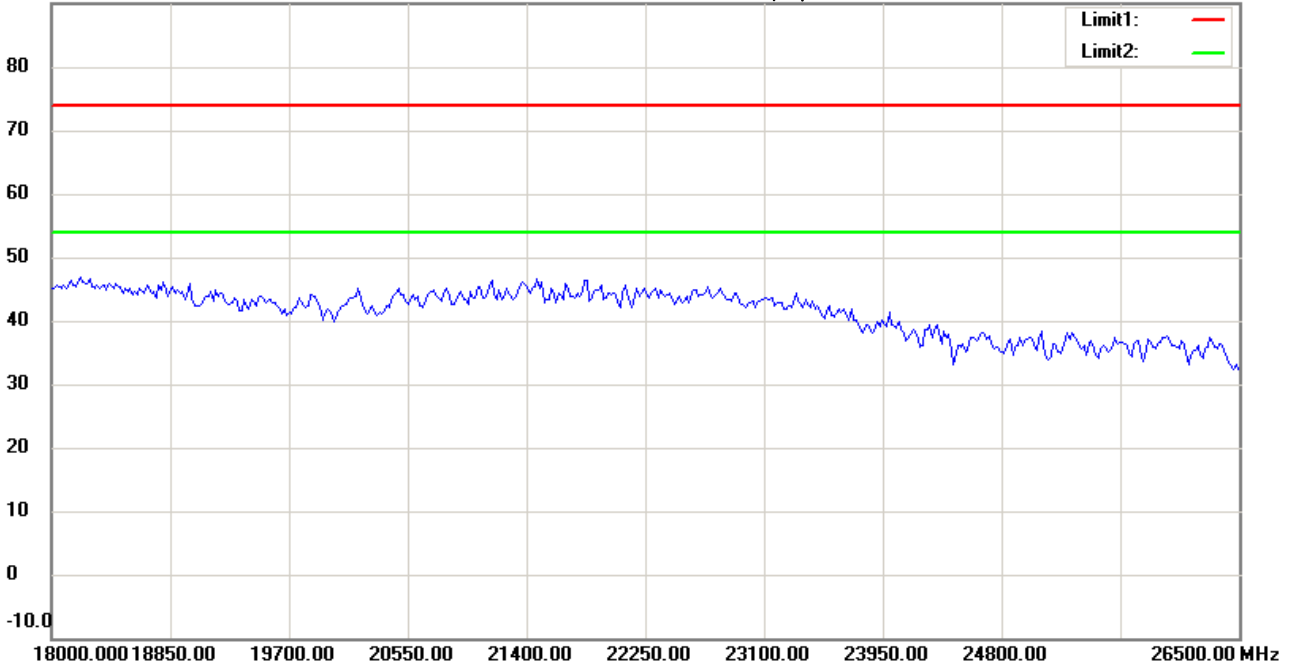
Date: 2016/9/1

Temperature:24 °C

90.0 dBuV/m

Time: 下午 08:09:44

Humidity:60 %



Site : Chamber

Condition : FCC_part 15 RE-Class C_Above 1GHz_PK

Polarization: *Vertical*

EUT : W6D21607-16048

Power : 5 Vd.c.

M/N:

Distance: 3m

Test Mode : 2440MHz

Note :

Mk.	Frequency (MHz)	Reading (dBuV)	Detector	Corr. factor (dB/m)	Result (dBuV/m)	Limit (dBuV/m)	Ant.Pos (cm)	Tab.Pos (deg.)	Margin (dB)	Comment
-----	-----------------	----------------	----------	---------------------	-----------------	----------------	--------------	----------------	-------------	---------



Radiated Emission Measurement

Operator: Leon

File :1

Data :#1

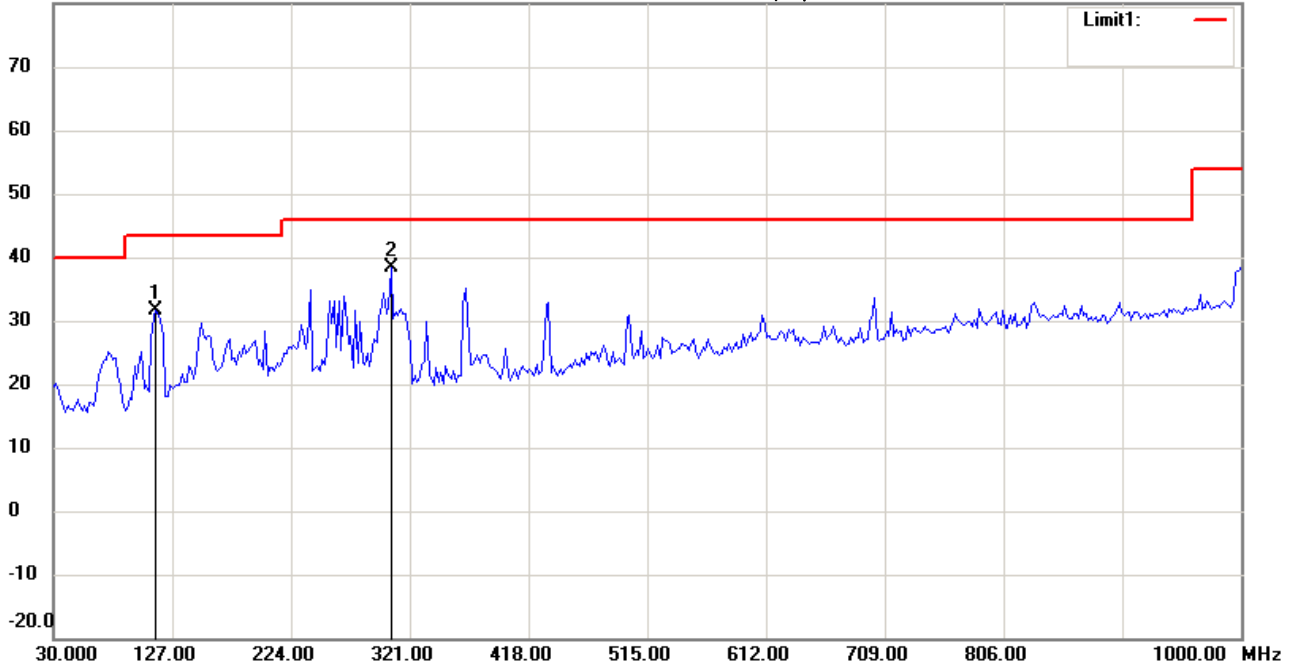
Date: 2016/9/1

Temperature:24 °C

80.0 dBuV/m

Time: 下午 10:40:50

Humidity:60 %



Site : Chamber

Condition : FCC_part 15 RE-Class C_30-1000MHz

EUT : W6D21607-16048

M/N:

Test Mode : 2480MHz

Note :

Polarization: *Horizontal*

Power : 5 Vd.c.

Distance: 3m

Mk.	Frequency (MHz)	Reading (dBuV)	Detector	Corr. factor (dB/m)	Result (dBuV/m)	Limit (dBuV/m)	Ant.Pos (cm)	Tab.Pos (deg.)	Margin (dB)	Comment
	113.5871	18.99	peak	12.71	31.70	43.50	100	90	-11.80	
*	306.0321	22.24	peak	16.14	38.38	46.00	100	135	-7.62	



Radiated Emission Measurement

Operator: Leon

File :1

Data :#2

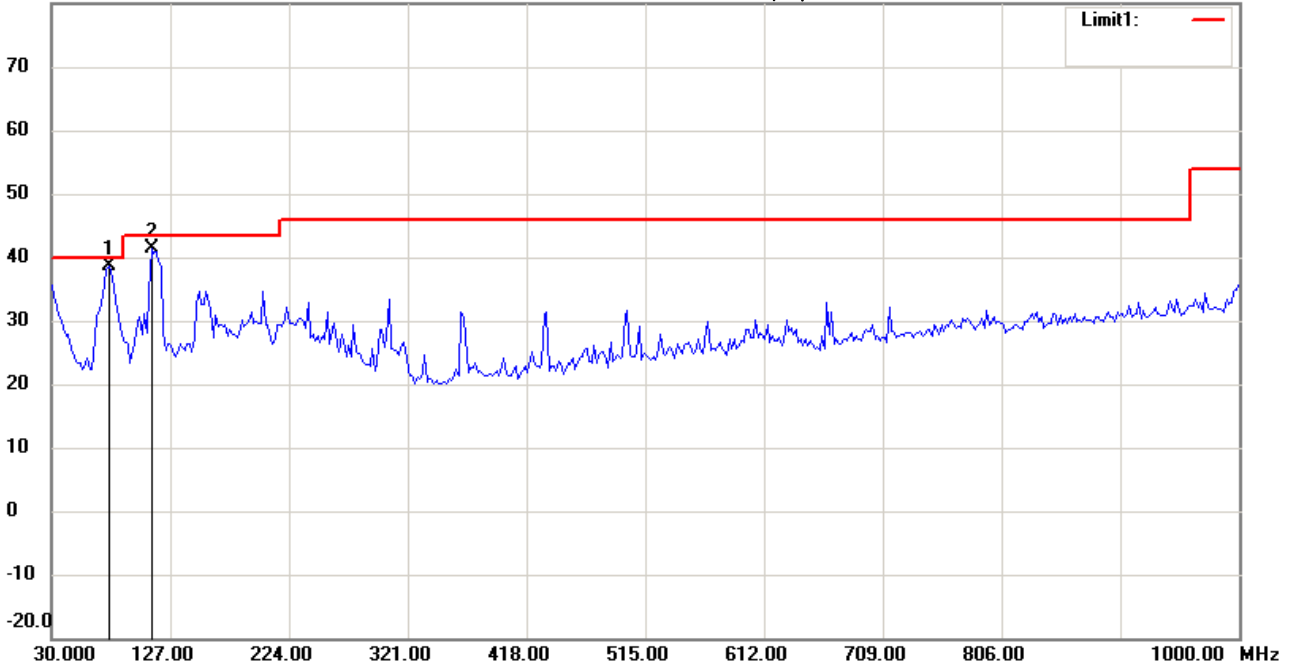
Date: 2016/9/1

Temperature:24 °C

80.0 dBuV/m

Time: 下午 10:41:35

Humidity:60 %



Site : Chamber

Condition : FCC_part 15 RE-Class C_30-1000MHz

Polarization: *Vertical*

EUT : W6D21607-16048

Power : 5 Vd.c.

M/N:

Distance: 3m

Test Mode : 2480MHz

Note :

Mk.	Frequency (MHz)	Reading (dBuV)	Detector	Corr. factor (dB/m)	Result (dBuV/m)	Limit (dBuV/m)	Ant.Pos (cm)	Tab.Pos (deg.)	Margin (dB)	Comment
*	76.6533	28.29	QP	10.37	38.66	40.00	100	155	-1.34	
	111.6433	28.94	QP	12.56	41.50	43.50	100	20	-2.00	



Radiated Emission Measurement

Operator: Leon

File :3

Data :#1

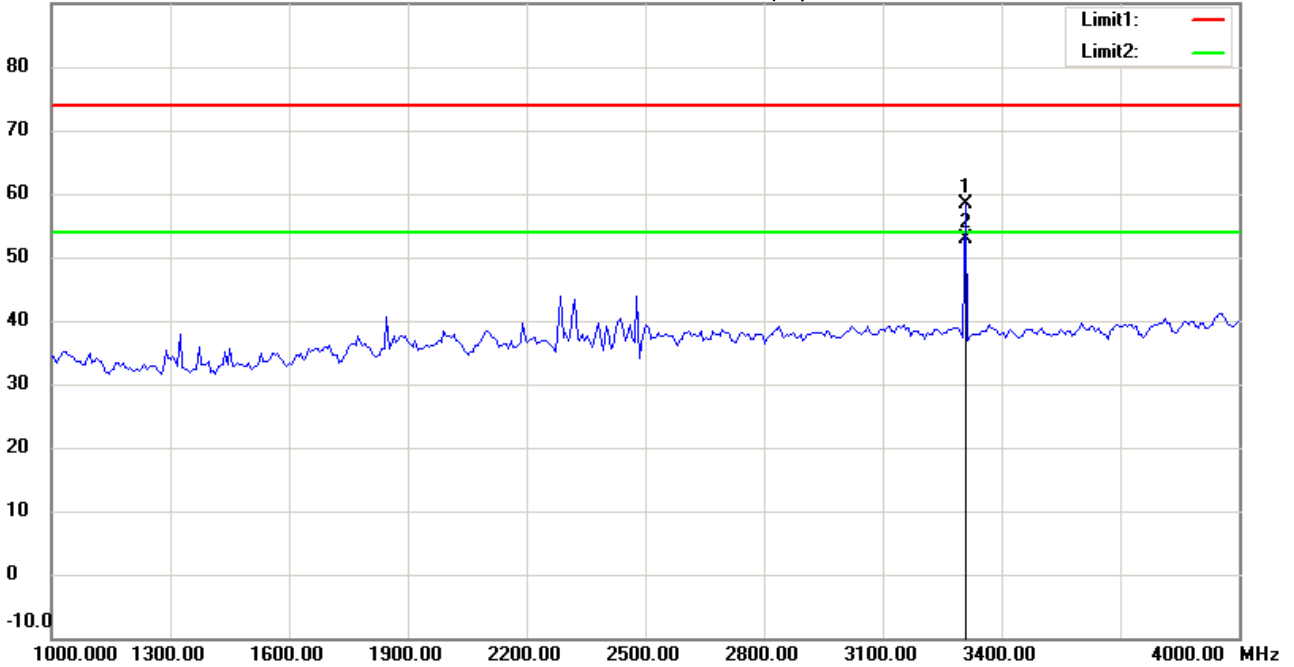
Date: 2016/9/1

Temperature:24 °C

90.0 dBuV/m

Time: 下午 08:13:20

Humidity:60 %



Site : Chamber

Condition : FCC_part 15 RE-Class C_Above 1GHz_PK

Polarization: *Horizontal*

EUT : W6D21607-16048

Power : 5 Vd.c.

M/N:

Distance: 3m

Test Mode : 2480MHz

Note :

Mk.	Frequency (MHz)	Reading (dBuV)	Detector	Corr. factor (dB/m)	Result (dBuV/m)	Limit (dBuV/m)	Ant.Pos (cm)	Tab.Pos (deg.)	Margin (dB)	Comment
	3308.617	61.31	peak	-2.94	58.37	74.00	100	145	-15.63	
*	3308.617	55.93	AVG	-2.94	52.99	54.00	100	145	-1.01	



Radiated Emission Measurement

Operator: Leon

File :3

Data :#6

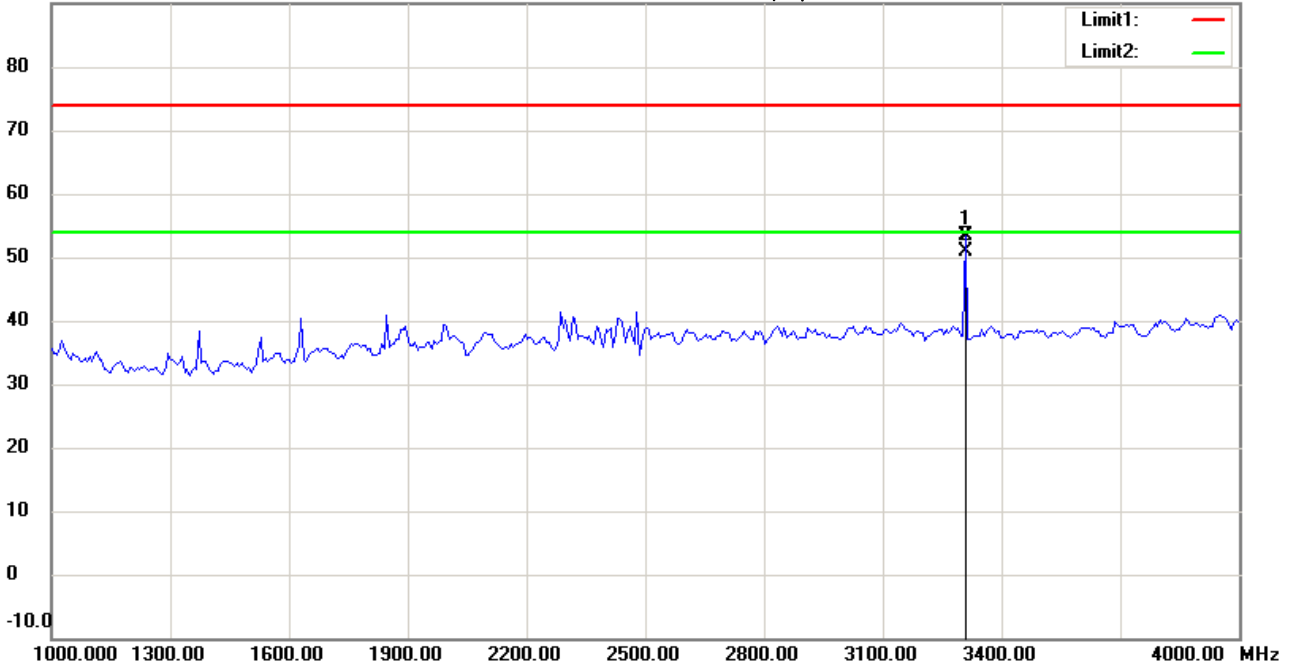
Date: 2016/9/1

Temperature:24 °C

90.0 dBuV/m

Time: 下午 08:16:10

Humidity:60 %



Site : Chamber

Condition : FCC_part 15 RE-Class C_Above 1GHz_PK

EUT : W6D21607-16048

M/N:

Test Mode : 2480MHz

Note :

Polarization: *Vertical*

Power : 5 Vd.c.

Distance: 3m

Mk.	Frequency (MHz)	Reading (dBuV)	Detector	Corr. factor (dB/m)	Result (dBuV/m)	Limit (dBuV/m)	Ant.Pos (cm)	Tab.Pos (deg.)	Margin (dB)	Comment
	3308.617	56.24	peak	-2.94	53.30	74.00	100	85	-20.70	
*	3308.617	53.75	AVG	-2.94	50.81	54.00	100	85	-3.19	



Radiated Emission Measurement

Operator: Leon

File :3

Data :#2

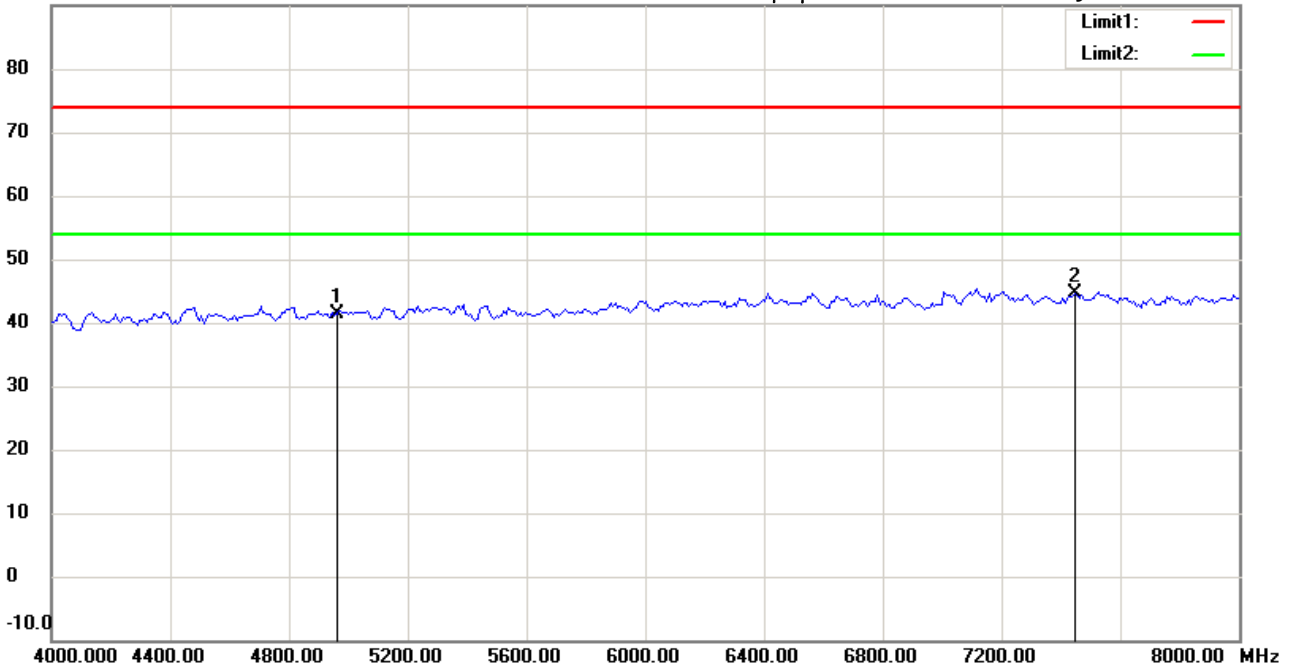
Date: 2016/9/1

Temperature:24 °C

90.0 dBuV/m

Time: 下午 08:14:05

Humidity:60 %



Site : Chamber

Condition : FCC_part 15 RE-Class C_Above 1GHz_PK

Polarization: *Horizontal*

EUT : W6D21607-16048

Power : 5 Vd.c.

M/N:

Distance: 3m

Test Mode : 2480MHz

Note :

Mk.	Frequency (MHz)	Reading (dBuV)	Detector	Corr. factor (dB/m)	Result (dBuV/m)	Limit (dBuV/m)	Ant.Pos (cm)	Tab.Pos (deg.)	Margin (dB)	Comment
	4960.000	40.48	peak	0.88	41.36	74.00	100	195	-32.64	
*	7440.000	40.79	peak	3.93	44.72	74.00	100	60	-29.28	



Radiated Emission Measurement

Operator: Leon

File :3

Data :#7

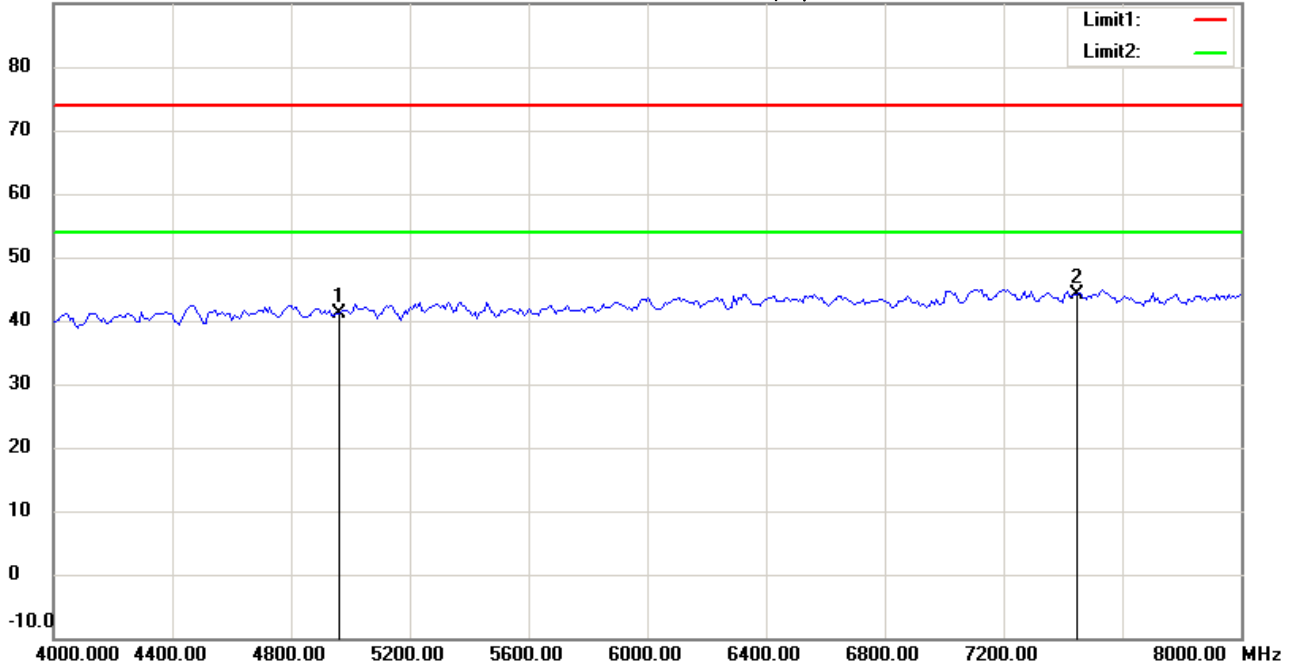
Date: 2016/9/1

Temperature:24 °C

90.0 dBuV/m

Time: 下午 08:16:56

Humidity:60 %



Site : Chamber

Condition : FCC_part 15 RE-Class C_Above 1GHz_PK

Polarization: *Vertical*

EUT : W6D21607-16048

Power : 5 Vd.c.

M/N:

Distance: 3m

Test Mode : 2480MHz

Note :

Mk.	Frequency (MHz)	Reading (dBuV)	Detector	Corr. factor (dB/m)	Result (dBuV/m)	Limit (dBuV/m)	Ant.Pos (cm)	Tab.Pos (deg.)	Margin (dB)	Comment
	4960.000	40.22	peak	0.88	41.10	74.00	100	220	-32.90	
*	7440.000	40.19	peak	3.93	44.12	74.00	100	130	-29.88	



Radiated Emission Measurement

Operator: Leon

File :3

Data :#3

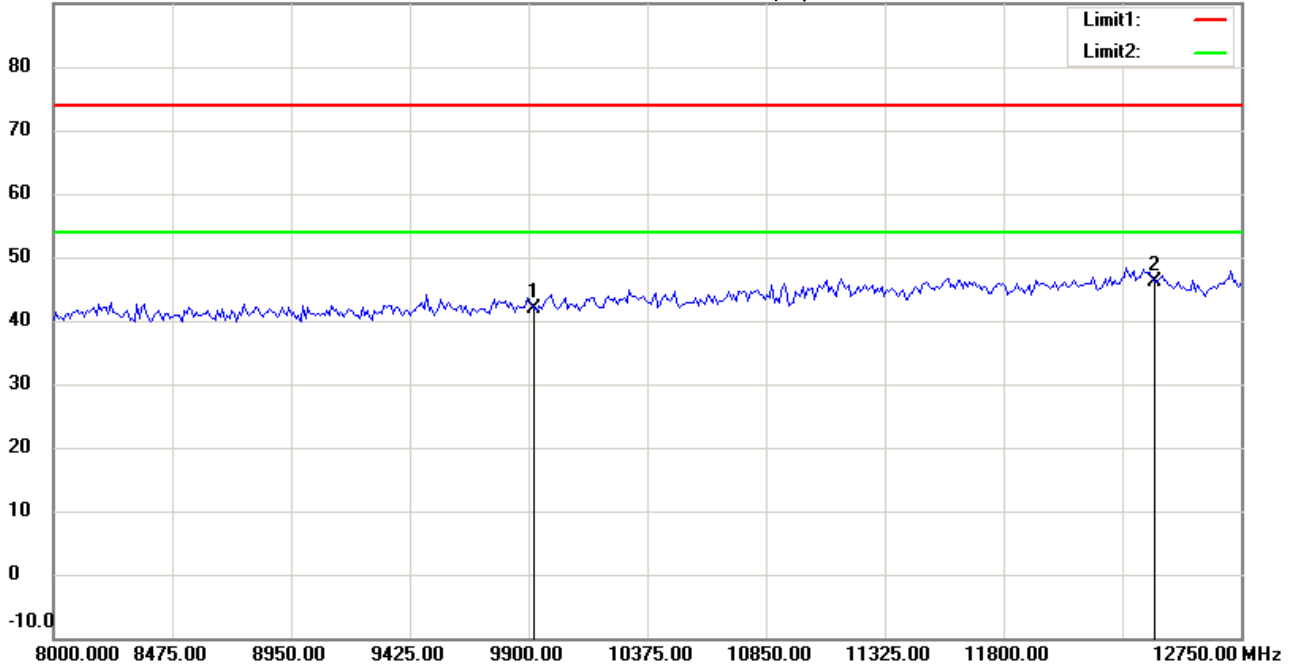
Date: 2016/9/1

Temperature:24 °C

90.0 dBuV/m

Time: 下午 08:14:18

Humidity:60 %



Site : Chamber

Condition : FCC_part 15 RE-Class C_Above 1GHz_PK

Polarization: *Horizontal*

EUT : W6D21607-16048

Power : 5 Vd.c.

M/N:

Distance: 3m

Test Mode : 2480MHz

Note :

Mk.	Frequency (MHz)	Reading (dBuV)	Detector	Corr. factor (dB/m)	Result (dBuV/m)	Limit (dBuV/m)	Ant.Pos (cm)	Tab.Pos (deg.)	Margin (dB)	Comment
	9920.000	33.37	peak	8.50	41.87	74.00	100	215	-32.13	
*	12400.000	31.75	peak	14.46	46.21	74.00	100	170	-27.79	



Radiated Emission Measurement

Operator: Leon

File :3

Data :#8

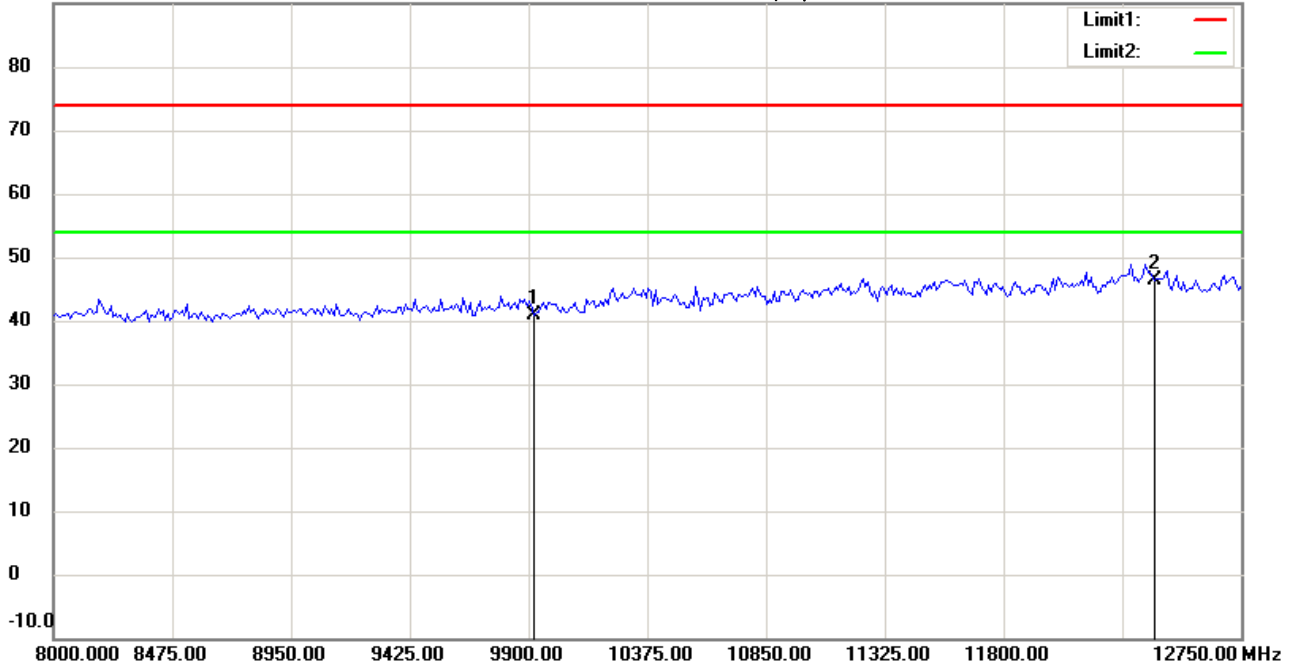
Date: 2016/9/1

Temperature:24 °C

90.0 dBuV/m

Time: 下午 08:17:08

Humidity:60 %



Site : Chamber

Condition : FCC_part 15 RE-Class C_Above 1GHz_PK

Polarization: *Vertical*

EUT : W6D21607-16048

Power : 5 Vd.c.

M/N:

Distance: 3m

Test Mode : 2480MHz

Note :

Mk.	Frequency (MHz)	Reading (dBuV)	Detector	Corr. factor (dB/m)	Result (dBuV/m)	Limit (dBuV/m)	Ant.Pos (cm)	Tab.Pos (deg.)	Margin (dB)	Comment
	9920.000	32.43	peak	8.50	40.93	74.00	100	105	-33.07	
*	12400.000	31.97	peak	14.46	46.43	74.00	100	170	-27.57	



Radiated Emission Measurement

Operator: Leon

File :3

Data :#4

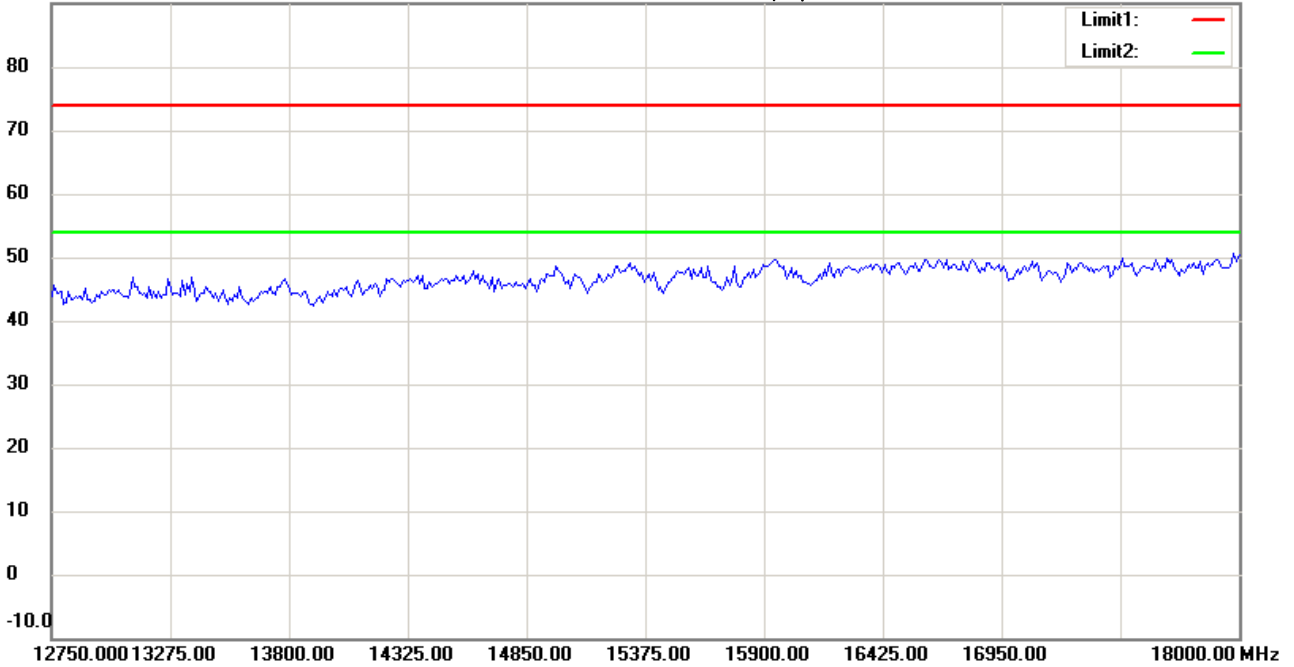
Date: 2016/9/1

Temperature:24 °C

90.0 dBuV/m

Time: 下午 08:15:15

Humidity:60 %



Site : Chamber

Condition : FCC_part 15 RE-Class C_Above 1GHz_PK

Polarization: *Horizontal*

EUT : W6D21607-16048

Power : 5 Vd.c.

M/N:

Distance: 3m

Test Mode : 2480MHz

Note :

Mk.	Frequency (MHz)	Reading (dBuV)	Detector	Corr. factor (dB/m)	Result (dBuV/m)	Limit (dBuV/m)	Ant.Pos (cm)	Tab.Pos (deg.)	Margin (dB)	Comment
-----	-----------------	----------------	----------	---------------------	-----------------	----------------	--------------	----------------	-------------	---------



Radiated Emission Measurement

Operator: Leon

File :3

Data :#9

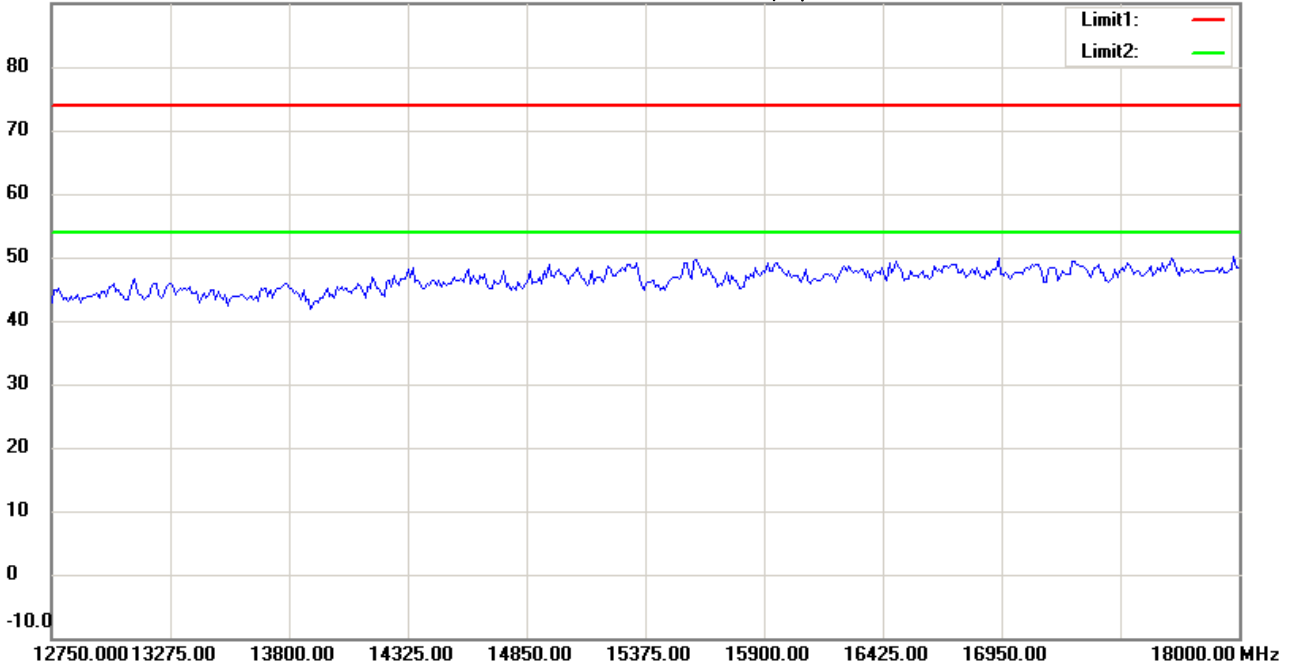
Date: 2016/9/1

Temperature:24 °C

90.0 dBuV/m

Time: 下午 08:18:10

Humidity:60 %



Site : Chamber

Condition : FCC_part 15 RE-Class C_Above 1GHz_PK

Polarization: *Vertical*

EUT : W6D21607-16048

Power : 5 Vd.c.

M/N:

Distance: 3m

Test Mode : 2480MHz

Note :

Mk.	Frequency (MHz)	Reading (dBuV)	Detector	Corr. factor (dB/m)	Result (dBuV/m)	Limit (dBuV/m)	Ant.Pos (cm)	Tab.Pos (deg.)	Margin (dB)	Comment
-----	-----------------	----------------	----------	---------------------	-----------------	----------------	--------------	----------------	-------------	---------



Radiated Emission Measurement

Operator: Leon

File :3

Data :#5

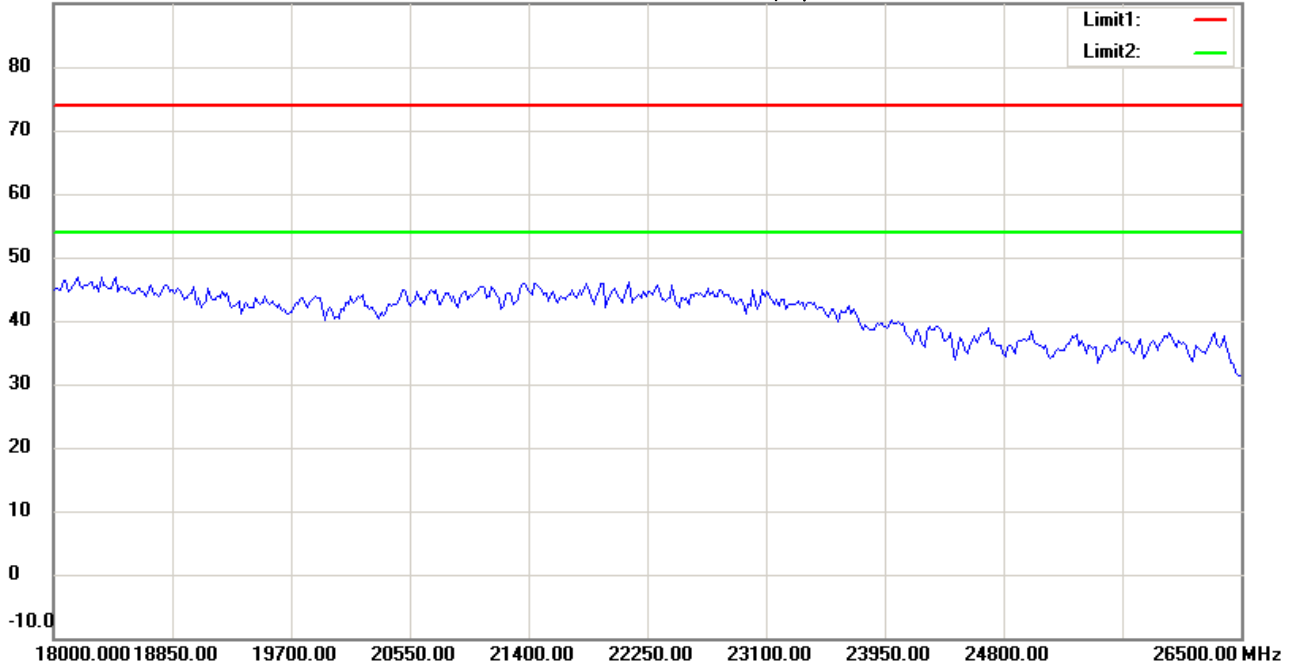
Date: 2016/9/1

Temperature:24 °C

90.0 dBuV/m

Time: 下午 08:15:25

Humidity:60 %



Site : Chamber

Condition : FCC_part 15 RE-Class C_Above 1GHz_PK

EUT : W6D21607-16048

M/N:

Test Mode : 2480MHz

Note :

Polarization: *Horizontal*

Power : 5 Vd.c.

Distance: 3m

Mk.	Frequency (MHz)	Reading (dBuV)	Detector	Corr. factor (dB/m)	Result (dBuV/m)	Limit (dBuV/m)	Ant.Pos (cm)	Tab.Pos (deg.)	Margin (dB)	Comment
-----	-----------------	----------------	----------	---------------------	-----------------	----------------	--------------	----------------	-------------	---------



Radiated Emission Measurement

Operator: Leon

File :3

Data :#10

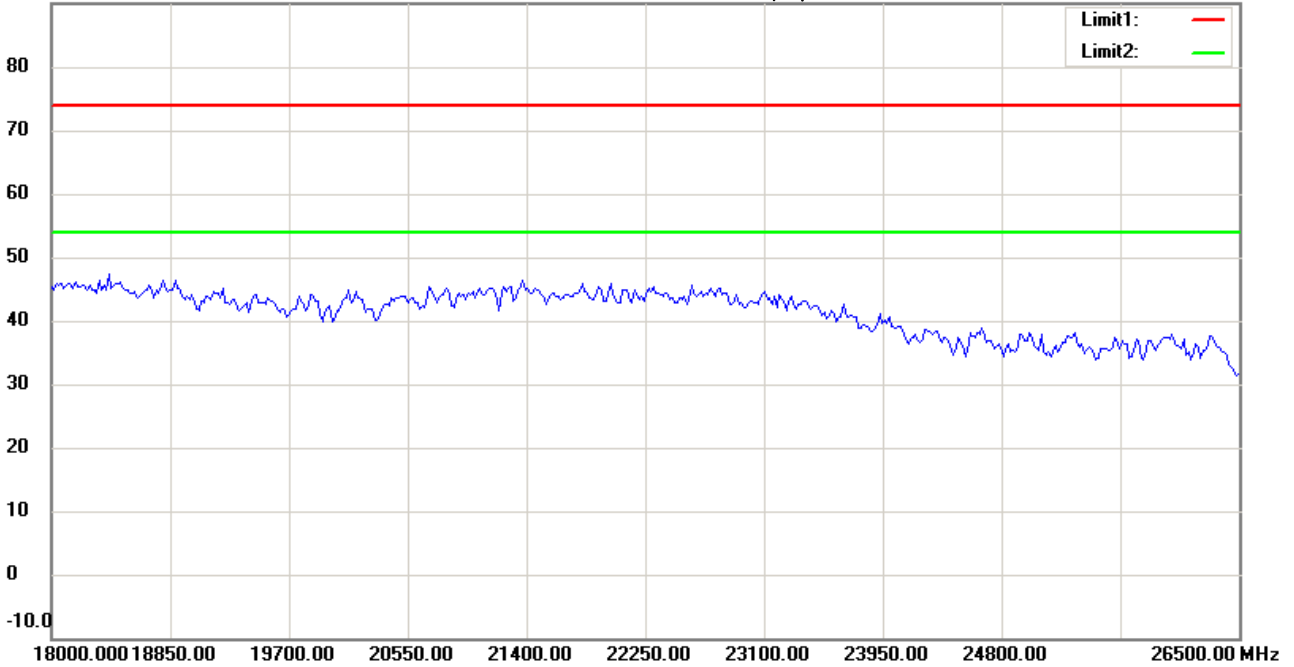
Date: 2016/9/1

Temperature:24 °C

90.0 dBuV/m

Time: 下午 08:18:20

Humidity:60 %



Site : Chamber

Condition : FCC_part 15 RE-Class C_Above 1GHz_PK

Polarization: *Vertical*

EUT : W6D21607-16048

Power : 5 Vd.c.

M/N:

Distance: 3m

Test Mode : 2480MHz

Note :

Mk.	Frequency (MHz)	Reading (dBuV)	Detector	Corr. factor (dB/m)	Result (dBuV/m)	Limit (dBuV/m)	Ant.Pos (cm)	Tab.Pos (deg.)	Margin (dB)	Comment
-----	-----------------	----------------	----------	---------------------	-----------------	----------------	--------------	----------------	-------------	---------