



Sage Co.,Ltd.
Bentendori Naka-ku 7F
4-59, Yokohama City
Kanagawa Pref 231-0007

User manual for
Telematics Control Unit
H913ET

Ver 1.0

Sage Co.,Ltd.

Sep 24, 2008

Date: 2008/9/24
Contact Information

Masaki Mori

Engineer

m-mori@jsage.co.jp

Sage Co.,Ltd.

Bentendori Naka-ku 7F

4-59, Yokohama City

Kanagawa Pref 231-0007



Sage Co.,Ltd.
Bentendori Naka-ku 7F
4-59, Yokohama City
Kanagawa Pref 231-0007

Contents

GENERAL

FCC Rules

Safety Instructions

1. H913ET data sheet
2. Appearance
3. Components
4. Installation/Operation



Sage Co.,Ltd.
Bentendori Naka-ku 7F
4-59, Yokohama City
Kanagawa Pref 231-0007

General

This document content describes the overview of the Telematics Control Unit H913ET. The H913ET is designed to operate only in the United States with GPRS (General Packet Radio Services) and EDGE (Enhanced Data rates for GSM Evolution) networks.

Users do not need to operate the device directly because the device is fully automatic. However, users must comply with safety instructions. Please contact your sales representative of Honda America if you have any problems.

FCC Rules

This device complies with part 15 of the FCC Rules. Operation is subject to the following two conditions: (1) This device may not cause harmful interference, and (2) this device must accept any interference received, including interference that may cause undesired operation.

Note: This equipment has been tested and found to comply with the limits for a Class A digital device, pursuant to part 15 of the FCC Rules. These limits are designed to provide reasonable protection against harmful interference when the equipment is operated in a commercial environment. This equipment generates, uses, and can radiate radio frequency energy and, if not installed and used in accordance with the instruction manual, may cause harmful interference to radio communications. Operation of this equipment in a residential area is likely to cause harmful interference in which case the user will be required to correct the interference at his own expense.



Sage Co.,Ltd.
Bentendori Naka-ku 7F
4-59, Yokohama City
Kanagawa Pref 231-0007

Safety instructions

In August 1996, the Federal Communications Commission (FCC) of the U.S. adopted an updated safety standard for human exposure to the radio frequency electromagnetic energy emitted by FCC regulated transmitters.

The design of this Car Telematics Control Unit complies with the FCC guidelines and those standards. The installation of the device is performing by the manufacturer at the rear window of the car and ensures at least 20cm distance to any person inside or outside of the car.

Modifications or antenna replacement not expressly approved by, Honda R&D Co., Ltd. could void the user's authority to operate the equipment. To comply with RF safety requirements please follow the installation instructions provided by the manufacture and maintain a minimum separation distance of 20cm. from the antenna to any human body.





Sage Co.,Ltd.
Bentendori Naka-ku 7F
4-59, Yokohama City
Kanagawa Pref 231-0007


1 H913ET data sheet

Physical	
Size	D138, W145, H35
Weight	330g (Without Antenna, Cable)
Environment (without SIM card)	
Operating temperature	-20 degrees C to +60 degrees C
Storage temperature	-40 degrees C to +85 degrees C
Performance	
Maximum electric power consumption	630mA / 14V
Standby electric power consumption	120mA / 14V
Dark current electric power consumption	Under 0.1mA
Version	
Hardware version	1.30
Software version	1.00

2 Appearance



3 Components

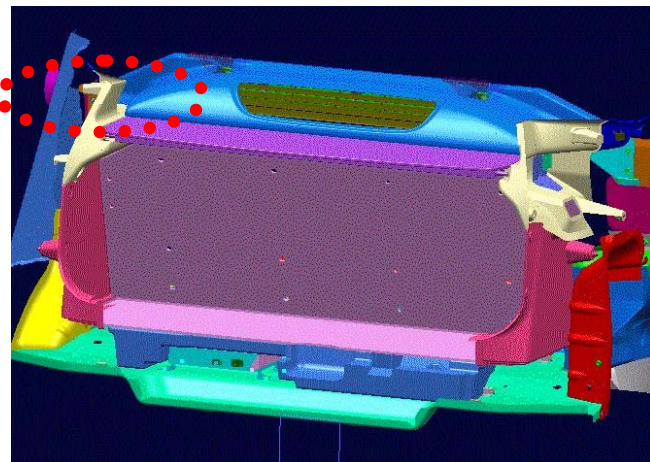
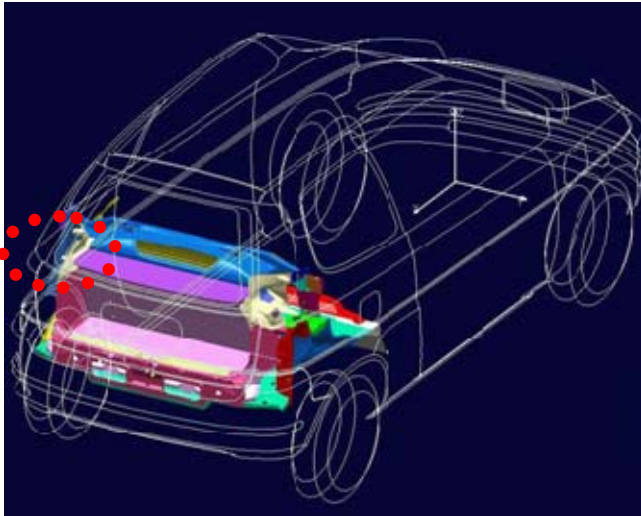


- 1: Telecommunication module (g24 E)
- 2: SIM socket
- 3: CAN (Car Area Network) connector, Power connector
- 4: Antenna connector

4 Installation/Operation

4.1 Installtion

H913ET is installed at the left side of the trunk. All installation is performed by authorized Honda America engineers, and the user of the car will not be installing or touching the device at any conditions.



4.2 Opration

Users do not need to operate H913ET directory because H913ET is a full automatic. H913ET will be turned on when the car ignition is on.