



ISRAEL TESTING LABORATORIES
Global Certifications You Can Trust

Conducted and Radiated Measurement Test Setup Photos (AMN42012)



Figure 1. Conducted Emission AC Line Test




Figure 2. Conducted Emission Test (with Spectrum Analyzer)



ISRAEL TESTING LABORATORIES
Global Certifications You Can Trust




Figure 3. Conducted Emission Test (with Power Sensor)




Figure 4. Contention Based Protocol Test



Figure 5. Radiated Emission Test, 0.009-30.0MHz



ISRAEL TESTING LABORATORIES
Global Certifications You Can Trust



Figure 6. Radiated Emission Test, 30.0-200.0MHz



Figure 7. Radiated Emission Test, 200.0-1000.0MHz



ISRAEL TESTING LABORATORIES
Global Certifications You Can Trust



Figure 8. Band Edge screening setup, "mushroom" antenna



Figure 9. Band Edge screening setup, "dipole" antenna



ISRAEL TESTING LABORATORIES
Global Certifications You Can Trust




Figure 10. Radiated Emission Test, 1-12GHz




Figure 11. Radiated Emission Test, 12-15GHz



ISRAEL TESTING LABORATORIES
Global Certifications You Can Trust



Figure 12. Radiated Emission Test, 15-40GHz