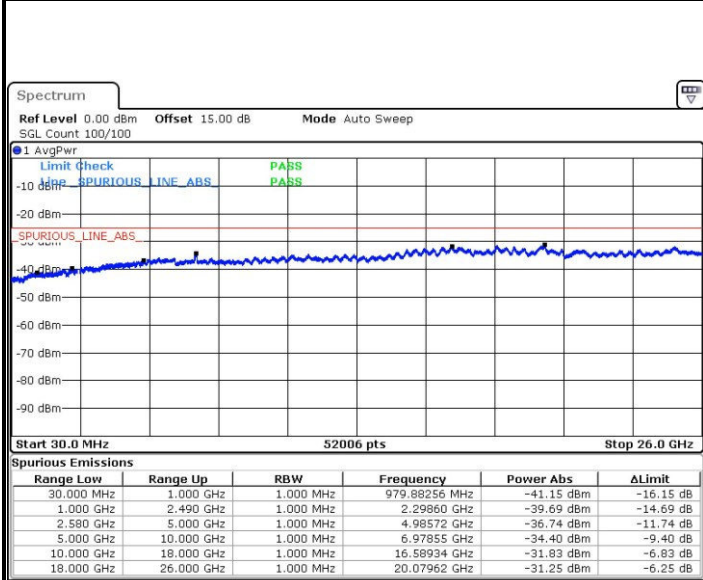




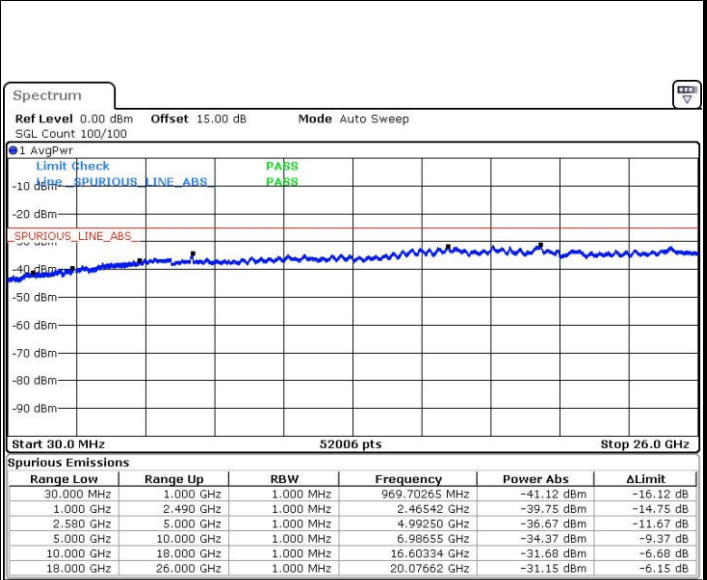
LTE Band 7 / 5MHz

Highest Channel / QPSK



Date: 1.NOV.2016 09:51:54

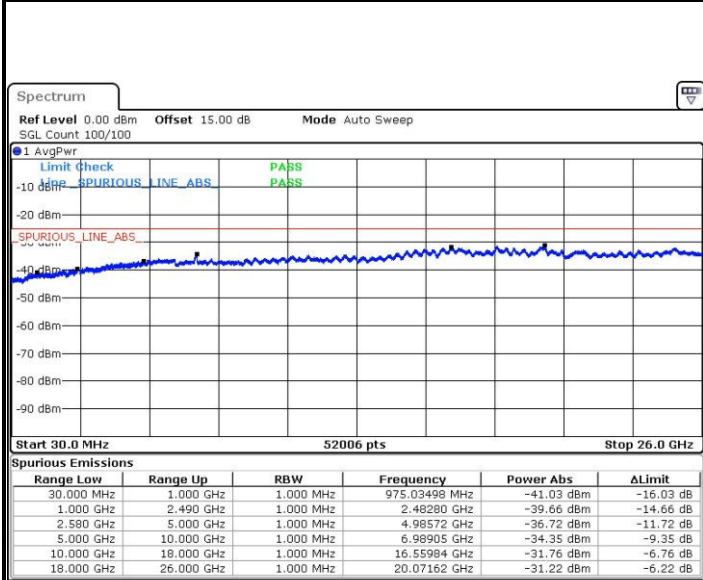
Highest Channel / 16QAM



Date: 1.NOV.2016 09:52:48

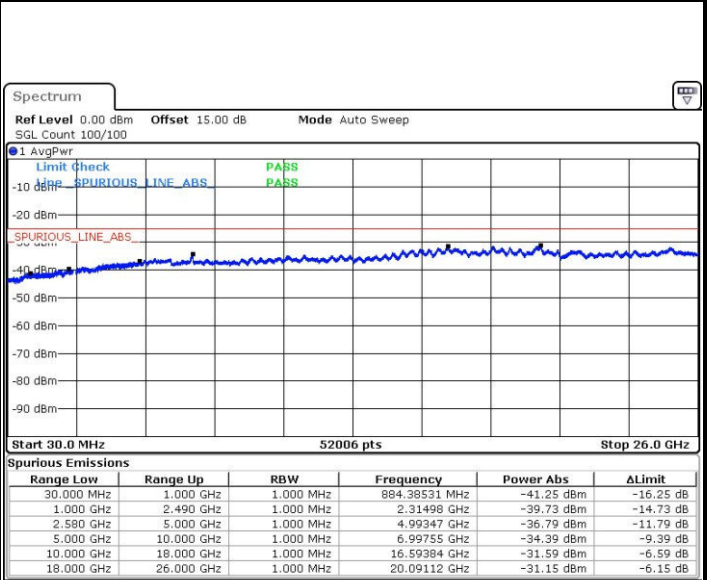
LTE Band 7 / 10MHz

Lowest Channel / QPSK



Date: 1.NOV.2016 09:59:05

Lowest Channel / 16QAM



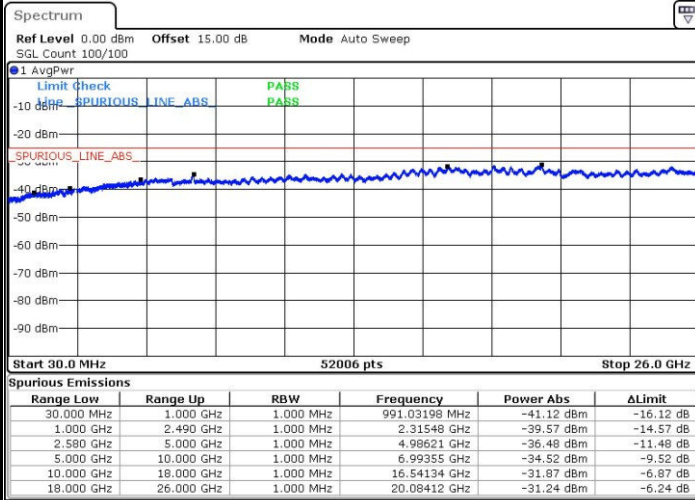
Date: 1.NOV.2016 09:59:59



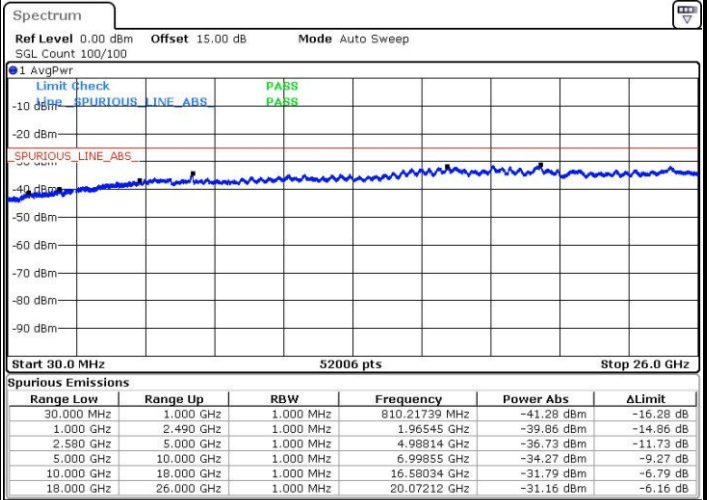
LTE Band 7 / 10MHz

Middle Channel / QPSK

Middle Channel / 16QAM



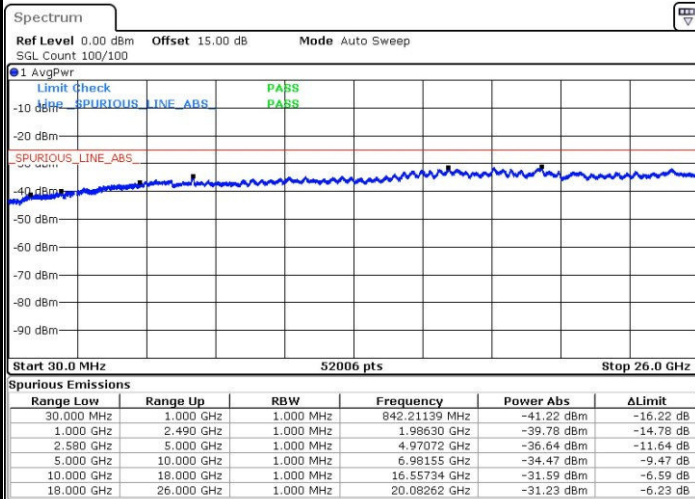
Date: 1.NOV.2016 10:01:37



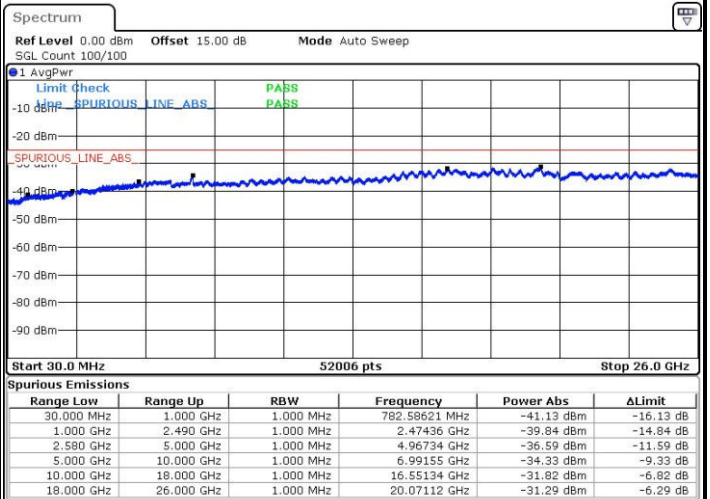
Date: 1.NOV.2016 10:02:31

Highest Channel / QPSK

Highest Channel / 16QAM



Date: 1.NOV.2016 10:08:50



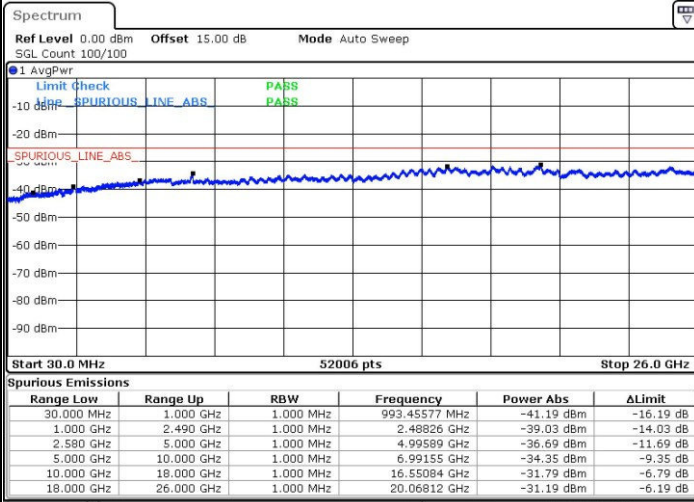
Date: 1.NOV.2016 10:09:45



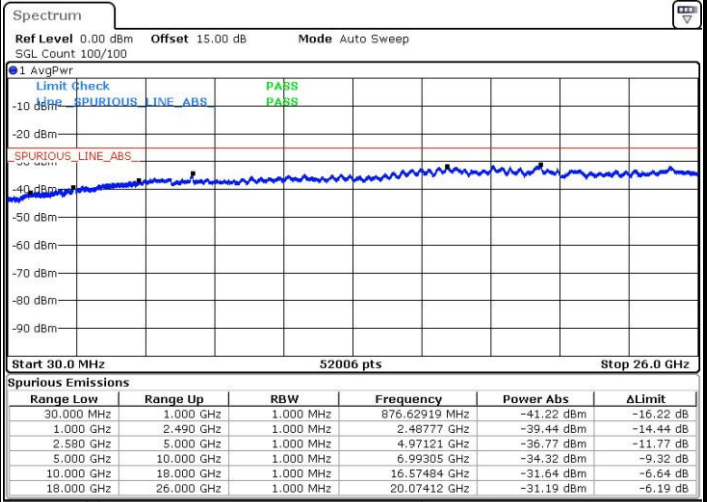
LTE Band 7 / 15MHz

Lowest Channel / QPSK

Lowest Channel / 16QAM



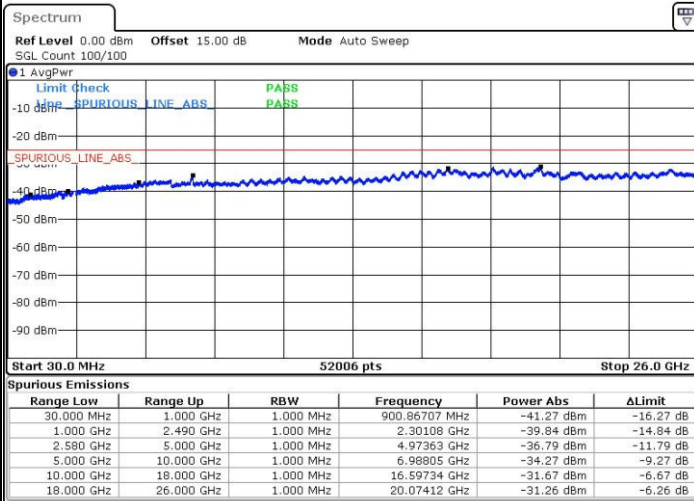
Date: 1.NOV.2016 10:16:03



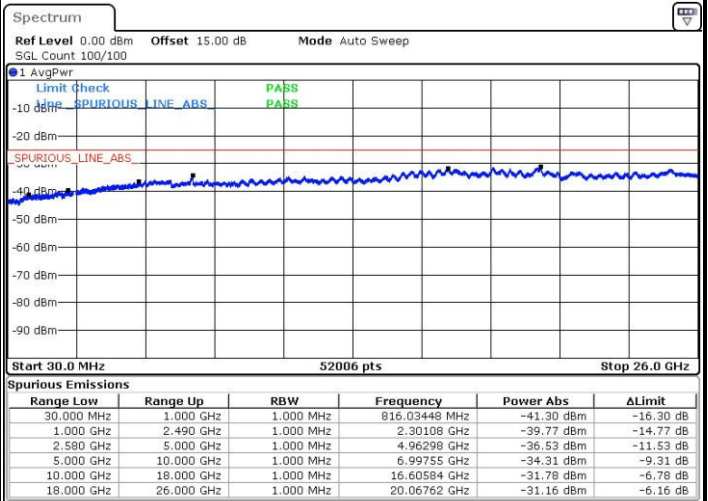
Date: 1.NOV.2016 10:16:57

Middle Channel / QPSK

Middle Channel / 16QAM



Date: 1.NOV.2016 10:18:34

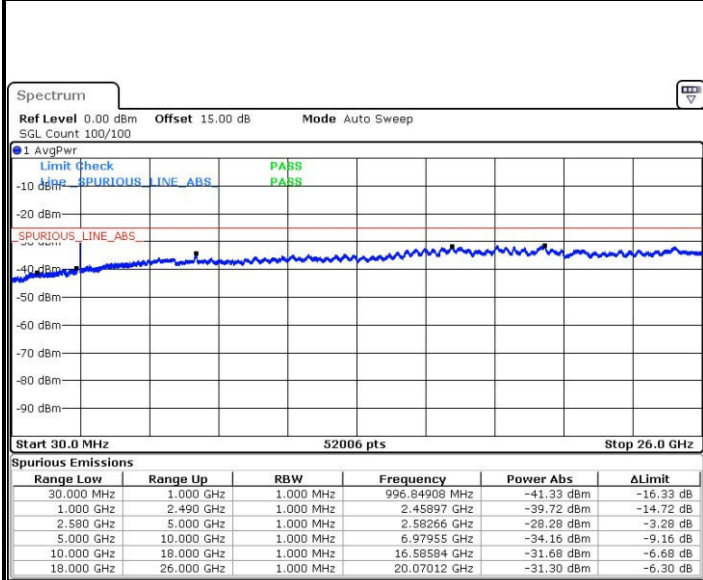


Date: 1.NOV.2016 10:19:29



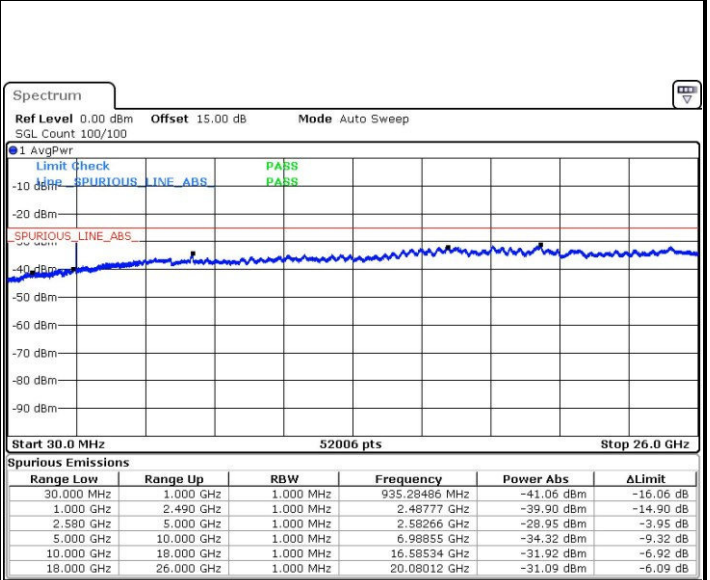
LTE Band7 / 15MHz

Highest Channel / QPSK



Date: 1.NOV.2016 10:25:49

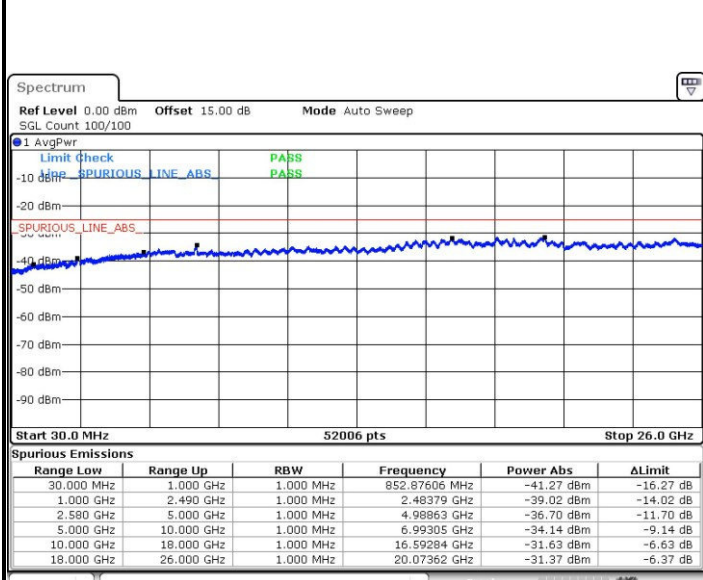
Highest Channel / 16QAM



Date: 1.NOV.2016 10:26:43

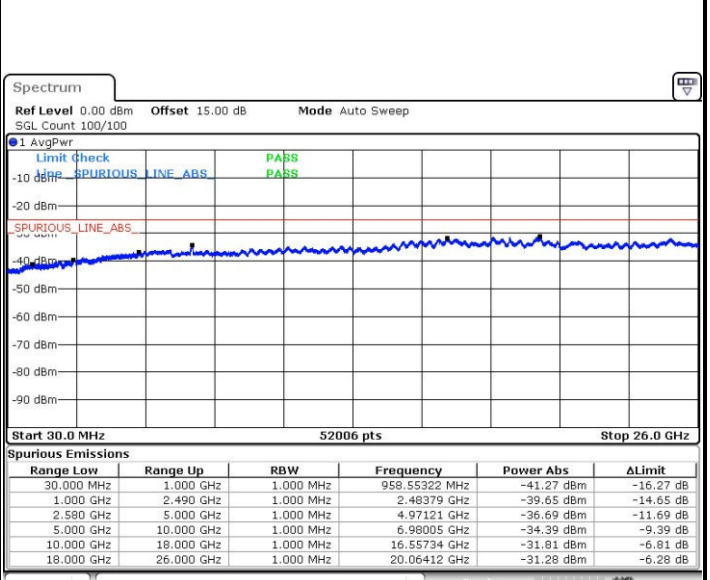
LTE Band 7 / 20MHz

Lowest Channel / QPSK



Date: 1.NOV.2016 10:33:01

Lowest Channel / 16QAM



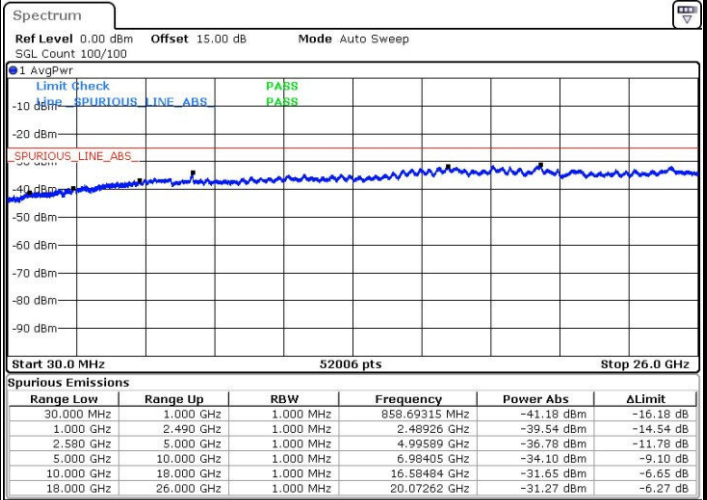
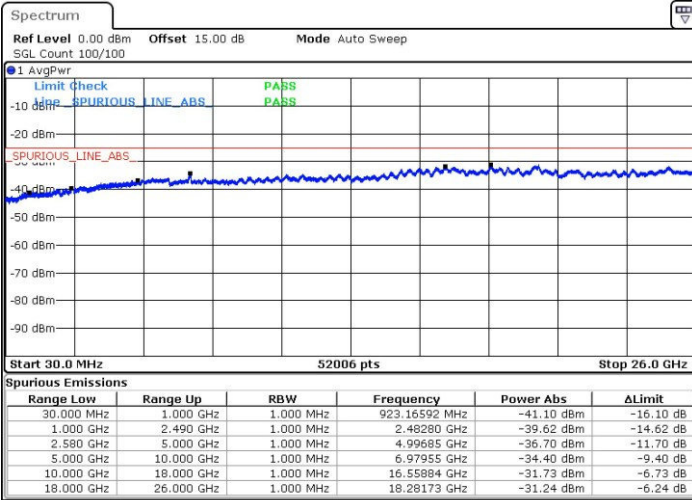
Date: 1.NOV.2016 10:33:55



LTE Band 7 / 20MHz

Middle Channel / QPSK

Middle Channel / 16QAM

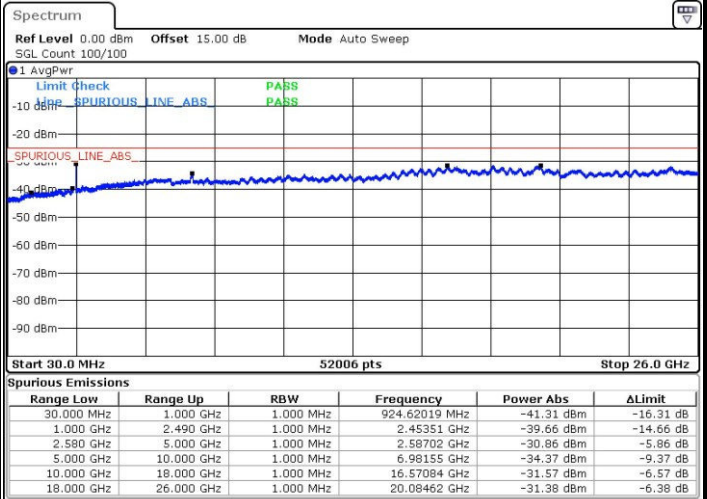
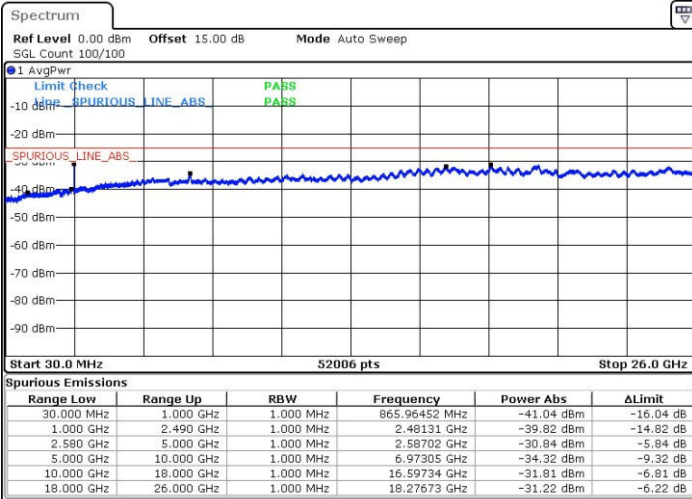


Date: 1.NOV.2016 10:35:33

Date: 1.NOV.2016 10:36:27

Highest Channel / QPSK

Highest Channel / 16QAM



Date: 1.NOV.2016 10:42:47

Date: 1.NOV.2016 10:43:42



Frequency Stability

Test Conditions		LTE Band 2 (QPSK) / Middle Channel	Limit
Temperature (°C)	Voltage (Volt)	BW 10MHz	Note 2.
		Deviation (ppm)	Result
50	Normal Voltage	0.0117	PASS
40	Normal Voltage	0.0053	
30	Normal Voltage	0.0085	
20(Ref.)	Normal Voltage	0.0000	
10	Normal Voltage	0.0048	
0	Normal Voltage	0.0059	
-10	Normal Voltage	0.0213	
-20	Normal Voltage	0.0261	
-30	Normal Voltage	0.0298	
20	Maximum Voltage	0.0043	
20	Normal Voltage	0.0000	
20	Battery End Point	0.0016	

Note:

1. Normal Voltage =3.85 V. ; Battery End Point (BEP) =3.6 V. ; Maximum Voltage =4.4 V.
2. Note: The frequency fundamental emissions stay within the authorized frequency block.



Test Conditions		LTE Band 4 (QPSK) / Middle Channel	Limit
Temperature (°C)	Voltage (Volt)	BW 10MHz	Note 2.
		Deviation (ppm)	Result
50	Normal Voltage	0.0139	PASS
40	Normal Voltage	0.0069	
30	Normal Voltage	0.0035	
20(Ref.)	Normal Voltage	0.0000	
10	Normal Voltage	0.0046	
0	Normal Voltage	0.0040	
-10	Normal Voltage	0.0075	
-20	Normal Voltage	0.0144	
-30	Normal Voltage	0.0115	
20	Maximum Voltage	0.0150	
20	Normal Voltage	0.0000	
20	Battery End Point	0.0121	

Note:

1. Normal Voltage =3.85 V. ; Battery End Point (BEP) =3.6 V. ; Maximum Voltage =4.4 V.
2. Note: The frequency fundamental emissions stay within the authorized frequency block.



Test Conditions		LTE Band 7 (QPSK) / Middle Channel	Limit
Temperature (°C)	Voltage (Volt)	BW 10MHz	Note 2.
		Deviation (ppm)	Result
50	Normal Voltage	0.0028	PASS
40	Normal Voltage	0.0075	
30	Normal Voltage	0.0067	
20(Ref.)	Normal Voltage	0.0000	
10	Normal Voltage	0.0083	
0	Normal Voltage	0.0110	
-10	Normal Voltage	0.0063	
-20	Normal Voltage	0.0043	
-30	Normal Voltage	0.0016	
20	Maximum Voltage	0.0095	
20	Normal Voltage	0.0000	
20	Battery End Point	0.0047	

Note:

1. Normal Voltage =3.85 V. ; Battery End Point (BEP) =3.6 V. ; Maximum Voltage =4.4 V.
2. Note: The frequency fundamental emissions stay within the authorized frequency block.



Appendix B. Test Results of Radiated Test

ERP/EIRP

LTE Band 2 / 1.4MHz (Average)							
Channel	Modulation	RB		Horizontal		Vertical	
		Size	Offset	EIRP(dBm)	EIRP(W)	EIRP(dBm)	EIRP(W)
Lowest	QPSK	3	1	20.42	0.110	20.81	0.121
Middle		3	3	20.57	0.114	20.68	0.117
Highest		3	0	20.63	0.116	20.80	0.120
Lowest	16QAM	1	3	19.43	0.088	19.73	0.094
Middle		1	0	19.57	0.091	19.78	0.095
Highest		1	3	19.72	0.094	19.91	0.098
Limit	EIRP < 2W			Result		PASS	

LTE Band 2 / 3MHz (Average)							
Channel	Modulation	RB		Horizontal		Vertical	
		Size	Offset	EIRP(dBm)	EIRP(W)	EIRP(dBm)	EIRP(W)
Lowest	QPSK	1	8	20.32	0.108	20.65	0.116
Middle		1	8	20.38	0.109	20.59	0.115
Highest		1	8	20.61	0.115	20.78	0.120
Lowest	16QAM	1	8	19.51	0.089	19.84	0.096
Middle		1	8	19.63	0.092	19.83	0.096
Highest		1	8	19.79	0.095	19.97	0.099
Limit	EIRP < 2W			Result		PASS	



LTE Band 2 / 5MHz (Average)							
Channel	Modulation	RB		Horizontal		Vertical	
		Size	Offset	EIRP(dBm)	EIRP(W)	EIRP(dBm)	EIRP(W)
Lowest	QPSK	1	12	20.40	0.110	20.77	0.119
Middle		1	12	20.41	0.110	20.61	0.115
Highest		1	12	20.68	0.117	20.84	0.121
Lowest	16QAM	1	12	19.41	0.087	19.71	0.094
Middle		1	12	19.55	0.090	19.68	0.093
Highest		1	0	19.75	0.094	19.88	0.097
Limit	EIRP < 2W			Result		PASS	

LTE Band 2 / 10MHz (Average)							
Channel	Modulation	RB		Horizontal		Vertical	
		Size	Offset	EIRP(dBm)	EIRP(W)	EIRP(dBm)	EIRP(W)
Lowest	QPSK	1	25	20.19	0.105	20.54	0.113
Middle		1	25	20.34	0.108	20.55	0.114
Highest		1	25	20.48	0.112	20.62	0.115
Lowest	16QAM	1	49	19.37	0.087	19.71	0.094
Middle		1	0	19.47	0.089	19.77	0.095
Highest		1	0	19.63	0.092	19.74	0.094
Limit	EIRP < 2W			Result		PASS	

LTE Band 2 / 15MHz (Average)							
Channel	Modulation	RB		Horizontal		Vertical	
		Size	Offset	EIRP(dBm)	EIRP(W)	EIRP(dBm)	EIRP(W)
Lowest	QPSK	1	37	20.17	0.104	20.32	0.108
Middle		1	37	20.22	0.105	20.40	0.110
Highest		1	37	20.40	0.110	20.48	0.112
Lowest	16QAM	1	37	19.39	0.087	19.70	0.093
Middle		1	37	19.50	0.089	19.89	0.098
Highest		1	0	19.36	0.086	19.50	0.089
Limit	EIRP < 2W			Result		PASS	



LTE Band 2 / 20MHz (Average)							
Channel	Modulation	RB		Horizontal		Vertical	
		Size	Offset	EIRP(dBm)	EIRP(W)	EIRP(dBm)	EIRP(W)
Lowest	QPSK	1	49	20.23	0.105	20.31	0.107
Middle		1	49	20.19	0.105	20.38	0.109
Highest		1	49	20.26	0.106	20.35	0.108
Lowest	16QAM	1	49	19.61	0.091	19.71	0.094
Middle		1	49	19.59	0.091	19.79	0.095
Highest		1	49	19.70	0.093	19.83	0.096
Limit	EIRP < 2W			Result		PASS	

LTE Band 4 / 1.4MHz (Average)							
Channel	Modulation	RB		Horizontal		Vertical	
		Size	Offset	EIRP(dBm)	EIRP(W)	EIRP(dBm)	EIRP(W)
Lowest	QPSK	3	1	20.77	0.119	20.99	0.126
Middle		3	3	20.61	0.115	20.53	0.113
Highest		3	1	20.37	0.109	20.33	0.108
Lowest	16QAM	1	0	19.27	0.085	19.53	0.090
Middle		1	0	19.77	0.095	19.69	0.093
Highest		1	0	19.96	0.099	19.90	0.098
Limit	EIRP < 1W			Result		PASS	

LTE Band 4 / 3MHz (Average)							
Channel	Modulation	RB		Horizontal		Vertical	
		Size	Offset	EIRP(dBm)	EIRP(W)	EIRP(dBm)	EIRP(W)
Lowest	QPSK	1	8	20.57	0.114	20.74	0.119
Middle		1	8	20.41	0.110	20.35	0.108
Highest		1	8	20.22	0.105	20.20	0.105
Lowest	16QAM	1	0	19.19	0.083	19.48	0.089
Middle		1	0	19.70	0.093	19.57	0.091
Highest		1	14	20.03	0.101	19.83	0.096
Limit	EIRP < 1W			Result		PASS	



LTE Band 4 / 5MHz (Average)							
Channel	Modulation	RB		Horizontal		Vertical	
		Size	Offset	EIRP(dBm)	EIRP(W)	EIRP(dBm)	EIRP(W)
Lowest	QPSK	1	12	20.63	0.116	20.77	0.119
Middle		1	12	20.48	0.112	20.38	0.109
Highest		1	12	20.36	0.109	20.26	0.106
Lowest	16QAM	1	24	19.33	0.086	19.55	0.090
Middle		1	0	19.62	0.092	19.78	0.095
Highest		1	24	19.86	0.097	19.79	0.095
Limit	EIRP < 1W			Result		PASS	

LTE Band 4/ 10MHz (Average)							
Channel	Modulation	RB		Horizontal		Vertical	
		Size	Offset	EIRP(dBm)	EIRP(W)	EIRP(dBm)	EIRP(W)
Lowest	QPSK	1	25	20.49	0.112	20.72	0.118
Middle		1	0	20.41	0.110	20.32	0.108
Highest		1	25	20.24	0.106	20.01	0.100
Lowest	16QAM	1	0	19.23	0.084	19.48	0.089
Middle		1	25	19.53	0.090	19.63	0.092
Highest		1	0	19.73	0.094	19.75	0.094
Limit	EIRP < 1W			Result		PASS	

LTE Band 4 / 15MHz (Average)							
Channel	Modulation	RB		Horizontal		Vertical	
		Size	Offset	EIRP(dBm)	EIRP(W)	EIRP(dBm)	EIRP(W)
Lowest	QPSK	1	37	20.42	0.110	20.76	0.119
Middle		1	37	20.40	0.110	20.40	0.110
Highest		1	37	20.10	0.102	20.05	0.101
Lowest	16QAM	1	0	19.22	0.084	19.45	0.088
Middle		1	37	19.52	0.090	19.73	0.094
Highest		1	37	19.85	0.097	19.69	0.093
Limit	EIRP < 1W			Result		PASS	



LTE Band 4 / 20MHz (Average)							
Channel	Modulation	RB		Horizontal		Vertical	
		Size	Offset	EIRP(dBm)	EIRP(W)	EIRP(dBm)	EIRP(W)
Lowest	QPSK	1	49	20.50	0.112	20.62	0.115
Middle		1	49	20.37	0.109	20.35	0.108
Highest		1	49	20.16	0.104	20.25	0.106
Lowest	16QAM	1	0	19.46	0.088	19.57	0.091
Middle		1	49	19.76	0.095	19.70	0.093
Highest		1	49	19.78	0.095	19.83	0.096
Limit	EIRP < 1W			Result		PASS	

LTE Band 7 / 5MHz (Average)							
Channel	Modulation	RB		Horizontal		Vertical	
		Size	Offset	EIRP(dBm)	EIRP(W)	EIRP(dBm)	EIRP(W)
Lowest	QPSK	1	12	21.35	0.137	20.60	0.115
Middle		1	12	20.22	0.105	19.45	0.088
Highest		1	12	19.17	0.083	18.57	0.072
Lowest	16QAM	1	12	20.36	0.109	19.77	0.095
Middle		1	12	19.27	0.085	18.65	0.073
Highest		1	12	18.17	0.066	17.70	0.059
Limit	EIRP < 2W			Result		PASS	

LTE Band 7 / 10MHz (Average)							
Channel	Modulation	RB		Horizontal		Vertical	
		Size	Offset	EIRP(dBm)	EIRP(W)	EIRP(dBm)	EIRP(W)
Lowest	QPSK	1	49	21.26	0.134	20.44	0.111
Middle		1	25	20.15	0.104	19.35	0.086
Highest		1	25	18.99	0.079	18.42	0.070
Lowest	16QAM	1	49	20.25	0.106	19.57	0.091
Middle		1	25	19.20	0.083	18.56	0.072
Highest		1	25	18.13	0.065	17.65	0.058
Limit	EIRP < 2W			Result		PASS	



LTE Band 7 / 15MHz (Average)							
Channel	Modulation	RB		Horizontal		Vertical	
		Size	Offset	EIRP(dBm)	EIRP(W)	EIRP(dBm)	EIRP(W)
Lowest	QPSK	1	37	21.25	0.133	20.50	0.112
Middle		1	37	20.13	0.103	19.31	0.085
Highest		1	37	19.02	0.080	18.46	0.070
Lowest	16QAM	1	37	20.17	0.104	19.58	0.091
Middle		1	37	19.22	0.084	18.59	0.072
Highest		1	37	18.18	0.066	17.70	0.059
Limit	EIRP < 2W			Result		PASS	

LTE Band 7 / 20MHz (Average)							
Channel	Modulation	RB		Horizontal		Vertical	
		Size	Offset	EIRP(dBm)	EIRP(W)	EIRP(dBm)	EIRP(W)
Lowest	QPSK	1	49	21.11	0.129	20.32	0.108
Middle		1	49	19.91	0.098	19.13	0.082
Highest		1	49	18.83	0.076	18.24	0.067
Lowest	16QAM	1	49	20.57	0.114	19.64	0.092
Middle		1	49	19.48	0.089	18.69	0.074
Highest		1	49	18.10	0.065	17.53	0.057
Limit	EIRP < 2W			Result		PASS	



Radiated Spurious Emission

LTE Band 2 / 1.4MHz / QPSK / RB Size 1 Offset 0									
Channel	Frequency (MHz)	EIRP (dBm)	Limit (dBm)	Over Limit (dB)	SPA Reading (dBm)	S.G. Power (dBm)	TX Cable loss (dB)	TX Antenna Gain (dBi)	Polarization (H/V)
Middle	3758.92	-49.02	-13	-36.02	-62.57	-55.06	6.56	12.60	H
	5638.38	-37.93	-13	-24.93	-55.00	-43.03	8	13.10	H
	7517.84	-34.74	-13	-21.74	-55.26	-36.47	9.57	11.30	H
	9399.00	-36.04	-13	-23.04	-60.43	-37.49	10.45	11.90	H
	11276.76	-39.42	-13	-26.42	-63.07	-40.63	11.99	13.20	H
	13156.22	-44.98	-13	-31.98	-69.01	-35.38	11.5	1.90	H
	15035.68	-32.02	-13	-19.02	-59.01	-20.50	13.6	2.08	H
	16915.14	-37.70	-13	-24.70	-67.13	-25.66	15.1	3.06	H
	3758.92	-46.29	-13	-33.29	-59.64	-52.33	6.56	12.6	V
	5638.38	-30.91	-13	-17.91	-50.79	-36.01	8	13.1	V
	7517.84	-29.48	-13	-16.48	-50.92	-31.21	9.57	11.3	V
	9399.00	-34.93	-13	-21.93	-58.72	-36.38	10.45	11.9	V
	11276.76	-33.02	-13	-20.02	-57.86	-34.23	11.99	13.2	V
	13156.22	-37.29	-13	-24.29	-62.02	-27.69	11.5	1.9	V
	15035.68	-33.82	-13	-20.82	-61.33	-22.30	13.6	2.08	V
	16915.14	-40.22	-13	-27.22	-68.97	-28.18	15.1	3.06	V

Remark: Spurious emissions within 30-1000MHz were found more than 20dB below limit line.

LTE Band 2 / 3MHz / QPSK / RB Size 1 Offset 0									
Channel	Frequency (MHz)	EIRP (dBm)	Limit (dBm)	Over Limit (dB)	SPA Reading (dBm)	S.G. Power (dBm)	TX Cable loss (dB)	TX Antenna Gain (dBi)	Polarization (H/V)
Middle	3757.48	-50.47	-13	-37.47	-64.02	-56.51	6.56	12.60	H
	5636.22	-38.22	-13	-25.22	-55.19	-43.32	8	13.10	H
	7514.96	-35.44	-13	-22.44	-55.75	-37.17	9.57	11.30	H
	9393.7	-36.21	-13	-23.21	-60.60	-37.66	10.45	11.90	H
	11272.44	-39.83	-13	-26.83	-63.48	-41.04	11.99	13.20	H
	13151.18	-44.38	-13	-31.38	-68.41	-34.78	11.5	1.90	H
	15029.92	-31.17	-13	-18.17	-58.16	-19.65	13.6	2.08	H
	16908.66	-36.27	-13	-23.27	-65.70	-24.23	15.1	3.06	H
	3757.48	-45.96	-13	-32.96	-59.31	-52.00	6.56	12.6	V
	5636.22	-27.91	-13	-14.91	-48.25	-33.01	8	13.1	V
	7514.96	-31.53	-13	-18.53	-53.18	-33.26	9.57	11.3	V
	9393.7	-35.82	-13	-22.82	-59.59	-37.27	10.45	11.9	V
	11272.44	-33.02	-13	-20.02	-57.86	-34.23	11.99	13.2	V
	13151.18	-36.58	-13	-23.58	-61.31	-26.98	11.5	1.9	V
	15029.92	-34.19	-13	-21.19	-61.7	-22.67	13.6	2.08	V
	16908.66	-40.78	-13	-27.78	-69.53	-28.74	15.1	3.06	V

Remark: Spurious emissions within 30-1000MHz were found more than 20dB below limit line.



LTE Band 2 / 5MHz / QPSK / RB Size 1 Offset 0									
Channel	Frequency (MHz)	EIRP (dBm)	Limit (dBm)	Over Limit (dB)	SPA Reading (dBm)	S.G. Power (dBm)	TX Cable loss (dB)	TX Antenna Gain (dBi)	Polarization (H/V)
Middle	3755.68	-50.12	-13	-37.12	-63.67	-56.16	6.56	12.60	H
	5633.52	-36.61	-13	-23.61	-53.93	-41.71	8	13.10	H
	7511.36	-37.89	-13	-24.89	-57.50	-39.62	9.57	11.30	H
	9389.2	-30.77	-13	-17.77	-56.49	-32.22	10.45	11.90	H
	11267.04	-40.10	-13	-27.10	-63.75	-41.31	11.99	13.20	H
	13144.88	-42.47	-13	-29.47	-66.50	-32.87	11.5	1.90	H
	15022.72	-31.22	-13	-18.22	-58.21	-19.70	13.6	2.08	H
	16900.56	-36.06	-13	-23.06	-65.49	-24.02	15.1	3.06	H
	3755.68	-46.30	-13	-33.30	-59.65	-52.34	6.56	12.6	V
	5633.52	-29.19	-13	-16.19	-49.27	-34.29	8	13.1	V
	7511.36	-30.34	-13	-17.34	-51.67	-32.07	9.57	11.3	V
	9389.2	-33.25	-13	-20.25	-57.72	-34.70	10.45	11.9	V
	11267.04	-33.63	-13	-20.63	-58.11	-34.84	11.99	13.2	V
	13144.88	-38.93	-13	-25.93	-63.66	-29.33	11.5	1.9	V
	15022.72	-32.48	-13	-19.48	-59.99	-20.96	13.6	2.08	V
	16900.56	-40.12	-13	-27.12	-68.87	-28.08	15.1	3.06	V

Remark: Spurious emissions within 30-1000MHz were found more than 20dB below limit line.

LTE Band 2 / 10MHz / QPSK / RB Size 1 Offset 0									
Channel	Frequency (MHz)	EIRP (dBm)	Limit (dBm)	Over Limit (dB)	SPA Reading (dBm)	S.G. Power (dBm)	TX Cable loss (dB)	TX Antenna Gain (dBi)	Polarization (H/V)
Middle	3751	-51.16	-13	-38.16	-64.71	-57.20	6.56	12.60	H
	5626.5	-43.23	-13	-30.23	-59.17	-48.33	8	13.10	H
	7502	-37.13	-13	-24.13	-56.88	-38.86	9.57	11.30	H
	9377.5	-39.09	-13	-26.09	-63.48	-40.54	10.45	11.90	H
	11253	-40.63	-13	-27.63	-64.28	-41.84	11.99	13.20	H
	13128.5	-31.24	-13	-18.24	-57.07	-21.64	11.5	1.90	H
	15004	-30.94	-13	-17.94	-57.93	-19.42	13.6	2.08	H
	16879.5	-35.57	-13	-22.57	-65.00	-23.53	15.1	3.06	H
	3751	-45.79	-13	-32.79	-59.14	-51.83	6.56	12.6	V
	5626.5	-30.45	-13	-17.45	-50.4	-35.55	8	13.1	V
	7502	-31.95	-13	-18.95	-53.45	-33.68	9.57	11.3	V
	9377.5	-37.44	-13	-24.44	-61.21	-38.89	10.45	11.9	V
	11253	-35.44	-13	-22.44	-59.38	-36.65	11.99	13.2	V
	13128.5	-36.62	-13	-23.62	-61.35	-27.02	11.5	1.9	V
	15004	-31.87	-13	-18.87	-59.38	-20.35	13.6	2.08	V
	16879.5	-40.33	-13	-27.33	-69.08	-28.29	15.1	3.06	V

Remark: Spurious emissions within 30-1000MHz were found more than 20dB below limit line.



LTE Band 2 / 15MHz / QPSK / RB Size 1 Offset 0									
Channel	Frequency (MHz)	EIRP (dBm)	Limit (dBm)	Over Limit (dB)	SPA Reading (dBm)	S.G. Power (dBm)	TX Cable loss (dB)	TX Antenna Gain (dBi)	Polarization (H/V)
Middle	3746.68	-48.32	-13	-35.32	-61.87	-54.36	6.56	12.60	H
	5620.02	-32.94	-13	-19.94	-50.91	-38.04	8	13.10	H
	7493.36	-35.60	-13	-22.60	-55.89	-37.33	9.57	11.30	H
	9366.7	-35.17	-13	-22.17	-59.56	-36.62	10.45	11.90	H
	11240.04	-36.51	-13	-23.51	-60.16	-37.72	11.99	13.20	H
	13113.38	-44.82	-13	-31.82	-68.85	-35.22	11.5	1.90	H
	14986.72	-30.82	-13	-17.82	-57.81	-19.30	13.6	2.08	H
	16860.06	-33.43	-13	-20.43	-62.86	-21.39	15.1	3.06	H
	3746.68	-44.56	-13	-31.56	-57.91	-50.60	6.56	12.6	V
	5620.02	-26.08	-13	-13.08	-45.33	-31.18	8	13.1	V
	7493.36	-32.85	-13	-19.85	-54	-34.58	9.57	11.3	V
	9366.7	-35.97	-13	-22.97	-59.74	-37.42	10.45	11.9	V
	11240.04	-31.63	-13	-18.63	-56.79	-32.84	11.99	13.2	V
	13113.38	-36.18	-13	-23.18	-60.91	-26.58	11.5	1.9	V
	14986.72	-33.64	-13	-20.64	-61.15	-22.12	13.6	2.08	V
	16860.06	-38.92	-13	-25.92	-67.67	-26.88	15.1	3.06	V

Remark: Spurious emissions within 30-1000MHz were found more than 20dB below limit line.

LTE Band 2 / 20MHz / QPSK / RB Size 1 Offset 0									
Channel	Frequency (MHz)	EIRP (dBm)	Limit (dBm)	Over Limit (dB)	SPA Reading (dBm)	S.G. Power (dBm)	TX Cable loss (dB)	TX Antenna Gain (dBi)	Polarization (H/V)
Middle	3742.18	-48.15	-13	-35.15	-61.70	-54.19	6.56	12.60	H
	5613.27	-35.02	-13	-22.02	-52.55	-40.12	8	13.10	H
	7484.36	-39.54	-13	-26.54	-58.33	-41.27	9.57	11.30	H
	9355.45	-36.14	-13	-23.14	-60.53	-37.59	10.45	11.90	H
	11226.54	-39.05	-13	-26.05	-62.70	-40.26	11.99	13.20	H
	13097.63	-44.42	-13	-31.42	-68.45	-34.82	11.5	1.90	H
	14968.72	-30.57	-13	-17.57	-57.56	-19.05	13.6	2.08	H
	16839.81	-34.85	-13	-21.85	-64.28	-22.81	15.1	3.06	H
	3742.18	-45.45	-13	-32.45	-58.8	-51.49	6.56	12.6	V
	5613.27	-26.60	-13	-13.60	-45.99	-31.70	8	13.1	V
	7484.36	-31.24	-13	-18.24	-52.99	-32.97	9.57	11.3	V
	9355.45	-36.25	-13	-23.25	-60.02	-37.70	10.45	11.9	V
	11226.54	-34.48	-13	-21.48	-58.59	-35.69	11.99	13.2	V
	13097.63	-35.30	-13	-22.30	-60.03	-25.70	11.5	1.9	V
	14968.72	-32.85	-13	-19.85	-60.36	-21.33	13.6	2.08	V
	16839.81	-38.94	-13	-25.94	-67.69	-26.90	15.1	3.06	V

Remark: Spurious emissions within 30-1000MHz were found more than 20dB below limit line.



LTE Band 4 / 1.4MHz / QPSK / RB Size 1 Offset 0									
Channel	Frequency (MHz)	EIRP (dBm)	Limit (dBm)	Over Limit (dB)	SPA Reading (dBm)	S.G. Power (dBm)	TX Cable loss (dB)	TX Antenna Gain (dBi)	Polarization (H/V)
Middle	3463.74	-47.45	-13	-34.45	-62.20	-53.87	6.18	12.60	H
	5195.61	-41.74	-13	-28.74	-59.74	-46.70	7.74	12.70	H
	6927.48	-35.37	-13	-22.37	-55.94	-38.07	9	11.70	H
	8659.35	-20.47	-13	-7.47	-48.26	-22.39	9.98	11.90	H
	10391.22	-38.51	-13	-25.51	-63.94	-39.46	11.15	12.10	H
	12123.09	-27.21	-13	-14.21	-56.40	-31.90	8.51	13.20	H
	13854.96	-28.54	-13	-15.54	-61.04	-30.98	9.26	11.70	H
	15586.83	-25.29	-13	-12.29	-57.34	-32.58	9.91	17.20	H
	3463.74	-53.87	-13	-40.87	-64.82	-60.29	6.18	12.60	V
	5195.61	-42.13	-13	-29.13	-56.88	-47.09	7.74	12.70	V
	6927.48	-42.65	-13	-29.65	-59.36	-45.35	9	11.70	V
	8659.35	-27.48	-13	-14.48	-51.4	-29.40	9.98	11.90	V
	10391.22	-43.63	-13	-30.63	-67.58	-44.58	11.15	12.10	V
	12123.09	-30.10	-13	-17.10	-58.6	-34.79	8.51	13.20	V
	13854.96	-32.18	-13	-19.18	-64.13	-34.62	9.26	11.70	V
15586.83	-25.28	-13	-12.28	-56.86	-32.57	9.91	17.20	V	

Remark: Spurious emissions within 30-1000MHz were found more than 20dB below limit line.

LTE Band 4 / 3MHz / QPSK / RB Size 1 Offset 0									
Channel	Frequency (MHz)	EIRP (dBm)	Limit (dBm)	Over Limit (dB)	SPA Reading (dBm)	S.G. Power (dBm)	TX Cable loss (dB)	TX Antenna Gain (dBi)	Polarization (H/V)
Middle	3462.48	-47.76	-13	-34.76	-62.51	-54.18	6.18	12.60	H
	5193.72	-40.72	-13	-27.72	-58.72	-45.68	7.74	12.70	H
	6924.96	-32.86	-13	-19.86	-54.76	-35.56	9	11.70	H
	8656.2	-19.28	-13	-6.28	-47.23	-21.20	9.98	11.90	H
	10387.44	-38.25	-13	-25.25	-63.68	-39.20	11.15	12.10	H
	12118.68	-25.37	-13	-12.37	-54.83	-30.06	8.51	13.20	H
	13849.92	-30.55	-13	-17.55	-63.05	-32.99	9.26	11.70	H
	15581.16	-28.58	-13	-15.58	-60.30	-35.87	9.91	17.20	H
	3462.48	-53.70	-13	-40.70	-64.65	-60.12	6.18	12.60	V
	5193.72	-40.51	-13	-27.51	-56.41	-45.47	7.74	12.70	V
	6924.96	-42.63	-13	-29.63	-59.34	-45.33	9	11.70	V
	8656.2	-28.60	-13	-15.60	-52.2	-30.52	9.98	11.90	V
	10387.44	-44.36	-13	-31.36	-68.31	-45.31	11.15	12.10	V
	12118.68	-35.64	-13	-22.64	-62.56	-40.33	8.51	13.20	V
	13849.92	-31.91	-13	-18.91	-63.86	-34.35	9.26	11.70	V
15581.16	-25.12	-13	-12.12	-56.77	-32.41	9.91	17.20	V	

Remark: Spurious emissions within 30-1000MHz were found more than 20dB below limit line.



LTE Band 4 / 5MHz / QPSK / RB Size 1 Offset 0									
Channel	Frequency (MHz)	EIRP (dBm)	Limit (dBm)	Over Limit (dB)	SPA Reading (dBm)	S.G. Power (dBm)	TX Cable loss (dB)	TX Antenna Gain (dBi)	Polarization (H/V)
Middle	3460.68	-46.46	-13	-33.46	-61.21	-52.88	6.18	12.60	H
	5191.02	-40.18	-13	-27.18	-58.18	-45.14	7.74	12.70	H
	6921.36	-35.55	-13	-22.55	-56.08	-38.25	9	11.70	H
	8651.7	-17.70	-13	-4.70	-45.77	-19.62	9.98	11.90	H
	10382.04	-39.48	-13	-26.48	-64.91	-40.43	11.15	12.10	H
	12112.38	-26.39	-13	-13.39	-55.69	-31.08	8.51	13.20	H
	13842.72	-27.49	-13	-14.49	-59.99	-29.93	9.26	11.70	H
	15570	-22.35	-13	-9.35	-54.96	-29.64	9.91	17.20	H
	3460.68	-53.71	-13	-40.71	-64.66	-60.13	6.18	12.60	V
	5191.02	-38.47	-13	-25.47	-54.95	-43.43	7.74	12.70	V
	6921.36	-42.61	-13	-29.61	-59.32	-45.31	9	11.70	V
	8651.7	-29.37	-13	-16.37	-52.8	-31.29	9.98	11.90	V
	10382.04	-42.62	-13	-29.62	-66.57	-43.57	11.15	12.10	V
	12112.38	-32.59	-13	-19.59	-60.19	-37.28	8.51	13.20	V
	13842.72	-29.86	-13	-16.86	-61.81	-32.30	9.26	11.70	V
15570	-27.25	-13	-14.25	-58.52	-34.54	9.91	17.20	V	

Remark: Spurious emissions within 30-1000MHz were found more than 20dB below limit line.

LTE Band 4 / 10MHz / QPSK / RB Size 1 Offset 0									
Channel	Frequency (MHz)	EIRP (dBm)	Limit (dBm)	Over Limit (dB)	SPA Reading (dBm)	S.G. Power (dBm)	TX Cable loss (dB)	TX Antenna Gain (dBi)	Polarization (H/V)
Middle	3456.18	-46.94	-13	-33.94	-61.69	-53.36	6.18	12.60	H
	5184.27	-40.23	-13	-27.23	-58.23	-45.19	7.74	12.70	H
	6912.36	-35.03	-13	-22.03	-55.68	-37.73	9	11.70	H
	8640.45	-17.26	-13	-4.26	-45.39	-19.18	9.98	11.90	H
	10368.54	-36.39	-13	-23.39	-61.82	-37.34	11.15	12.10	H
	12096.63	-26.34	-13	-13.34	-55.64	-31.03	8.51	13.20	H
	13824.72	-31.57	-13	-18.57	-64.07	-34.01	9.26	11.70	H
	15552.81	-25.16	-13	-12.16	-57.27	-32.45	9.91	17.20	H
	3456.18	-55.04	-13	-42.04	-65.99	-61.46	6.18	12.60	V
	5184.27	-39.88	-13	-26.88	-56.05	-44.84	7.74	12.70	V
	6912.36	-42.55	-13	-29.55	-59.26	-45.25	9	11.70	V
	8640.45	-26.67	-13	-13.67	-50.68	-28.59	9.98	11.90	V
	10368.54	-44.12	-13	-31.12	-68.07	-45.07	11.15	12.10	V
	12096.63	-32.67	-13	-19.67	-60.31	-37.36	8.51	13.20	V
	13824.72	-32.47	-13	-19.47	-64.42	-34.91	9.26	11.70	V
15552.81	-22.63	-13	-9.63	-54.67	-29.92	9.91	17.20	V	

Remark: Spurious emissions within 30-1000MHz were found more than 20dB below limit line.



LTE Band 4 / 15MHz / QPSK / RB Size 1 Offset 0									
Channel	Frequency (MHz)	EIRP (dBm)	Limit (dBm)	Over Limit (dB)	SPA Reading (dBm)	S.G. Power (dBm)	TX Cable loss (dB)	TX Antenna Gain (dBi)	Polarization (H/V)
Middle	3451.68	-49.20	-13	-36.20	-63.95	-55.62	6.18	12.60	H
	5177.52	-41.17	-13	-28.17	-59.17	-46.13	7.74	12.70	H
	6903.36	-37.70	-13	-24.70	-57.40	-40.40	9	11.70	H
	8629.2	-19.14	-13	-6.14	-47.11	-21.06	9.98	11.90	H
	10355.04	-35.00	-13	-22.00	-60.43	-35.95	11.15	12.10	H
	12080.88	-28.47	-13	-15.47	-57.29	-33.16	8.51	13.20	H
	13806.72	-29.22	-13	-16.22	-61.72	-31.66	9.26	11.70	H
	15532.56	-25.92	-13	-12.92	-57.68	-33.21	9.91	17.20	H
	3451.68	-54.21	-13	-41.21	-65.16	-60.63	6.18	12.60	V
	5177.52	-42.23	-13	-29.23	-56.99	-47.19	7.74	12.70	V
	6903.36	-45.21	-13	-32.21	-61.92	-47.91	9	11.70	V
	8629.2	-29.96	-13	-16.96	-53.38	-31.88	9.98	11.90	V
	10355.04	-42.95	-13	-29.95	-66.9	-43.90	11.15	12.10	V
	12080.88	-36.21	-13	-23.21	-63.13	-40.90	8.51	13.20	V
	13806.72	-33.39	-13	-20.39	-65.34	-35.83	9.26	11.70	V
15532.56	-25.66	-13	-12.66	-57.08	-32.95	9.91	17.20	V	

Remark: Spurious emissions within 30-1000MHz were found more than 20dB below limit line.

LTE Band 4 / 20MHz / QPSK / RB Size 1 Offset 0									
Channel	Frequency (MHz)	EIRP (dBm)	Limit (dBm)	Over Limit (dB)	SPA Reading (dBm)	S.G. Power (dBm)	TX Cable loss (dB)	TX Antenna Gain (dBi)	Polarization (H/V)
Middle	3447.18	-47.22	-13	-34.22	-61.97	-53.64	6.18	12.60	H
	5170.77	-38.27	-13	-25.27	-56.27	-43.23	7.74	12.70	H
	6894.36	-32.63	-13	-19.63	-54.54	-35.33	9	11.70	H
	8617.95	-14.78	-13	-1.78	-43.12	-16.70	9.98	11.90	H
	10341.54	-34.37	-13	-21.37	-59.80	-35.32	11.15	12.10	H
	12065.13	-27.72	-13	-14.72	-56.71	-32.41	8.51	13.20	H
	13788.72	-30.24	-13	-17.24	-62.74	-32.68	9.26	11.70	H
	15512.31	-24.06	-13	-11.06	-56.35	-31.35	9.91	17.20	H
	3447.18	-53.08	-13	-40.08	-64.03	-59.50	6.18	12.60	V
	5170.77	-35.92	-13	-22.92	-53.22	-40.88	7.74	12.70	V
	6894.36	-43.67	-13	-30.67	-60.38	-46.37	9	11.70	V
	8617.95	-27.32	-13	-14.32	-51.26	-29.24	9.98	11.90	V
	10341.54	-41.01	-13	-28.01	-64.96	-41.96	11.15	12.10	V
	12065.13	-29.80	-13	-16.80	-58.28	-34.49	8.51	13.20	V
	13788.72	-33.70	-13	-20.70	-65.65	-36.14	9.26	11.70	V
15512.31	-25.22	-13	-12.22	-56.83	-32.51	9.91	17.20	V	

Remark: Spurious emissions within 30-1000MHz were found more than 20dB below limit line.



LTE Band 7 / 5MHz / QPSK / RB Size 1 Offset 0									
Channel	Frequency (MHz)	EIRP (dBm)	Limit (dBm)	Over Limit (dB)	SPA Reading (dBm)	S.G. Power (dBm)	TX Cable loss (dB)	TX Antenna Gain (dBi)	Polarization (H/V)
Middle	5065.68	-48.22	-25	-23.22	-64.42	-59.98	0.94	12.70	H
	7598.52	-35.97	-25	-10.97	-57.34	-45.98	1.69	11.70	H
	10131.36	-36.78	-25	-11.78	-61.14	-47.44	1.44	12.10	H
	12664.20	-29.10	-25	-4.10	-59.20	-33.97	8.73	13.60	H
	15197.04	-38.09	-25	-13.09	-69.69	-42.11	9.58	13.60	H
	17729.88	-37.40	-25	-12.40	-73.74	-35.96	10.34	8.90	H
	5065.68	-49.87	-25	-24.87	-65.62	-61.63	0.94	12.70	V
	7598.52	-41.86	-25	-16.86	-62.85	-51.87	1.69	11.70	V
	10131.36	-44.86	-25	-19.86	-67.76	-55.52	1.44	12.10	V
	12664.20	-35.37	-25	-10.37	-63.61	-40.24	8.73	13.60	V
	15197.04	-35.33	-25	-10.33	-68.60	-39.35	9.58	13.60	V
	17729.88	-43.64	-25	-18.64	-78.49	-42.20	10.34	8.90	V

Remark: Spurious emissions within 30-1000MHz were found more than 20dB below limit line.

LTE Band 7 / 10MHz / QPSK / RB Size 1 Offset 0									
Channel	Frequency (MHz)	EIRP (dBm)	Limit (dBm)	Over Limit (dB)	SPA Reading (dBm)	S.G. Power (dBm)	TX Cable loss (dB)	TX Antenna Gain (dBi)	Polarization (H/V)
Middle	5061.18	-47.31	-25	-22.31	-63.51	-59.07	0.94	12.70	H
	7591.77	-34.91	-25	-9.91	-56.28	-44.92	1.69	11.70	H
	10122.36	-36.70	-25	-11.70	-61.06	-47.36	1.44	12.10	H
	12652.95	-30.05	-25	-5.05	-59.80	-34.92	8.73	13.60	H
	15183.54	-37.54	-25	-12.54	-69.14	-41.56	9.58	13.60	H
	17714.13	-35.07	-25	-10.07	-71.41	-33.63	10.34	8.90	H
	5061.18	-49.22	-25	-24.22	-64.97	-60.98	0.94	12.70	V
	7591.77	-41.06	-25	-16.06	-62.05	-51.07	1.69	11.70	V
	10122.36	-44.35	-25	-19.35	-67.25	-55.01	1.44	12.10	V
	12652.95	-35.59	-25	-10.59	-63.83	-40.46	8.73	13.60	V
	15183.54	-33.93	-25	-8.93	-67.20	-37.95	9.58	13.60	V
	17714.13	-42.61	-25	-17.61	-77.46	-41.17	10.34	8.90	V

Remark: Spurious emissions within 30-1000MHz were found more than 20dB below limit line.



LTE Band 7 / 15MHz / QPSK / RB Size 1 Offset 0									
Channel	Frequency (MHz)	EIRP (dBm)	Limit (dBm)	Over Limit (dB)	SPA Reading (dBm)	S.G. Power (dBm)	TX Cable loss (dB)	TX Antenna Gain (dBi)	Polarization (H/V)
Middle	5056.68	-45.60	-25	-20.60	-61.80	-57.36	0.94	12.70	H
	7585.02	-34.26	-25	-9.26	-55.63	-44.27	1.69	11.70	H
	10113.00	-36.56	-25	-11.56	-60.92	-47.22	1.44	12.10	H
	12641.70	-27.59	-25	-2.59	-57.78	-32.46	8.73	13.60	H
	15170.04	-35.13	-25	-10.13	-66.73	-39.15	9.58	13.60	H
	17698.38	-34.48	-25	-9.48	-70.82	-33.04	10.34	8.90	H
	5056.68	-47.43	-25	-22.43	-63.18	-59.19	0.94	12.70	V
	7585.02	-40.97	-25	-15.97	-61.96	-50.98	1.69	11.70	V
	10113.00	-44.20	-25	-19.20	-67.1	-54.86	1.44	12.10	V
	12641.70	-33.82	-25	-8.82	-62.77	-38.69	8.73	13.60	V
	15170.04	-33.90	-25	-8.90	-67.17	-37.92	9.58	13.60	V
	17698.38	-42.30	-25	-17.30	-77.15	-40.86	10.34	8.90	V

Remark: Spurious emissions within 30-1000MHz were found more than 20dB below limit line.

LTE Band 7 / 20MHz / QPSK / RB Size 1 Offset 0									
Channel	Frequency (MHz)	EIRP (dBm)	Limit (dBm)	Over Limit (dB)	SPA Reading (dBm)	S.G. Power (dBm)	TX Cable loss (dB)	TX Antenna Gain (dBi)	Polarization (H/V)
Middle	5052.18	-43.49	-25	-18.49	-59.69	-55.25	0.94	12.70	H
	7578.27	-34.54	-25	-9.54	-55.91	-44.55	1.69	11.70	H
	10104.36	-36.70	-25	-11.70	-61.06	-47.36	1.44	12.10	H
	12630.45	-26.40	-25	-1.40	-56.59	-31.27	8.73	13.60	H
	15156.54	-34.89	-25	-9.89	-66.49	-38.91	9.58	13.60	H
	17682.63	-34.30	-25	-9.30	-70.64	-32.86	10.34	8.90	H
	5052.18	-45.10	-25	-20.10	-60.85	-56.86	0.94	12.70	V
	7578.27	-40.25	-25	-15.25	-61.24	-50.26	1.69	11.70	V
	10104.36	-44.52	-25	-19.52	-67.42	-55.18	1.44	12.10	V
	12630.45	-33.48	-25	-8.48	-62.28	-38.35	8.73	13.60	V
	15156.54	-33.88	-25	-8.88	-67.15	-37.90	9.58	13.60	V
	17682.63	-41.11	-25	-16.11	-75.96	-39.67	10.34	8.90	V

Remark: Spurious emissions within 30-1000MHz were found more than 20dB below limit line.