



The Photos of SAR test

Shenzhen Sang Fei Consumer Communications Co., Ltd

WG-Raptor

Model Name: Philips W3500

Marketing Name: W3500

FCC ID: VQRCTW3500

with

Hardware Version: TMAO

Software Version: Philips_T3500_WCDMA_4+8_GPS_V1.0_20131031

Issued Date: 2013-12-04

Test Laboratory:

TMC Beijing, Telecommunication Metrology Center of MIIT

No. 52, Huayuan Bei Road, Haidian District, Beijing, P. R. China 100191.

Tel:+86(0)10-62304633-2079, Fax:+86(0)10-62304633 Email:welcome@emcite.com. www.emcite.com




Picture 1: front side of the sample




Picture 2: back side of the sample



Picture 3: Left Hand Touch Cheek Position



Picture 4: Left Hand Tilt 15° Position



Picture 5: Right Hand Touch Cheek Position




Picture 6: Right Hand Tilt 15° Position

Test positions for body:

The Body SAR is tested at the following 2 test positions all with the distance =10mm between the EUT and the phantom bottom:



Picture 7: Toward Phantom



Picture 8: Toward Ground