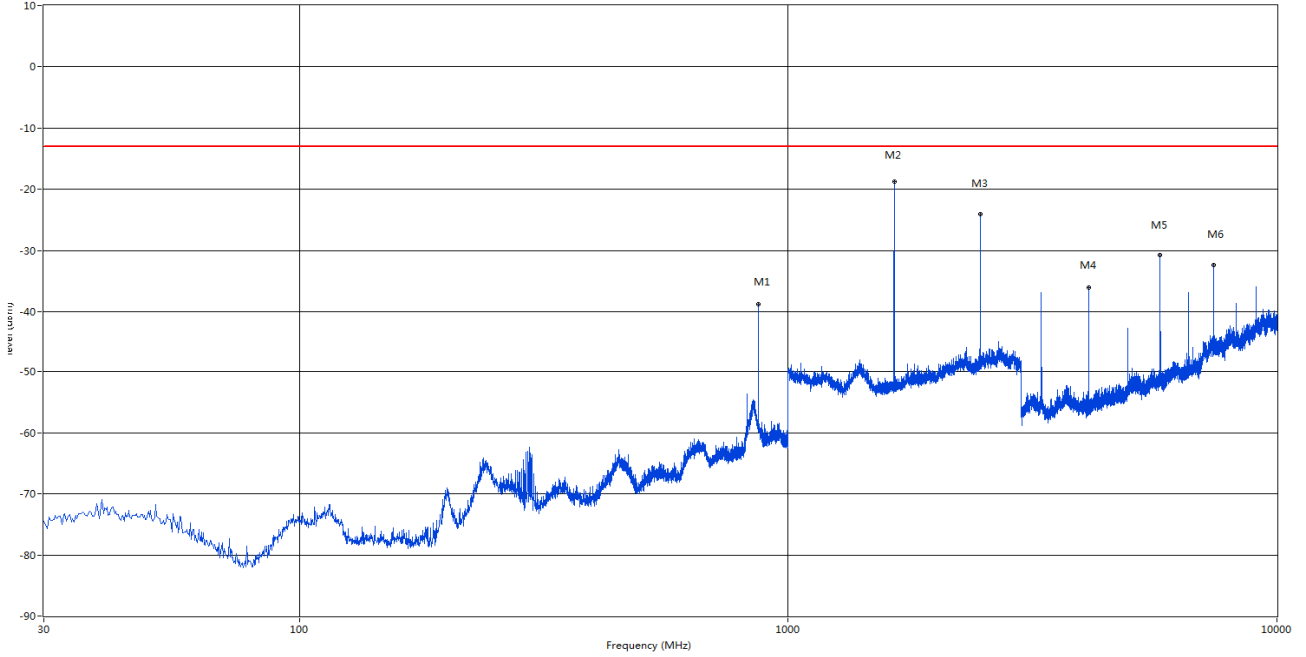

A.7 Field Strength of Spurious Radiation

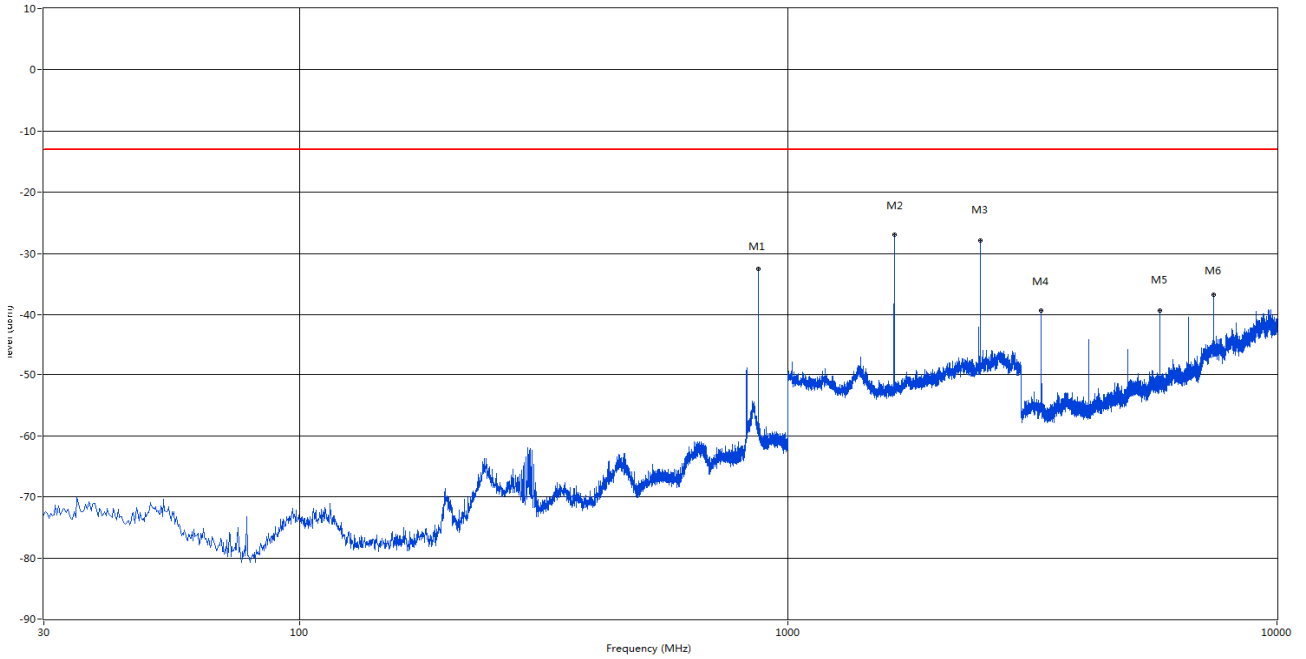
1.1. GSM850 CH128

RSE Test case_FCC PART22&24&27_FCC PART 22_850_GSM 850&CDMA BC0&WCDMA B5<E B5&26



Frequency (MHz)	Result (dBm)	Factor (dB)	PK Limit (dBm)	Margin (dB)	Table (o)	ANT	EUT	Verdict
869.050	-38.72	9.61	-13.0	25.72	325.80	Horizontal	Horizontal	N/A
1648.000	-18.78	9.88	-13.0	5.78	16.00	Horizontal	Horizontal	Pass
2472.500	-24.02	13.61	-13.0	11.02	67.70	Horizontal	Horizontal	Pass
4121.250	-36.03	19.62	-13.0	23.03	54.10	Horizontal	Horizontal	Pass
5769.000	-30.78	23.09	-13.0	17.78	108.10	Horizontal	Horizontal	Pass
7418.000	-32.31	28.94	-13.0	19.31	67.30	Horizontal	Horizontal	Pass

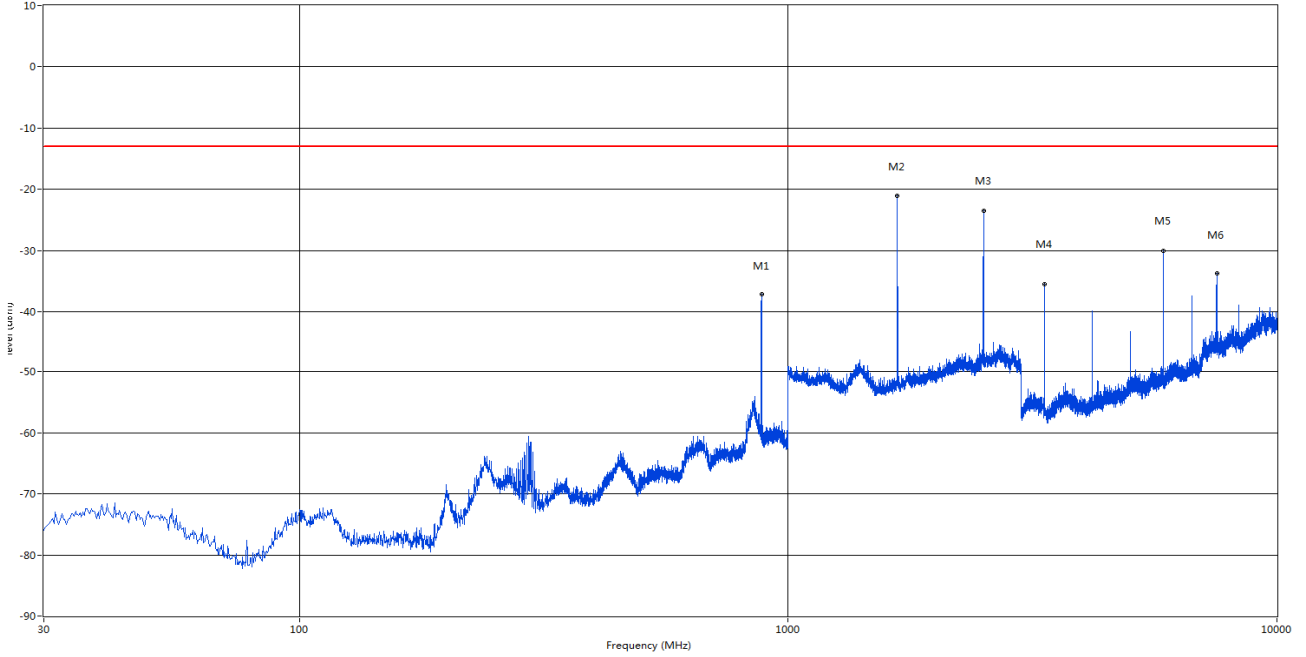
RSE Test case_FCC PART22&24&27_FCC PART 22_850_GSM 850&CDMA BC0&WCDMA B5<E B5&26



Frequency (MHz)	Result (dBm)	Factor (dB)	PK Limit (dBm)	Margin (dB)	Table (o)	ANT	EUT	Verdict
869.292	-32.47	9.59	-13.0	19.47	355.30	Vertical	Vertical	N/A
1648.000	-28.61	9.88	-13.0	15.61	0.00	Vertical	Vertical	Pass
2472.500	-27.89	13.61	-13.0	14.89	4.00	Vertical	Vertical	Pass
3296.250	-39.35	17.93	-13.0	26.35	16.70	Vertical	Vertical	Pass
5769.750	-39.29	23.09	-13.0	26.29	0.70	Vertical	Vertical	Pass
7417.000	-36.70	28.91	-13.0	23.70	189.20	Vertical	Vertical	Pass

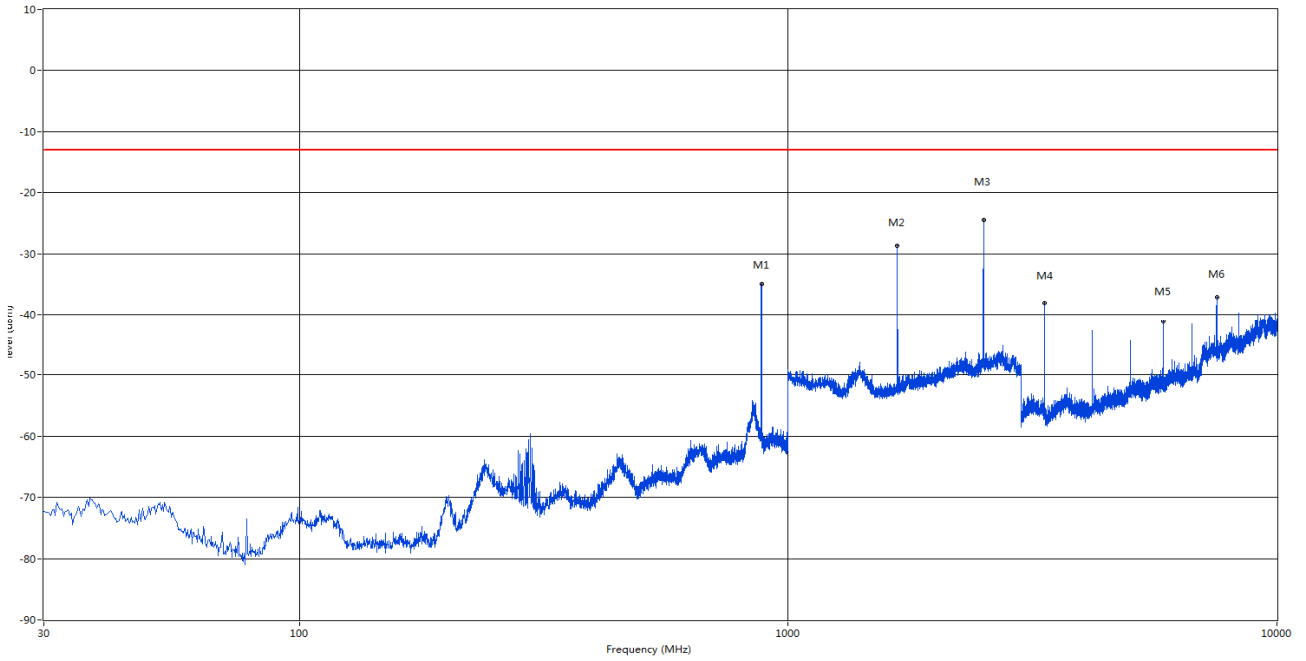
1.2. GSM850 CH190

RSE Test case_FCC PART22&24&27_FCC PART 22_850_GSM 850&CDMA BC0&WCDMA B5<E B5&26



Frequency (MHz)	Result (dBm)	Factor (dB)	PK Limit (dBm)	Margin (dB)	Table (o)	ANT	EUT	Verdict
881.660	-37.19	7.98	-13.0	24.19	328.50	Horizontal	Horizontal	N/A
1673.000	-21.10	10.44	-13.0	8.10	27.50	Horizontal	Horizontal	Pass
2509.500	-23.55	14.50	-13.0	10.55	100.60	Horizontal	Horizontal	Pass
3345.750	-35.49	17.36	-13.0	22.49	29.30	Horizontal	Horizontal	Pass
5856.750	-30.12	22.78	-13.0	17.12	108.60	Horizontal	Horizontal	Pass
7529.000	-33.76	28.60	-13.0	20.76	55.10	Horizontal	Horizontal	Pass

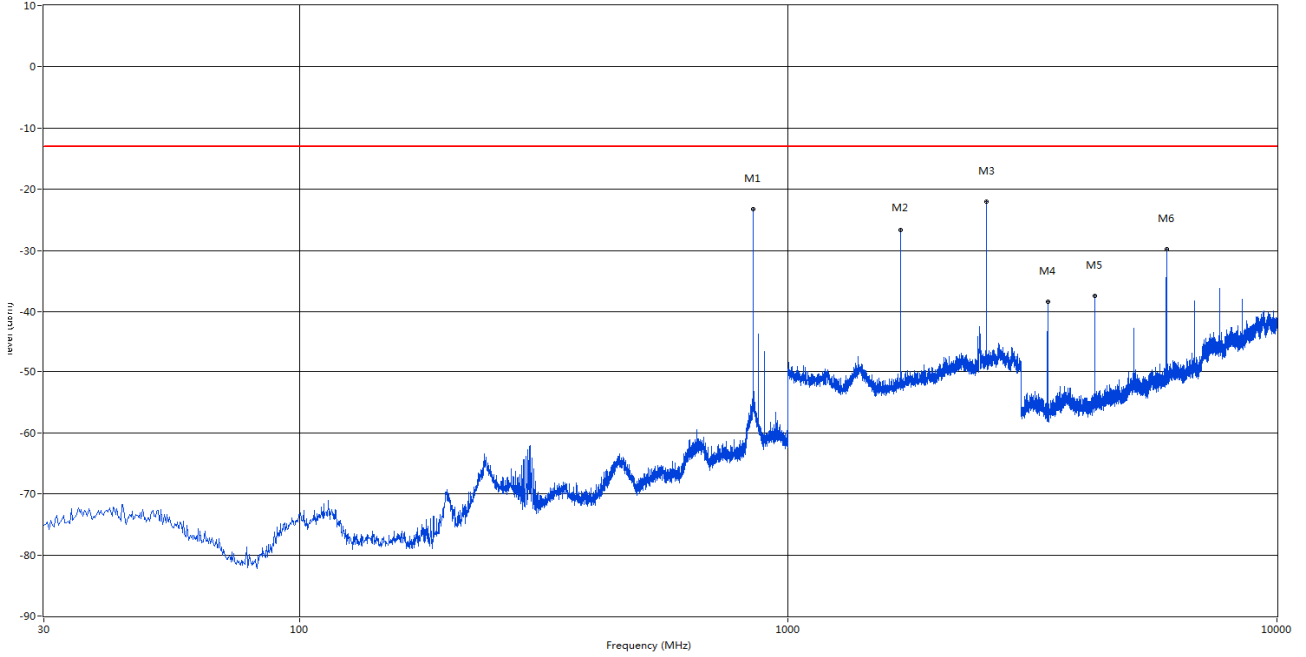
RSE Test case_FCC PART22&24&27_FCC PART 22_850_GSM 850&CDMA BC0&WCDMA B5<E B5&26



Frequency (MHz)	Result (dBm)	Factor (dB)	PK Limit (dBm)	Margin (dB)	Table (o)	ANT	EUT	Verdict
881.660	-35.01	7.98	-13.0	22.01	343.50	Vertical	Vertical	N/A
1673.500	-28.66	10.45	-13.0	15.66	94.50	Vertical	Vertical	Pass
2510.000	-24.48	14.52	-13.0	11.48	19.20	Vertical	Vertical	Pass
3346.500	-38.14	17.34	-13.0	25.14	17.90	Vertical	Vertical	Pass
5856.000	-41.26	22.78	-13.0	28.26	348.70	Vertical	Vertical	Pass
7530.000	-39.11	28.61	-13.0	26.11	141.60	Vertical	Vertical	Pass

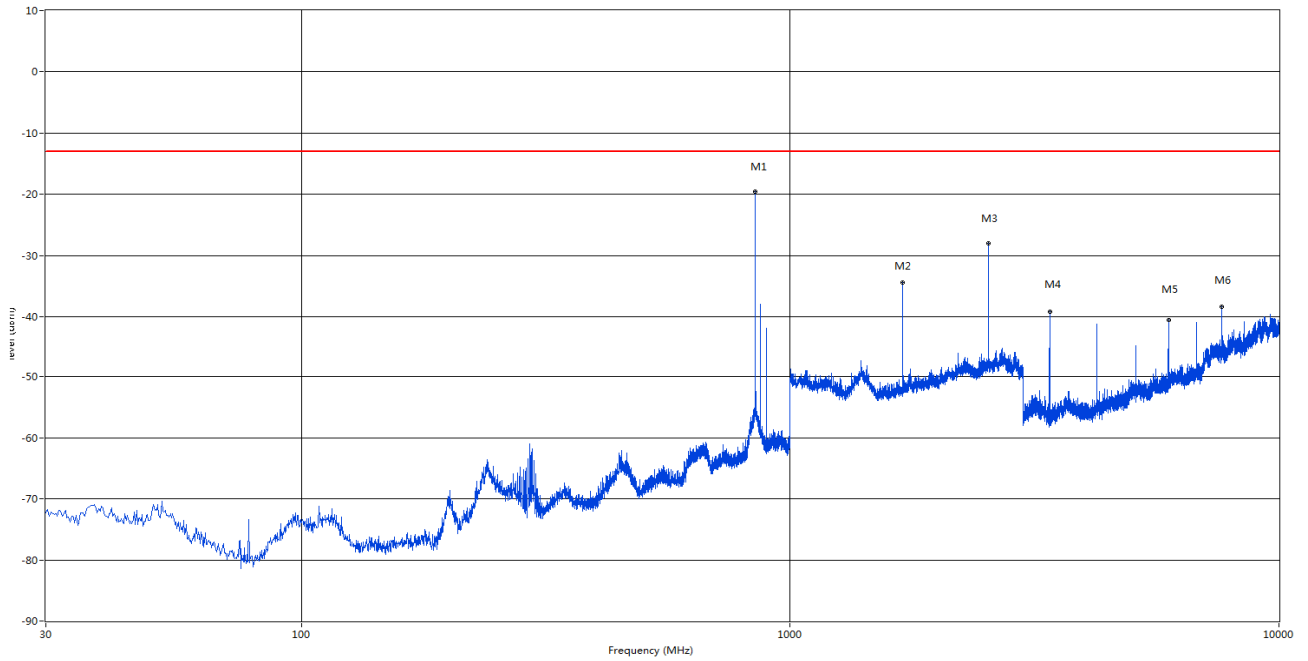
1.3. GSM850 CH251

RSE Test case_FCC PART22&24&27_FCC PART 22_850_GSM 850&CDMA BC0&WCDMA B5<E B5&26



Frequency (MHz)	Result (dBm)	Factor (dB)	PK Limit (dBm)	Margin (dB)	Table (o)	ANT	EUT	Verdict
848.680	-26.93	12.61	-13.0	13.93	313.80	Horizontal	Horizontal	N/A
1697.500	-26.69	10.29	-13.0	13.69	338.60	Horizontal	Horizontal	Pass
2546.500	-22.00	15.18	-13.0	9.00	72.90	Horizontal	Horizontal	Pass
3394.500	-38.34	16.94	-13.0	25.34	27.20	Horizontal	Horizontal	Pass
4243.500	-37.37	20.14	-13.0	24.37	50.00	Horizontal	Horizontal	Pass
5940.750	-29.76	23.13	-13.0	16.76	109.40	Horizontal	Horizontal	Pass

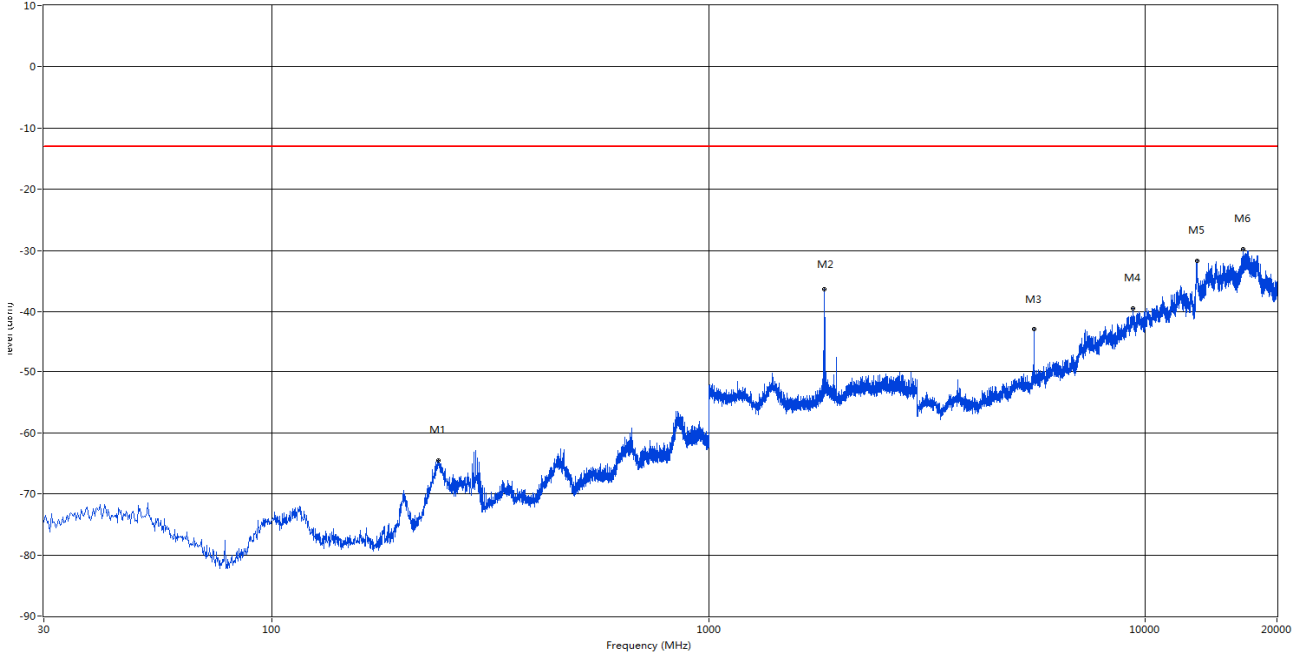
RSE Test case_FCC PART22&24&27_FCC PART 22_850_GSM 850&CDMA BC0&WCDMA B5<E B5&26



Frequency (MHz)	Result (dBm)	Factor (dB)	PK Limit (dBm)	Margin (dB)	Table (o)	ANT	EUT	Verdict
848.680	-19.55	12.61	-13.0	6.55	177.90	Vertical	Vertical	N/A
1697.500	-35.41	10.29	-13.0	22.41	15.80	Vertical	Vertical	Pass
2546.500	-28.05	15.18	-13.0	15.05	108.10	Vertical	Vertical	Pass
3395.250	-39.19	16.93	-13.0	26.19	19.50	Vertical	Vertical	Pass
5941.500	-40.51	23.12	-13.0	27.51	309.00	Vertical	Vertical	Pass
7639.000	-40.54	29.40	-13.0	27.54	80.60	Vertical	Vertical	Pass

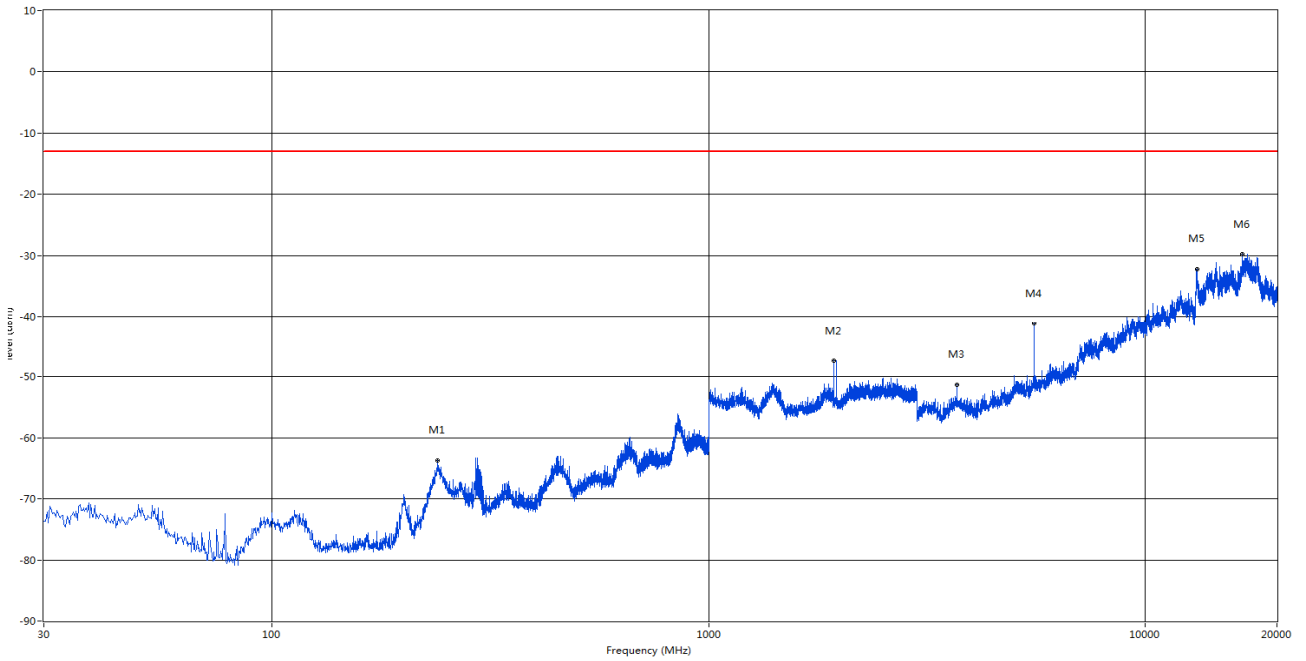
1.4. GSM1900 CH512

RSE Test case_FCC PART22&24&27_FCC PART 24_1900_GSM 1900&WCDMA B2&CDMA BC1<E B2&25



Frequency (MHz)	Result (dBm)	Factor (dB)	PK Limit (dBm)	Margin (dB)	Table (o)	ANT	EUT	Verdict
240.732	-64.50	2.52	-13.0	51.50	299.50	Horizontal	Horizontal	Pass
1841.000	-36.35	9.99	-13.0	23.35	68.10	Horizontal	Horizontal	N/A
5549.625	-42.94	23.06	-13.0	29.94	235.50	Horizontal	Horizontal	Pass
9369.187	-39.52	34.36	-13.0	26.52	311.80	Horizontal	Horizontal	Pass
13117.938	-31.71	41.86	-13.0	18.71	0.00	Horizontal	Horizontal	Pass
16697.625	-29.72	38.19	-13.0	16.72	152.20	Horizontal	Horizontal	Pass

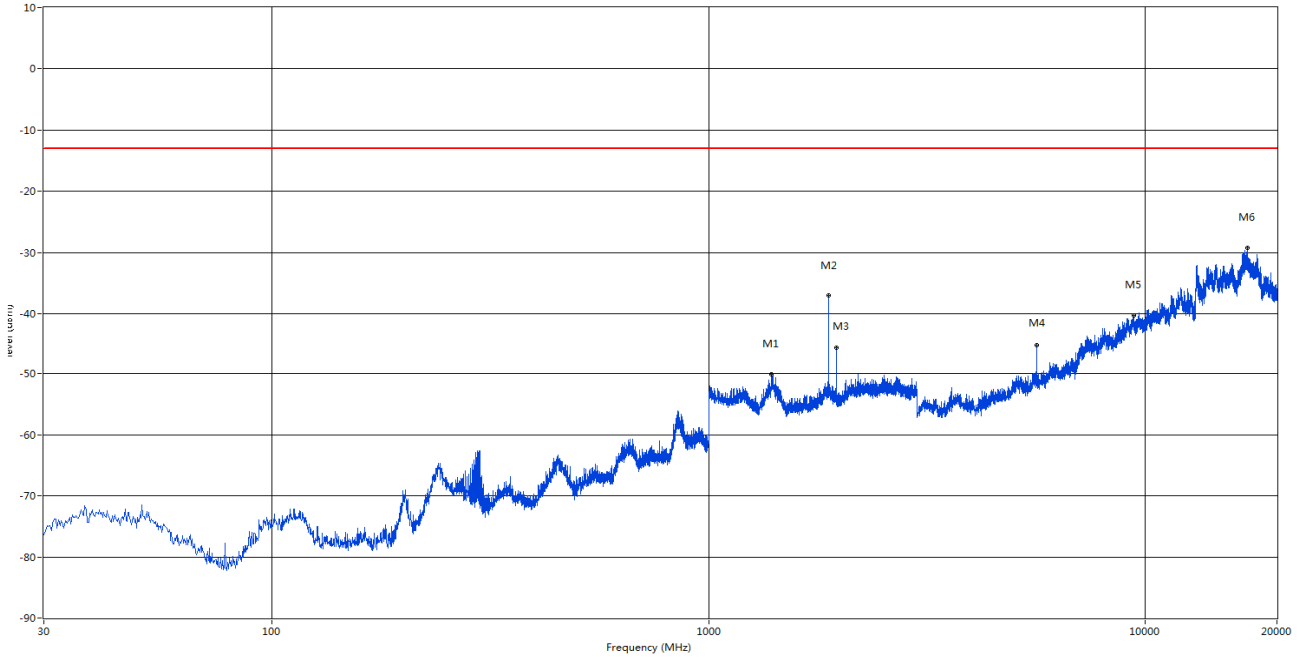
RSE Test case_FCC PART22&24&27_FCC PART 24_1900_GSM 1900&WCDMA B2&CDMA BC1<E B2&25



Frequency (MHz)	Result (dBm)	Factor (dB)	PK Limit (dBm)	Margin (dB)	Table (o)	ANT	EUT	Verdict
239.278	-63.75	2.43	-13.0	50.75	359.30	Vertical	Horizontal	Pass
1930.000	-47.39	8.78	-13.0	34.39	315.40	Vertical	Horizontal	N/A
3699.562	-51.31	19.73	-13.0	38.31	45.20	Vertical	Horizontal	Pass
5549.625	-41.25	23.06	-13.0	28.25	31.10	Vertical	Horizontal	Pass
13116.125	-32.22	41.93	-13.0	19.22	85.10	Vertical	Horizontal	Pass
16681.312	-29.83	38.04	-13.0	16.83	327.30	Vertical	Horizontal	Pass

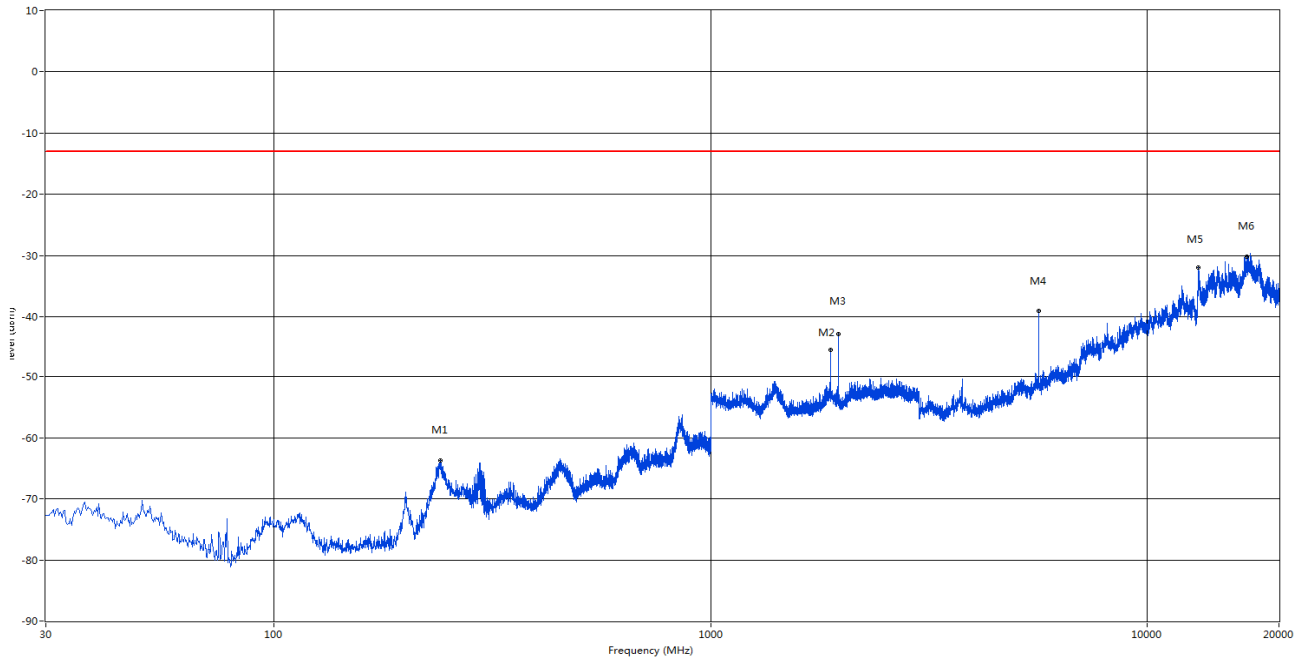
1.5. GSM1900 CH661

RSE Test case_FCC PART22&24&27_FCC PART 24_1900_GSM 1900&WCDMA B2&CDMA BC1<E B2&25



Frequency (MHz)	Result (dBm)	Factor (dB)	PK Limit (dBm)	Margin (dB)	Table (o)	ANT	EUT	Verdict
1388.500	-50.10	9.32	-13.0	37.10	254.90	Horizontal	Horizontal	Pass
1880.000	-37.04	9.77	-13.0	24.04	69.70	Horizontal	Horizontal	N/A
1960.000	-45.68	8.60	-13.0	32.68	141.00	Horizontal	Horizontal	N/A
5639.813	-45.37	22.49	-13.0	32.37	182.70	Horizontal	Horizontal	Pass
9383.812	-40.27	34.58	-13.0	27.27	51.50	Horizontal	Horizontal	Pass
17089.125	-29.20	39.69	-13.0	16.20	188.70	Horizontal	Horizontal	Pass

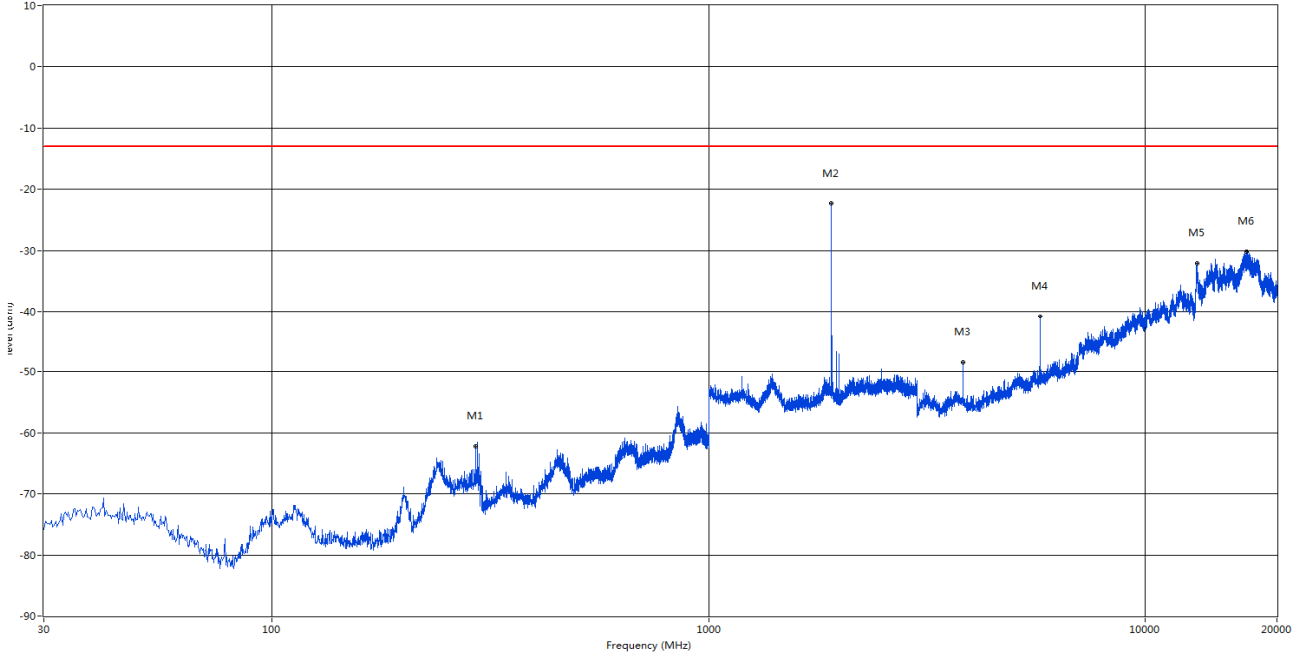
RSE Test case_FCC PART22&24&27_FCC PART 24_1900_GSM 1900&WCDMA B2&CDMA BC1<E B2&25



Frequency (MHz)	Result (dBm)	Factor (dB)	PK Limit (dBm)	Margin (dB)	Table (o)	ANT	EUT	Verdict
239.762	-63.72	2.64	-13.0	50.72	360.00	Vertical	Horizontal	Pass
1880.000	-45.63	9.77	-13.0	32.63	82.60	Vertical	Horizontal	N/A
1960.000	-43.48	8.60	-13.0	30.48	227.30	Vertical	Horizontal	N/A
5639.813	-47.35	22.49	-13.0	34.35	358.00	Vertical	Horizontal	Pass
13098.000	-31.98	42.42	-13.0	18.98	1.30	Vertical	Horizontal	Pass
16895.188	-30.15	38.77	-13.0	17.15	355.50	Vertical	Horizontal	Pass

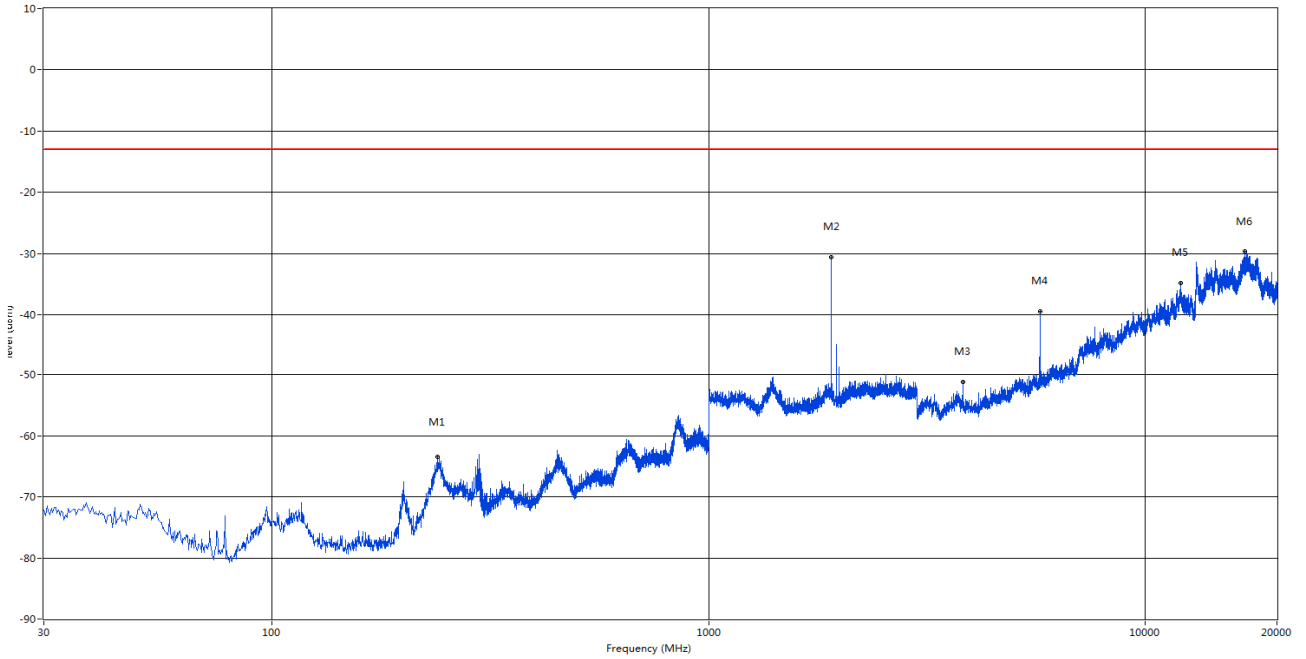
1.6.GSM1900 CH810

RSE Test case_FCC PART22&24&27_FCC PART 24_1900_GSM 1900&WCDMA B2&CDMA BC1<E B2&25



Frequency (MHz)	Result (dBm)	Factor (dB)	PK Limit (dBm)	Margin (dB)	Table (o)	ANT	EUT	Verdict
292.627	-62.17	-5.35	-13.0	49.17	194.10	Horizontal	Horizontal	Pass
1910.000	-22.32	9.55	-13.0	9.32	68.60	Horizontal	Horizontal	N/A
3819.000	-48.43	19.63	-13.0	35.43	226.00	Horizontal	Horizontal	Pass
5730.000	-40.80	22.54	-13.0	27.80	146.00	Horizontal	Horizontal	Pass
13108.875	-32.07	42.21	-13.0	19.07	3.10	Horizontal	Horizontal	Pass
17052.875	-30.21	39.36	-13.0	17.21	270.70	Horizontal	Horizontal	Pass

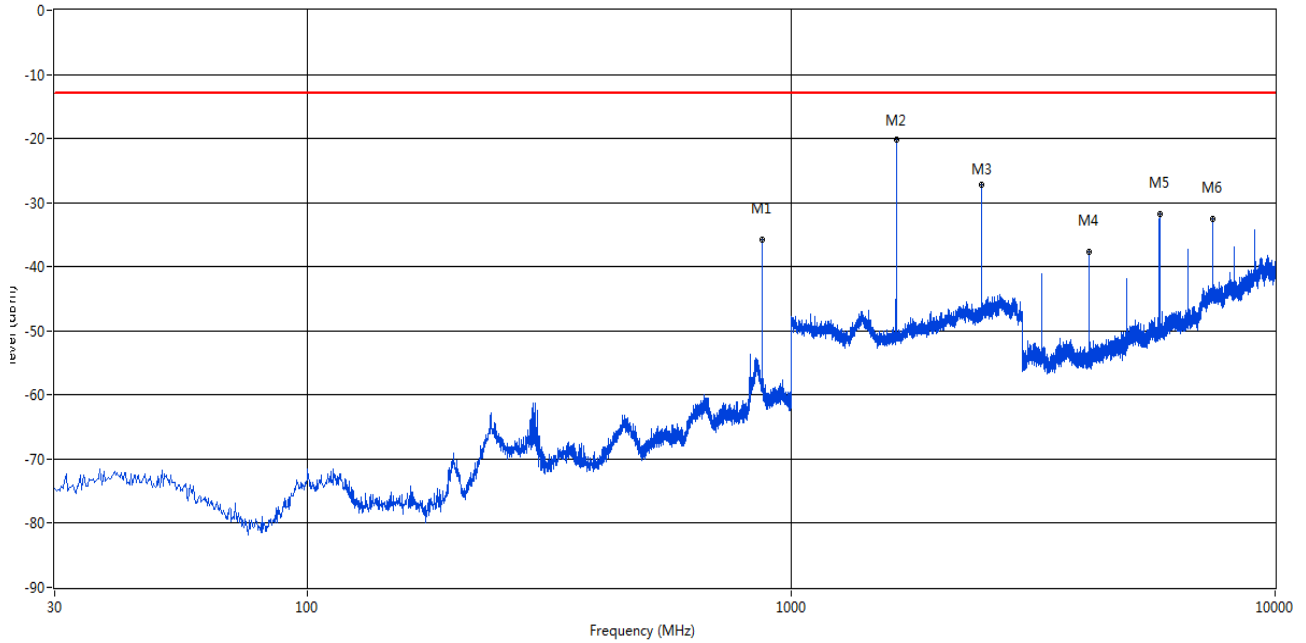
RSE Test case_FCC PART22&24&27_FCC PART 24_1900_GSM 1900&WCDMA B2&CDMA BC1<E B2&25



Frequency (MHz)	Result (dBm)	Factor (dB)	PK Limit (dBm)	Margin (dB)	Table (o)	ANT	EUT	Verdict
239.278	-63.41	2.43	-13.0	50.41	348.10	Vertical	Horizontal	Pass
1909.500	-30.61	9.56	-13.0	17.61	92.60	Vertical	Horizontal	N/A
3819.000	-51.33	19.63	-13.0	38.33	331.50	Vertical	Horizontal	Pass
5730.000	-40.51	22.54	-13.0	27.51	162.10	Vertical	Horizontal	Pass
12050.437	-34.77	37.36	-13.0	21.77	76.10	Vertical	Horizontal	Pass
16909.688	-29.71	38.81	-13.0	16.71	310.20	Vertical	Horizontal	Pass

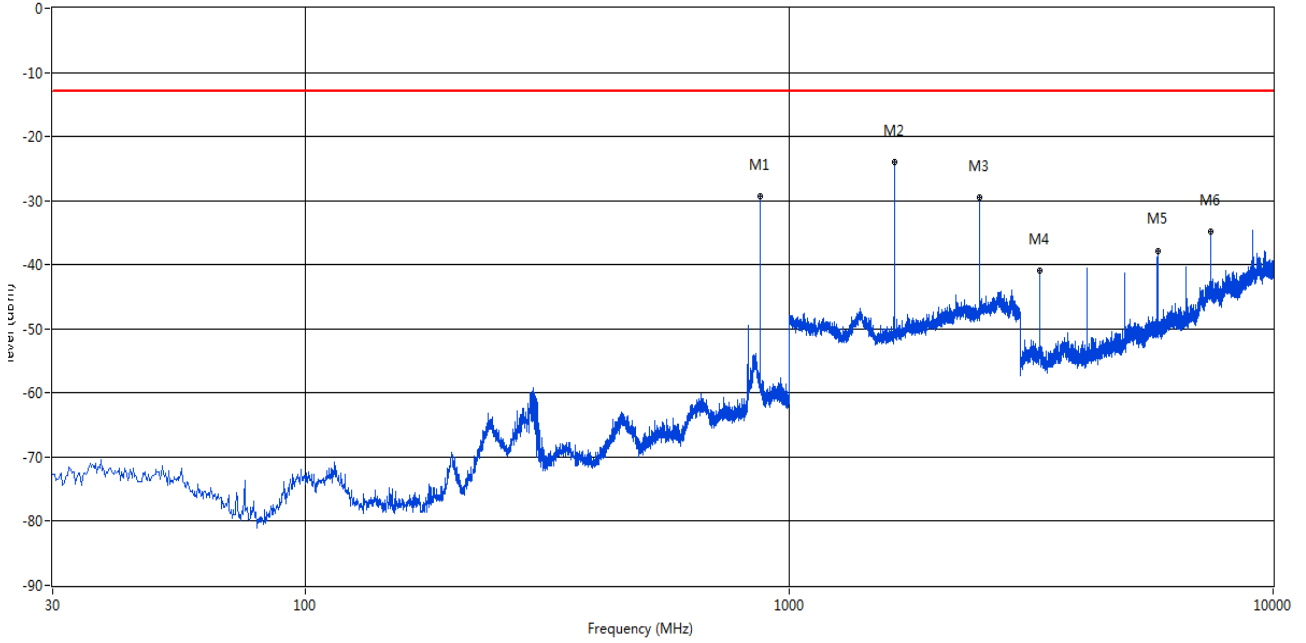
1.7. EGPRS850 CH128

RSE Test case_FCC PART22&24&27_FCC PART 22_850_GSM 850&CDMA BC0&WCDMA B5<E B5&26



Frequency (MHz)	Result (dBm)	Factor (dB)	PK Limit (dBm)	Margin (dB)	Table (o)	ANT	EUT	Verdict
869.292	-35.76	9.59	-13.0	22.76	326.80	Horizontal	Horizontal	N/A
1648.000	-20.24	9.88	-13.0	7.24	345.30	Horizontal	Horizontal	Pass
2472.000	-27.13	13.59	-13.0	14.13	55.80	Horizontal	Horizontal	Pass
4121.250	-37.68	19.62	-13.0	24.68	85.10	Horizontal	Horizontal	Pass
5769.000	-31.84	23.09	-13.0	18.84	88.50	Horizontal	Horizontal	Pass
7417.000	-32.51	28.91	-13.0	19.51	46.20	Horizontal	Horizontal	Pass

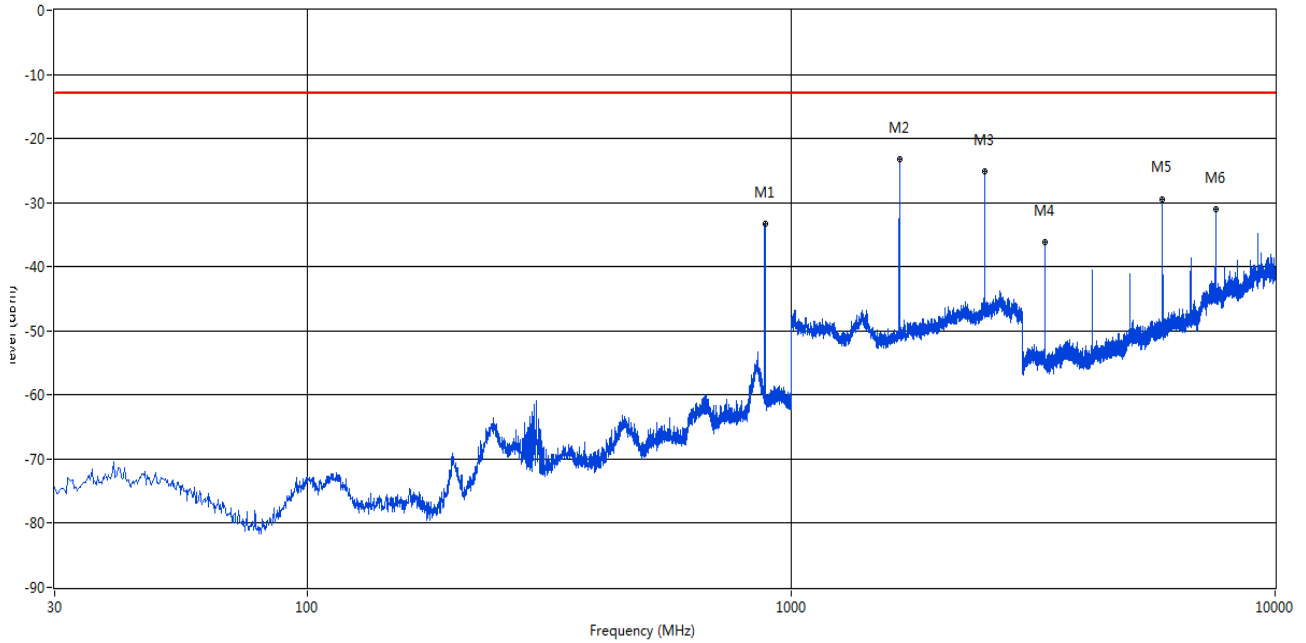
RSE Test case_FCC PART22&24&27_FCC PART 22_850_GSM 850&CDMA BC0&WCDMA B5<E B5&26



Frequency (MHz)	Result (dBm)	Factor (dB)	PK Limit (dBm)	Margin (dB)	Table (o)	ANT	EUT	Verdict
869.292	-29.37	9.59	-13.0	16.37	230.60	Vertical	Vertical	N/A
1648.500	-24.01	9.89	-13.0	11.01	29.00	Vertical	Vertical	Pass
2472.500	-29.55	13.61	-13.0	16.55	105.70	Vertical	Vertical	Pass
3296.250	-40.90	17.93	-13.0	27.90	338.70	Vertical	Vertical	Pass
5769.000	-37.79	23.09	-13.0	24.79	360.00	Vertical	Vertical	Pass
7417.000	-34.73	28.91	-13.0	21.73	170.60	Vertical	Vertical	Pass

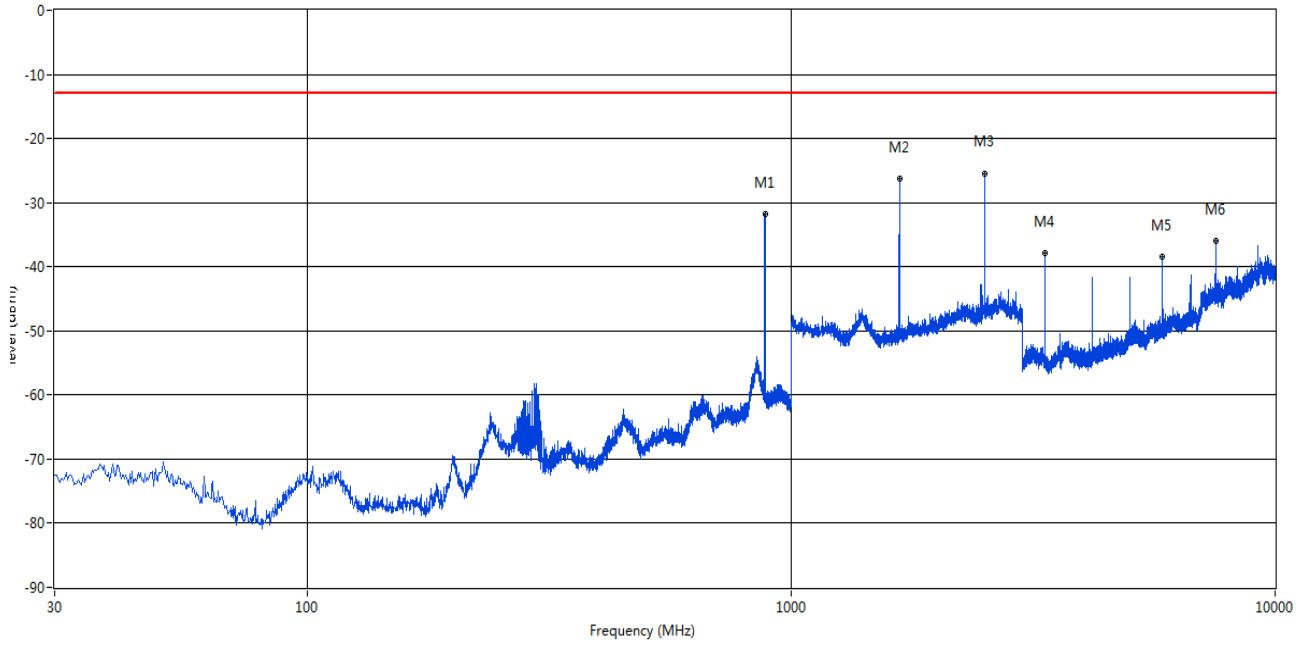
1.8. EGPRS850 CH190

RSE Test case_FCC PART22&24&27_FCC PART 22_850_GSM 850&CDMA BC0&WCDMA B5<E B5&26



Frequency (MHz)	Result (dBm)	Factor (dB)	PK Limit (dBm)	Margin (dB)	Table (o)	ANT	EUT	Verdict
881.660	-33.28	7.98	-13.0	20.28	219.00	Horizontal	Horizontal	N/A
1673.000	-23.29	10.44	-13.0	10.29	17.20	Horizontal	Horizontal	Pass
2509.500	-25.14	14.50	-13.0	12.14	83.60	Horizontal	Horizontal	Pass
3345.750	-36.15	17.36	-13.0	23.15	356.80	Horizontal	Horizontal	Pass
5856.000	-29.55	22.78	-13.0	16.55	113.10	Horizontal	Horizontal	Pass
7529.000	-31.08	28.60	-13.0	18.08	69.90	Horizontal	Horizontal	Pass

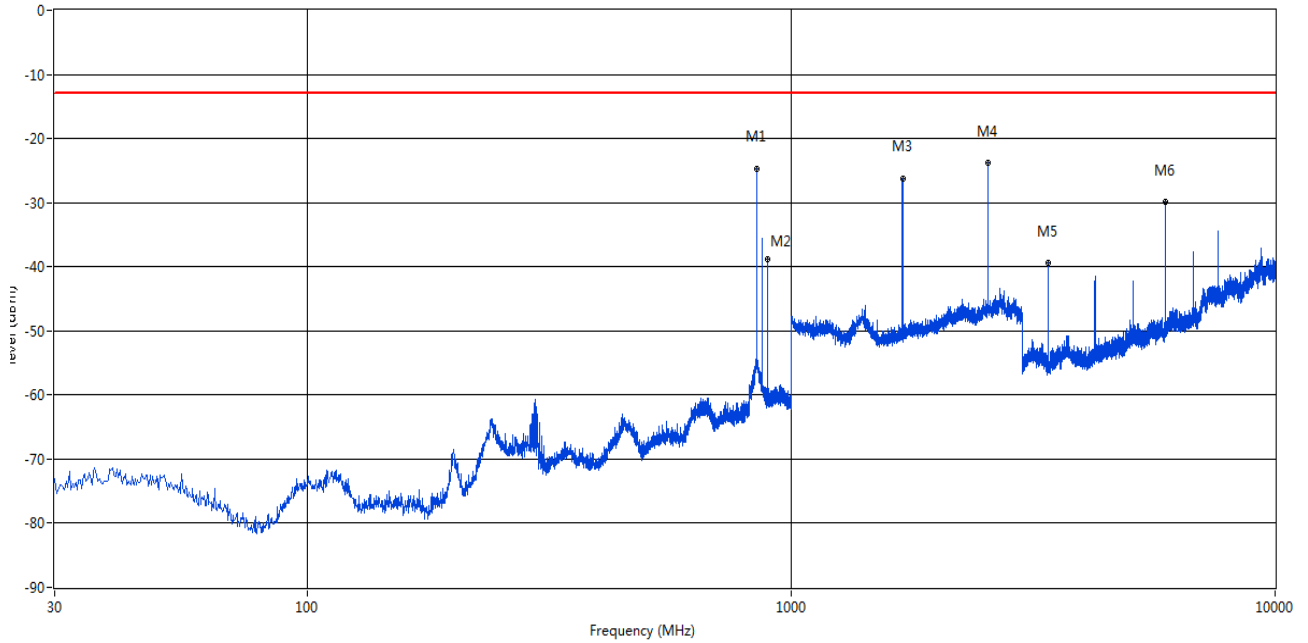
RSE Test case_FCC PART22&24&27_FCC PART 22_850_GSM 850&CDMA BC0&WCDMA B5<E B5&26



Frequency (MHz)	Result (dBm)	Factor (dB)	PK Limit (dBm)	Margin (dB)	Table (o)	ANT	EUT	Verdict
881.660	-31.78	7.98	-13.0	18.78	325.60	Vertical	Vertical	N/A
1673.000	-26.23	10.44	-13.0	13.23	12.20	Vertical	Vertical	Pass
2510.000	-25.42	14.52	-13.0	12.42	38.70	Vertical	Vertical	Pass
3346.500	-37.94	17.34	-13.0	24.94	24.60	Vertical	Vertical	Pass
5856.750	-38.47	22.78	-13.0	25.47	348.20	Vertical	Vertical	Pass
7529.000	-35.92	28.60	-13.0	22.92	151.60	Vertical	Vertical	Pass

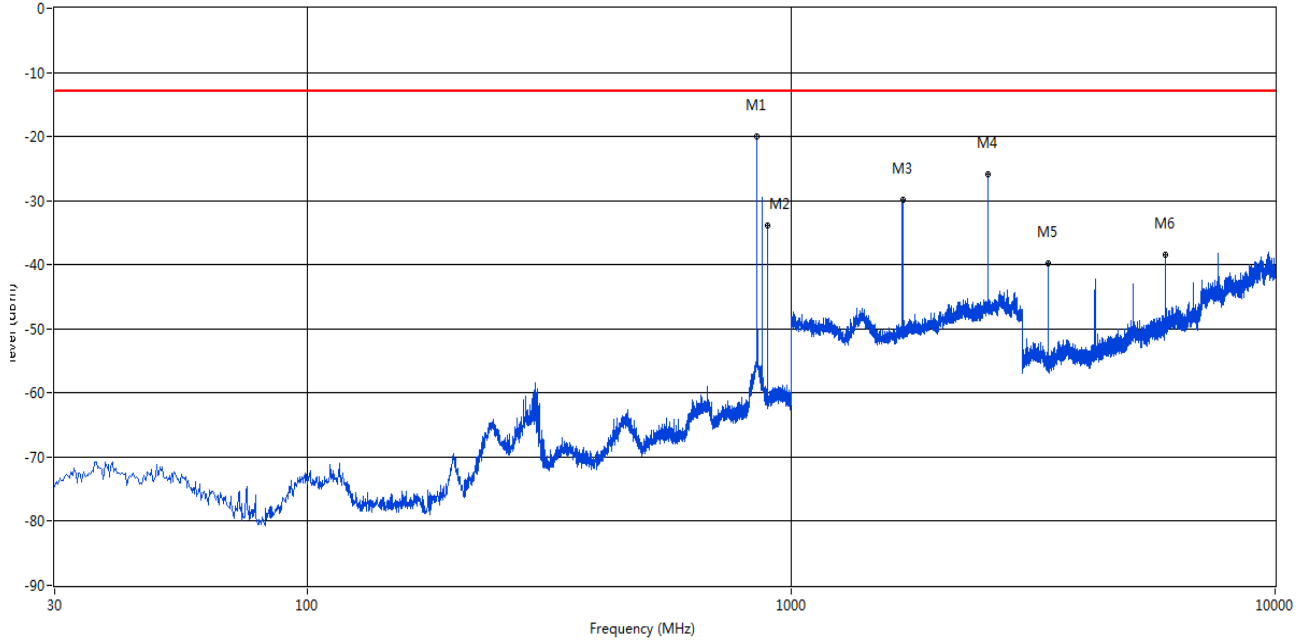
1.9. EGPRS850 CH251

RSE Test case_FCC PART22&24&27_FCC PART 22_850_GSM 850&CDMA BC0&WCDMA B5<E B5&26



Frequency (MHz)	Result (dBm)	Factor (dB)	PK Limit (dBm)	Margin (dB)	Table (o)	ANT	EUT	Verdict
848.680	-24.69	12.61	-13.0	11.69	231.60	Horizontal	Horizontal	N/A
893.785	-38.78	7.24	-13.0	25.78	93.00	Horizontal	Horizontal	N/A
1697.500	-26.17	10.29	-13.0	13.17	344.10	Horizontal	Horizontal	Pass
2546.500	-23.83	15.18	-13.0	10.83	46.60	Horizontal	Horizontal	Pass
3395.250	-39.35	16.93	-13.0	26.35	10.60	Horizontal	Horizontal	Pass
5941.500	-29.90	23.12	-13.0	16.90	96.20	Horizontal	Horizontal	Pass

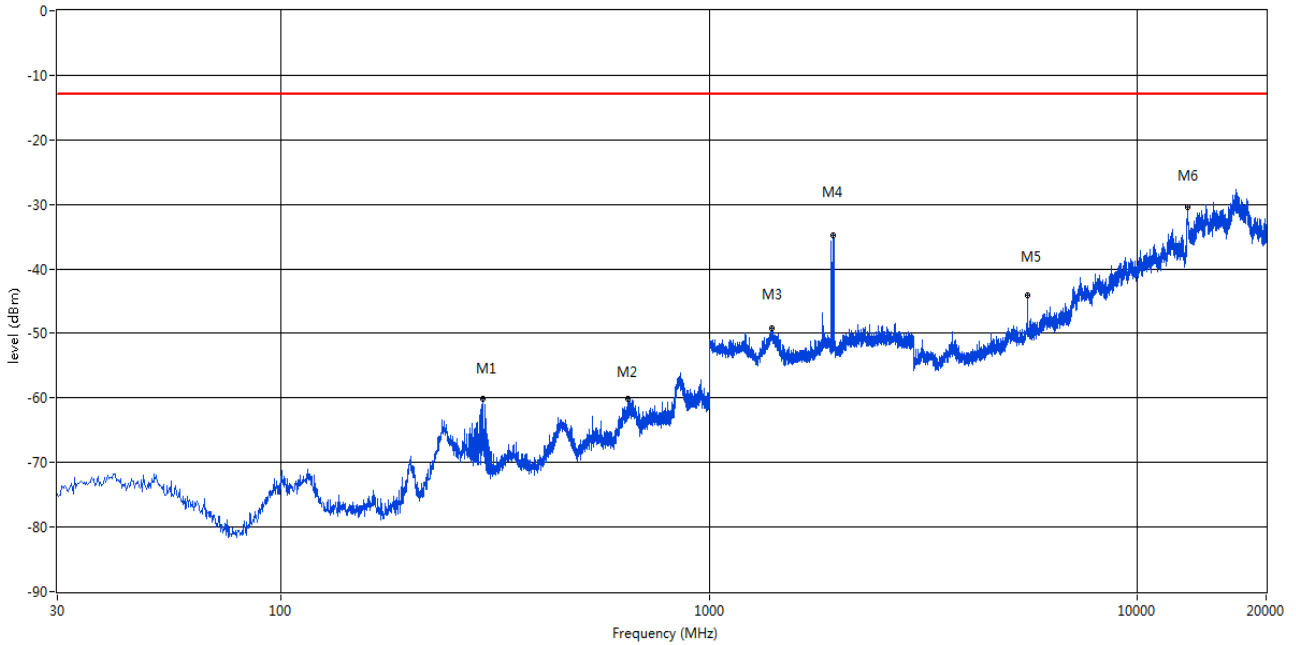
RSE Test case_FCC PART22&24&27_FCC PART 22_850_GSM 850&CDMA BC0&WCDMA B5<E B5&26



Frequency (MHz)	Result (dBm)	Factor (dB)	PK Limit (dBm)	Margin (dB)	Table (o)	ANT	EUT	Verdict
848.680	-19.99	12.61	-13.0	6.99	344.40	Vertical	Vertical	N/A
893.785	-33.89	7.24	-13.0	20.89	140.90	Vertical	Vertical	N/A
1697.500	-29.88	10.29	-13.0	16.88	23.80	Vertical	Vertical	Pass
2546.000	-25.88	15.24	-13.0	12.88	27.20	Vertical	Vertical	Pass
3394.500	-39.76	16.94	-13.0	26.76	103.00	Vertical	Vertical	Pass
5942.250	-38.52	23.10	-13.0	25.52	353.70	Vertical	Vertical	Pass

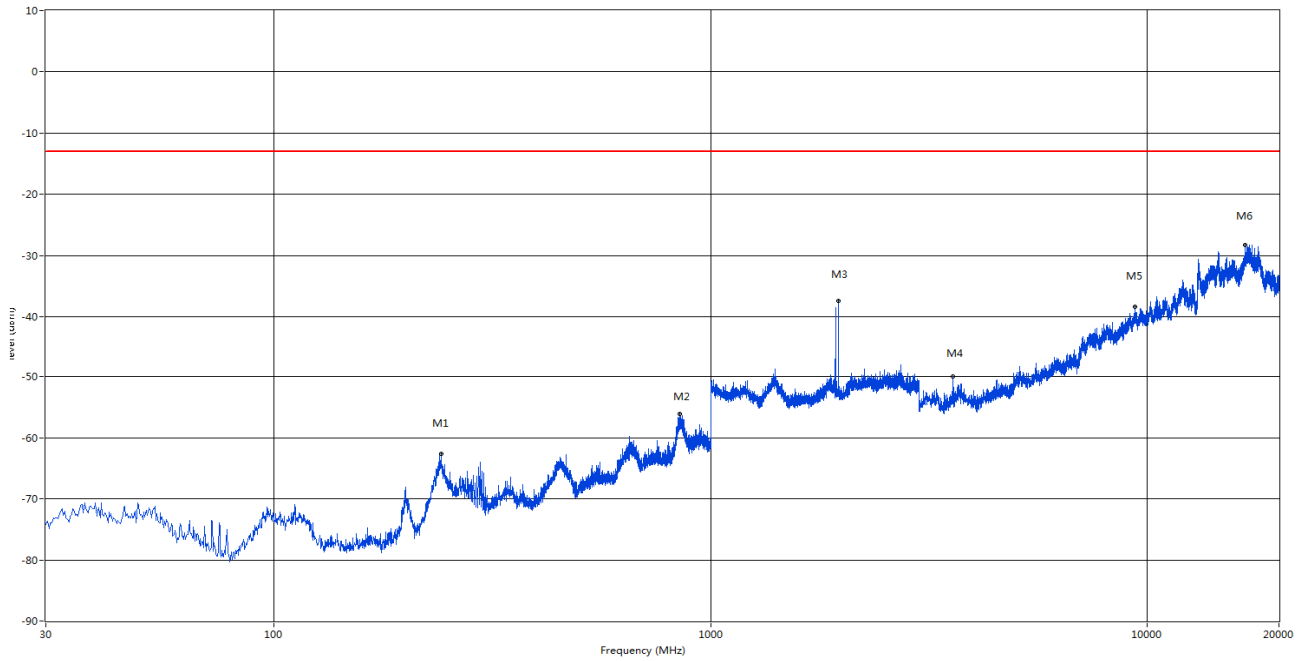
1.10. EGPRS1900 CH512

RSE Test case_FCC PART22&24&27_FCC PART 24_1900_GSM 1900&WCDMA B2&CDMA BC1<E B2&25



Frequency (MHz)	Result (dBm)	Factor (dB)	PK Limit (dBm)	Margin (dB)	Table (o)	ANT	EUT	Verdict
296.022	-60.08	-5.28	-13.0	47.08	177.00	Horizontal	Horizontal	Pass
647.162	-60.16	5.49	-13.0	47.16	12.70	Horizontal	Horizontal	Pass
1400.000	-49.18	9.90	-13.0	36.18	98.70	Horizontal	Horizontal	Pass
1947.000	-34.73	8.81	-13.0	21.73	124.80	Horizontal	Horizontal	N/A
5549.625	-44.07	23.06	-13.0	31.07	159.50	Horizontal	Horizontal	Pass
13096.188	-30.47	42.31	-13.0	17.47	148.80	Horizontal	Horizontal	Pass

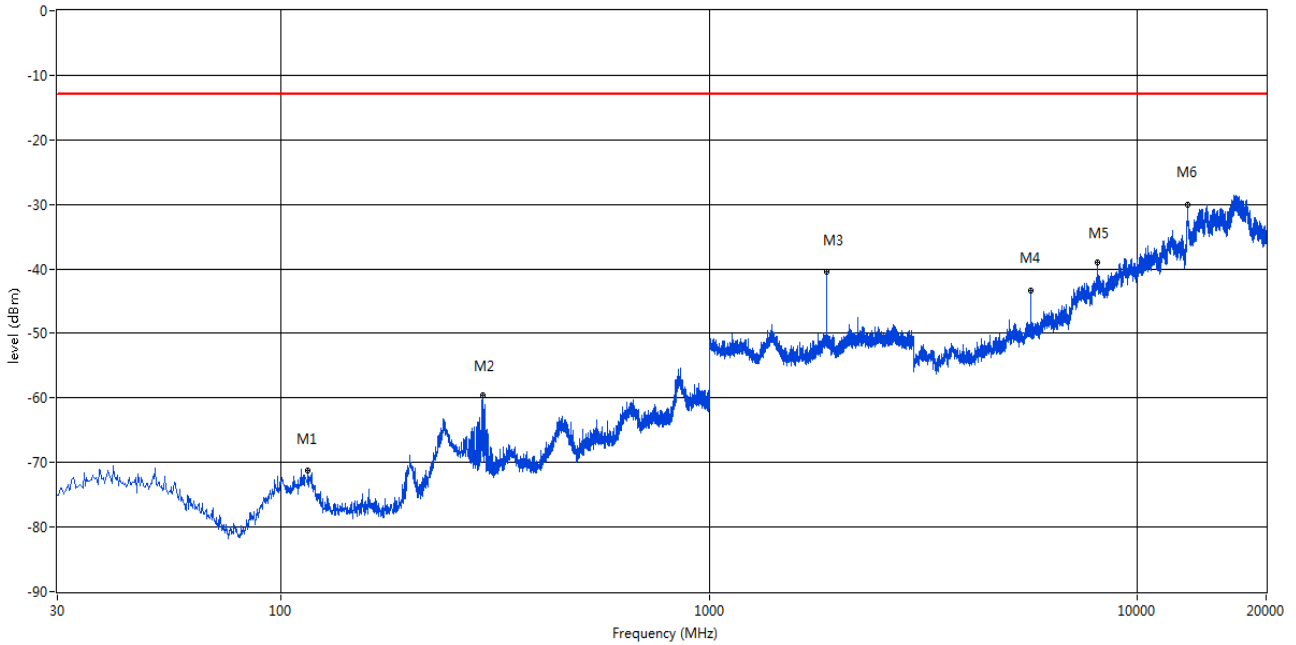
RSE Test case_FCC PART22&24&27_FCC PART 24_1900_GSM 1900&WCDMA B2&CDMA BC1<E B2&25



Frequency (MHz)	Result (dBm)	Factor (dB)	PK Limit (dBm)	Margin (dB)	Table (o)	ANT	EUT	Verdict
241.218	-62.57	2.37	-13.0	49.57	359.00	Vertical	Horizontal	Pass
847.468	-56.05	10.43	-13.0	43.05	346.70	Vertical	Horizontal	Pass
1960.000	-37.44	8.60	-13.0	24.44	114.90	Vertical	Horizontal	N/A
3585.000	-49.92	18.54	-13.0	36.92	169.50	Vertical	Horizontal	Pass
9349.687	-38.34	34.03	-13.0	25.34	14.40	Vertical	Horizontal	Pass
16726.625	-28.35	38.21	-13.0	15.35	179.70	Vertical	Horizontal	Pass

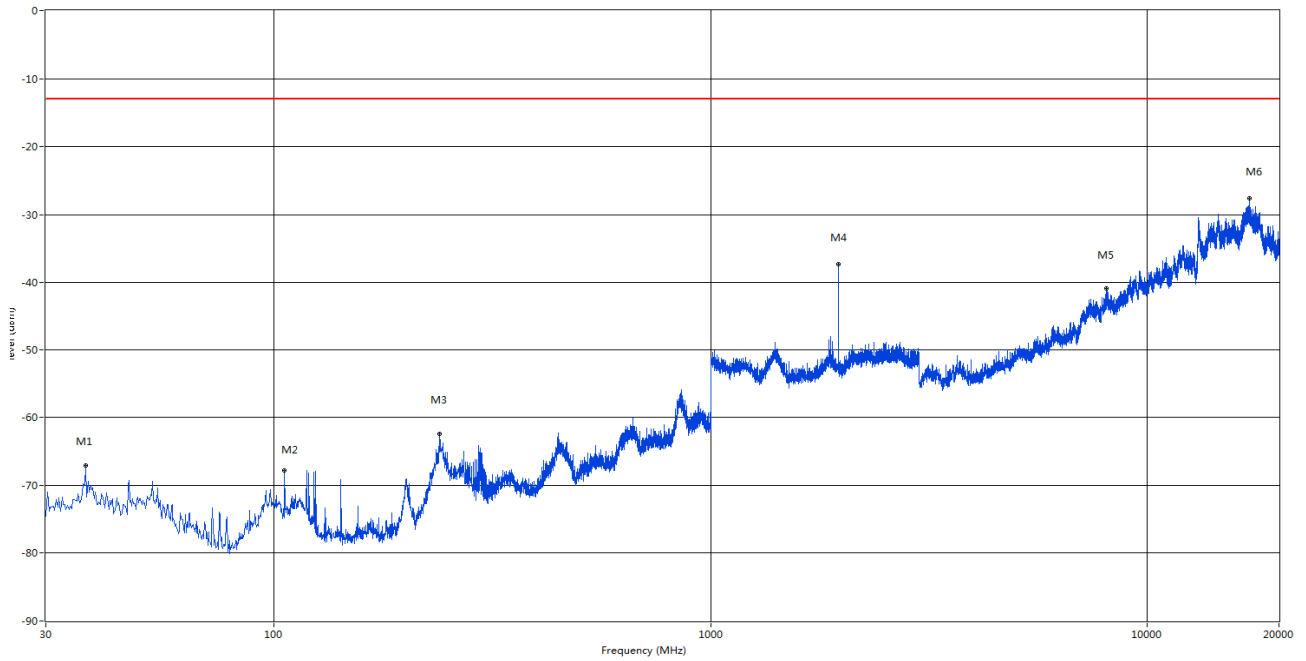
1.11. EGPRS1900 CH661

RSE Test case_FCC PART22&24&27_FCC PART 24_1900_GSM 1900&WCDMA B2&CDMA BC1<E B2&25



Frequency (MHz)	Result (dBm)	Factor (dB)	PK Limit (dBm)	Margin (dB)	Table (o)	ANT	EUT	Verdict
115.603	-71.22	-5.39	-13.0	58.22	172.00	Horizontal	Horizontal	Pass
296.508	-59.57	-5.27	-13.0	46.57	340.30	Horizontal	Horizontal	Pass
1880.000	-40.43	9.77	-13.0	27.43	310.00	Horizontal	Horizontal	N/A
5639.813	-43.30	22.49	-13.0	30.30	65.90	Horizontal	Horizontal	Pass
8074.875	-39.07	31.51	-13.0	26.07	122.90	Horizontal	Horizontal	Pass
13098.000	-30.07	42.42	-13.0	17.07	272.10	Horizontal	Horizontal	Pass

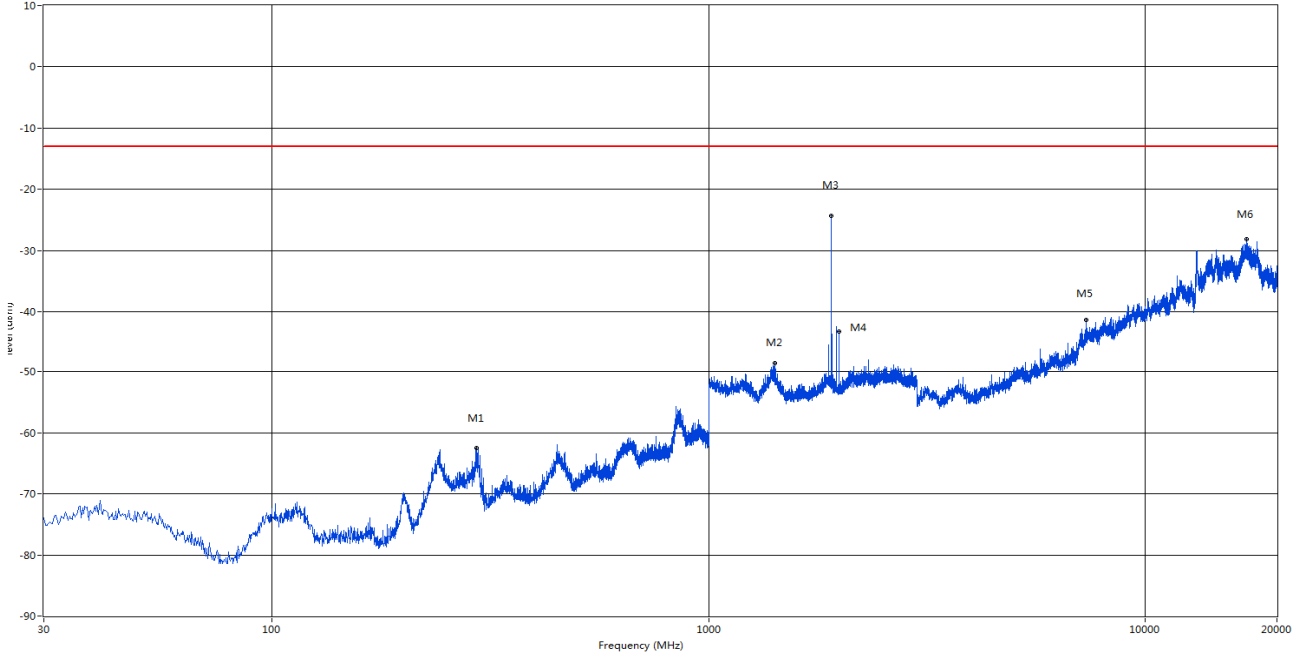
RSE Test case_FCC PART22&24&27_FCC PART 24_1900_GSM 1900&WCDMA B2&CDMA BC1<E B2&25



Frequency (MHz)	Result (dBm)	Factor (dB)	PK Limit (dBm)	Margin (dB)	Table (o)	ANT	EUT	Verdict
37.032	-67.08	-5.78	-13.0	54.08	172.00	Vertical	Horizontal	Pass
105.660	-67.78	-6.77	-13.0	54.78	164.60	Vertical	Horizontal	Pass
239.520	-62.44	2.54	-13.0	49.44	170.10	Vertical	Horizontal	Pass
1960.000	-37.28	8.60	-13.0	24.28	116.40	Vertical	Horizontal	N/A
8050.500	-40.89	30.85	-13.0	27.89	356.90	Vertical	Horizontal	Pass
17096.375	-27.54	39.76	-13.0	14.54	271.50	Vertical	Horizontal	Pass

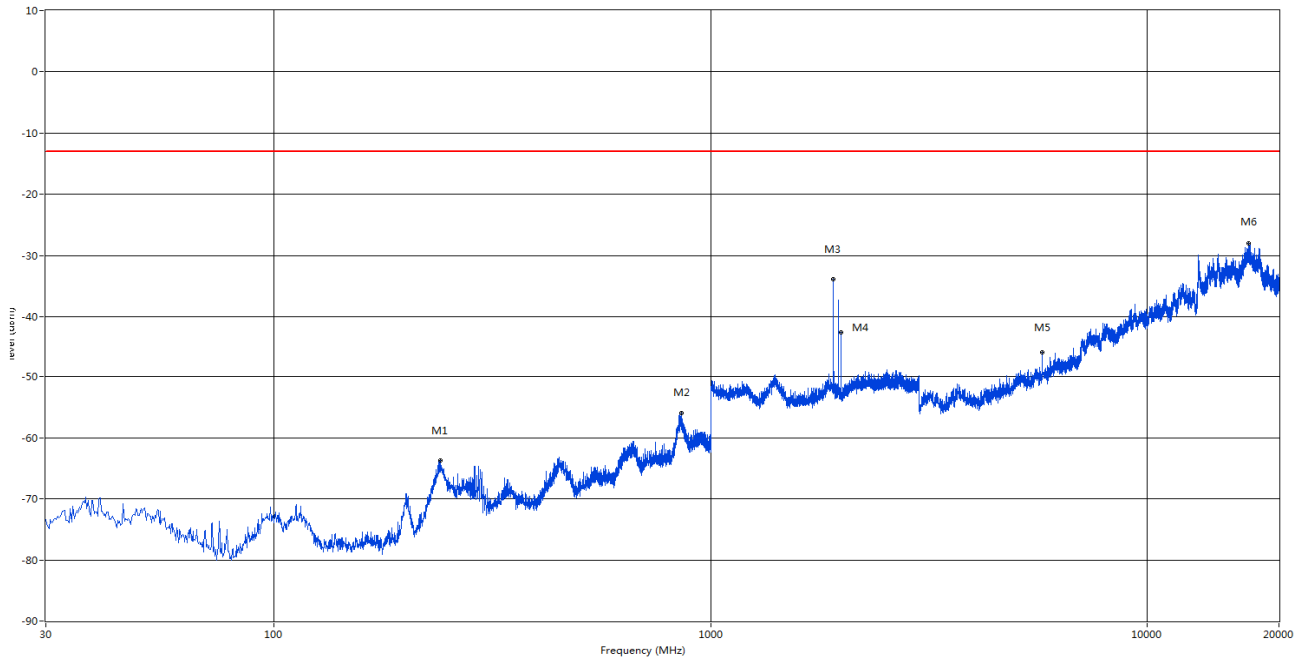
1.12. EGPRS1900 CH810

RSE Test case_FCC PART22&24&27_FCC PART 24_1900_GSM 1900&WCDMA B2&CDMA BC1<E B2&25



Frequency (MHz)	Result (dBm)	Factor (dB)	PK Limit (dBm)	Margin (dB)	Table (o)	ANT	EUT	Verdict
293.355	-62.54	-5.34	-13.0	49.54	352.20	Horizontal	Horizontal	Pass
1419.500	-48.64	9.07	-13.0	35.64	165.20	Horizontal	Horizontal	Pass
1909.500	-24.29	9.56	-13.0	11.29	300.00	Horizontal	Horizontal	N/A
1989.500	-43.40	8.27	-13.0	30.40	139.80	Horizontal	Horizontal	N/A
7302.188	-41.55	28.91	-13.0	28.55	358.30	Horizontal	Horizontal	Pass
17032.937	-28.10	39.18	-13.0	15.10	99.90	Horizontal	Horizontal	Pass

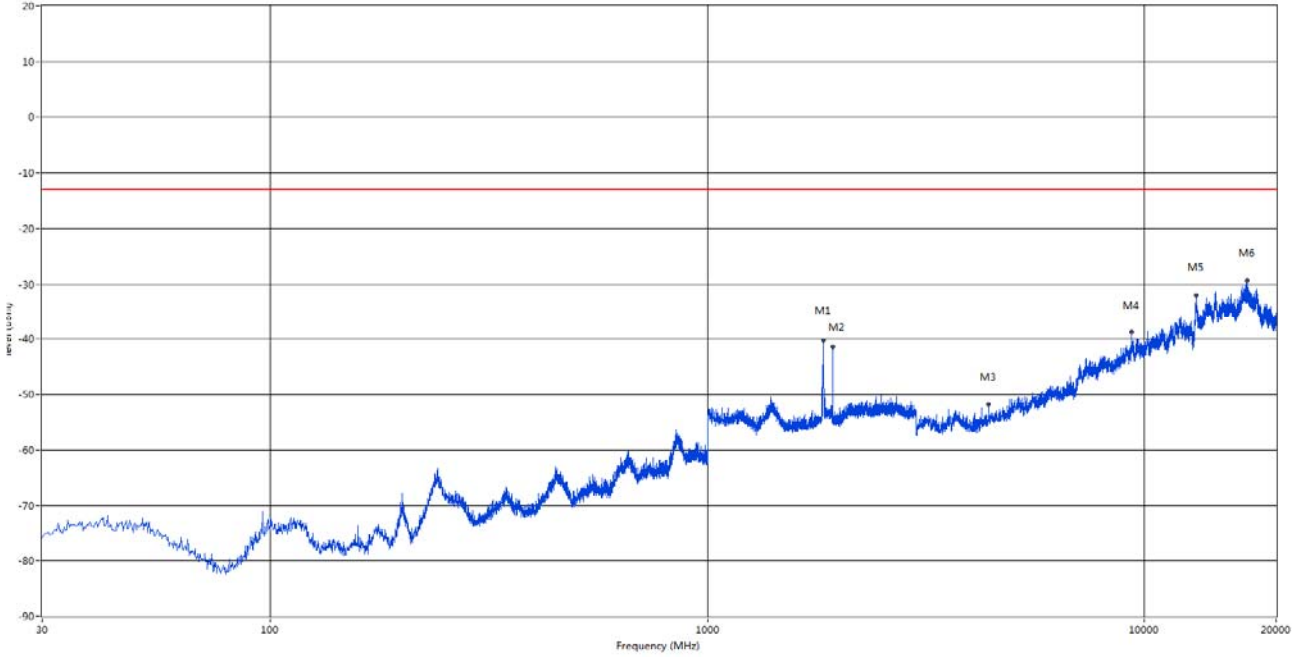
RSE Test case_FCC PART22&24&27_FCC PART 24_1900_GSM 1900&WCDMA B2&CDMA BC1<E B2&25



Frequency (MHz)	Result (dBm)	Factor (dB)	PK Limit (dBm)	Margin (dB)	Table (o)	ANT	EUT	Verdict
239.762	-63.75	2.64	-13.0	50.75	219.80	Vertical	Horizontal	Pass
855.713	-55.95	10.45	-13.0	42.95	310.20	Vertical	Horizontal	Pass
1909.500	-33.86	9.56	-13.0	20.86	69.70	Vertical	Horizontal	N/A
1990.000	-42.75	8.27	-13.0	29.75	113.80	Vertical	Horizontal	N/A
5730.000	-45.98	22.54	-13.0	32.98	315.80	Vertical	Horizontal	Pass
17076.437	-28.01	39.58	-13.0	15.01	32.40	Vertical	Horizontal	Pass

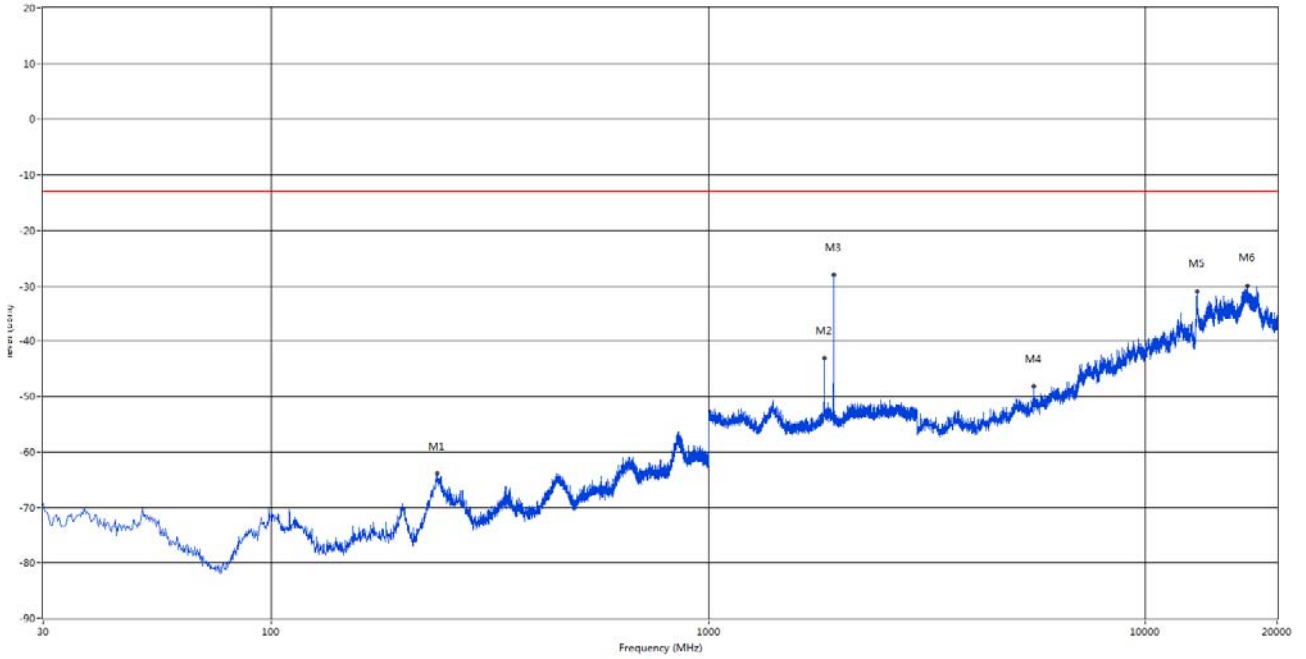
1.13. WCDMA B2 CH9262

RSE Test case_FCC PART22&24&27_FCC PART 24_1900_GSM 1900&WCDMA B2&CDMA BC1<E B2&25



Frequency (MHz)	Result (dBm)	Factor (dB)	PK Limit (dBm)	Margin (dB)	Table (o)	ANT	EUT	Verdict
1839.000	-40.23	9.59	-13.0	27.23	29.00	Horizontal	Horizontal	N/A
1932.000	-41.49	8.72	-13.0	28.49	313.20	Horizontal	Horizontal	N/A
4396.687	-51.80	20.32	-13.0	38.80	20.00	Horizontal	Horizontal	Pass
9349.687	-38.74	34.03	-13.0	25.74	193.60	Horizontal	Horizontal	Pass
13112.500	-32.00	42.07	-13.0	19.00	149.10	Horizontal	Horizontal	Pass
17150.750	-29.34	39.92	-13.0	16.34	28.60	Horizontal	Horizontal	Pass

RSE Test case_FCC PART22&24&27_FCC PART 24_1900_GSM 1900&WCDMA B2&CDMA BC1<E B2&25



Frequency (MHz)	Result (dBm)	Factor (dB)	PK Limit (dBm)	Margin (dB)	Table (o)	ANT	EUT	Verdict
239.035	-63.86	2.33	-13.0	50.86	349.60	Vertical	Horizontal	Pass
1839.000	-43.10	9.59	-13.0	30.10	91.10	Vertical	Horizontal	N/A
1932.000	-28.01	8.72	-13.0	15.01	312.10	Vertical	Horizontal	N/A
5554.500	-48.18	22.97	-13.0	35.18	88.70	Vertical	Horizontal	Pass
13099.813	-30.91	42.54	-13.0	17.91	107.80	Vertical	Horizontal	Pass
17094.563	-29.87	39.74	-13.0	16.87	311.20	Vertical	Horizontal	Pass

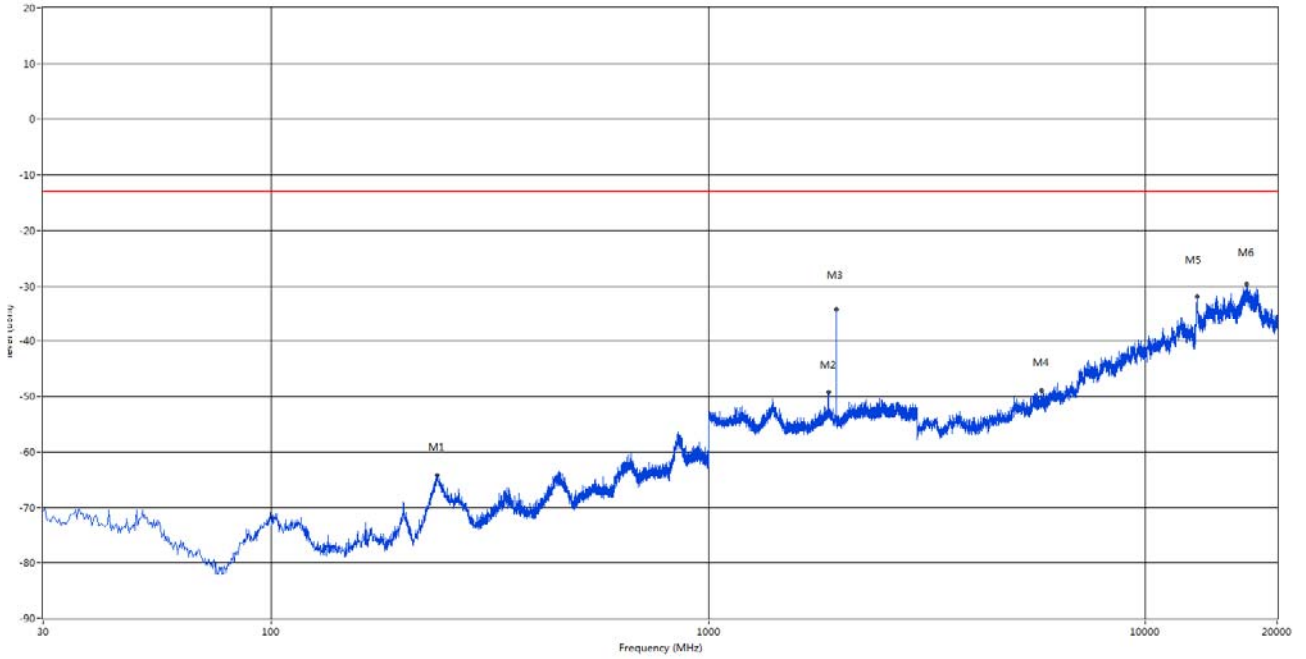
1.14. WCDMA B2 CH9400

RSE Test case_FCC PART22&24&27_FCC PART 24_1900_GSM 1900&WCDMA B2&CDMA BC1<E B2&25



Frequency (MHz)	Result (dBm)	Factor (dB)	PK Limit (dBm)	Margin (dB)	Table (o)	ANT	EUT	Verdict
1878.500	-40.86	9.78	-13.0	27.86	34.50	Horizontal	Horizontal	N/A
1958.500	-43.18	8.65	-13.0	30.18	310.30	Horizontal	Horizontal	N/A
3704.438	-52.70	19.75	-13.0	39.70	0.00	Horizontal	Horizontal	Pass
7633.688	-43.75	29.21	-13.0	30.75	358.10	Horizontal	Horizontal	Pass
11831.063	-35.76	36.69	-13.0	22.76	263.40	Horizontal	Horizontal	Pass
17094.563	-30.15	39.74	-13.0	17.15	159.60	Horizontal	Horizontal	Pass

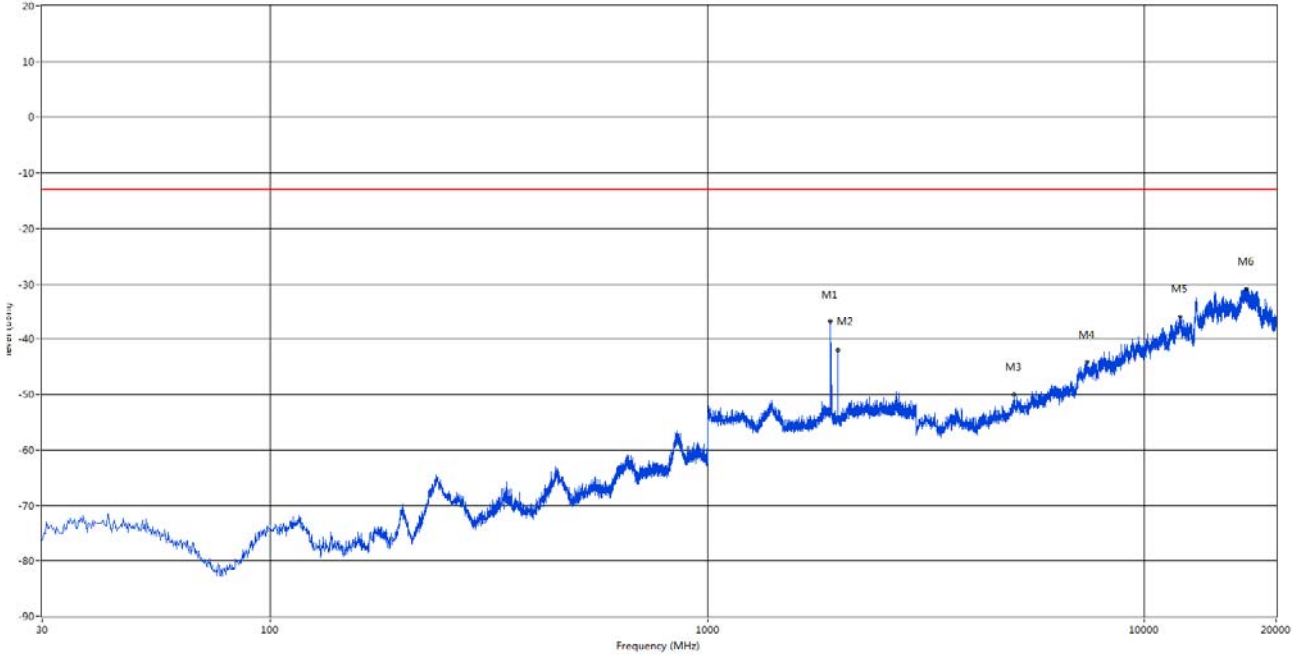
RSE Test case_FCC PART22&24&27_FCC PART 24_1900_GSM 1900&WCDMA B2&CDMA BC1<E B2&25



Frequency (MHz)	Result (dBm)	Factor (dB)	PK Limit (dBm)	Margin (dB)	Table (o)	ANT	EUT	Verdict
239.520	-64.17	2.54	-13.0	51.17	63.10	Vertical	Horizontal	Pass
1879.000	-49.22	9.77	-13.0	36.22	54.40	Vertical	Horizontal	N/A
1959.500	-34.06	8.63	-13.0	21.06	108.60	Vertical	Horizontal	N/A
5769.000	-48.90	23.09	-13.0	35.90	232.60	Vertical	Horizontal	Pass
13108.875	-31.92	42.21	-13.0	18.92	166.90	Vertical	Horizontal	Pass
17051.062	-29.61	39.35	-13.0	16.61	196.30	Vertical	Horizontal	Pass

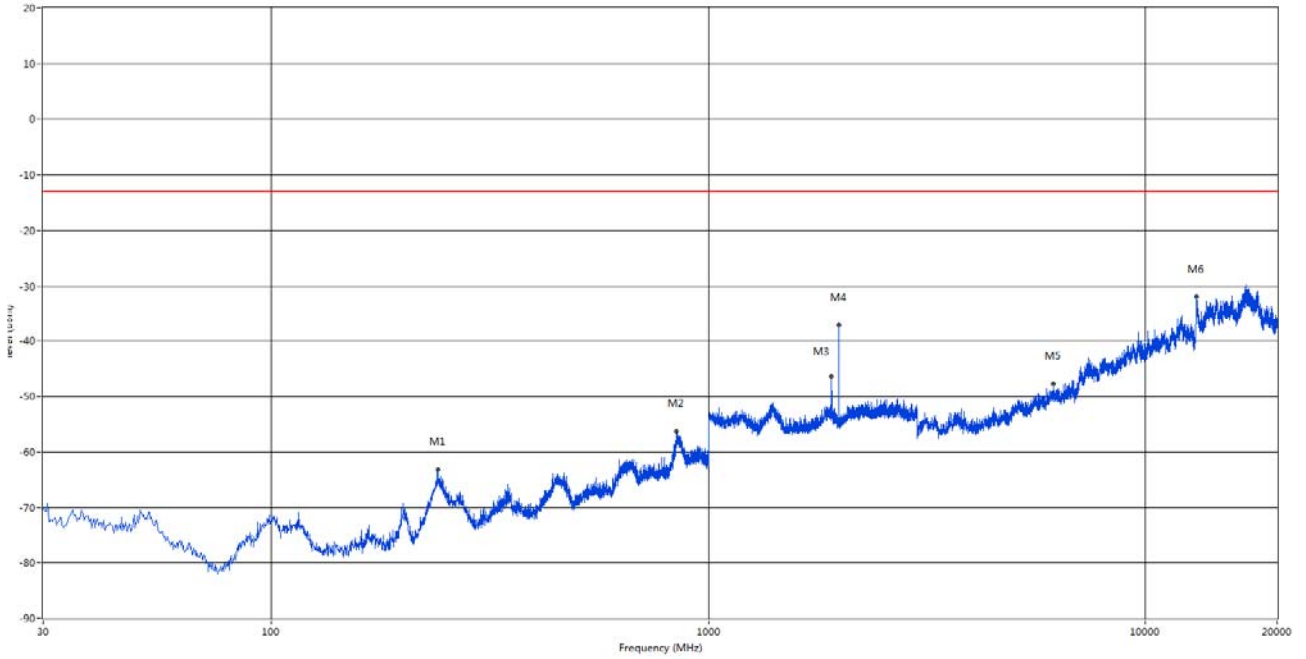
1.15. WCDMA B2 CH9538

RSE Test case_FCC PART22&24&27_FCC PART 24_1900_GSM 1900&WCDMA B2&CDMA BC1<E B2&25



Frequency (MHz)	Result (dBm)	Factor (dB)	PK Limit (dBm)	Margin (dB)	Table (o)	ANT	EUT	Verdict
1908.000	-36.74	9.57	-13.0	23.74	31.20	Horizontal	Horizontal	N/A
1986.500	-42.00	8.23	-13.0	29.00	321.10	Horizontal	Horizontal	N/A
5032.875	-50.05	22.01	-13.0	37.05	224.70	Horizontal	Horizontal	Pass
7387.500	-44.19	29.11	-13.0	31.19	234.90	Horizontal	Horizontal	Pass
12038.250	-35.84	37.52	-13.0	22.84	48.50	Horizontal	Horizontal	Pass
17089.125	-30.96	39.69	-13.0	17.96	18.80	Horizontal	Horizontal	Pass

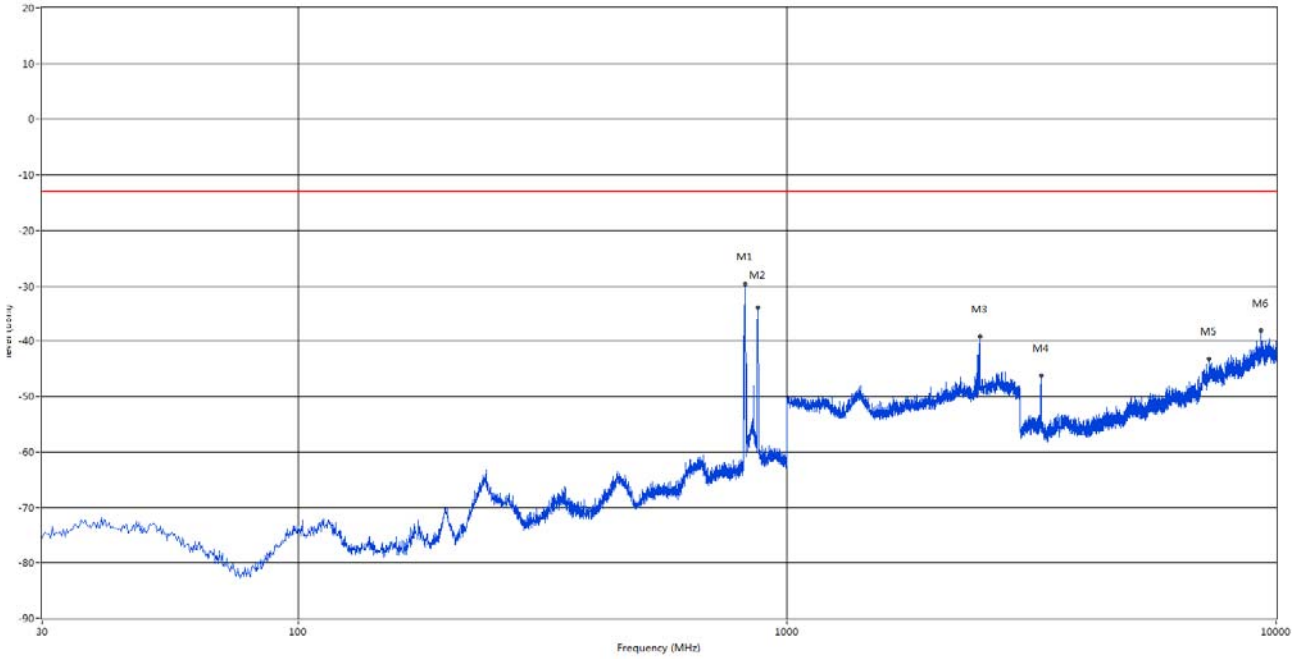
RSE Test case_FCC PART22&24&27_FCC PART 24_1900_GSM 1900&WCDMA B2&CDMA BC1<E B2&25



Frequency (MHz)	Result (dBm)	Factor (dB)	PK Limit (dBm)	Margin (dB)	Table (o)	ANT	EUT	Verdict
240.005	-63.12	2.73	-13.0	50.12	242.00	Vertical	Horizontal	Pass
845.042	-56.25	10.18	-13.0	43.25	196.80	Vertical	Horizontal	Pass
1908.000	-46.39	9.57	-13.0	33.39	55.70	Vertical	Horizontal	N/A
1986.500	-37.07	8.23	-13.0	24.07	46.20	Vertical	Horizontal	N/A
6156.562	-47.71	24.06	-13.0	34.71	257.00	Vertical	Horizontal	Pass
13087.126	-31.79	41.72	-13.0	18.79	4.20	Vertical	Horizontal	Pass

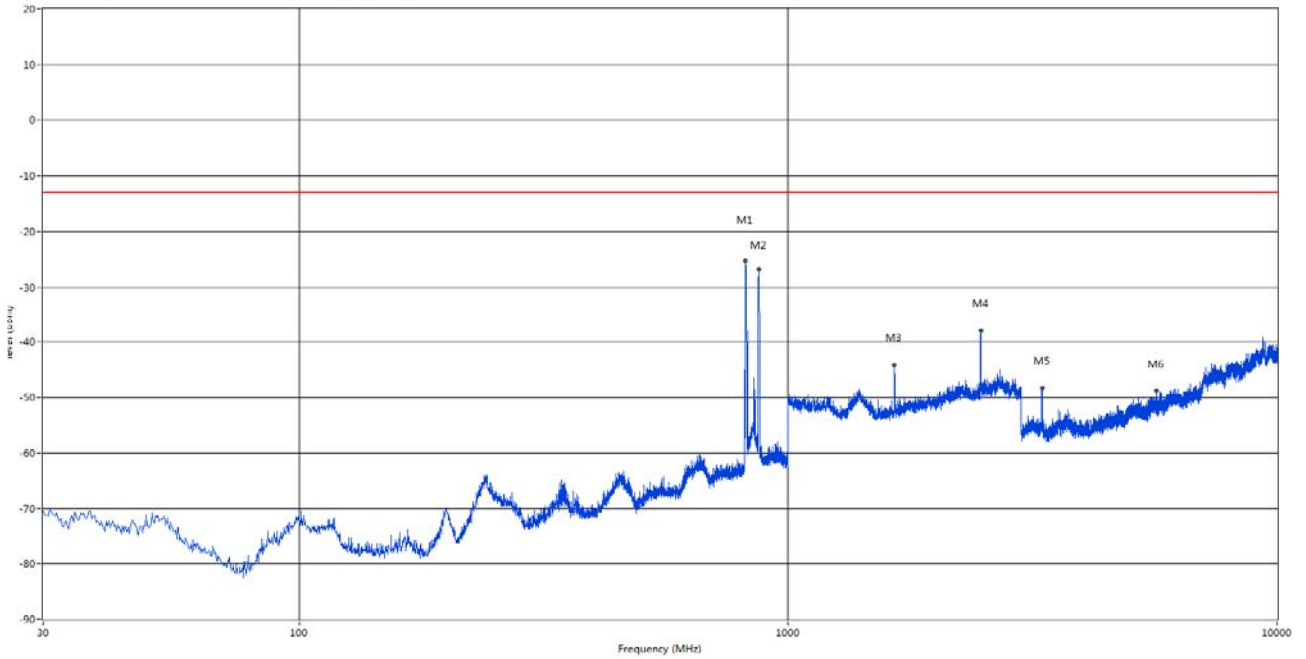
1.16. WCDMA B5 CH4132

RSE Test case_FCC PART22&24&27_FCC PART 22_850_GSM 850&CDMA BCD&WCDMA B5<E B5&26



Frequency (MHz)	Result (dBm)	Factor (dB)	PK Limit (dBm)	Margin (dB)	Table (o)	ANT	EUT	Verdict
819.338	-29.65	7.60	-13.0	16.65	200.80	Horizontal	Horizontal	N/A
871.233	-33.85	9.40	-13.0	20.85	339.30	Horizontal	Horizontal	N/A
2476.000	-39.15	13.77	-13.0	26.15	24.70	Horizontal	Horizontal	Pass
3305.250	-46.29	17.81	-13.0	33.29	289.20	Horizontal	Horizontal	Pass
7295.000	-43.30	28.97	-13.0	30.30	137.00	Horizontal	Horizontal	Pass
9302.000	-38.08	33.24	-13.0	25.08	1.80	Horizontal	Horizontal	Pass

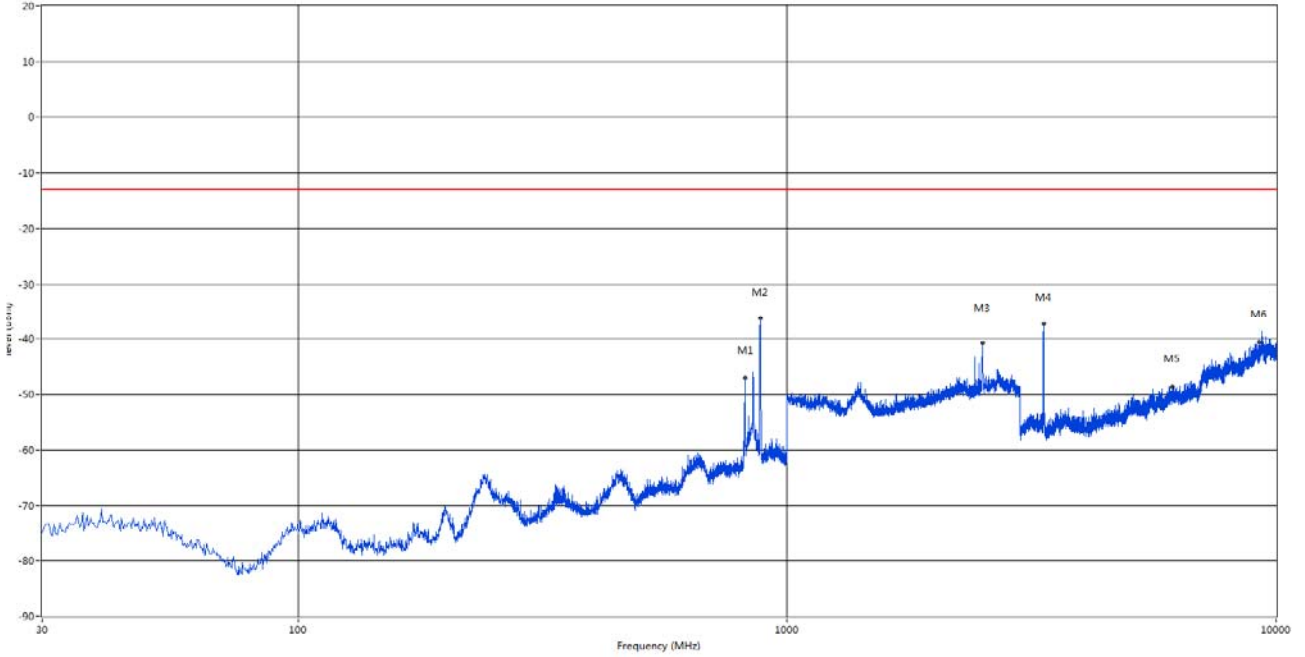
RSE Test case_FCC PART22&24&27_FCC PART 22_850_GSM 850&CDMA BCD&WCDMA B5<E B5&26



Frequency (MHz)	Result (dBm)	Factor (dB)	PK Limit (dBm)	Margin (dB)	Table (o)	ANT	EUT	Verdict
819.095	-25.26	7.43	-13.0	12.26	29.30	Vertical	Vertical	N/A
872.687	-26.74	9.17	-13.0	13.74	0.30	Vertical	Vertical	N/A
1651.000	-44.14	9.95	-13.0	31.14	329.60	Vertical	Vertical	Pass
2475.500	-37.94	13.75	-13.0	24.94	284.00	Vertical	Vertical	Pass
3305.250	-48.40	17.81	-13.0	35.40	110.80	Vertical	Vertical	Pass
5652.000	-48.79	22.35	-13.0	35.79	310.30	Vertical	Vertical	Pass

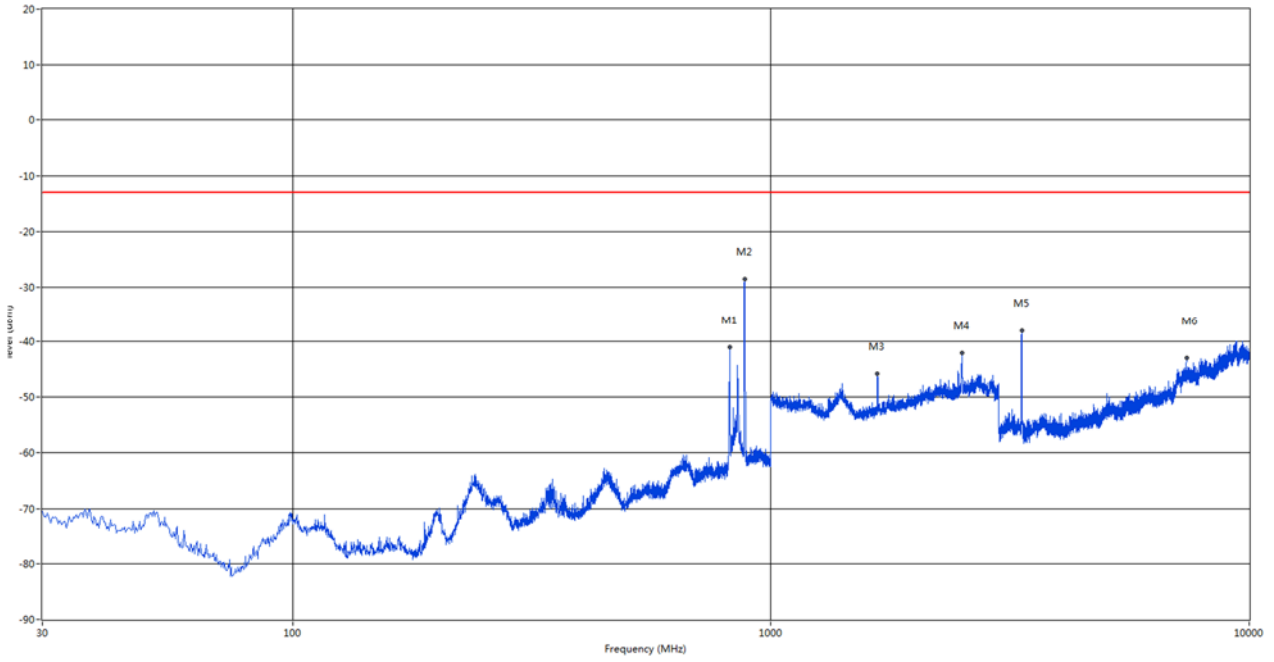
1.17. WCDMA B5 CH4182

RSE Test case_FCC PART22&24&27_FCC PART 22_850_GSM 850&CDMA BCD&WCDMA B5<E B5&26



Frequency (MHz)	Result (dBm)	Factor (dB)	PK Limit (dBm)	Margin (dB)	Table (o)	ANT	EUT	Verdict
821.520	-46.99	8.43	-13.0	33.99	359.60	Horizontal	Horizontal	N/A
881.903	-36.27	7.96	-13.0	23.27	342.20	Horizontal	Horizontal	N/A
2513.000	-40.62	14.57	-13.0	27.62	261.50	Horizontal	Horizontal	Pass
3350.250	-37.32	17.35	-13.0	24.32	285.60	Horizontal	Horizontal	Pass
6126.000	-48.58	24.04	-13.0	35.58	358.90	Horizontal	Horizontal	Pass
9245.000	-40.52	32.49	-13.0	27.52	48.70	Horizontal	Horizontal	Pass

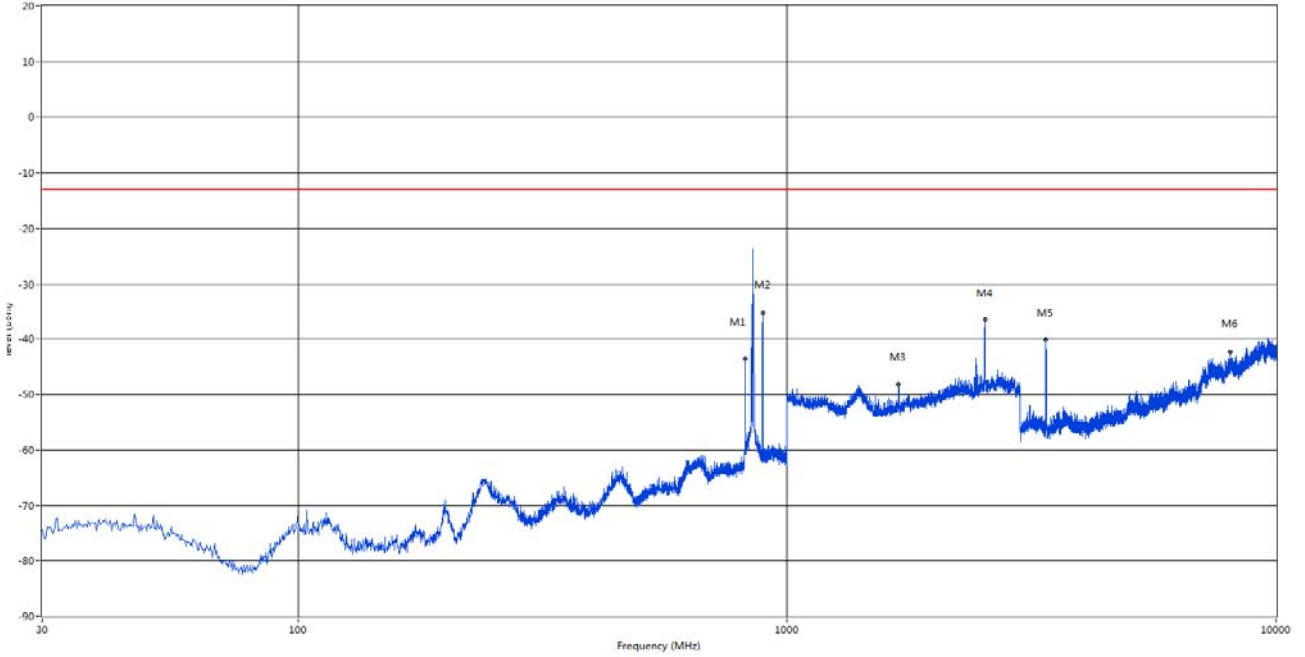
RSE Test case_FCC PART22&24&27_FCC PART 22_850_GSM 850&CDMA BC0&WCDMA B5<E B5&26



Frequency (MHz)	Result (dBm)	Factor (dB)	PK Limit (dBm)	Margin (dB)	Table (o)	ANT	EUT	Verdict
821.278	-40.98	8.40	-13.0	27.98	30.10	Vertical	Vertical	N/A
881.175	-28.60	8.04	-13.0	15.60	27.00	Vertical	Vertical	N/A
1671.000	-45.82	10.44	-13.0	32.82	308.80	Vertical	Vertical	Pass
2512.500	-42.08	14.57	-13.0	29.08	305.50	Vertical	Vertical	Pass
3350.250	-37.93	17.35	-13.0	24.93	110.70	Vertical	Vertical	Pass
7390.000	-43.99	29.01	-13.0	30.99	1.00	Vertical	Vertical	Pass

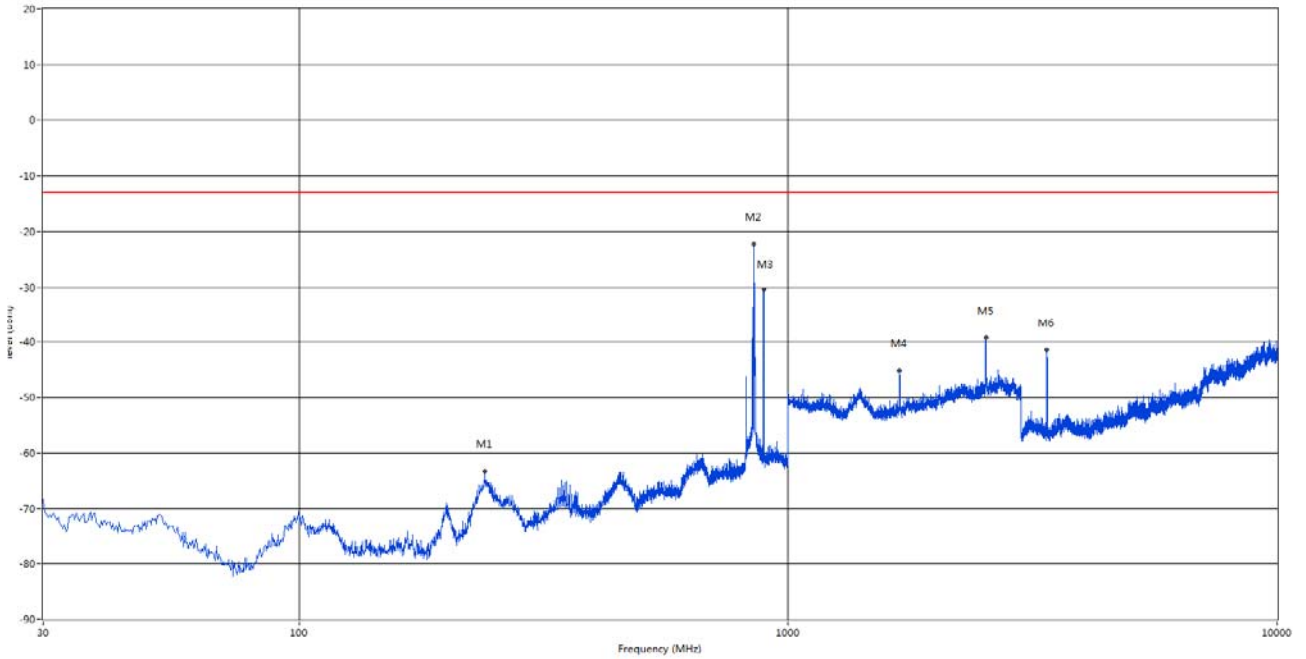
1.18. WCDMA B5 CH4233

RSE Test case_FCC PART22&24&27_FCC PART 22_850_GSM 850&CDMA BCD&WCDMA B5<E B5&26



Frequency (MHz)	Result (dBm)	Factor (dB)	PK Limit (dBm)	Margin (dB)	Table (o)	ANT	EUT	Verdict
820.793	-43.53	8.32	-13.0	30.53	204.20	Horizontal	Horizontal	N/A
891.845	-35.13	7.14	-13.0	22.13	266.90	Horizontal	Horizontal	N/A
1690.500	-48.24	10.28	-13.0	35.24	235.10	Horizontal	Horizontal	Pass
2536.000	-36.52	14.80	-13.0	23.52	34.70	Horizontal	Horizontal	Pass
3382.500	-40.15	17.08	-13.0	27.15	291.70	Horizontal	Horizontal	Pass
8065.000	-42.32	31.39	-13.0	29.32	206.70	Horizontal	Horizontal	Pass

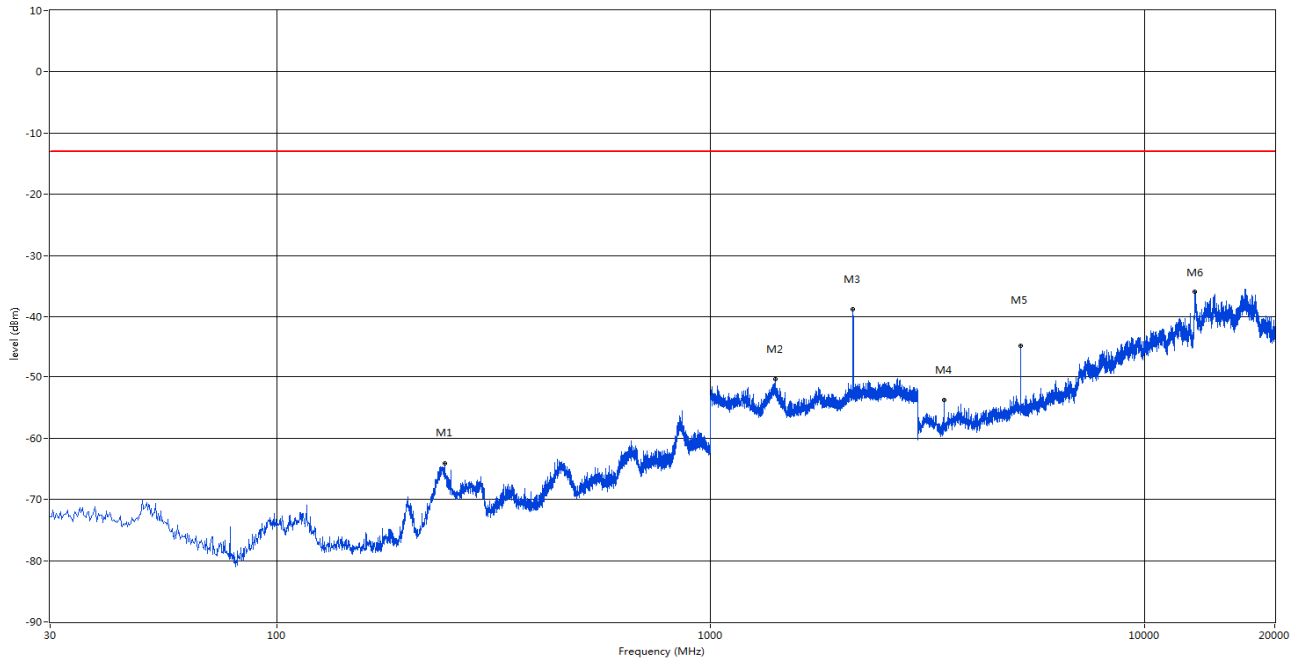
RSE Test case_FCC PART22&24&27_FCC PART 22_850_GSM 850&CDMA BCD&WCDMA B5<E B5&26



Frequency (MHz)	Result (dBm)	Factor (dB)	PK Limit (dBm)	Margin (dB)	Table (o)	ANT	EUT	Verdict
239.762	-63.31	2.58	-13.0	50.31	119.80	Vertical	Vertical	Pass
852.318	-22.27	12.61	-13.0	9.27	10.30	Vertical	Vertical	N/A
892.815	-30.32	7.19	-13.0	17.32	241.80	Vertical	Vertical	N/A
1691.000	-46.99	10.27	-13.0	33.99	0.60	Vertical	Vertical	Pass
2536.500	-40.54	14.85	-13.0	27.54	119.70	Vertical	Vertical	Pass
3382.500	-41.44	17.08	-13.0	28.44	113.40	Vertical	Vertical	Pass

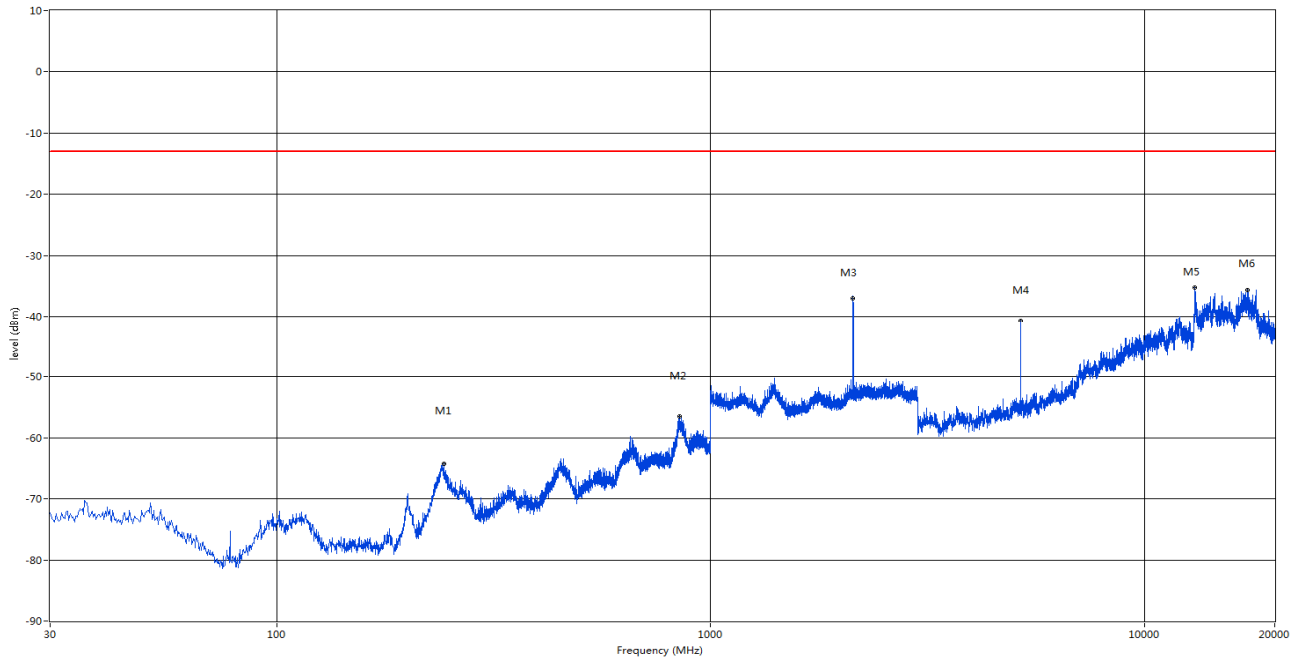
1.19. LTE B4 CH20175 BW1.4 1RB

RSE Test case_FCC PART22&24&27_FCC PART 27_1700_WCDMA B4<E B4



Frequency (MHz)	Result (dBm)	Factor (dB)	PK Limit (dBm)	Margin (dB)	Table (o)	ANT	EUT	Verdict
243.642	-64.16	1.66	-13.0	51.16	179.20	Vertical	Vertical	Pass
1409.000	-50.38	9.46	-13.0	37.38	262.00	Vertical	Vertical	Pass
2132.000	-38.81	9.85	-13.0	25.81	245.40	Vertical	Vertical	N/A
3463.125	-53.81	17.55	-13.0	40.81	203.80	Vertical	Vertical	Pass
5196.188	-44.87	22.24	-13.0	31.87	179.80	Vertical	Vertical	Pass
13107.063	-35.90	42.28	-13.0	22.90	22.50	Vertical	Vertical	Pass

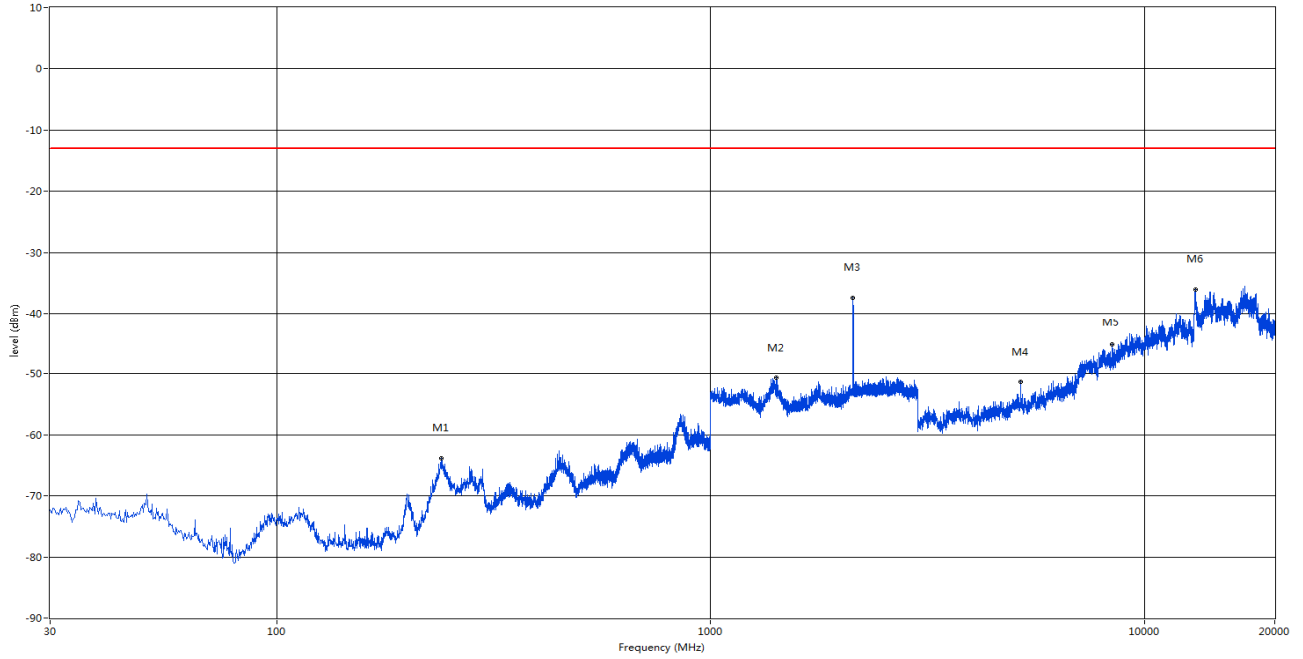
RSE Test case_FCC PART22&24&27_FCC PART 27_1700_WCDMA B4<E B4



Frequency (MHz)	Result (dBm)	Factor (dB)	PK Limit (dBm)	Margin (dB)	Table (o)	ANT	EUT	Verdict
242.672	-64.28	1.94	-13.0	51.28	158.40	Vertical	Horizontal	Pass
846.497	-56.45	10.32	-13.0	43.45	246.20	Vertical	Horizontal	Pass
2132.000	-39.15	9.85	-13.0	26.15	359.10	Vertical	Horizontal	N/A
5196.188	-49.38	22.24	-13.0	36.38	1.10	Vertical	Horizontal	Pass
13087.126	-35.20	41.72	-13.0	22.20	308.70	Vertical	Horizontal	Pass
17277.624	-35.60	39.15	-13.0	22.60	120.90	Vertical	Horizontal	Pass

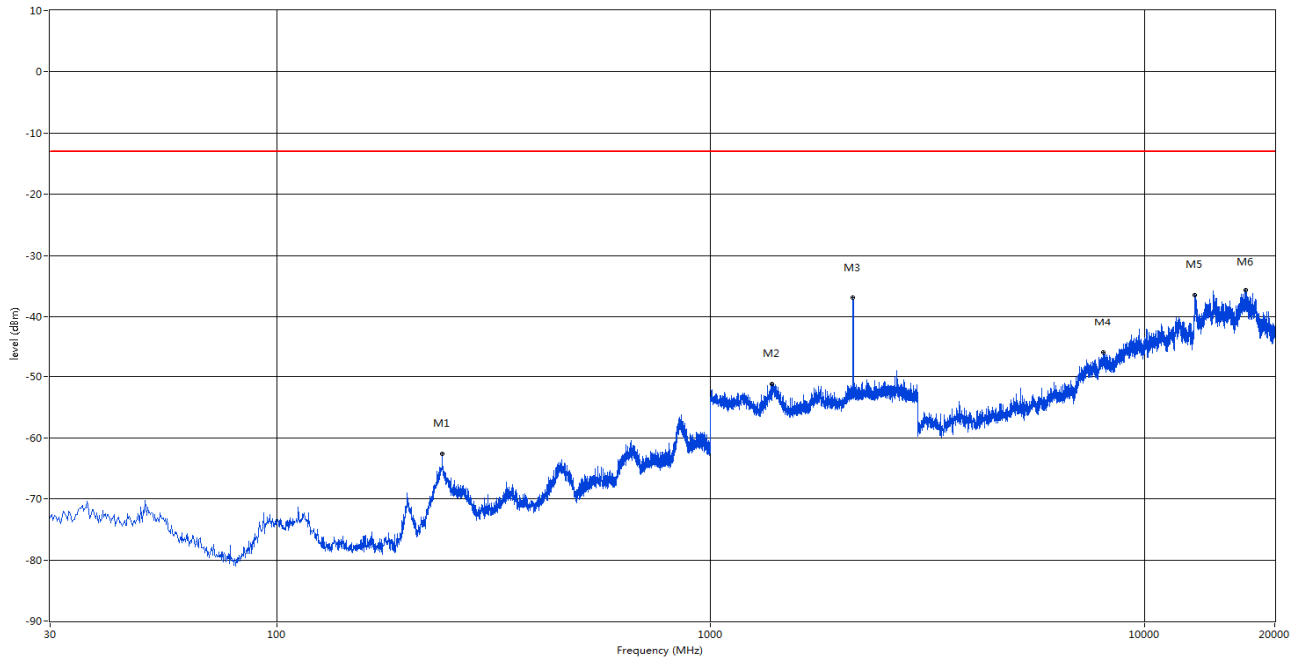
1.20. LTE B4 CH20175 BW3 1RB

RSE Test case_FCC PART22&24&27_FCC PART 27_1700_WCDMA B4<E B4



Frequency (MHz)	Result (dBm)	Factor (dB)	PK Limit (dBm)	Margin (dB)	Table (o)	ANT	EUT	Verdict
240.005	-63.85	2.72	-13.0	50.85	233.60	Vertical	Vertical	Pass
1415.000	-50.66	9.28	-13.0	37.66	297.50	Vertical	Vertical	Pass
2131.500	-37.36	9.85	-13.0	24.36	20.40	Vertical	Vertical	N/A
5196.188	-51.34	22.24	-13.0	38.34	167.30	Vertical	Vertical	Pass
8423.437	-45.22	30.55	-13.0	32.22	352.20	Vertical	Vertical	Pass
13139.687	-36.01	41.02	-13.0	23.01	347.40	Vertical	Vertical	Pass

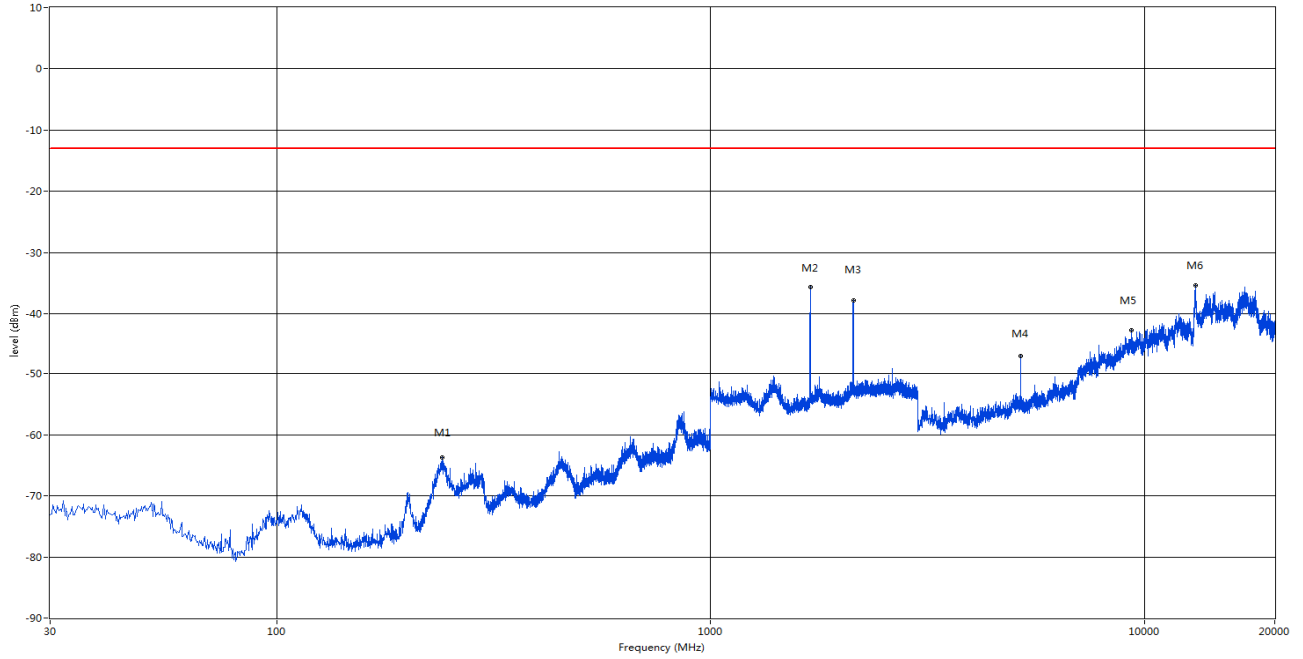
RSE Test case_FCC PART22&24&27_FCC PART 27_1700_WCDMA B4<E B4



Frequency (MHz)	Result (dBm)	Factor (dB)	PK Limit (dBm)	Margin (dB)	Table (o)	ANT	EUT	Verdict
240.732	-62.66	2.51	-13.0	49.66	56.00	Vertical	Horizontal	Pass
1388.000	-51.18	9.31	-13.0	38.18	193.50	Vertical	Horizontal	Pass
2131.500	-36.90	9.85	-13.0	23.90	316.80	Vertical	Horizontal	N/A
8031.000	-46.01	30.44	-13.0	33.01	46.00	Vertical	Horizontal	Pass
13099.813	-36.52	42.54	-13.0	23.52	305.60	Vertical	Horizontal	Pass
17147.125	-35.59	39.91	-13.0	22.59	242.00	Vertical	Horizontal	Pass

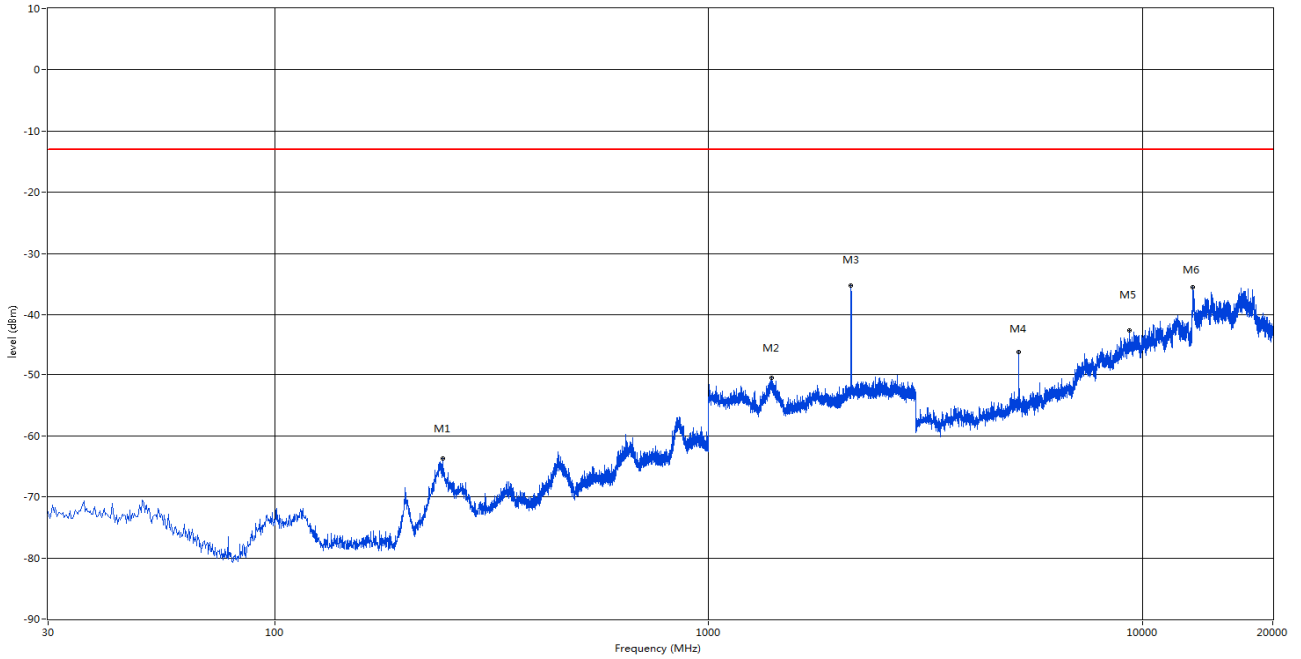
1.21. LTE B4 CH20175 BW5 1RB

RSE Test case_FCC PART22&24&27_FCC PART 27_1700_WCDMA B4<E B4



Frequency (MHz)	Result (dBm)	Factor (dB)	PK Limit (dBm)	Margin (dB)	Table (o)	ANT	EUT	Verdict
240.975	-63.66	2.44	-13.0	50.66	268.10	Vertical	Vertical	Pass
1700.000	-35.63	8.17	-13.0	22.63	146.70	Vertical	Vertical	N/A
2133.500	-37.89	9.87	-13.0	24.89	137.00	Vertical	Vertical	N/A
5191.312	-47.06	22.27	-13.0	34.06	177.30	Vertical	Vertical	Pass
9354.563	-42.88	34.12	-13.0	29.88	349.00	Vertical	Vertical	Pass
13116.125	-35.32	41.93	-13.0	22.32	70.20	Vertical	Vertical	Pass

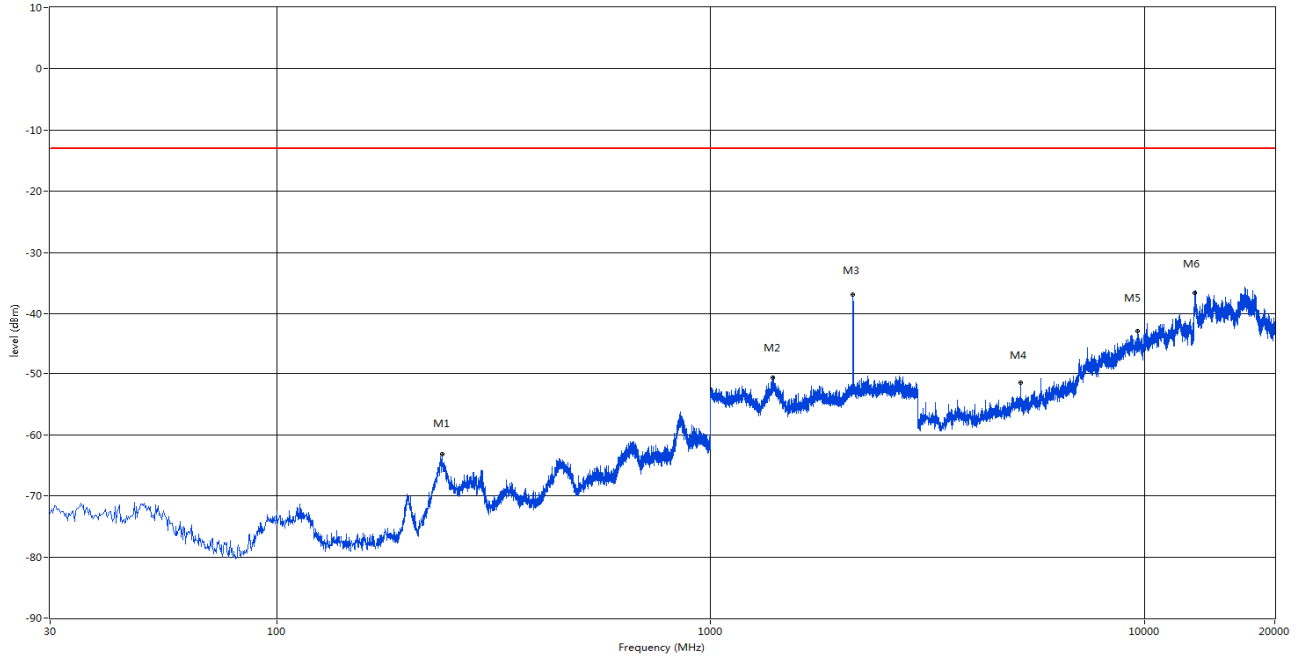
RSE Test case_FCC PART22&24&27_FCC PART 27_1700_WCDMA B4<E B4



Frequency (MHz)	Result (dBm)	Factor (dB)	PK Limit (dBm)	Margin (dB)	Table (o)	ANT	EUT	Verdict
243.885	-63.67	1.59	-13.0	50.67	268.20	Vertical	Horizontal	Pass
1400.000	-50.55	9.89	-13.0	37.55	226.30	Vertical	Horizontal	Pass
2132.500	-35.29	9.86	-13.0	22.29	134.10	Vertical	Horizontal	N/A
5191.312	-46.33	22.27	-13.0	33.33	161.40	Vertical	Horizontal	Pass
9349.687	-42.76	34.03	-13.0	29.76	91.60	Vertical	Horizontal	Pass
13101.625	-35.56	42.49	-13.0	22.56	189.60	Vertical	Horizontal	Pass

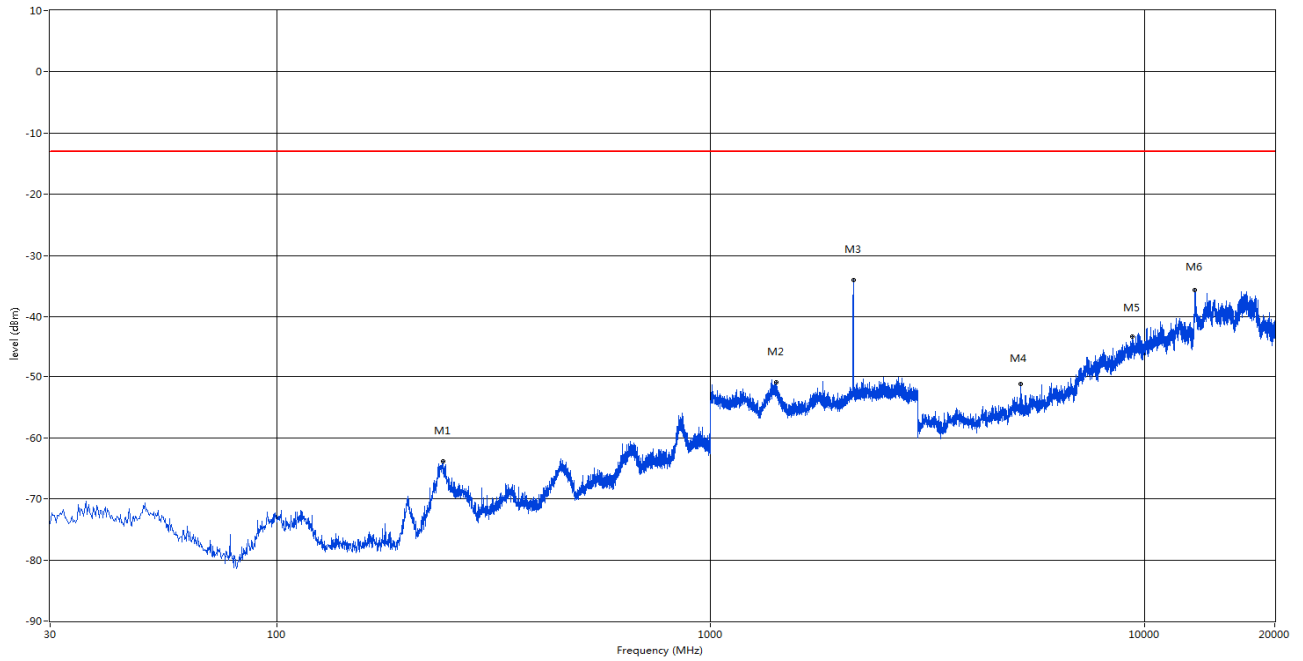
1.22. LTE B4 CH20175 BW10 1RB

RSE Test case_FCC PART22&24&27_FCC PART 27_1700_WCDMA B4<E B4



Frequency (MHz)	Result (dBm)	Factor (dB)	PK Limit (dBm)	Margin (dB)	Table (o)	ANT	EUT	Verdict
240.732	-63.17	2.51	-13.0	50.17	59.50	Vertical	Vertical	Pass
1388.500	-50.69	9.33	-13.0	37.69	0.00	Vertical	Vertical	Pass
2129.500	-36.92	9.85	-13.0	23.92	68.50	Vertical	Vertical	N/A
5198.625	-51.39	22.25	-13.0	38.39	338.60	Vertical	Vertical	Pass
9661.688	-43.06	34.64	-13.0	30.06	297.20	Vertical	Vertical	Pass
13107.063	-36.55	42.28	-13.0	23.55	94.50	Vertical	Vertical	Pass

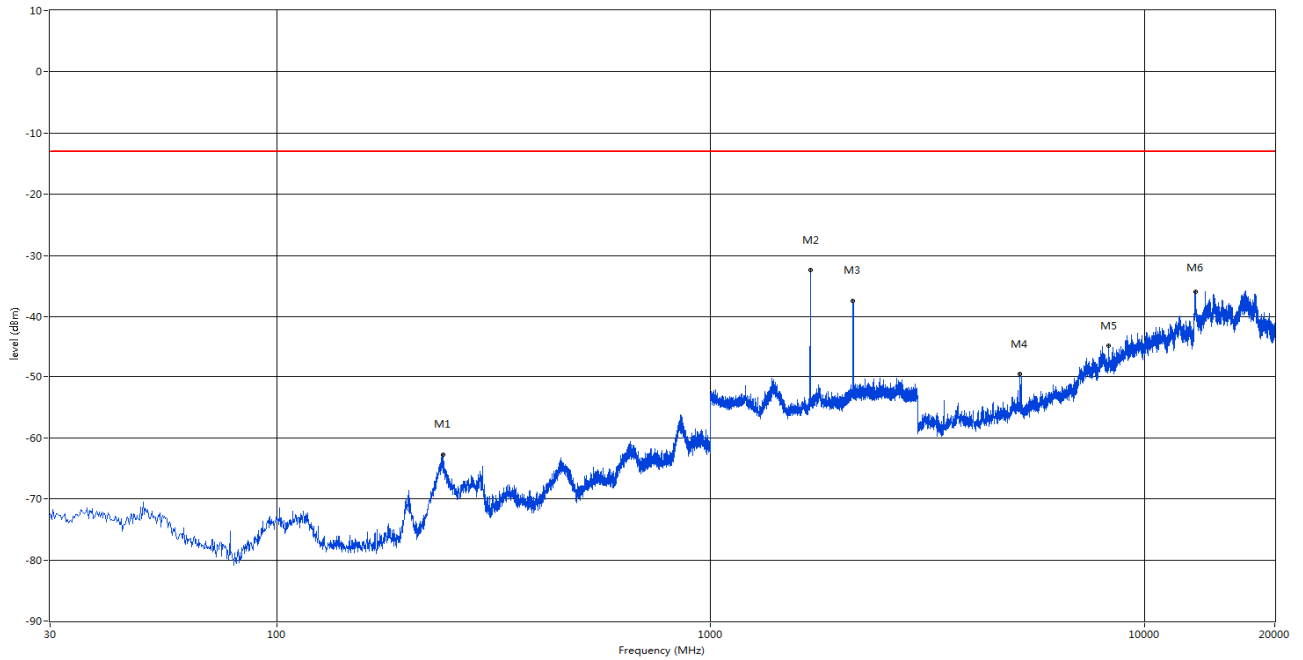
RSE Test case_FCC PART22&24&27_FCC PART 27_1700_WCDMA B4<E B4



Frequency (MHz)	Result (dBm)	Factor (dB)	PK Limit (dBm)	Margin (dB)	Table (o)	ANT	EUT	Verdict
241.218	-63.84	2.36	-13.0	50.84	311.00	Vertical	Horizontal	Pass
1417.000	-50.87	9.20	-13.0	37.87	242.60	Vertical	Horizontal	Pass
2135.500	-33.98	9.86	-13.0	20.98	136.80	Vertical	Horizontal	N/A
5201.062	-51.15	22.19	-13.0	38.15	344.90	Vertical	Horizontal	Pass
9393.563	-43.45	34.43	-13.0	30.45	151.60	Vertical	Horizontal	Pass
13099.813	-35.60	42.54	-13.0	22.60	150.90	Vertical	Horizontal	Pass

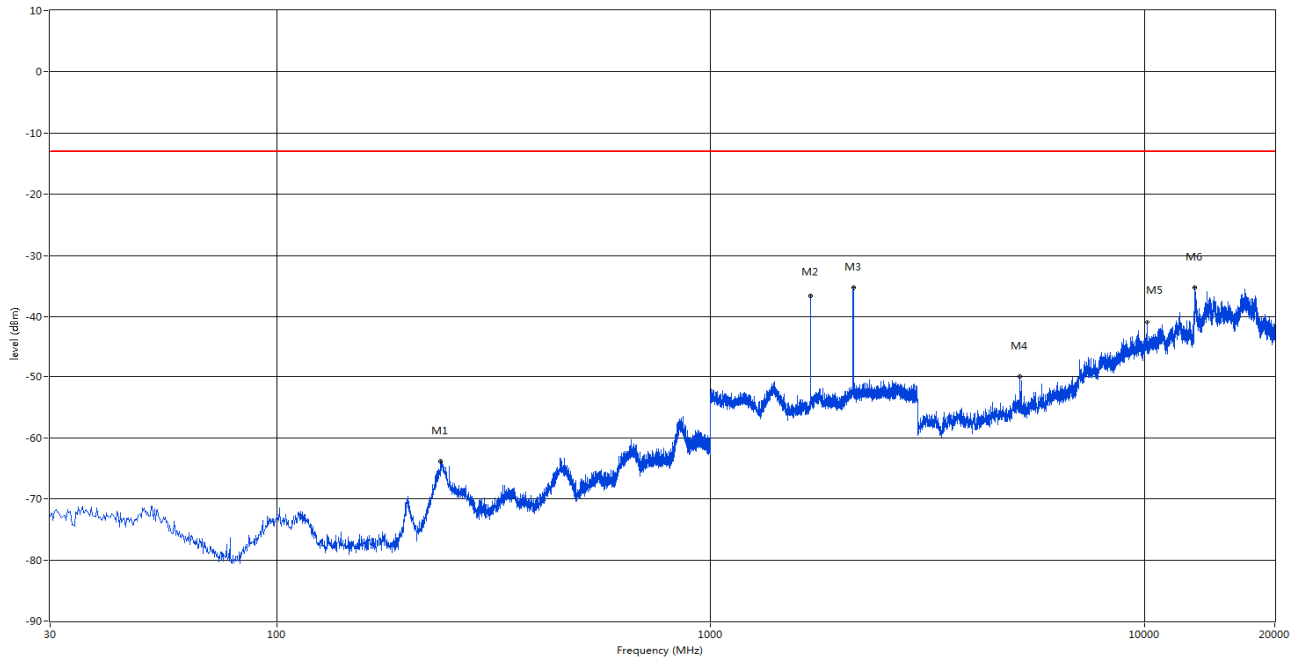
1.23. LTE B4 CH20175 BW15 1RB

RSE Test case_FCC PART22&24&27_FCC PART 27_1700_WCDMA B4<E B4



Frequency (MHz)	Result (dBm)	Factor (dB)	PK Limit (dBm)	Margin (dB)	Table (o)	ANT	EUT	Verdict
241.702	-62.70	2.22	-13.0	49.70	257.50	Vertical	Vertical	Pass
1699.000	-32.31	8.16	-13.0	19.31	170.60	Vertical	Vertical	N/A
2128.500	-37.40	9.86	-13.0	24.40	293.60	Vertical	Vertical	N/A
5176.688	-49.51	22.23	-13.0	36.51	203.10	Vertical	Vertical	Pass
8262.562	-44.96	30.67	-13.0	31.96	249.00	Vertical	Vertical	Pass
13130.625	-35.90	41.37	-13.0	22.90	216.50	Vertical	Vertical	Pass

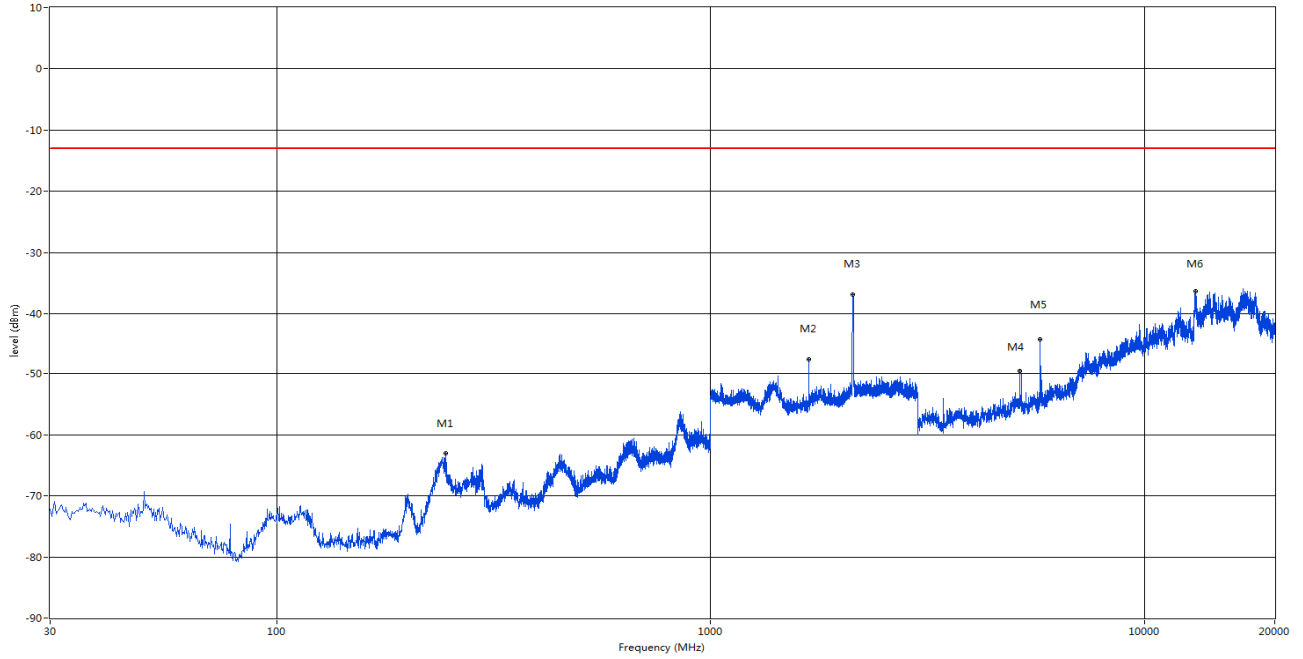
RSE Test case_FCC PART22&24&27_FCC PART 27_1700_WCDMA B4<E B4



Frequency (MHz)	Result (dBm)	Factor (dB)	PK Limit (dBm)	Margin (dB)	Table (o)	ANT	EUT	Verdict
238.792	-63.78	2.25	-13.0	50.78	232.00	Vertical	Horizontal	Pass
1699.000	-36.61	8.16	-13.0	23.61	0.80	Vertical	Horizontal	N/A
2136.000	-35.30	9.86	-13.0	22.30	137.20	Vertical	Horizontal	N/A
5176.688	-49.90	22.23	-13.0	36.90	5.00	Vertical	Horizontal	Pass
10149.188	-41.01	34.99	-13.0	28.01	5.00	Vertical	Horizontal	Pass
13094.375	-35.25	42.19	-13.0	22.25	2.00	Vertical	Horizontal	Pass

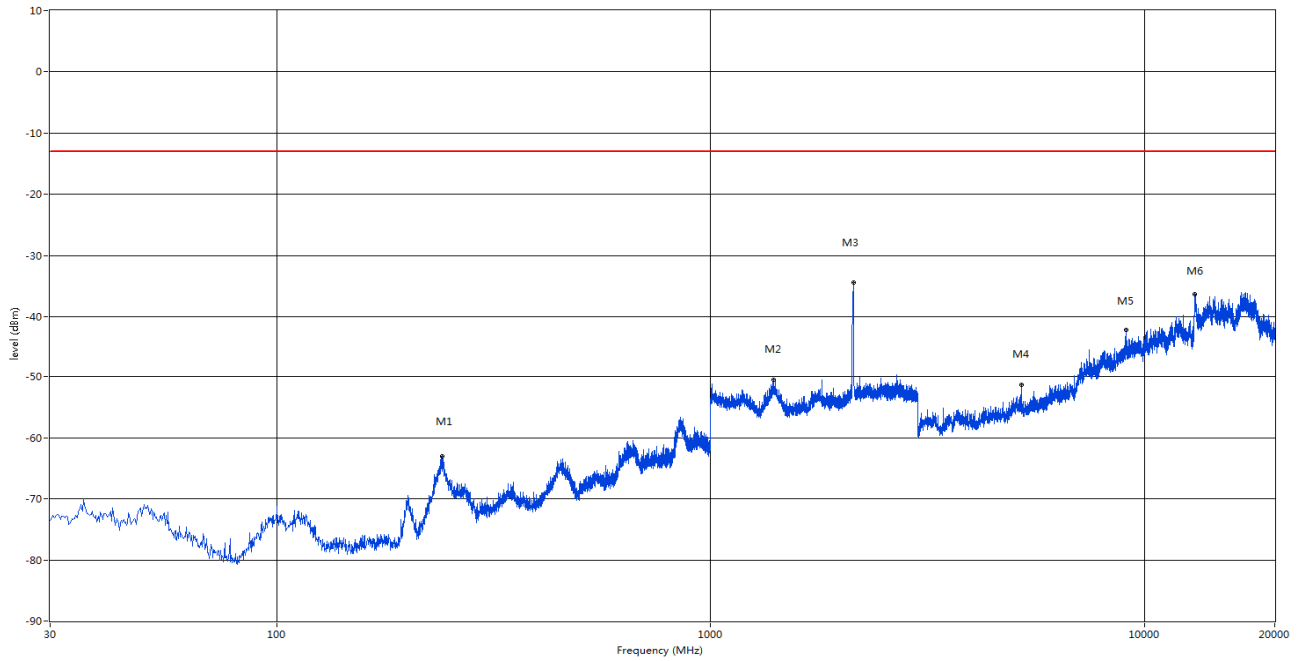
1.24. LTE B4 CH20175 BW20 1RB

RSE Test case_FCC PART22&24&27_FCC PART 27_1700_WCDMA B4<E B4



Frequency (MHz)	Result (dBm)	Factor (dB)	PK Limit (dBm)	Margin (dB)	Table (o)	ANT	EUT	Verdict
244.855	-63.09	1.30	-13.0	50.09	42.30	Vertical	Vertical	Pass
1688.000	-47.64	7.67	-13.0	34.64	150.30	Vertical	Vertical	N/A
2126.500	-36.82	9.87	-13.0	23.82	21.30	Vertical	Vertical	N/A
5169.375	-49.48	22.23	-13.0	36.48	181.00	Vertical	Vertical	Pass
5761.688	-44.34	23.07	-13.0	31.34	76.10	Vertical	Vertical	Pass
13134.250	-36.27	41.23	-13.0	23.27	74.50	Vertical	Vertical	Pass

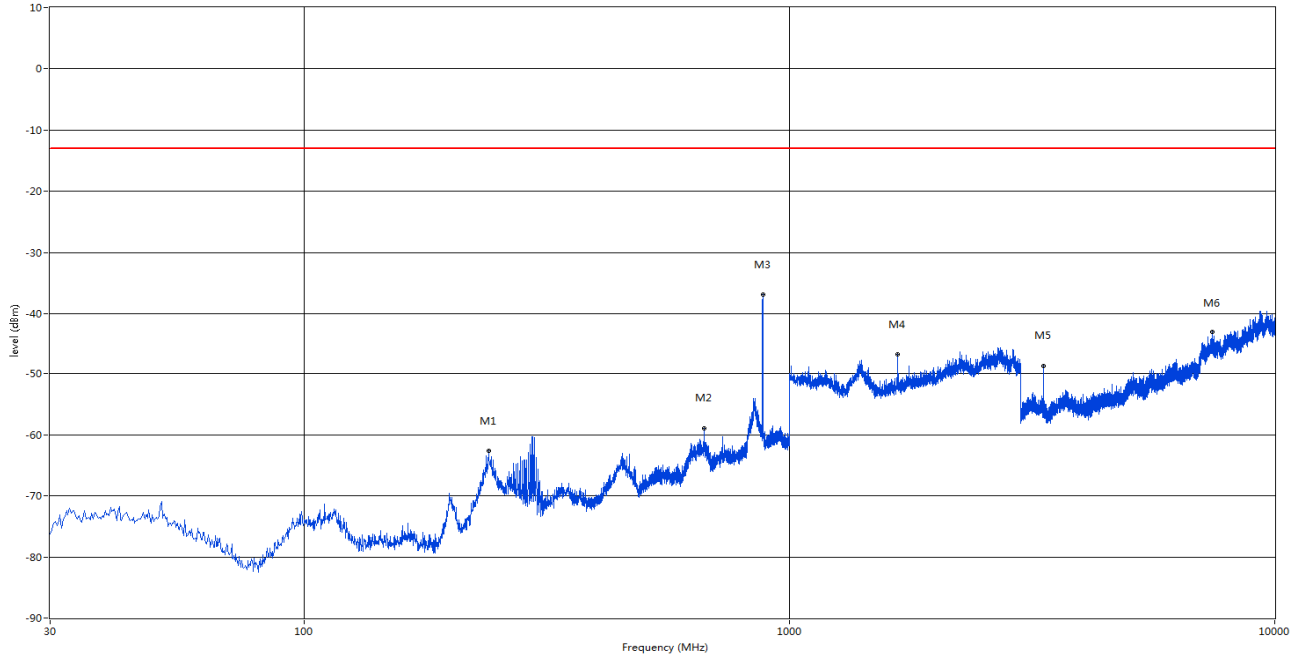
RSE Test case_FCC PART22&24&27_FCC PART 27_1700_WCDMA B4<E B4



Frequency (MHz)	Result (dBm)	Factor (dB)	PK Limit (dBm)	Margin (dB)	Table (o)	ANT	EUT	Verdict
240.248	-63.01	2.65	-13.0	50.01	207.00	Vertical	Horizontal	Pass
1397.000	-50.51	9.72	-13.0	37.51	197.40	Vertical	Horizontal	Pass
2139.500	-34.47	9.78	-13.0	21.47	134.10	Vertical	Horizontal	N/A
5205.938	-51.35	22.17	-13.0	38.35	232.30	Vertical	Horizontal	Pass
9066.937	-42.37	33.09	-13.0	29.37	14.90	Vertical	Horizontal	Pass
13101.625	-36.29	42.49	-13.0	23.29	173.50	Vertical	Horizontal	Pass

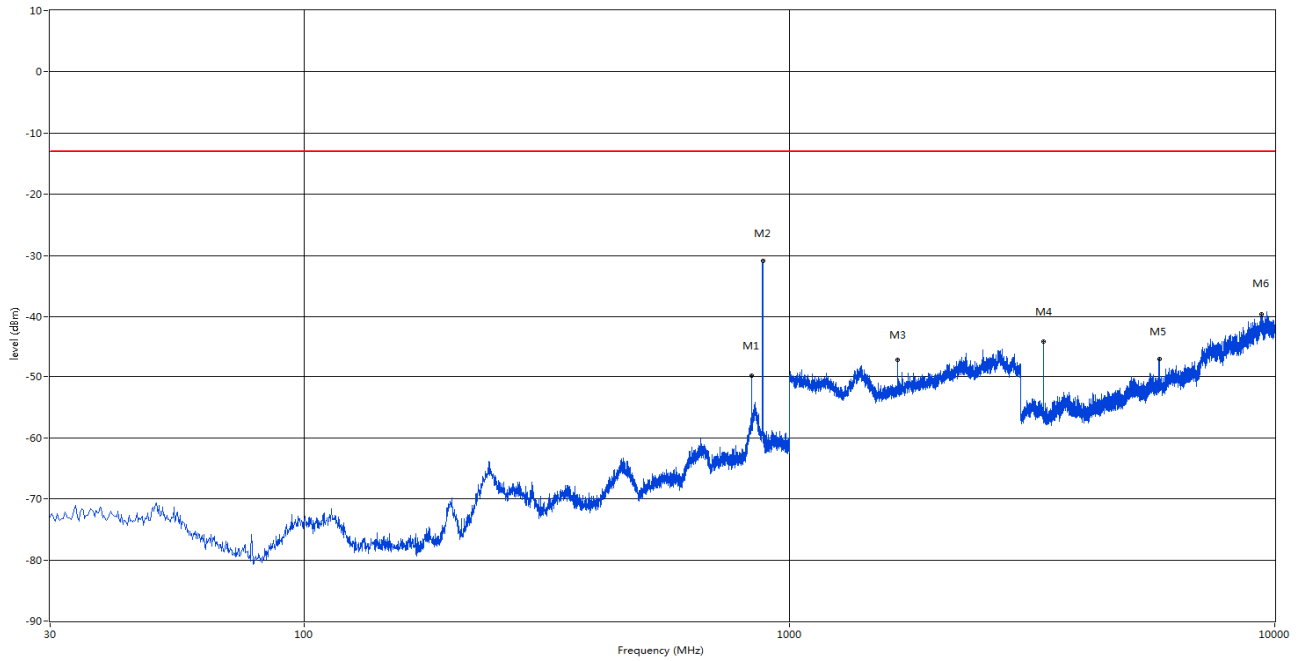
1.25. LTE B5 CH20525 BW1.4 1RB

RSE Test case_FCC PART22&24&27_FCC PART 22_850_GSM 850&CDMA BC0&WCDMA B5<E B5&26



Frequency (MHz)	Result (dBm)	Factor (dB)	PK Limit (dBm)	Margin (dB)	Table (o)	ANT	EUT	Verdict
240.005	-62.68	2.68	-13.0	49.68	325.00	Horizontal	Horizontal	Pass
668.503	-58.91	5.93	-13.0	45.91	179.90	Horizontal	Horizontal	Pass
881.660	-36.92	7.98	-13.0	23.92	292.40	Horizontal	Horizontal	N/A
1672.000	-46.85	10.43	-13.0	33.85	348.20	Horizontal	Horizontal	Pass
3344.250	-48.72	17.38	-13.0	35.72	58.70	Horizontal	Horizontal	Pass
7436.000	-43.20	29.13	-13.0	30.20	238.00	Horizontal	Horizontal	Pass

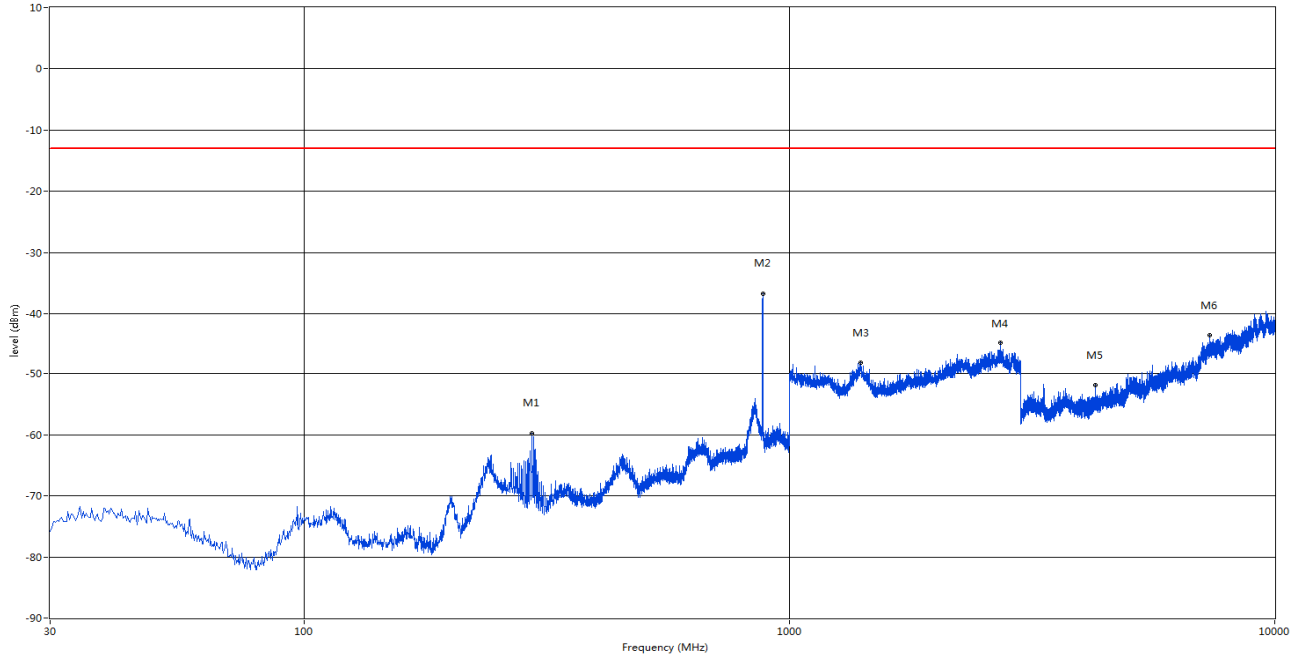
RSE Test case_FCC PART22&24&27_FCC PART 22_850_GSM 850&CDMA BC0&WCDMA B5<E B5&26



Frequency (MHz)	Result (dBm)	Factor (dB)	PK Limit (dBm)	Margin (dB)	Table (o)	ANT	EUT	Verdict
836.070	-49.88	11.02	-13.0	36.88	59.80	Vertical	Vertical	N/A
881.175	-30.93	8.04	-13.0	17.93	358.40	Vertical	Vertical	N/A
1672.000	-47.16	10.43	-13.0	34.16	179.10	Vertical	Vertical	Pass
3344.250	-44.22	17.38	-13.0	31.22	21.90	Vertical	Vertical	Pass
5789.250	-47.07	22.91	-13.0	34.07	283.60	Vertical	Vertical	Pass
9375.000	-39.58	34.46	-13.0	26.58	290.20	Vertical	Vertical	Pass

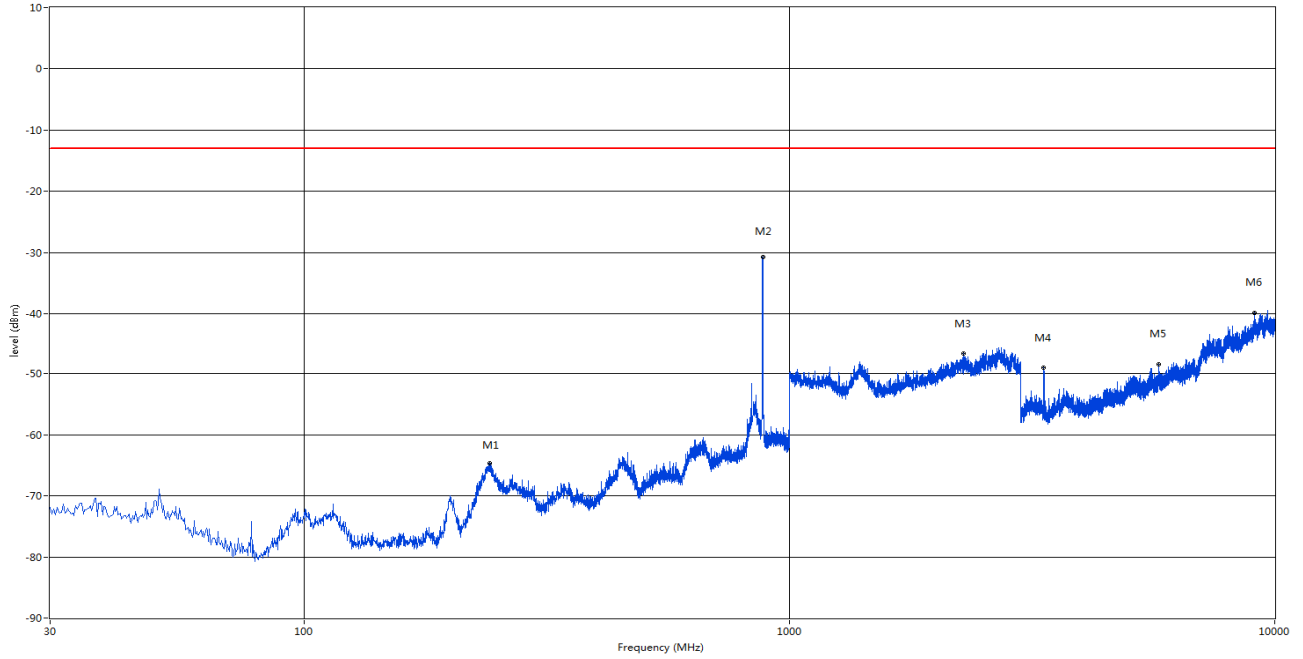
1.26. LTE B5 CH20525 BW3 1RB

RSE Test case_FCC PART22&24&27_FCC PART 22_850_GSM 850&CDMA BC0&WCDMA B5<E B5&26



Frequency (MHz)	Result (dBm)	Factor (dB)	PK Limit (dBm)	Margin (dB)	Table (o)	ANT	EUT	Verdict
294.810	-59.75	-5.21	-13.0	46.75	327.60	Horizontal	Horizontal	Pass
882.388	-36.76	7.92	-13.0	23.76	324.80	Horizontal	Horizontal	N/A
1400.500	-48.22	12.63	-13.0	35.22	43.60	Horizontal	Horizontal	Pass
2721.500	-44.90	16.14	-13.0	31.90	199.10	Horizontal	Horizontal	Pass
4266.750	-51.87	20.20	-13.0	38.87	7.80	Horizontal	Horizontal	Pass
7347.000	-43.68	29.20	-13.0	30.68	56.20	Horizontal	Horizontal	Pass

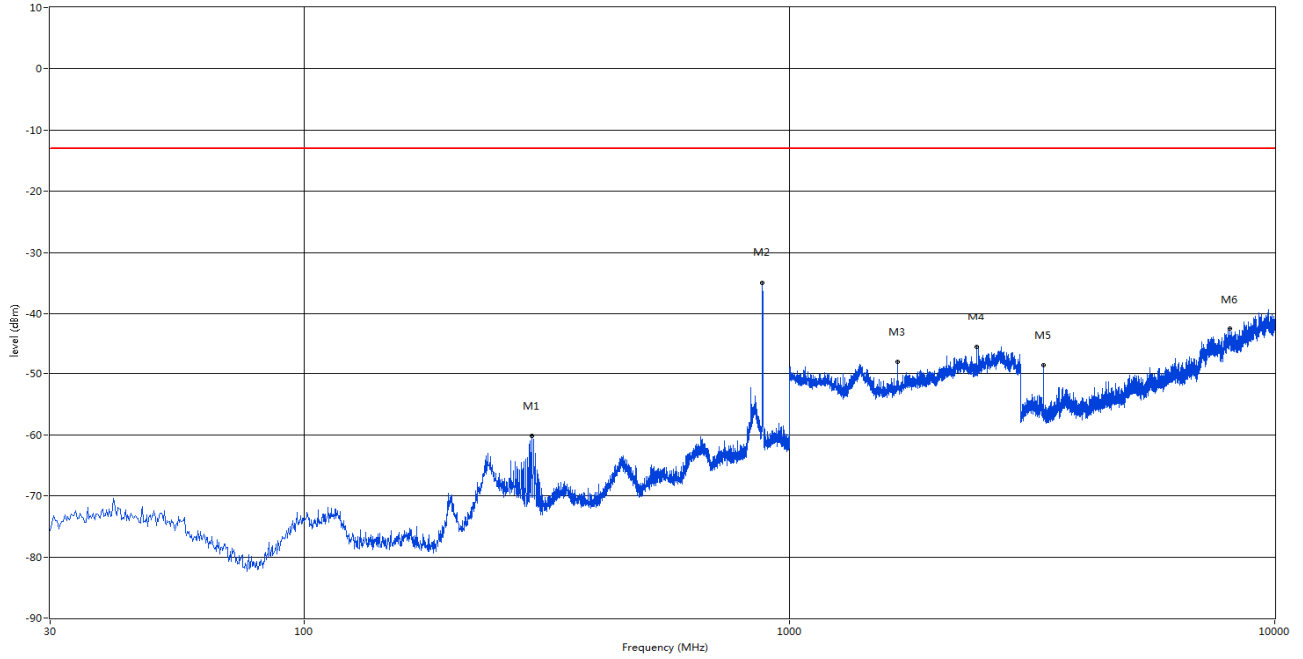
RSE Test case_FCC PART22&24&27_FCC PART 22_850_GSM 850&CDMA BC0&WCDMA B5<E B5&26



Frequency (MHz)	Result (dBm)	Factor (dB)	PK Limit (dBm)	Margin (dB)	Table (o)	ANT	EUT	Verdict
240.975	-64.61	2.40	-13.0	51.61	91.50	Vertical	Vertical	Pass
881.417	-30.73	8.01	-13.0	17.73	297.60	Vertical	Vertical	N/A
2281.500	-46.67	13.43	-13.0	33.67	217.70	Vertical	Vertical	Pass
3343.500	-49.06	17.37	-13.0	36.06	73.60	Vertical	Vertical	Pass
5760.750	-48.46	23.07	-13.0	35.46	32.90	Vertical	Vertical	Pass
9102.000	-39.83	33.51	-13.0	26.83	8.90	Vertical	Vertical	Pass

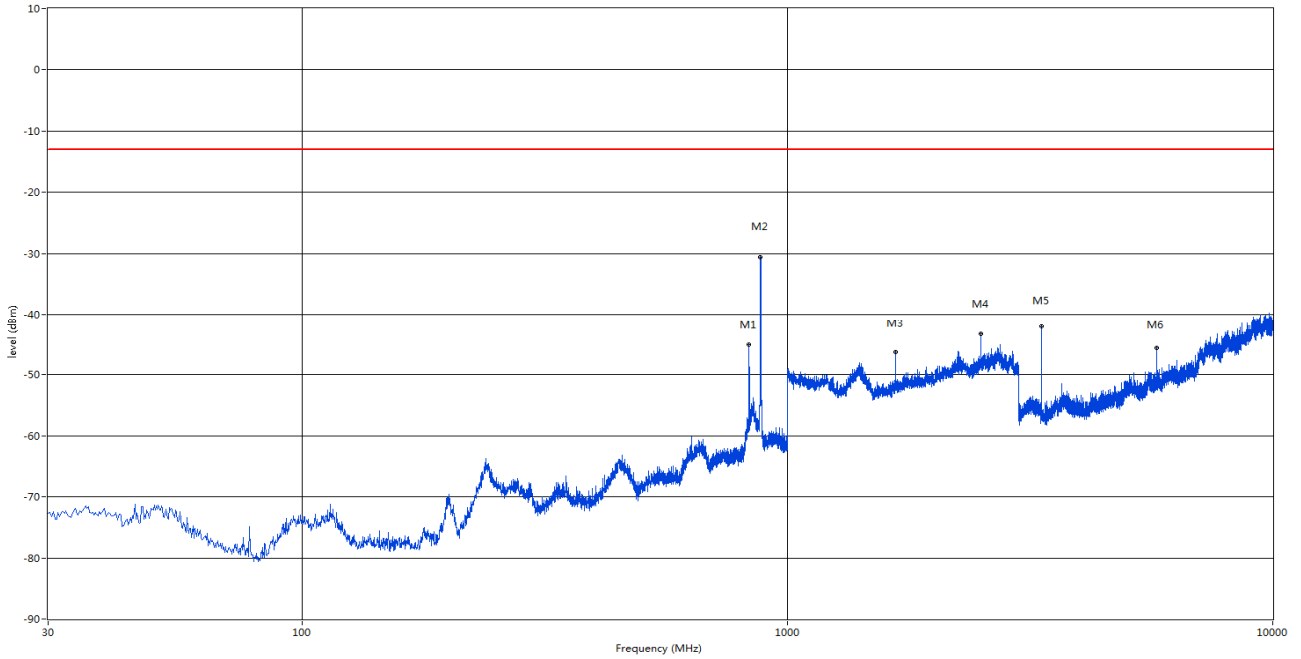
1.27. LTE B5 CH20525 BW5 1RB

RSE Test case_FCC PART22&24&27_FCC PART 22_850_GSM 850&CDMA BC0&WCDMA B5<E B5&26



Frequency (MHz)	Result (dBm)	Factor (dB)	PK Limit (dBm)	Margin (dB)	Table (o)	ANT	EUT	Verdict
294.325	-60.19	-5.21	-13.0	47.19	324.30	Horizontal	Horizontal	Pass
879.478	-34.93	8.24	-13.0	21.93	333.90	Horizontal	Horizontal	N/A
1668.500	-48.07	10.40	-13.0	35.07	258.60	Horizontal	Horizontal	Pass
2432.500	-45.53	13.51	-13.0	32.53	271.80	Horizontal	Horizontal	Pass
3337.500	-48.62	17.43	-13.0	35.62	65.50	Horizontal	Horizontal	Pass
8088.000	-42.63	31.54	-13.0	29.63	47.00	Horizontal	Horizontal	Pass

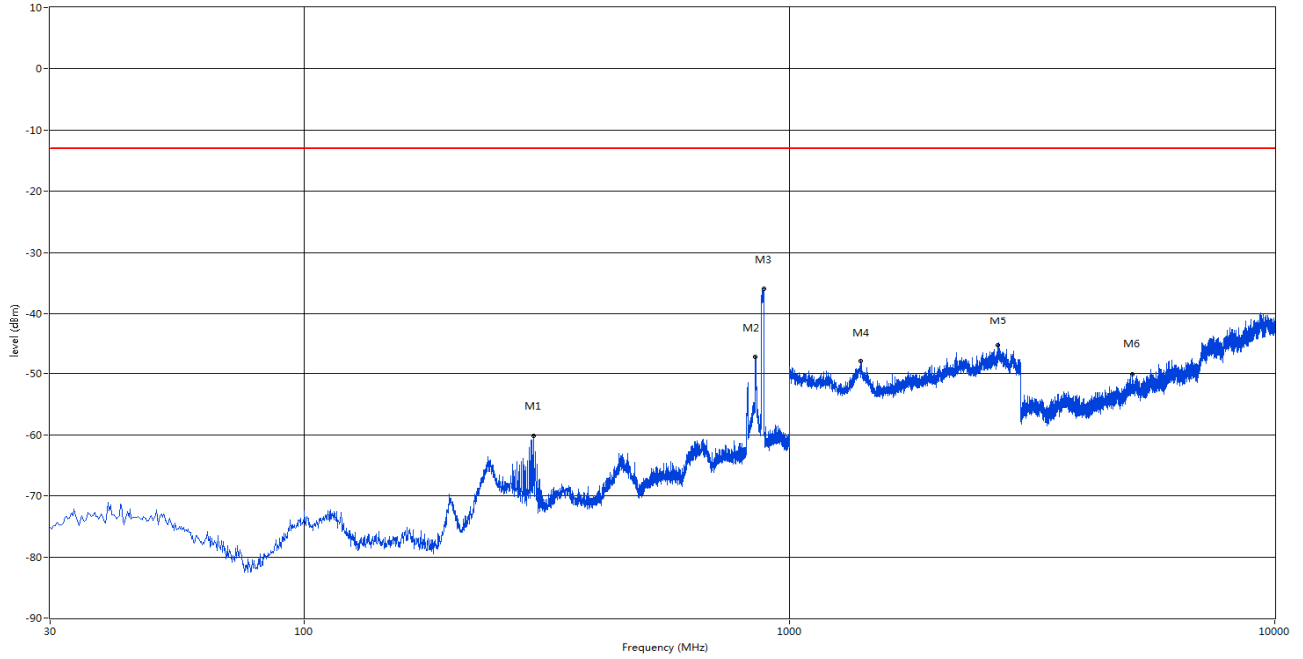
RSE Test case_FCC PART22&24&27_FCC PART 22_850_GSM 850&CDMA BC0&WCDMA B5<E B5&26



Frequency (MHz)	Result (dBm)	Factor (dB)	PK Limit (dBm)	Margin (dB)	Table (o)	ANT	EUT	Verdict
834.372	-45.04	10.65	-13.0	32.04	39.70	Vertical	Vertical	N/A
879.478	-30.54	8.24	-13.0	17.54	358.80	Vertical	Vertical	N/A
1668.500	-46.26	10.40	-13.0	33.26	25.80	Vertical	Vertical	Pass
2503.000	-43.21	14.40	-13.0	30.21	197.20	Vertical	Vertical	Pass
3337.500	-42.10	17.43	-13.0	29.10	305.60	Vertical	Vertical	Pass
5764.500	-45.61	23.08	-13.0	32.61	326.70	Vertical	Vertical	Pass

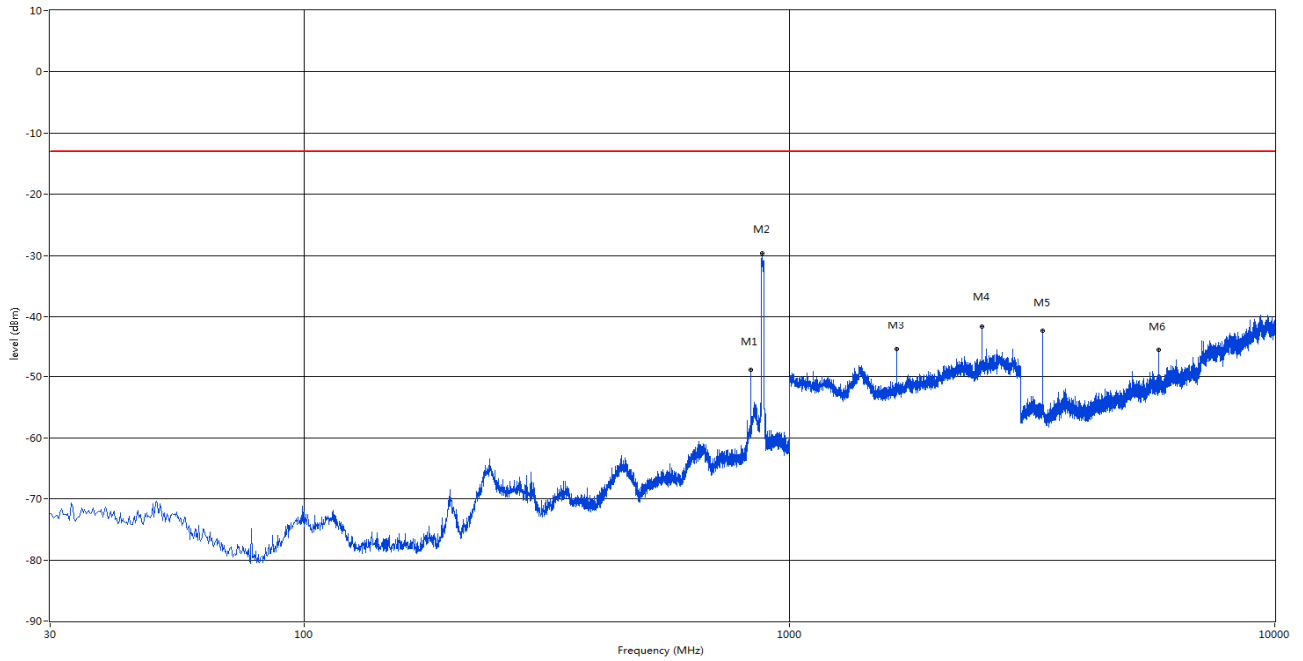
1.28. LTE B5 CH20525 BW10 1RB

RSE Test case_FCC PART22&24&27_FCC PART 22_850_GSM 850&CDMA BC0&WCDMA B5<E B5&26



Frequency (MHz)	Result (dBm)	Factor (dB)	PK Limit (dBm)	Margin (dB)	Table (o)	ANT	EUT	Verdict
296.750	-60.21	-5.15	-13.0	47.21	326.80	Horizontal	Horizontal	Pass
852.075	-47.20	12.63	-13.0	34.20	9.60	Horizontal	Horizontal	N/A
885.540	-35.89	7.55	-13.0	22.89	9.60	Horizontal	Horizontal	N/A
1400.500	-47.93	12.63	-13.0	34.93	307.10	Horizontal	Horizontal	Pass
2692.500	-45.32	16.48	-13.0	32.32	333.70	Horizontal	Horizontal	Pass
5092.500	-50.09	22.00	-13.0	37.09	0.00	Horizontal	Horizontal	Pass

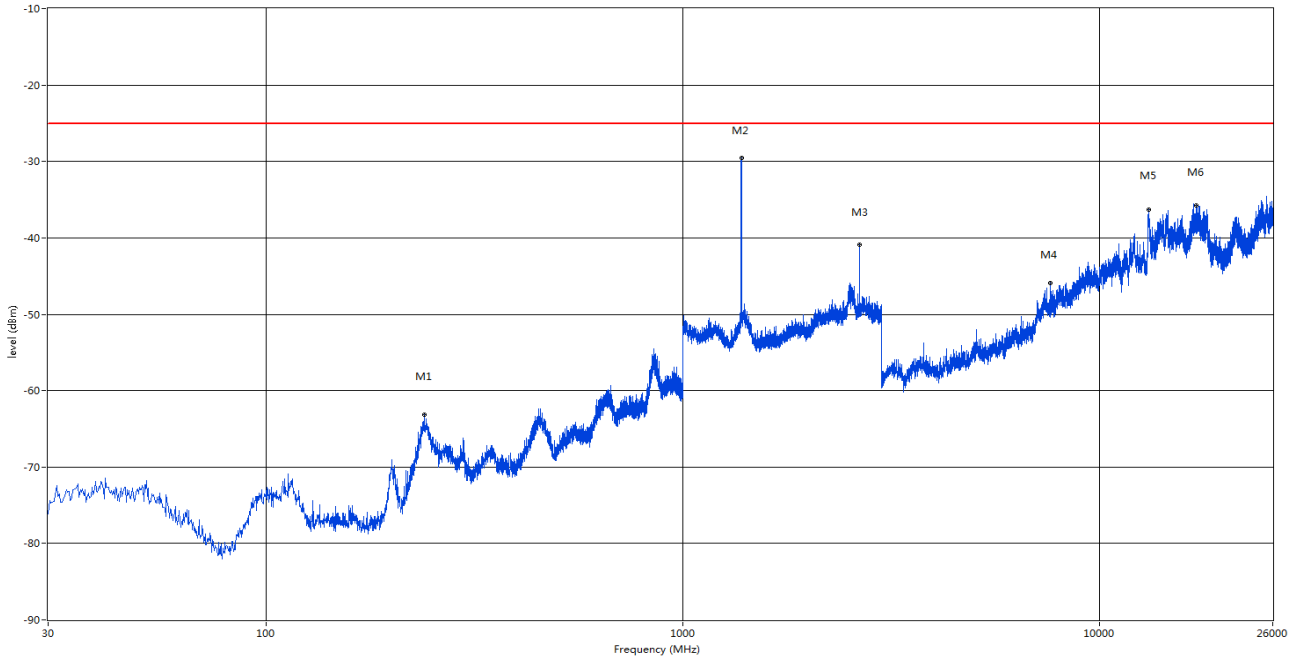
RSE Test case_FCC PART22&24&27_FCC PART 22_850_GSM 850&CDMA BC0&WCDMA B5<E B5&26



Frequency (MHz)	Result (dBm)	Factor (dB)	PK Limit (dBm)	Margin (dB)	Table (o)	ANT	EUT	Verdict
832.190	-48.87	10.19	-13.0	35.87	338.10	Vertical	Vertical	N/A
877.780	-29.69	8.45	-13.0	16.69	360.00	Vertical	Vertical	N/A
1664.000	-45.48	10.29	-13.0	32.48	32.40	Vertical	Vertical	Pass
2496.000	-41.78	14.57	-13.0	28.78	48.80	Vertical	Vertical	Pass
3328.500	-42.40	17.50	-13.0	29.40	26.70	Vertical	Vertical	Pass
5764.500	-45.63	23.08	-13.0	32.63	342.80	Vertical	Vertical	Pass

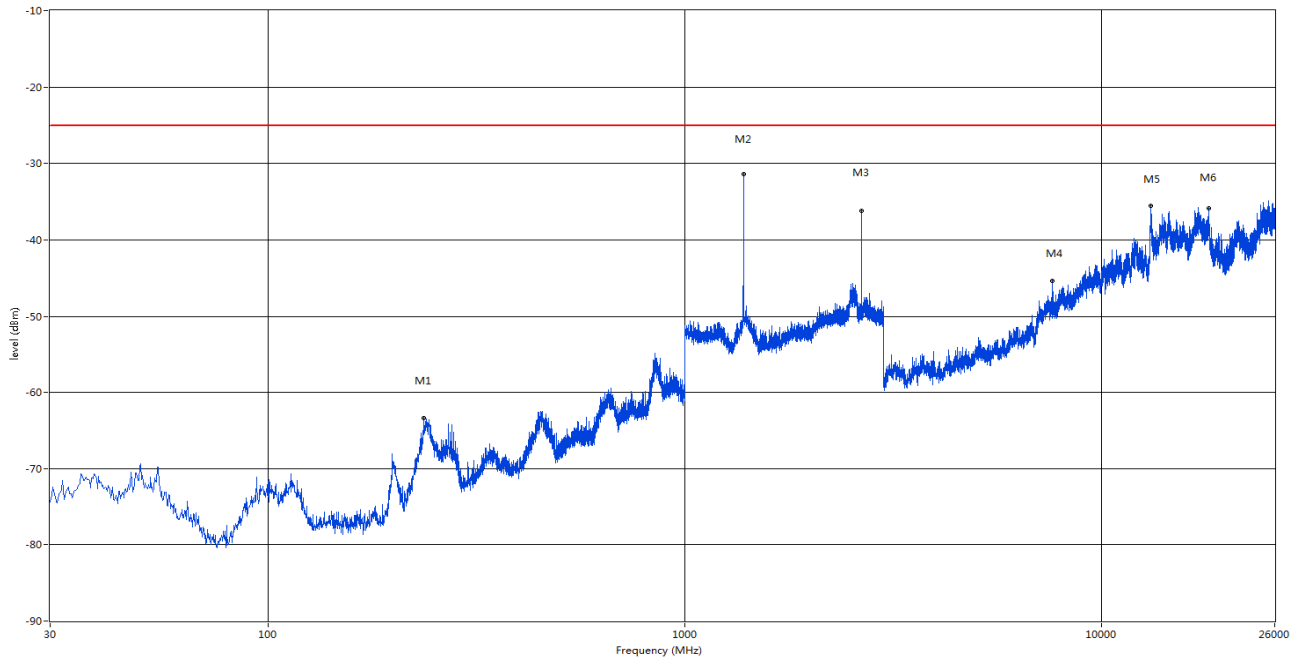
1.29. LTE B7 CH21100 BW5 1RB

RSE Test case_FCC PART22&24&27_FCC PART 27_2535_LTE B7



Frequency (MHz)	Result (dBm)	Factor (dB)	PK Limit (dBm)	Margin (dB)	Table (o)	ANT	EUT	Verdict
240.005	-63.21	3.33	-25.0	38.21	194.10	Horizontal	Horizontal	Pass
1381.000	-29.49	10.80	-25.0	4.49	2.80	Horizontal	Horizontal	Pass
2655.500	-40.85	13.57	-25.0	15.85	124.30	Horizontal	Horizontal	N/A
7599.563	-45.83	28.80	-25.0	20.83	244.90	Horizontal	Horizontal	Pass
13117.938	-36.28	41.86	-25.0	11.28	357.30	Horizontal	Horizontal	Pass
17078.250	-35.69	39.60	-25.0	10.69	178.40	Horizontal	Horizontal	Pass

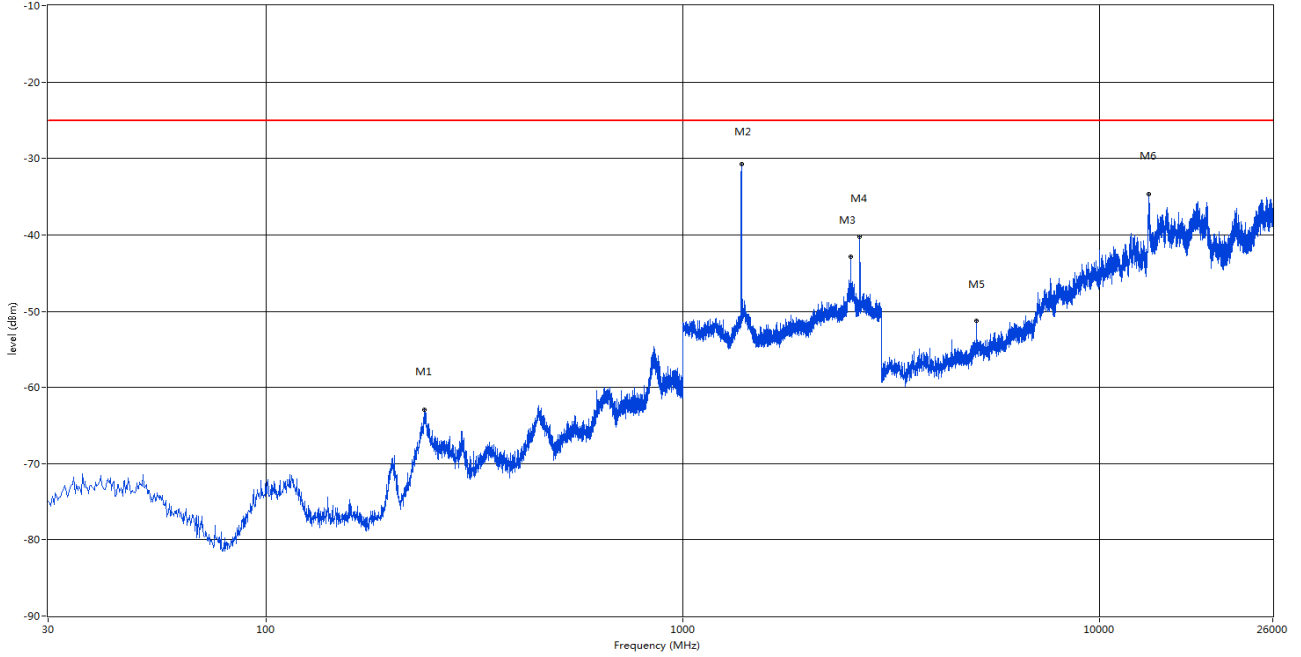
RSE Test case_FCC PART22&24&27_FCC PART 27_2535_LTE B7



Frequency (MHz)	Result (dBm)	Factor (dB)	PK Limit (dBm)	Margin (dB)	Table (o)	ANT	EUT	Verdict
236.367	-63.45	1.89	-25.0	38.45	298.80	Vertical	Vertical	Pass
1383.500	-31.39	10.82	-25.0	6.39	321.10	Vertical	Vertical	Pass
2656.500	-36.17	13.62	-25.0	11.17	287.70	Vertical	Vertical	N/A
7599.563	-45.29	28.80	-25.0	20.29	309.00	Vertical	Vertical	Pass
13134.250	-35.53	41.23	-25.0	10.53	0.00	Vertical	Vertical	Pass
18076.938	-35.87	39.03	-25.0	10.87	86.80	Vertical	Vertical	Pass

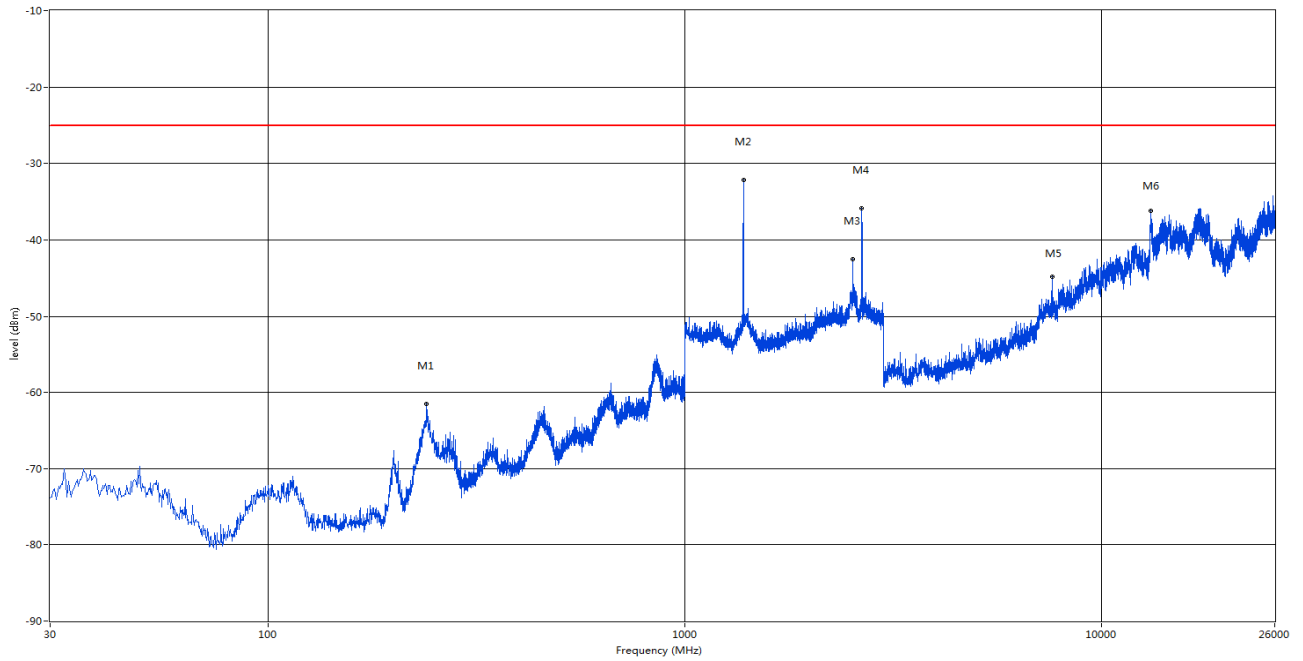
1.30. LTE B7 CH21100 BW10 1RB

RSE Test case_FCC PART22&24&27_FCC PART 27_2535_LTE B7



Frequency (MHz)	Result (dBm)	Factor (dB)	PK Limit (dBm)	Margin (dB)	Table (o)	ANT	EUT	Verdict
240.005	-62.98	3.33	-25.0	37.98	360.80	Horizontal	Horizontal	Pass
1381.500	-30.68	10.81	-25.0	5.68	29.00	Horizontal	Horizontal	Pass
2530.000	-42.81	15.25	-25.0	17.81	310.80	Horizontal	Horizontal	N/A
2654.000	-40.15	13.50	-25.0	15.15	304.40	Horizontal	Horizontal	N/A
5062.125	-51.33	21.88	-25.0	26.33	283.50	Horizontal	Horizontal	Pass
13103.438	-34.67	42.42	-25.0	9.67	326.60	Horizontal	Horizontal	Pass

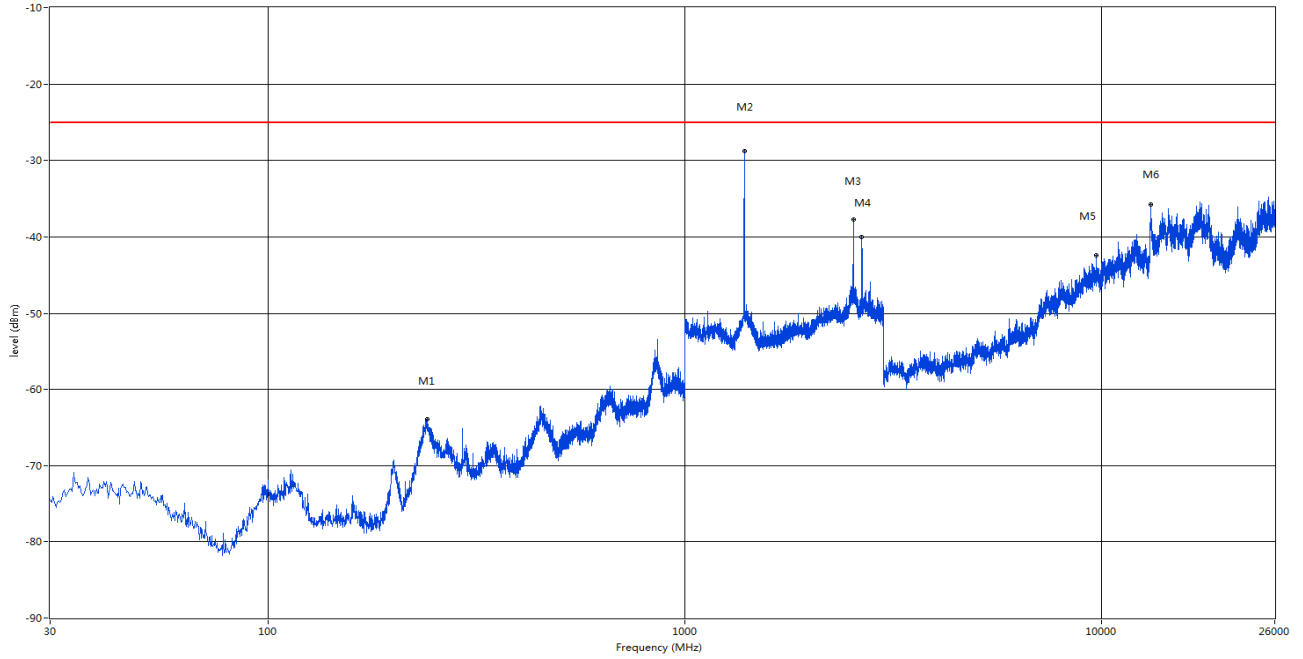
RSE Test case_FCC PART22&24&27_FCC PART 27_2535_LTE B7



Frequency (MHz)	Result (dBm)	Factor (dB)	PK Limit (dBm)	Margin (dB)	Table (o)	ANT	EUT	Verdict
240.248	-61.53	3.26	-25.0	36.53	263.90	Vertical	Vertical	Pass
1382.000	-32.14	10.81	-25.0	7.14	331.80	Vertical	Vertical	Pass
2530.500	-42.49	15.25	-25.0	17.49	77.80	Vertical	Vertical	N/A
2657.500	-35.79	13.65	-25.0	10.79	315.80	Vertical	Vertical	N/A
7592.250	-44.75	28.97	-25.0	19.75	234.80	Vertical	Vertical	Pass
13112.500	-36.17	42.07	-25.0	11.17	199.40	Vertical	Vertical	Pass

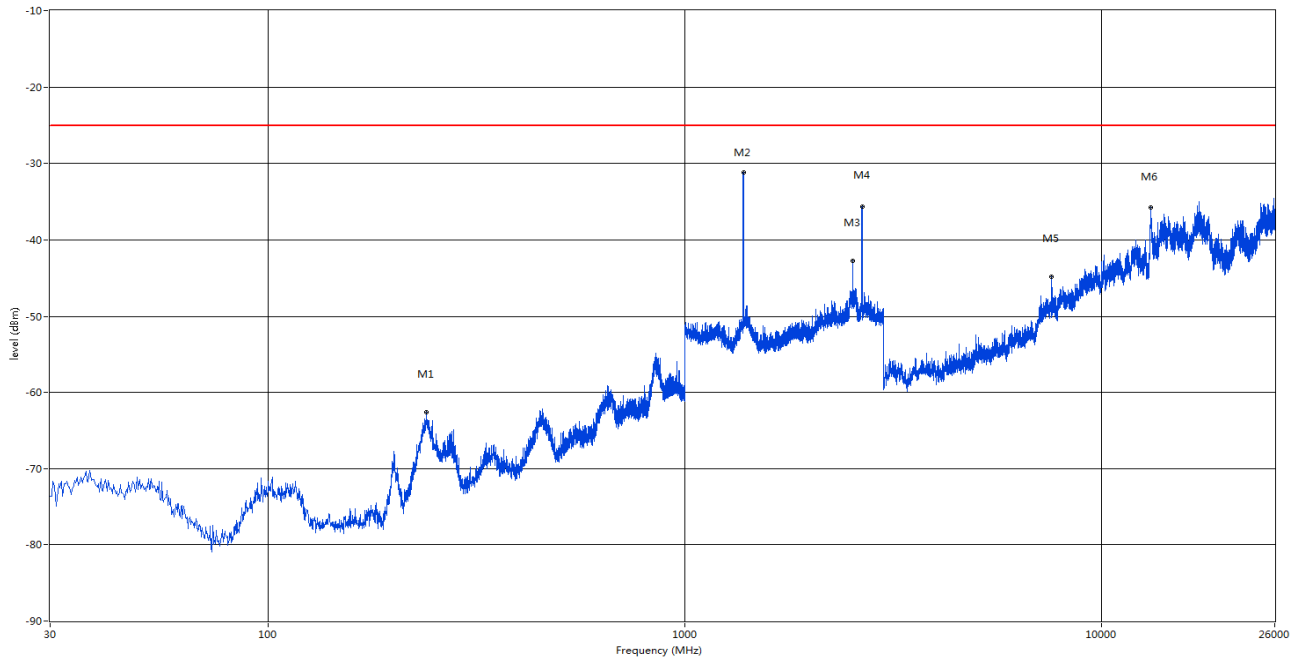
1.31. LTE B7 CH21100 BW15 1RB

RSE Test case_FCC PART22&24&27_FCC PART 27_2535_LTE B7



Frequency (MHz)	Result (dBm)	Factor (dB)	PK Limit (dBm)	Margin (dB)	Table (o)	ANT	EUT	Verdict
241.218	-63.91	2.97	-25.0	38.91	236.60	Horizontal	Horizontal	Pass
1388.500	-28.80	11.03	-25.0	3.80	6.00	Horizontal	Horizontal	Pass
2541.000	-37.64	15.29	-25.0	12.64	254.90	Horizontal	Horizontal	N/A
2649.500	-39.94	13.41	-25.0	14.94	277.10	Horizontal	Horizontal	N/A
9688.500	-42.39	34.45	-25.0	17.39	360.00	Horizontal	Horizontal	Pass
13108.875	-35.75	42.21	-25.0	10.75	36.60	Horizontal	Horizontal	Pass

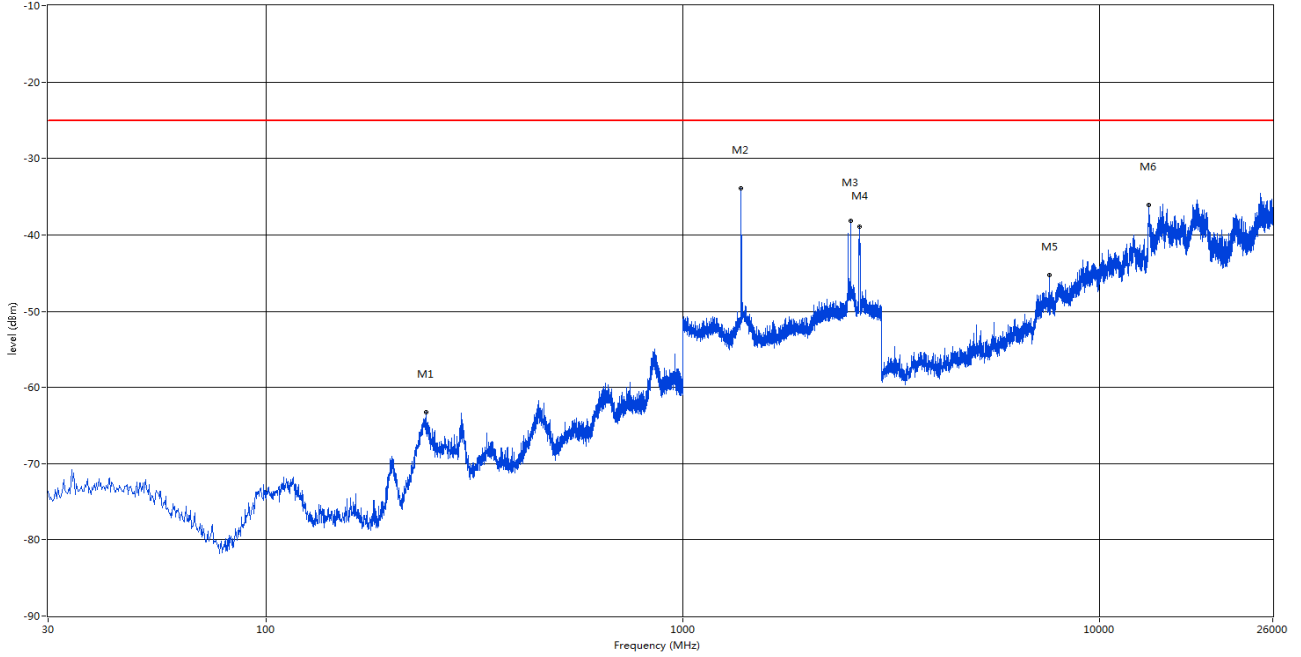
RSE Test case_FCC PART22&24&27_FCC PART 27_2535_LTE B7



Frequency (MHz)	Result (dBm)	Factor (dB)	PK Limit (dBm)	Margin (dB)	Table (o)	ANT	EUT	Verdict
239.520	-62.67	3.14	-25.0	37.67	124.80	Vertical	Vertical	Pass
1381.000	-34.30	10.80	-25.0	9.30	122.60	Vertical	Vertical	Pass
2528.500	-42.71	15.25	-25.0	17.71	72.20	Vertical	Vertical	N/A
2661.000	-35.60	13.75	-25.0	10.60	305.00	Vertical	Vertical	N/A
7584.937	-44.81	29.13	-25.0	19.81	311.40	Vertical	Vertical	Pass
13108.875	-35.76	42.21	-25.0	10.76	80.40	Vertical	Vertical	Pass

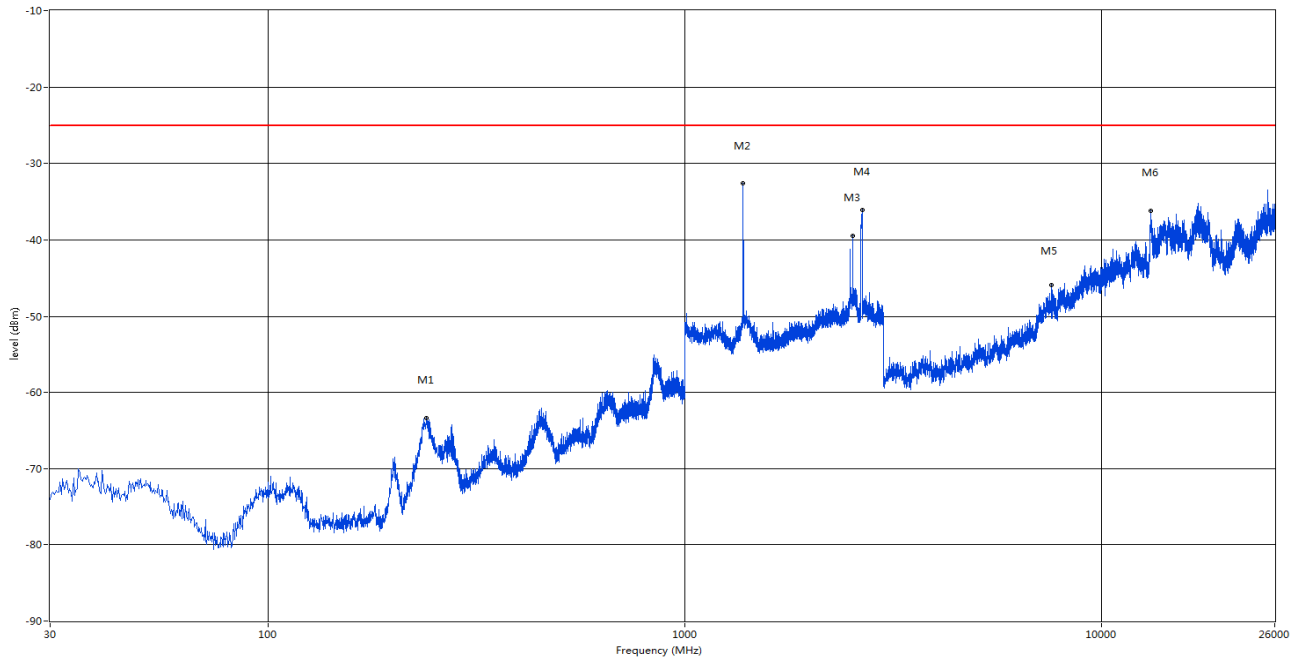
1.32. LTE B7 CH21100 BW20 1RB

RSE Test case_FCC PART22&24&27_FCC PART 27_2535_LTE B7



Frequency (MHz)	Result (dBm)	Factor (dB)	PK Limit (dBm)	Margin (dB)	Table (o)	ANT	EUT	Verdict
241.945	-63.29	2.74	-25.0	38.29	197.10	Horizontal	Horizontal	Pass
1379.500	-33.91	10.74	-25.0	8.91	1.00	Horizontal	Horizontal	Pass
2526.000	-38.08	15.24	-25.0	13.08	306.70	Horizontal	Horizontal	N/A
2654.000	-38.87	13.50	-25.0	13.87	306.70	Horizontal	Horizontal	N/A
7577.625	-45.24	29.26	-25.0	20.24	194.20	Horizontal	Horizontal	Pass
13107.063	-36.07	42.28	-25.0	11.07	2.90	Horizontal	Horizontal	Pass

RSE Test case_FCC PART22&24&27_FCC PART 27_2535_LTE B7



Frequency (MHz)	Result (dBm)	Factor (dB)	PK Limit (dBm)	Margin (dB)	Table (o)	ANT	EUT	Verdict
239.520	-63.37	3.14	-25.0	38.37	139.70	Vertical	Vertical	Pass
1379.500	-32.60	10.74	-25.0	7.60	318.80	Vertical	Vertical	Pass
2526.000	-42.15	15.24	-25.0	17.15	349.00	Vertical	Vertical	N/A
2663.000	-36.03	13.82	-25.0	11.03	315.40	Vertical	Vertical	N/A
7577.625	-45.86	29.26	-25.0	20.86	221.40	Vertical	Vertical	Pass
13108.875	-36.12	42.21	-25.0	11.12	188.40	Vertical	Vertical	Pass