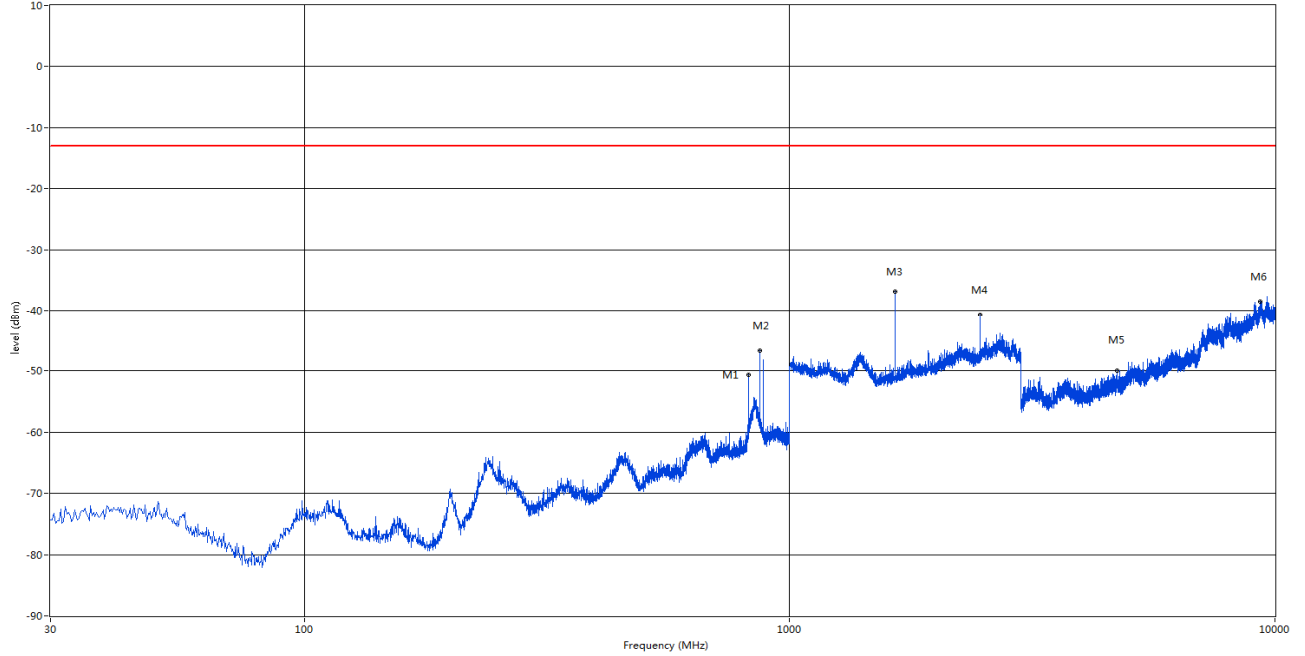


A.7 Field Strength of Spurious Radiation

1.1. GSM850 CH128

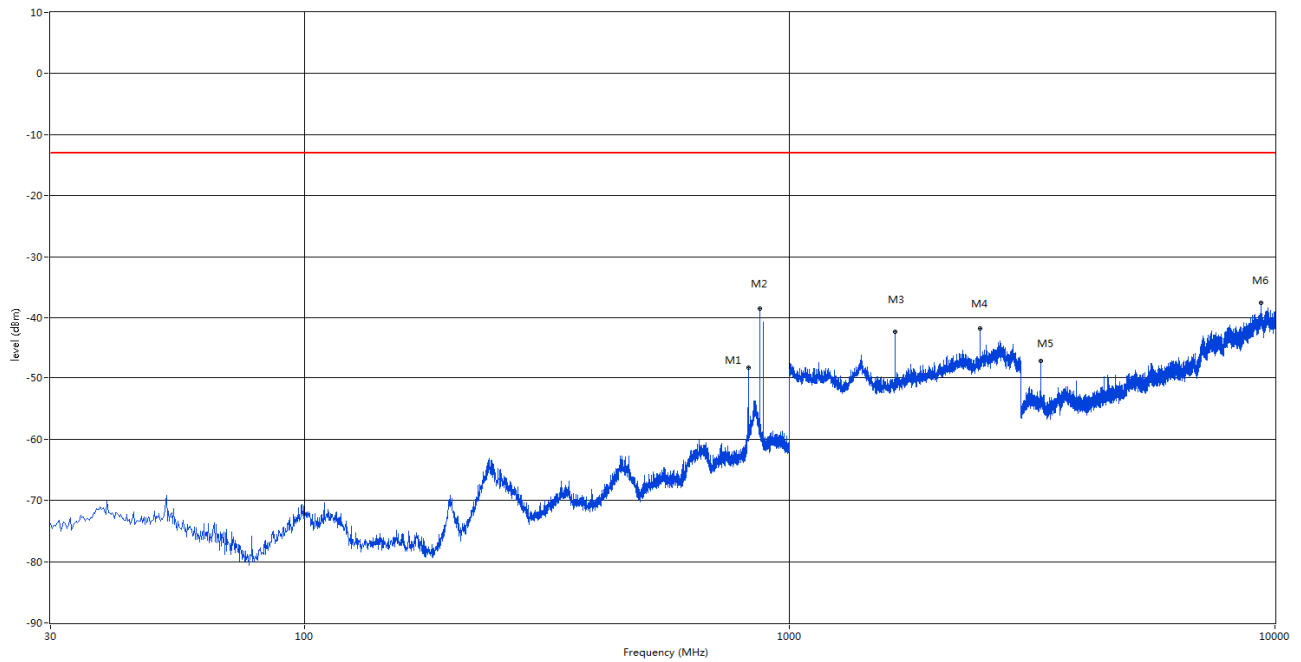
RSE Test case_FCC PART22&24&27_FCC PART 22_850_GSM 850&CDMA BC0&WCDMA B5<E B5&26



Frequency (MHz)	Result (dBm)	Factor (dB)	PK Limit (dBm)	Margin (dB)	Table (o)	ANT	EUT	Verdict
824.188	-50.65	8.84	-13.0	37.65	327.30	Horizontal	Horizontal	N/A
869.050	-46.69	9.61	-13.0	33.69	318.40	Horizontal	Horizontal	N/A
1648.500	-36.86	9.89	-13.0	23.86	266.40	Horizontal	Horizontal	Pass
2472.500	-40.61	13.61	-13.0	27.61	257.80	Horizontal	Horizontal	Pass
4725.000	-49.96	21.18	-13.0	36.96	312.10	Horizontal	Horizontal	Pass
9336.001	-38.53	33.81	-13.0	25.53	196.90	Horizontal	Horizontal	Pass

GSM850 CH128

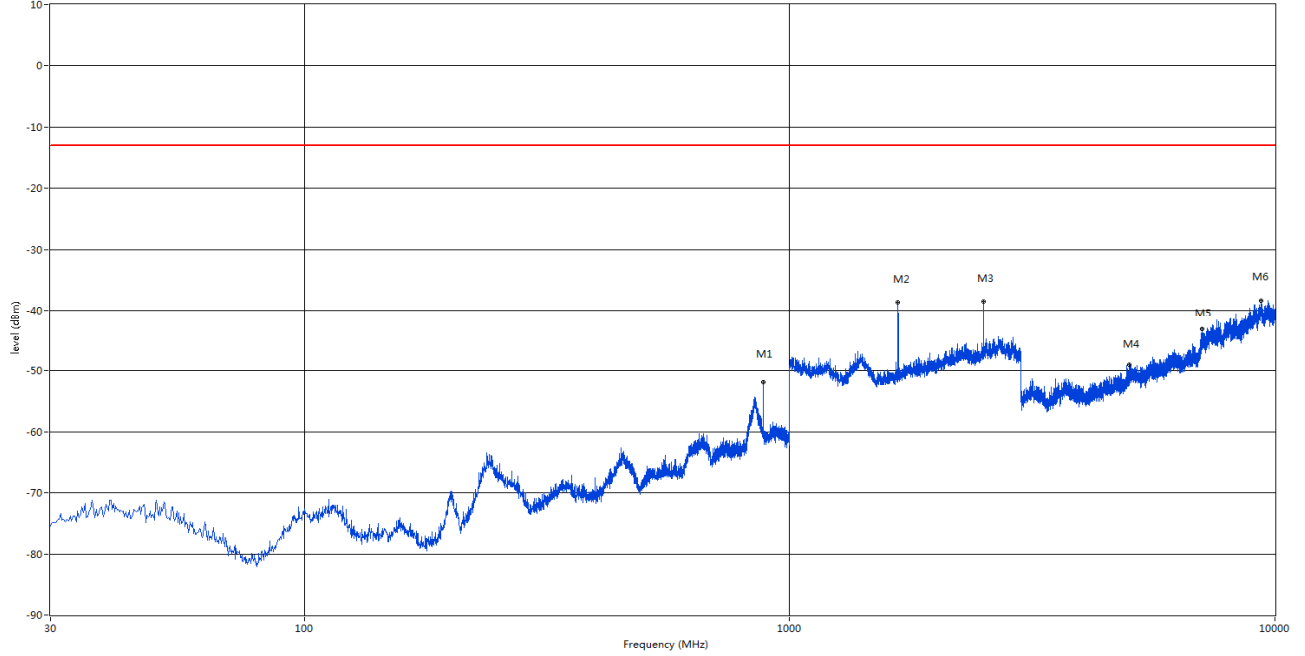
RSE Test case_FCC PART22&24&27_FCC PART 22_850_GSM 850&CDMA BC0&WCDMA B5<E B5&26



Frequency (MHz)	Result (dBm)	Factor (dB)	PK Limit (dBm)	Margin (dB)	Table (o)	ANT	EUT	Verdict
824.188	-48.32	8.84	-13.0	35.32	0.30	Vertical	Vertical	N/A
869.292	-38.53	9.59	-13.0	25.53	299.10	Vertical	Vertical	N/A
1648.500	-43.02	9.89	-13.0	30.02	356.20	Vertical	Vertical	Pass
2472.500	-41.93	13.61	-13.0	28.93	154.50	Vertical	Vertical	Pass
3296.250	-47.23	17.93	-13.0	34.23	0.00	Vertical	Vertical	Pass
9372.000	-37.55	34.41	-13.0	24.55	257.20	Vertical	Vertical	Pass

1.2. GSM850 CH190

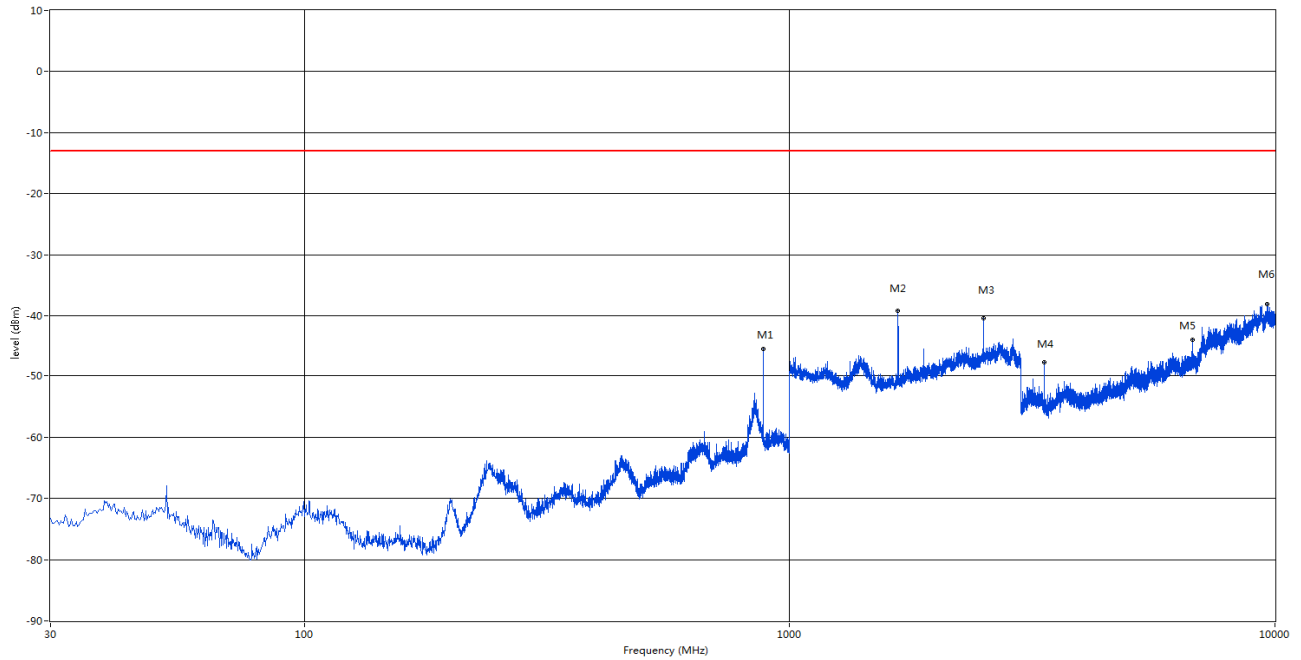
RSE Test case_FCC PART22&24&27_FCC PART 22_850_GSM 850&CDMA BC0&WCDMA B5<E B5&26



Frequency (MHz)	Result (dBm)	Factor (dB)	PK Limit (dBm)	Margin (dB)	Table (o)	ANT	EUT	Verdict
881.660	-51.86	7.98	-13.0	38.86	223.30	Horizontal	Horizontal	N/A
1673.000	-38.58	10.44	-13.0	25.58	311.80	Horizontal	Horizontal	Pass
2510.000	-38.46	14.52	-13.0	25.46	254.90	Horizontal	Horizontal	Pass
5016.750	-48.97	21.92	-13.0	35.97	205.60	Horizontal	Horizontal	Pass
7079.000	-43.07	28.06	-13.0	30.07	171.10	Horizontal	Horizontal	Pass
9349.000	-38.40	34.02	-13.0	25.40	74.80	Horizontal	Horizontal	Pass

GSM850 CH190

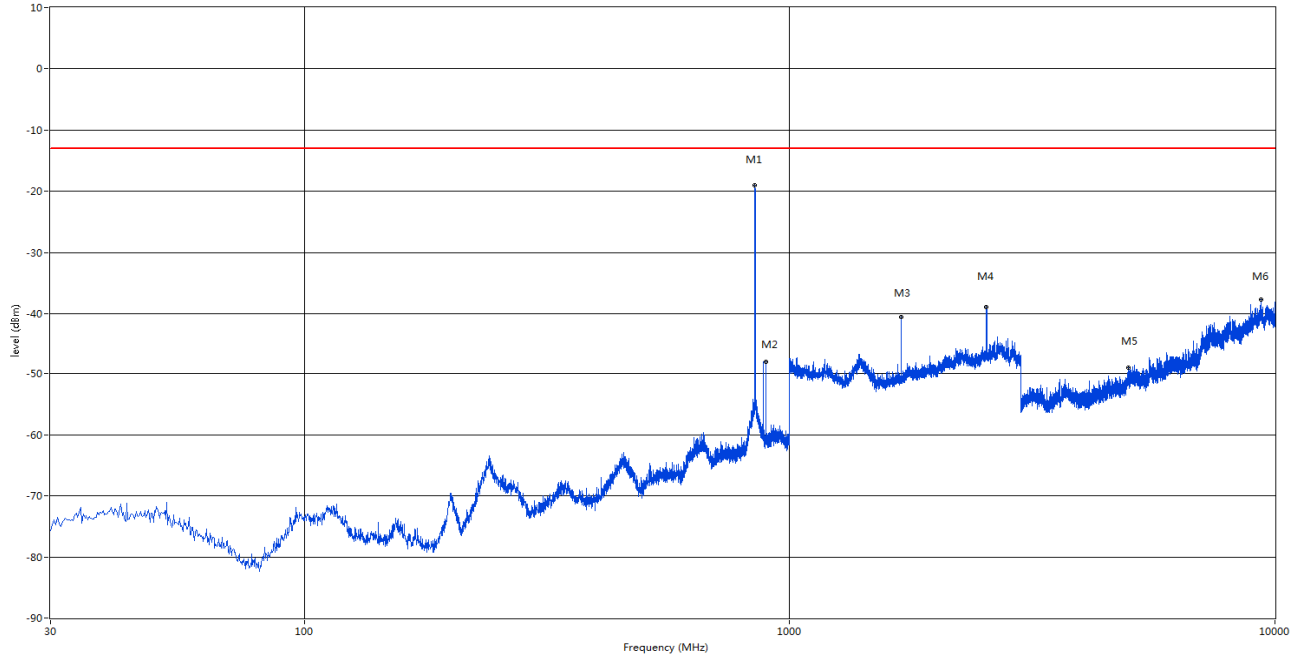
RSE Test case_FCC PART22&24&27_FCC PART 22_850_GSM 850&CDMA BC0&WCDMA B5<E B5&26



Frequency (MHz)	Result (dBm)	Factor (dB)	PK Limit (dBm)	Margin (dB)	Table (o)	ANT	EUT	Verdict
881.417	-45.56	8.01	-13.0	32.56	274.10	Vertical	Vertical	N/A
1673.000	-39.22	10.44	-13.0	26.22	314.90	Vertical	Vertical	Pass
2509.500	-40.84	14.50	-13.0	27.84	2.30	Vertical	Vertical	Pass
3345.750	-47.82	17.36	-13.0	34.82	358.80	Vertical	Vertical	Pass
6755.000	-44.14	25.27	-13.0	31.14	83.60	Vertical	Vertical	Pass
9655.000	-38.03	34.56	-13.0	25.03	51.30	Vertical	Vertical	Pass

1.3. GSM850 CH251

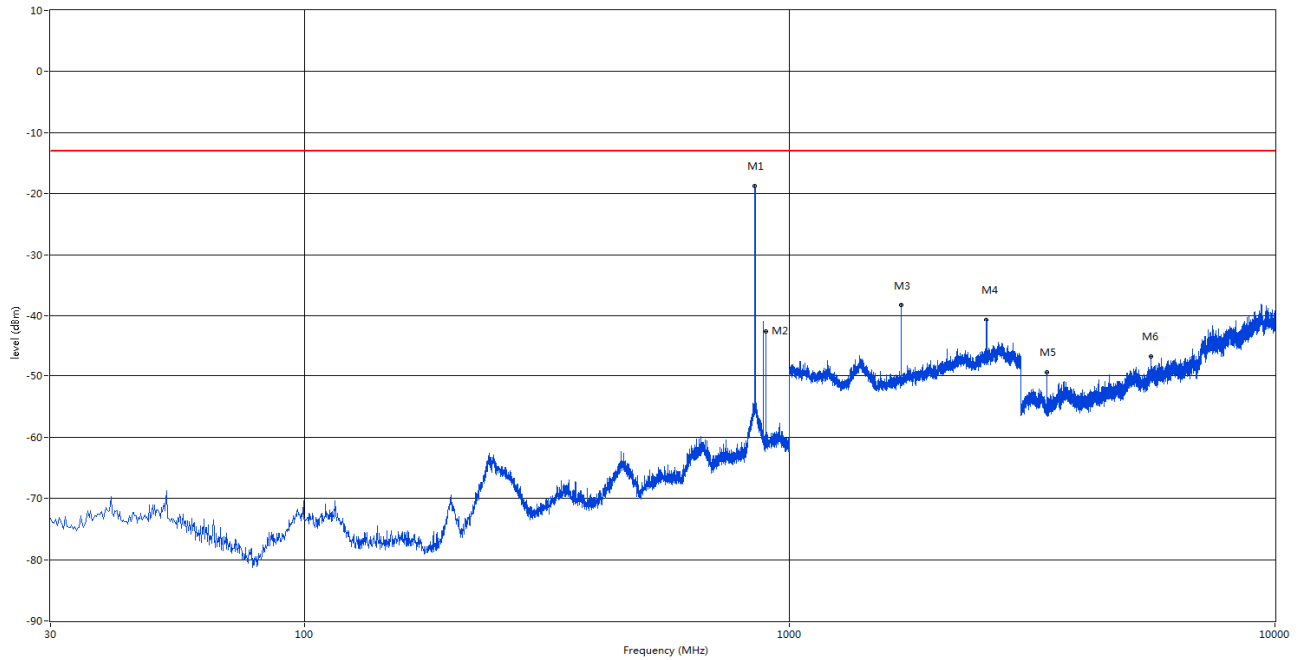
RSE Test case_FCC PART22&24&27_FCC PART 22_850_GSM 850&CDMA BC0&WCDMA B5<E B5&26



Frequency (MHz)	Result (dBm)	Factor (dB)	PK Limit (dBm)	Margin (dB)	Table (o)	ANT	EUT	Verdict
848.680	-18.99	12.61	-13.0	5.99	316.50	Horizontal	Horizontal	N/A
893.785	-48.08	7.24	-13.0	35.08	45.50	Horizontal	Horizontal	N/A
1697.500	-40.57	10.29	-13.0	27.57	149.60	Horizontal	Horizontal	Pass
2546.000	-38.93	15.24	-13.0	25.93	257.00	Horizontal	Horizontal	Pass
4989.000	-49.01	21.78	-13.0	36.01	321.60	Horizontal	Horizontal	Pass
9379.000	-37.65	34.52	-13.0	24.65	0.00	Horizontal	Horizontal	Pass

GSM850 CH251

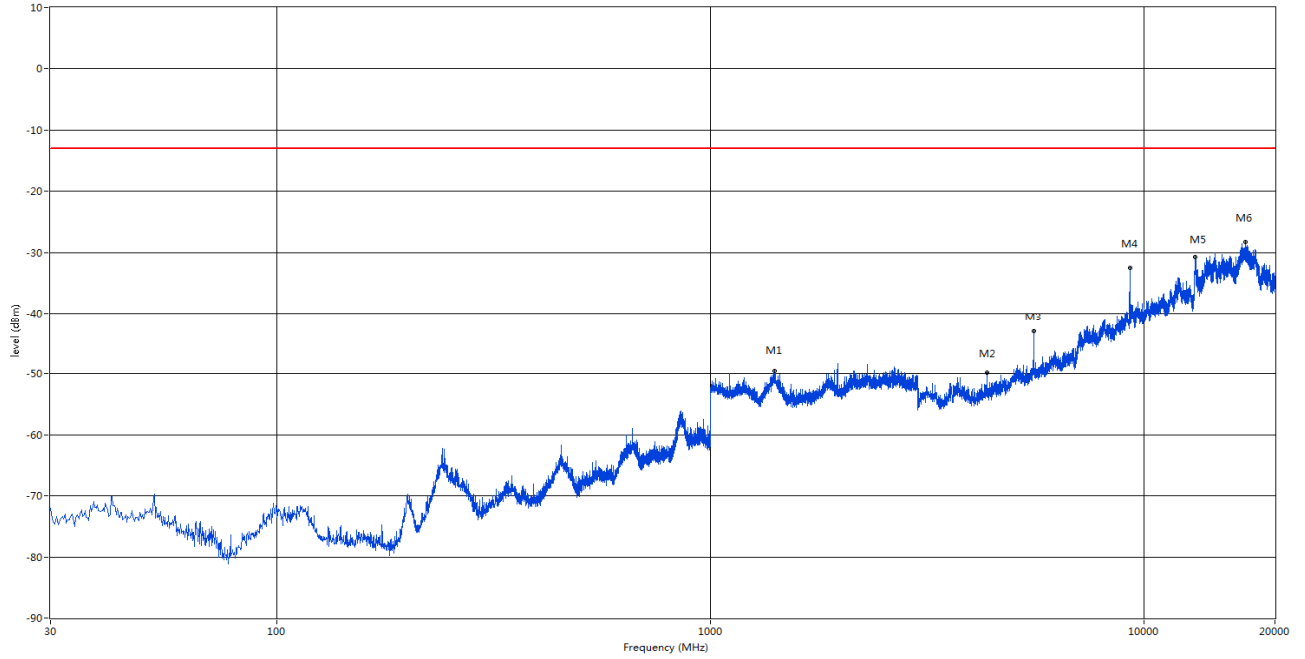
RSE Test case_FCC PART22&24&27_FCC PART 22_850_GSM 850&CDMA BC0&WCDMA B5<E B5&26



Frequency (MHz)	Result (dBm)	Factor (dB)	PK Limit (dBm)	Margin (dB)	Table (o)	ANT	EUT	Verdict
848.680	-18.68	12.61	-13.0	5.68	360.00	Vertical	Vertical	N/A
893.785	-42.73	7.24	-13.0	29.73	289.90	Vertical	Vertical	N/A
1697.500	-38.28	10.29	-13.0	25.28	341.70	Vertical	Vertical	Pass
2546.000	-40.63	15.24	-13.0	27.63	335.30	Vertical	Vertical	Pass
3394.500	-49.34	16.94	-13.0	36.34	358.80	Vertical	Vertical	Pass
5553.000	-46.81	23.00	-13.0	33.81	181.80	Vertical	Vertical	Pass

1.4. GSM1900 CH512

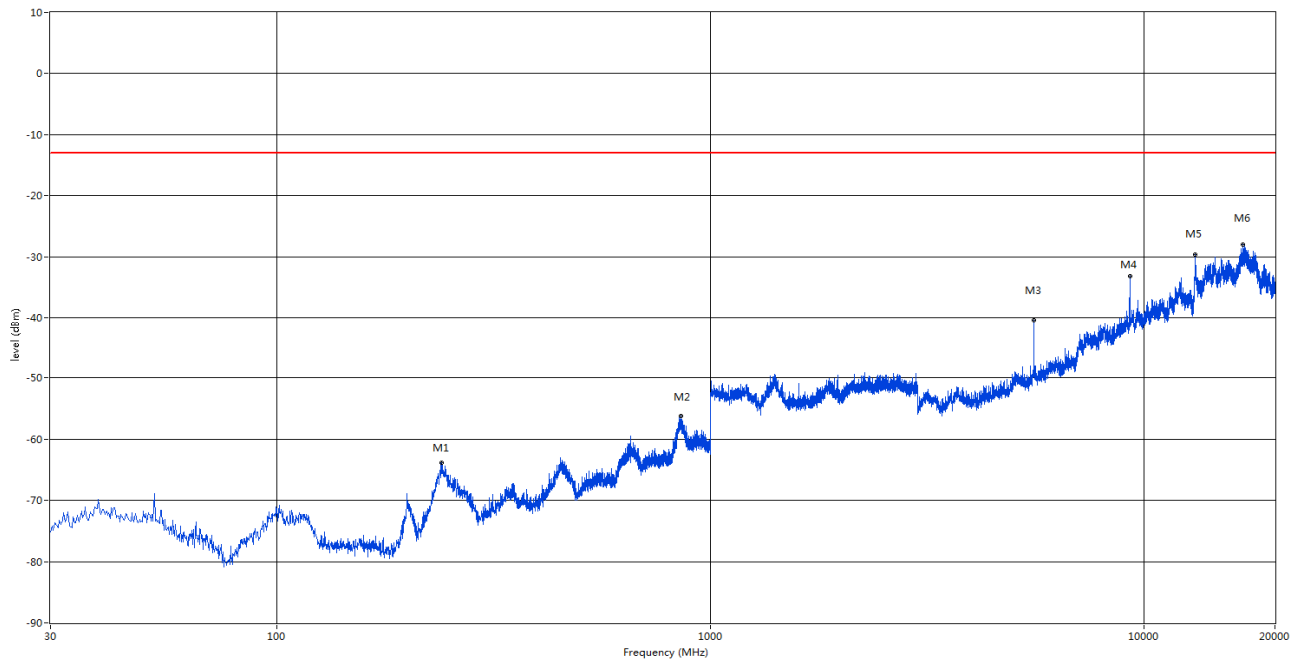
RSE Test case_FCC PART22&24&27_FCC PART 24_1900_GSM 1900&WCDMA B2&CDMA BC1<E B2&25



Frequency (MHz)	Result (dBm)	Factor (dB)	PK Limit (dBm)	Margin (dB)	Table (o)	ANT	EUT	Verdict
1402.000	-49.57	9.79	-13.0	36.57	338.00	Vertical	Vertical	Pass
4335.750	-49.85	20.27	-13.0	36.85	3.90	Vertical	Vertical	Pass
5549.625	-43.98	23.06	-13.0	30.98	0.00	Vertical	Vertical	Pass
9249.750	-32.56	32.54	-13.0	19.56	349.10	Vertical	Vertical	Pass
13096.188	-30.80	42.31	-13.0	17.80	222.50	Vertical	Vertical	Pass
17098.188	-28.28	39.78	-13.0	15.28	148.60	Vertical	Vertical	Pass

GSM1900 CH512

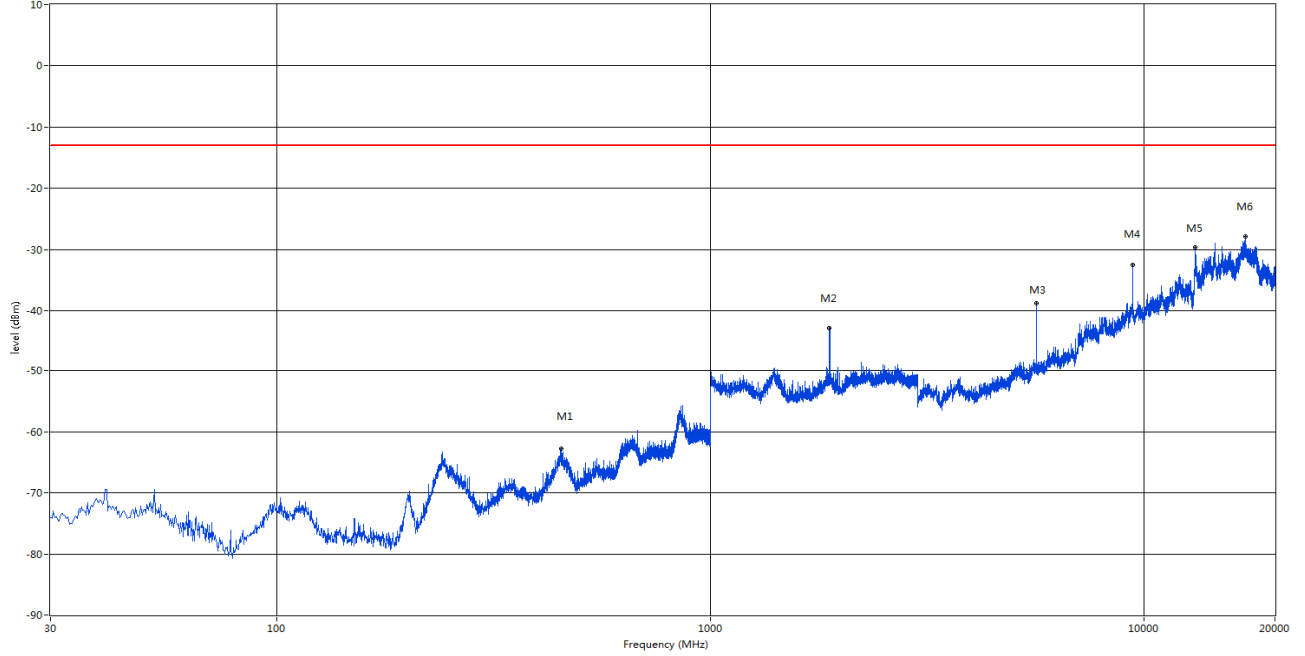
RSE Test case_FCC PART22&24&27_FCC PART 24_1900_GSM 1900&WCDMA B2&CDMA BC1<E B2&25



Frequency (MHz)	Result (dBm)	Factor (dB)	PK Limit (dBm)	Margin (dB)	Table (o)	ANT	EUT	Verdict
239.035	-63.81	2.33	-13.0	50.81	286.50	Vertical	Horizontal	Pass
851.833	-56.15	10.58	-13.0	43.15	40.80	Vertical	Horizontal	Pass
5549.625	-40.37	23.06	-13.0	27.37	279.60	Vertical	Horizontal	Pass
9249.750	-33.13	32.54	-13.0	20.13	299.00	Vertical	Horizontal	Pass
13116.125	-29.71	41.93	-13.0	16.71	183.30	Vertical	Horizontal	Pass
16895.188	-27.97	38.77	-13.0	14.97	299.00	Vertical	Horizontal	Pass

1.5. GSM1900 CH661

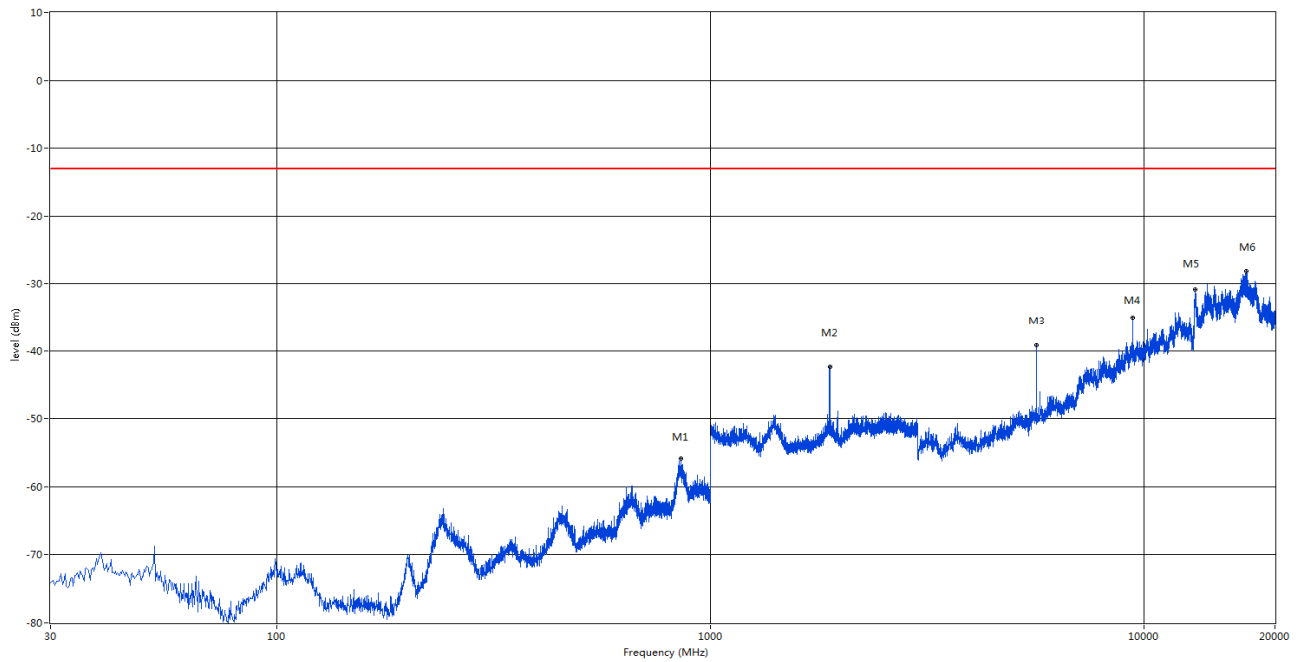
RSE Test case_FCC PART22&24&27_FCC PART 24_1900_GSM 1900&WCDMA B2&CDMA BC1<E B2&25



Frequency (MHz)	Result (dBm)	Factor (dB)	PK Limit (dBm)	Margin (dB)	Table (o)	ANT	EUT	Verdict
451.707	-62.79	2.93	-13.0	49.79	155.00	Vertical	Vertical	Pass
1879.500	-42.93	9.77	-13.0	29.93	70.70	Vertical	Vertical	N/A
5639.813	-38.84	22.49	-13.0	25.84	0.30	Vertical	Vertical	Pass
9400.875	-32.46	34.32	-13.0	19.46	0.70	Vertical	Vertical	Pass
13101.625	-29.66	42.49	-13.0	16.66	319.90	Vertical	Vertical	Pass
17096.375	-27.88	39.76	-13.0	14.88	239.70	Vertical	Vertical	Pass

GSM1900 CH661

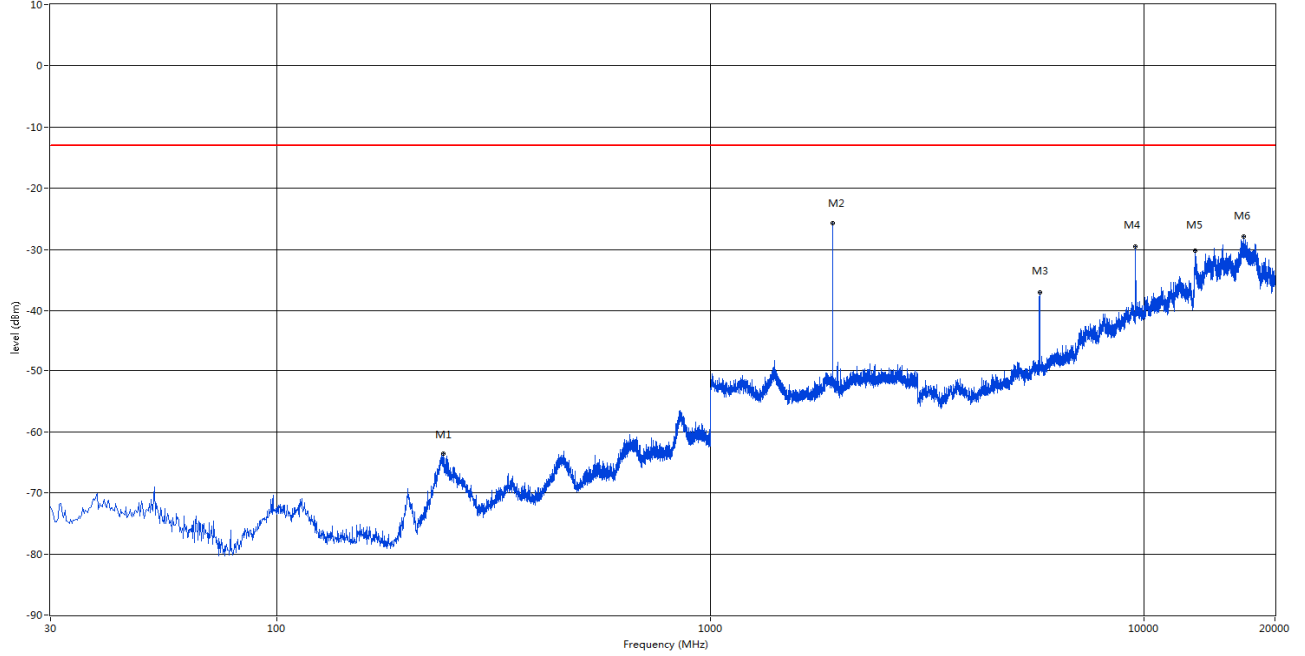
RSE Test case_FCC PART22&24&27_FCC PART 24_1900_GSM 1900&WCDMA B2&CDMA BC1<E B2&25



Frequency (MHz)	Result (dBm)	Factor (dB)	PK Limit (dBm)	Margin (dB)	Table (o)	ANT	EUT	Verdict
854.985	-55.81	10.49	-13.0	42.81	359.70	Vertical	Horizontal	Pass
1880.000	-42.35	9.77	-13.0	29.35	113.10	Vertical	Horizontal	N/A
5639.813	-39.18	22.49	-13.0	26.18	285.00	Vertical	Horizontal	Pass
9400.875	-35.04	34.32	-13.0	22.04	295.20	Vertical	Horizontal	Pass
13110.688	-30.81	42.14	-13.0	17.81	347.80	Vertical	Horizontal	Pass
17183.375	-28.11	39.96	-13.0	15.11	299.00	Vertical	Horizontal	Pass

1.6. GSM1900 CH810

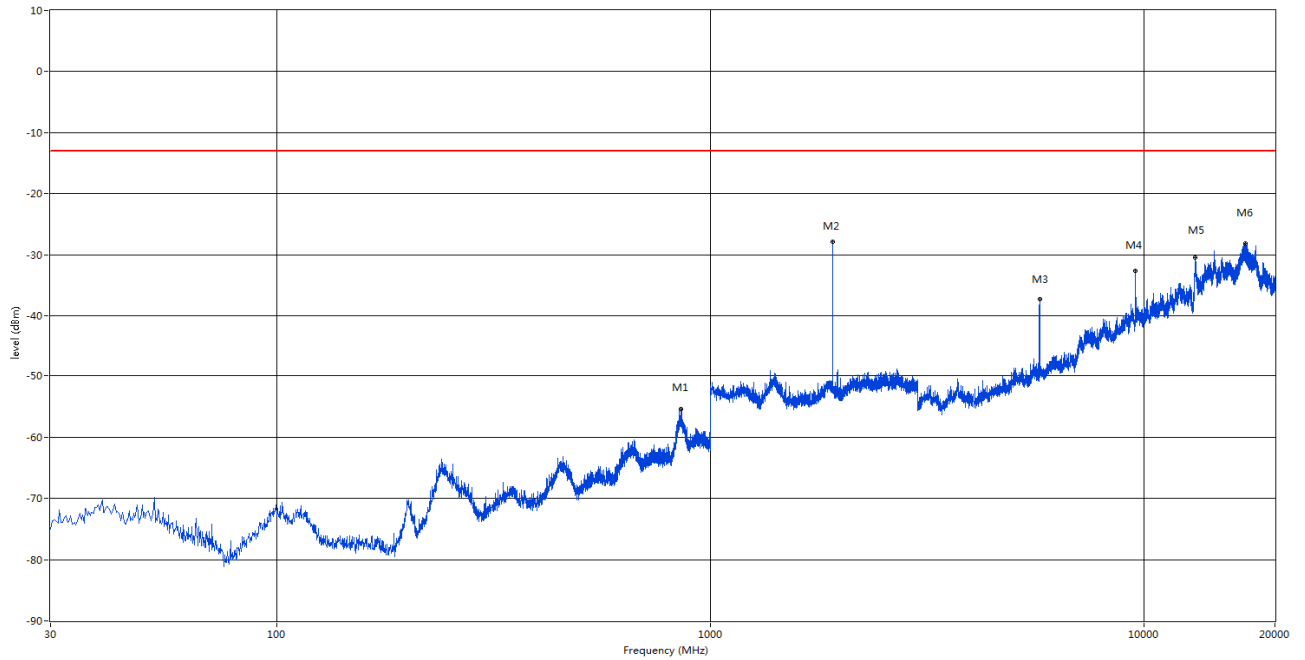
RSE Test case_FCC PART22&24&27_FCC PART 24_1900_GSM 1900&WCDMA B2&CDMA BC1<E B2&25



Frequency (MHz)	Result (dBm)	Factor (dB)	PK Limit (dBm)	Margin (dB)	Table (o)	ANT	EUT	Verdict
241.945	-63.51	2.15	-13.0	50.51	115.70	Vertical	Vertical	Pass
1909.500	-25.72	9.56	-13.0	12.72	62.70	Vertical	Vertical	N/A
5730.000	-37.07	22.54	-13.0	24.07	3.50	Vertical	Vertical	Pass
9549.563	-29.51	32.98	-13.0	16.51	0.00	Vertical	Vertical	Pass
13101.625	-30.18	42.49	-13.0	17.18	183.40	Vertical	Vertical	Pass
16976.750	-27.87	38.86	-13.0	14.87	143.20	Vertical	Vertical	Pass

GSM1900 CH810

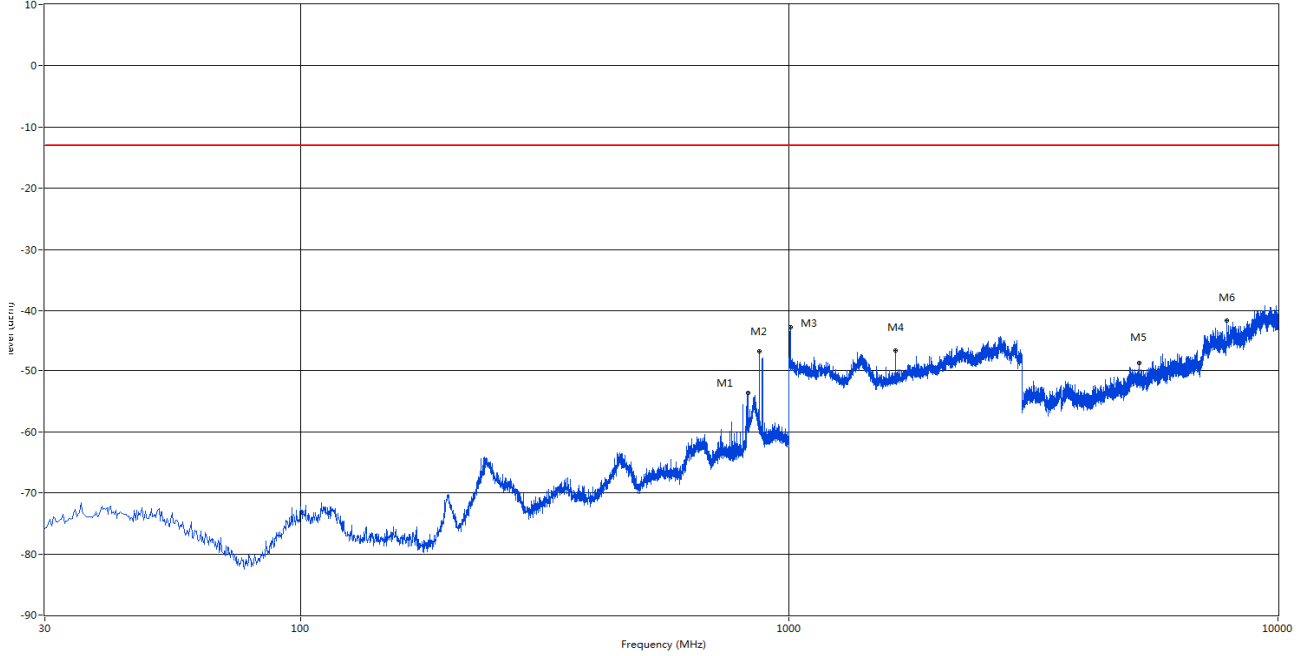
RSE Test case_FCC PART22&24&27_FCC PART 24_1900_GSM 1900&WCDMA B2&CDMA BC1<E B2&25



Frequency (MHz)	Result (dBm)	Factor (dB)	PK Limit (dBm)	Margin (dB)	Table (o)	ANT	EUT	Verdict
853.045	-55.41	10.55	-13.0	42.41	83.30	Vertical	Horizontal	Pass
1909.500	-27.81	9.56	-13.0	14.81	115.50	Vertical	Horizontal	N/A
5730.000	-38.99	22.54	-13.0	25.99	72.70	Vertical	Horizontal	Pass
9549.563	-32.67	32.98	-13.0	19.67	27.80	Vertical	Horizontal	Pass
13096.188	-30.51	42.31	-13.0	17.51	172.90	Vertical	Horizontal	Pass
17063.750	-28.09	39.46	-13.0	15.09	52.20	Vertical	Horizontal	Pass

1.7. EGPRS850 CH128

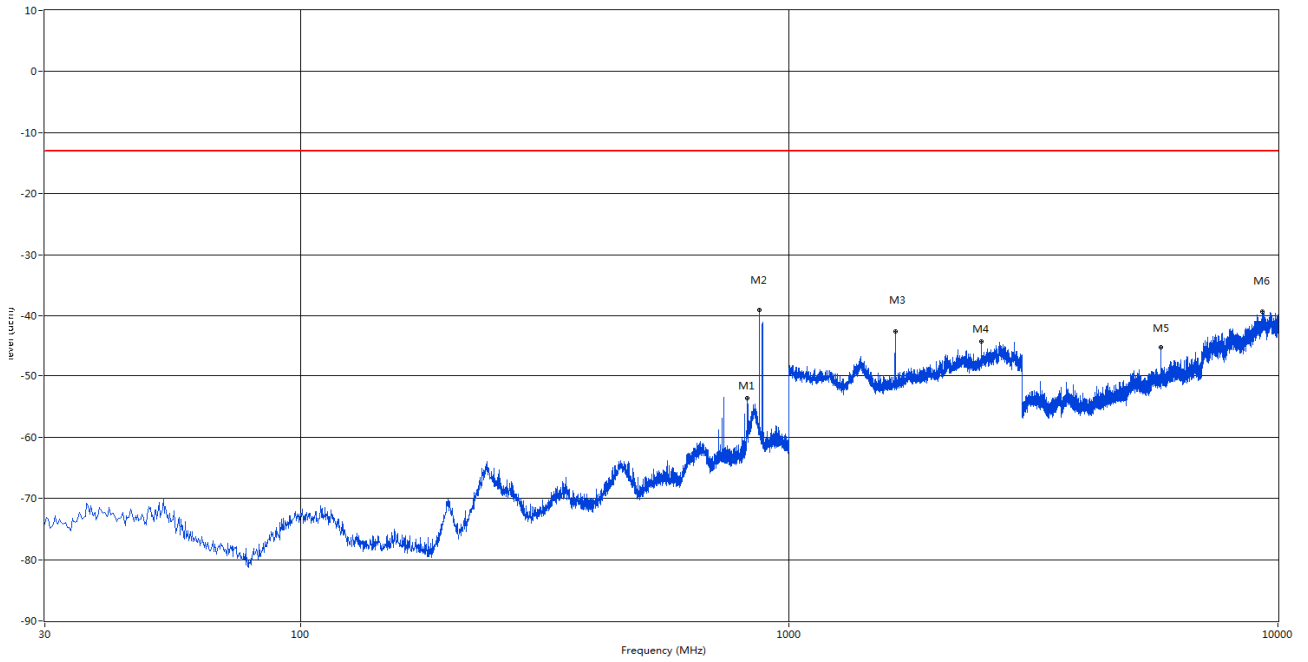
RSE Test case_FCC PART22&24&27_FCC PART 22_850_GSM 850&CDMA BC0&WCDMA B5<E B5&26



Frequency (MHz)	Result (dBm)	Factor (dB)	PK Limit (dBm)	Margin (dB)	Table (o)	ANT	EUT	Verdict
824.188	-53.66	8.84	-13.0	40.66	55.30	Horizontal	Horizontal	N/A
869.292	-46.88	9.59	-13.0	33.88	312.80	Horizontal	Horizontal	N/A
1005.000	-42.87	10.81	-13.0	29.87	360.00	Horizontal	Horizontal	Pass
1648.000	-46.63	9.88	-13.0	33.63	343.40	Horizontal	Horizontal	Pass
5193.750	-48.75	22.24	-13.0	35.75	251.50	Horizontal	Horizontal	Pass
7867.000	-41.82	30.21	-13.0	28.82	75.60	Horizontal	Horizontal	Pass

EGPRS850 CH128

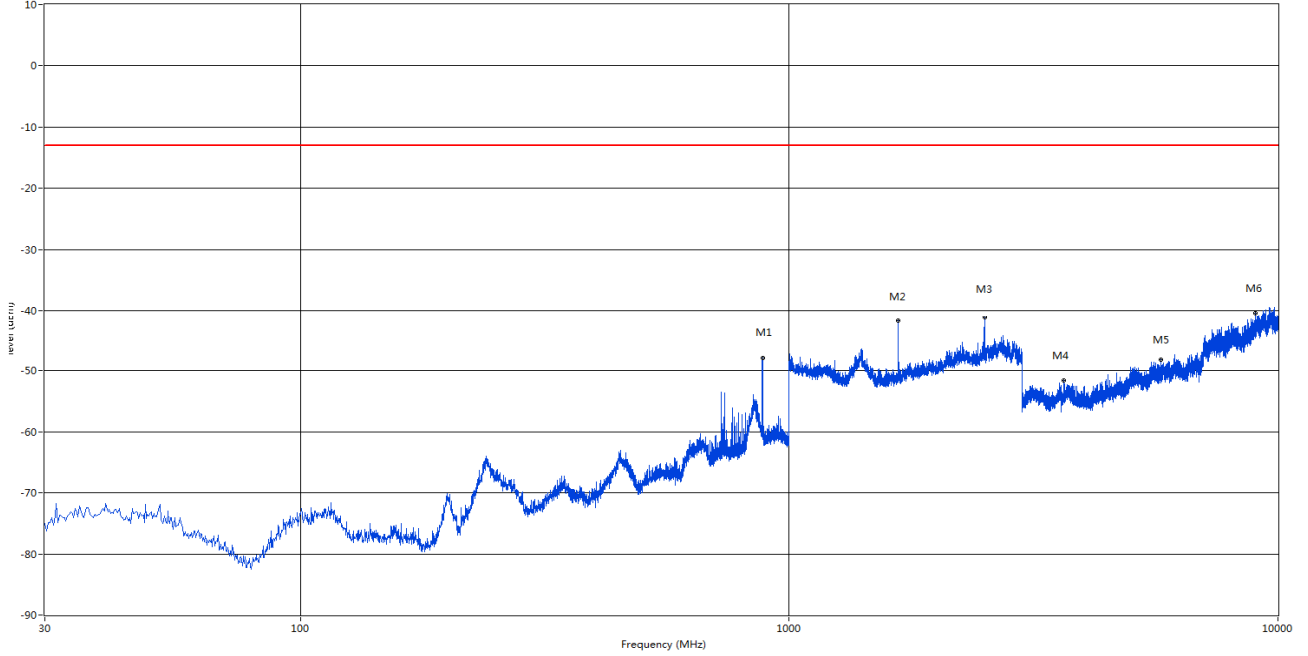
RSE Test case_FCC PART22&24&27_FCC PART 22_850_GSM 850&CDMA BC0&WCDMA B5<E B5&26



Frequency (MHz)	Result (dBm)	Factor (dB)	PK Limit (dBm)	Margin (dB)	Table (o)	ANT	EUT	Verdict
821.278	-53.67	8.40	-13.0	40.67	291.40	Vertical	Vertical	N/A
869.292	-39.09	9.59	-13.0	26.09	252.10	Vertical	Vertical	N/A
1648.000	-42.74	9.88	-13.0	29.74	298.50	Vertical	Vertical	Pass
2473.000	-44.41	13.62	-13.0	31.41	356.70	Vertical	Vertical	Pass
5768.250	-45.36	23.09	-13.0	32.36	299.50	Vertical	Vertical	Pass
9279.000	-39.28	32.84	-13.0	26.28	25.10	Vertical	Vertical	Pass

1.8. EGPRS850 CH190

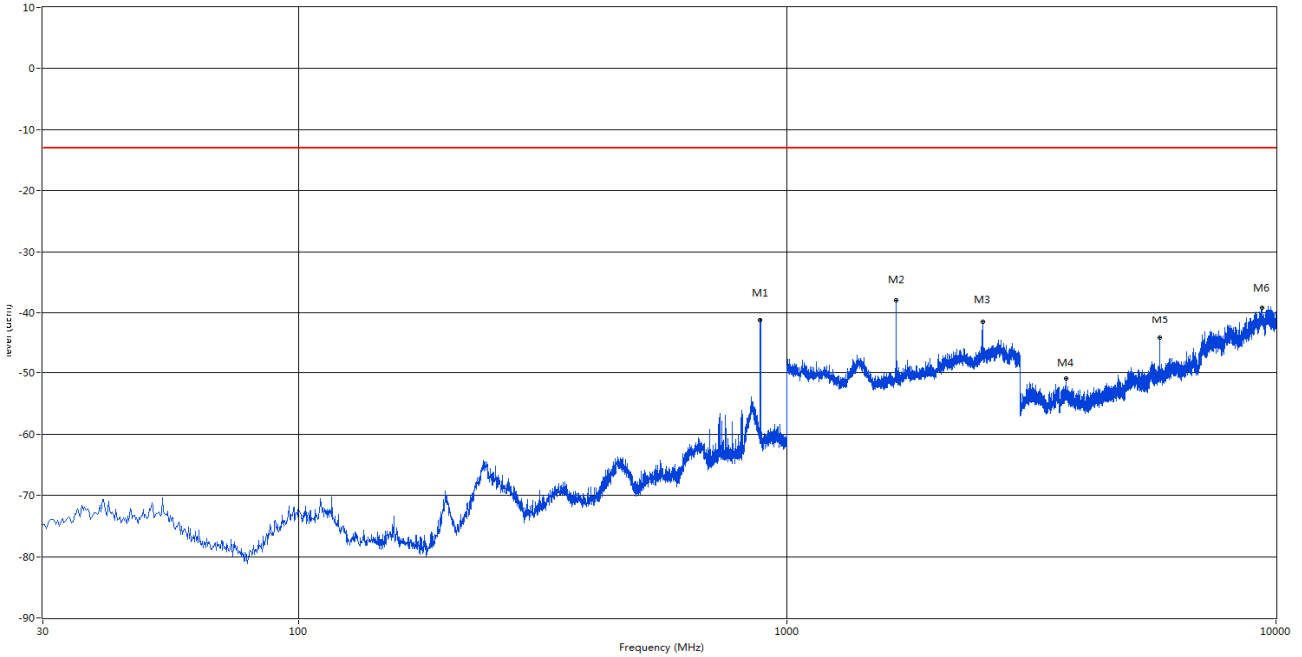
RSE Test case_FCC PART22&24&27_FCC PART 22_850_GSM 850&CDMA BC0&WCDMA B5<E B5&26



Frequency (MHz)	Result (dBm)	Factor (dB)	PK Limit (dBm)	Margin (dB)	Table (o)	ANT	EUT	Verdict
881.660	-47.87	7.98	-13.0	34.87	328.60	Horizontal	Horizontal	N/A
1673.000	-41.79	10.44	-13.0	28.79	169.90	Horizontal	Horizontal	Pass
2509.000	-41.22	14.49	-13.0	28.22	251.90	Horizontal	Horizontal	Pass
3640.500	-51.64	19.33	-13.0	38.64	118.50	Horizontal	Horizontal	Pass
5764.500	-48.16	23.08	-13.0	35.16	211.40	Horizontal	Horizontal	Pass
8995.000	-40.38	32.41	-13.0	27.38	21.60	Horizontal	Horizontal	Pass

EGPRS850 CH190

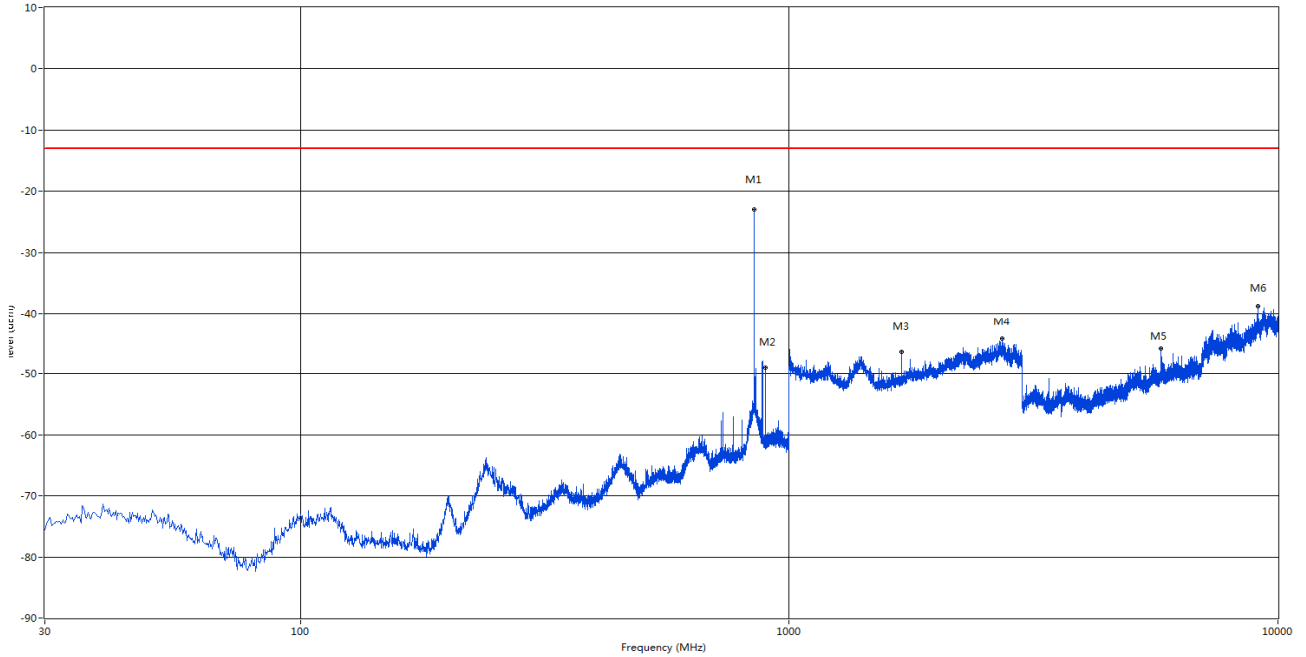
RSE Test case_FCC PART22&24&27_FCC PART 22_850_GSM 850&CDMA BC0&WCDMA B5<E B5&26



Frequency (MHz)	Result (dBm)	Factor (dB)	PK Limit (dBm)	Margin (dB)	Table (o)	ANT	EUT	Verdict
881.417	-41.37	8.01	-13.0	28.37	251.20	Vertical	Vertical	N/A
1673.000	-37.97	10.44	-13.0	24.97	358.00	Vertical	Vertical	Pass
2509.000	-41.62	14.49	-13.0	28.62	162.20	Vertical	Vertical	Pass
3726.000	-50.92	19.79	-13.0	37.92	118.10	Vertical	Vertical	Pass
5790.750	-44.18	22.89	-13.0	31.18	360.00	Vertical	Vertical	Pass
9364.000	-39.17	34.27	-13.0	26.17	337.00	Vertical	Vertical	Pass

1.9. EGPRS850 CH251

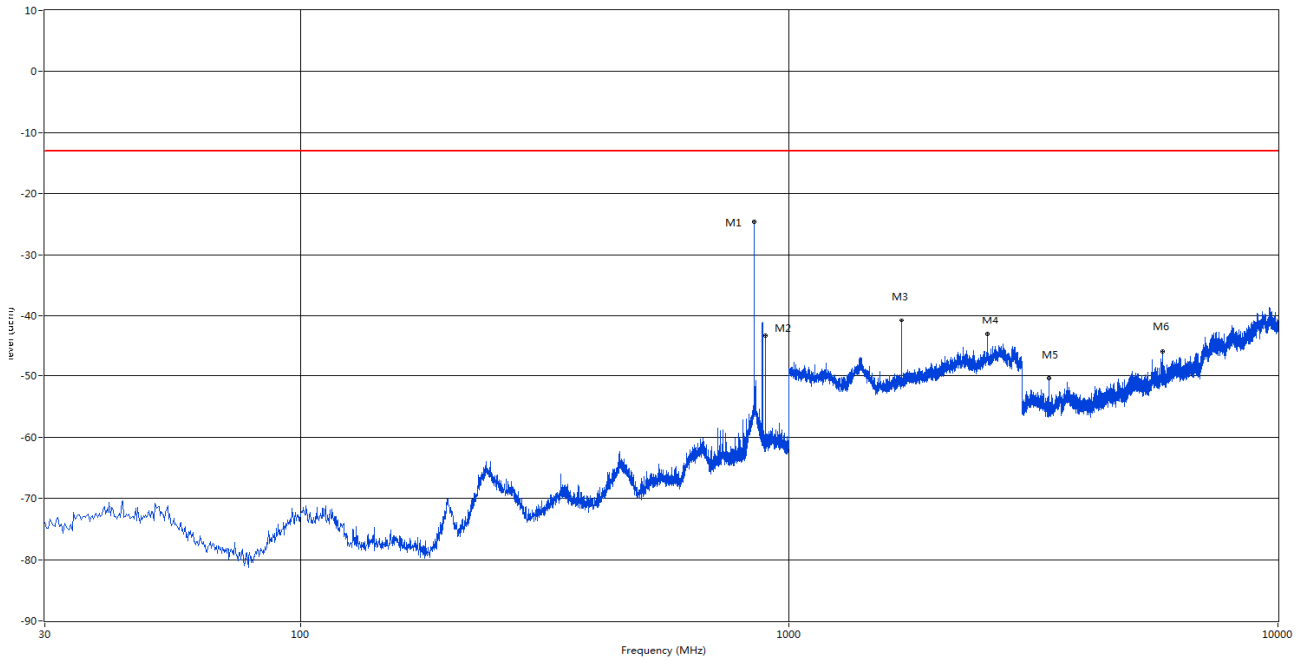
RSE Test case_FCC PART22&24&27_FCC PART 22_850_GSM 850&CDMA BC0&WCDMA B5<E B5&26



Frequency (MHz)	Result (dBm)	Factor (dB)	PK Limit (dBm)	Margin (dB)	Table (o)	ANT	EUT	Verdict
848.922	-23.03	12.64	-13.0	10.03	172.00	Horizontal	Horizontal	N/A
893.785	-48.94	7.24	-13.0	35.94	358.50	Horizontal	Horizontal	N/A
1697.500	-46.38	10.29	-13.0	33.38	295.50	Horizontal	Horizontal	Pass
2723.000	-44.17	16.09	-13.0	31.17	332.50	Horizontal	Horizontal	Pass
5772.000	-45.86	23.08	-13.0	32.86	209.40	Horizontal	Horizontal	Pass
9101.000	-38.76	33.50	-13.0	25.76	95.20	Horizontal	Horizontal	Pass

EGPRS850 CH251

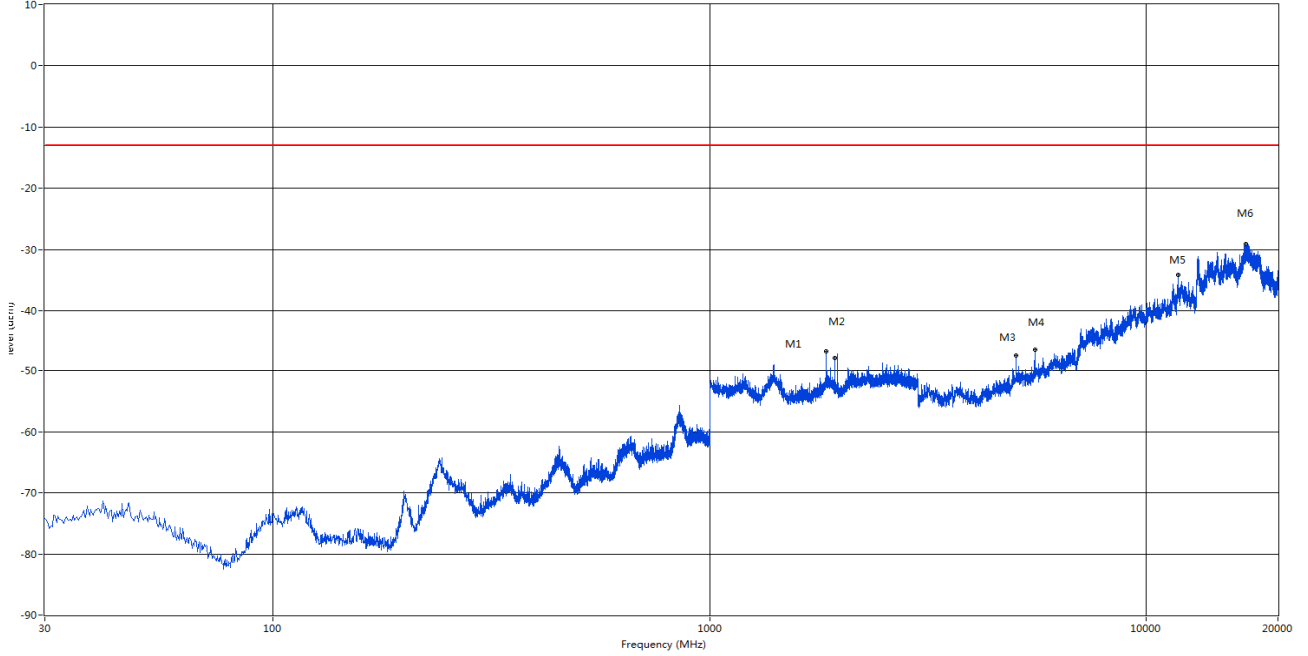
RSE Test case_FCC PART22&24&27_FCC PART 22_850_GSM 850&CDMA BC0&WCDMA B5<E B5&26



Frequency (MHz)	Result (dBm)	Factor (dB)	PK Limit (dBm)	Margin (dB)	Table (o)	ANT	EUT	Verdict
848.680	-24.59	12.61	-13.0	11.59	295.40	Vertical	Vertical	N/A
893.785	-43.41	7.24	-13.0	30.41	355.30	Vertical	Vertical	N/A
1697.500	-40.78	10.29	-13.0	27.78	339.20	Vertical	Vertical	Pass
2546.000	-43.08	15.24	-13.0	30.08	0.00	Vertical	Vertical	Pass
3395.250	-50.33	16.93	-13.0	37.33	359.10	Vertical	Vertical	Pass
5797.500	-45.97	22.82	-13.0	32.97	7.30	Vertical	Vertical	Pass

1.10. EGPRS1900 CH512

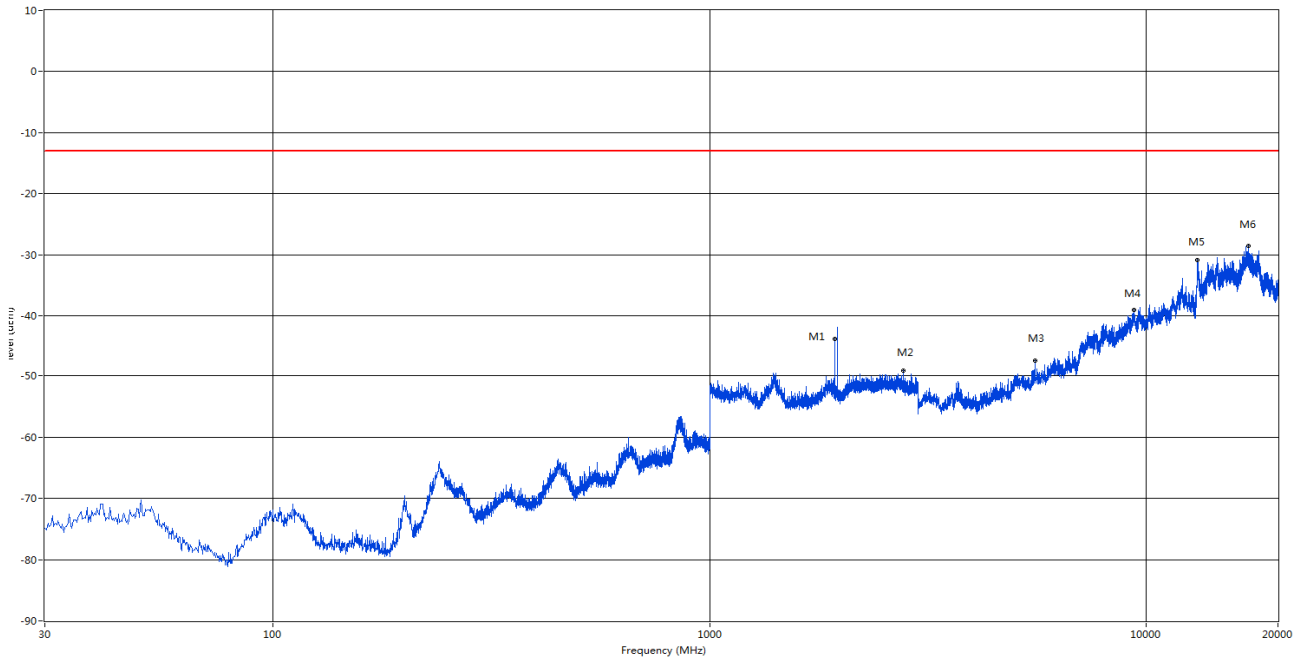
RSE Test case_FCC PART22&24&27_FCC PART 24_1900_GSM 1900&WCDMA B2&CDMA BC1<E B2&25



Frequency (MHz)	Result (dBm)	Factor (dB)	PK Limit (dBm)	Margin (dB)	Table (o)	ANT	EUT	Verdict
1850.000	-46.79	9.94	-13.0	33.79	182.20	Vertical	Horizontal	N/A
1929.500	-47.87	8.79	-13.0	34.87	125.90	Vertical	Horizontal	N/A
5032.875	-47.49	22.01	-13.0	34.49	360.40	Vertical	Horizontal	Pass
5549.625	-46.55	23.06	-13.0	33.55	334.20	Vertical	Horizontal	Pass
11809.125	-34.16	36.98	-13.0	21.16	237.80	Vertical	Horizontal	Pass
16877.062	-29.12	38.66	-13.0	16.12	320.20	Vertical	Horizontal	Pass

EGPRS1900 CH512

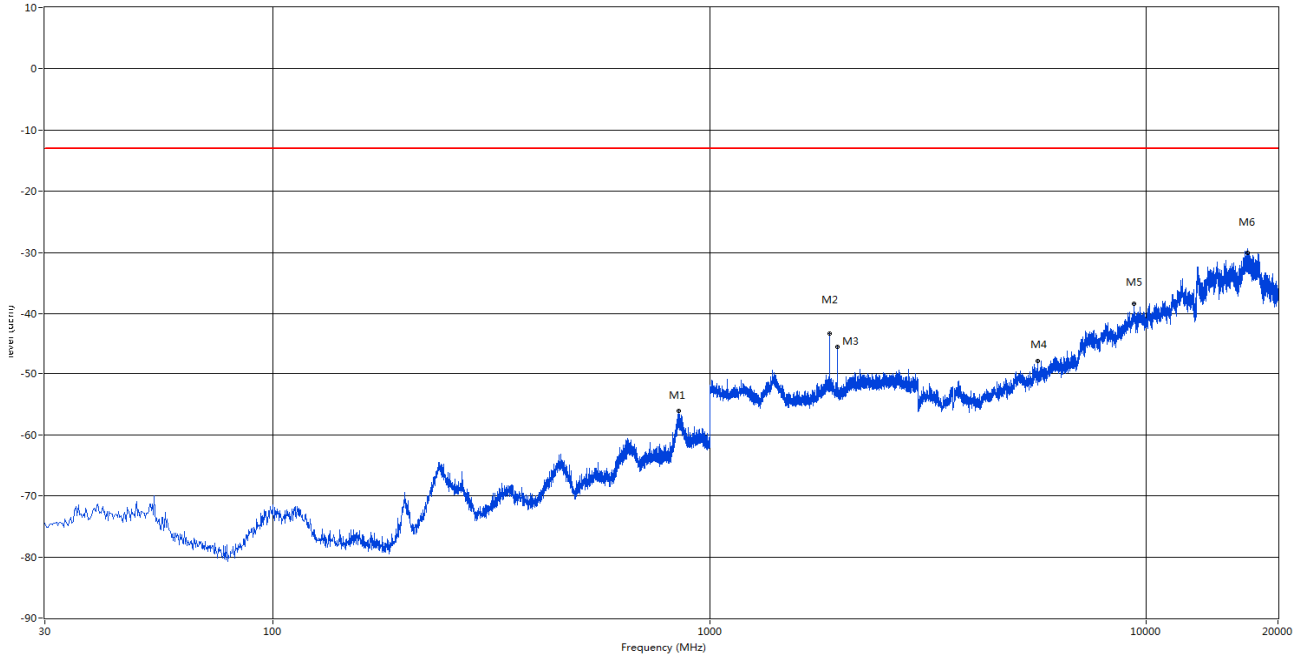
RSE Test case_FCC PART22&24&27_FCC PART 24_1900_GSM 1900&WCDMA B2&CDMA BC1<E B2&25



Frequency (MHz)	Result (dBm)	Factor (dB)	PK Limit (dBm)	Margin (dB)	Table (o)	ANT	EUT	Verdict
1930.000	-43.96	8.78	-13.0	30.96	224.90	Vertical	Vertical	N/A
2773.000	-49.15	10.90	-13.0	36.15	1.60	Vertical	Vertical	Pass
5549.625	-47.53	23.06	-13.0	34.53	355.00	Vertical	Vertical	Pass
9376.500	-38.99	34.48	-13.0	25.99	242.00	Vertical	Vertical	Pass
13099.813	-30.90	42.54	-13.0	17.90	233.80	Vertical	Vertical	Pass
17090.938	-28.56	39.71	-13.0	15.56	103.80	Vertical	Vertical	Pass

1.11. EGPRS1900 CH661

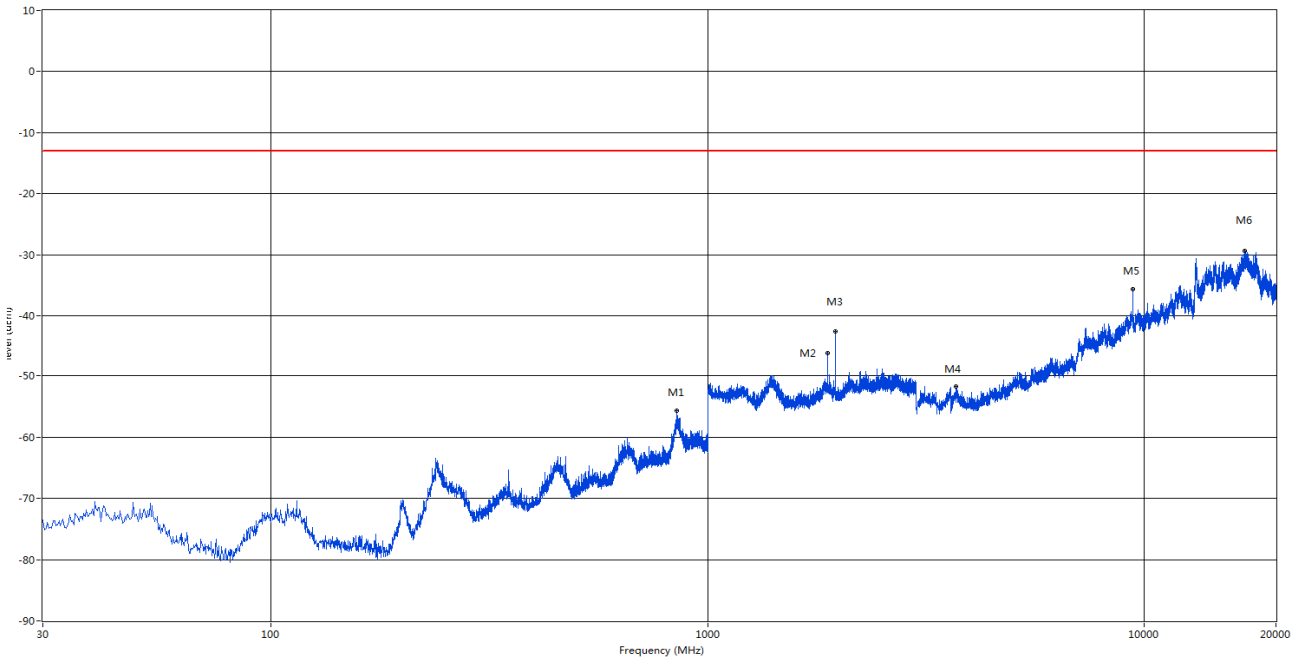
RSE Test case_FCC PART22&24&27_FCC PART 24_1900_GSM 1900&WCDMA B2&CDMA BC1<E B2&25



Frequency (MHz)	Result (dBm)	Factor (dB)	PK Limit (dBm)	Margin (dB)	Table (o)	ANT	EUT	Verdict
848.922	-56.03	10.59	-13.0	43.03	48.60	Vertical	Vertical	Pass
1879.500	-43.37	9.77	-13.0	30.37	64.40	Vertical	Vertical	N/A
1959.500	-45.58	8.63	-13.0	32.58	255.40	Vertical	Vertical	N/A
5639.813	-47.90	22.49	-13.0	34.90	0.00	Vertical	Vertical	Pass
9342.375	-38.33	33.91	-13.0	25.33	2.00	Vertical	Vertical	Pass
17056.500	-30.01	39.40	-13.0	17.01	0.00	Vertical	Vertical	Pass

EGPRS1900 CH661

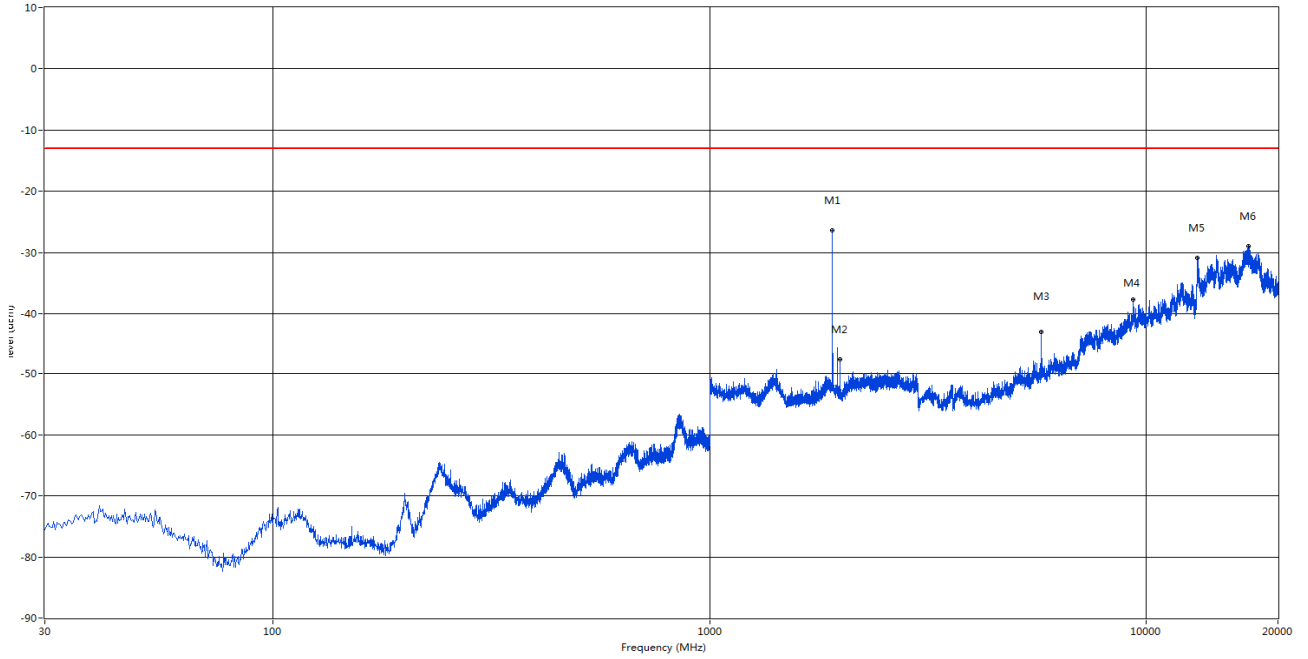
RSE Test case_FCC PART22&24&27_FCC PART 24_1900_GSM 1900&WCDMA B2&CDMA BC1<E B2&25



Frequency (MHz)	Result (dBm)	Factor (dB)	PK Limit (dBm)	Margin (dB)	Table (o)	ANT	EUT	Verdict
848.922	-55.72	10.59	-13.0	42.72	346.20	Vertical	Horizontal	Pass
1879.500	-46.33	9.77	-13.0	33.33	60.50	Vertical	Horizontal	N/A
1960.000	-42.68	8.60	-13.0	29.68	307.60	Vertical	Horizontal	N/A
3697.125	-51.72	19.75	-13.0	38.72	299.20	Vertical	Horizontal	Pass
9398.438	-35.61	34.36	-13.0	22.61	295.80	Vertical	Horizontal	Pass
16953.187	-29.34	38.84	-13.0	16.34	149.50	Vertical	Horizontal	Pass

1.12. EGPRS1900 CH810

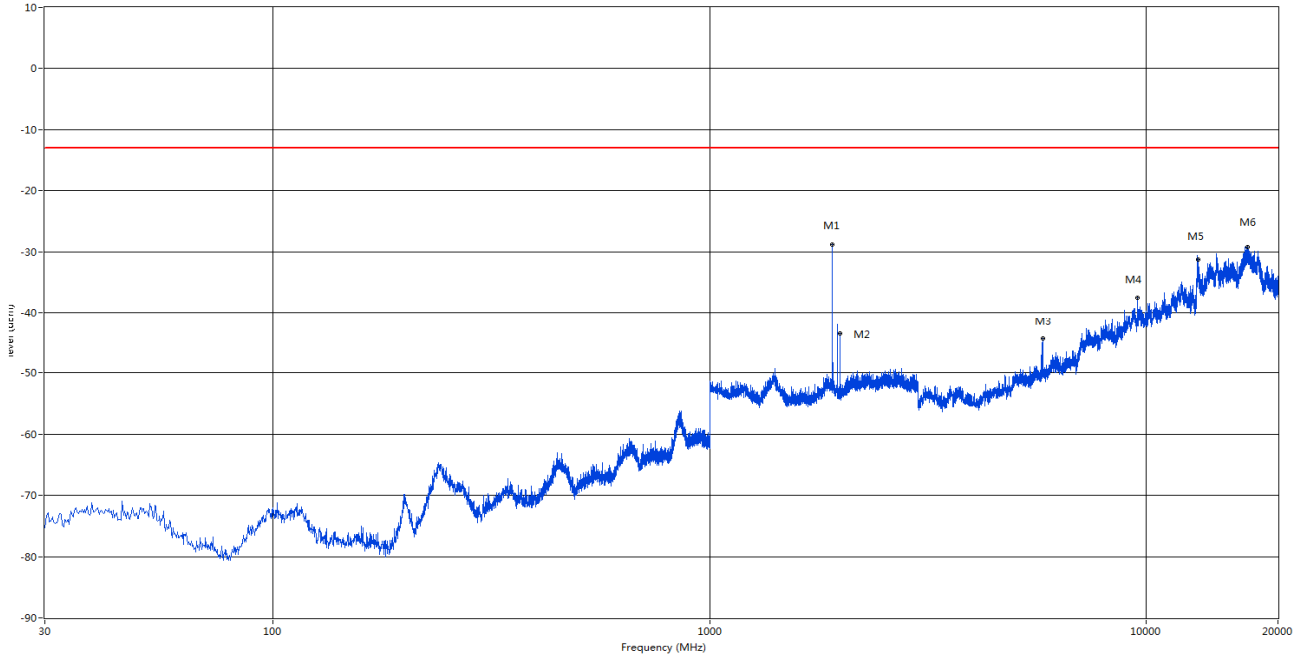
RSE Test case_FCC PART22&24&27_FCC PART 24_1900_GSM 1900&WCDMA B2&CDMA BC1<E B2&25



Frequency (MHz)	Result (dBm)	Factor (dB)	PK Limit (dBm)	Margin (dB)	Table (o)	ANT	EUT	Verdict
1909.500	-26.34	9.56	-13.0	13.34	321.80	Vertical	Horizontal	N/A
1989.500	-47.57	8.27	-13.0	34.57	138.00	Vertical	Horizontal	N/A
5730.000	-43.18	22.54	-13.0	30.18	207.20	Vertical	Horizontal	Pass
9325.312	-37.62	33.63	-13.0	24.62	312.10	Vertical	Horizontal	Pass
13099.813	-30.90	42.54	-13.0	17.90	25.50	Vertical	Horizontal	Pass
17092.750	-28.99	39.73	-13.0	15.99	266.50	Vertical	Horizontal	Pass

EGPRS1900 CH810

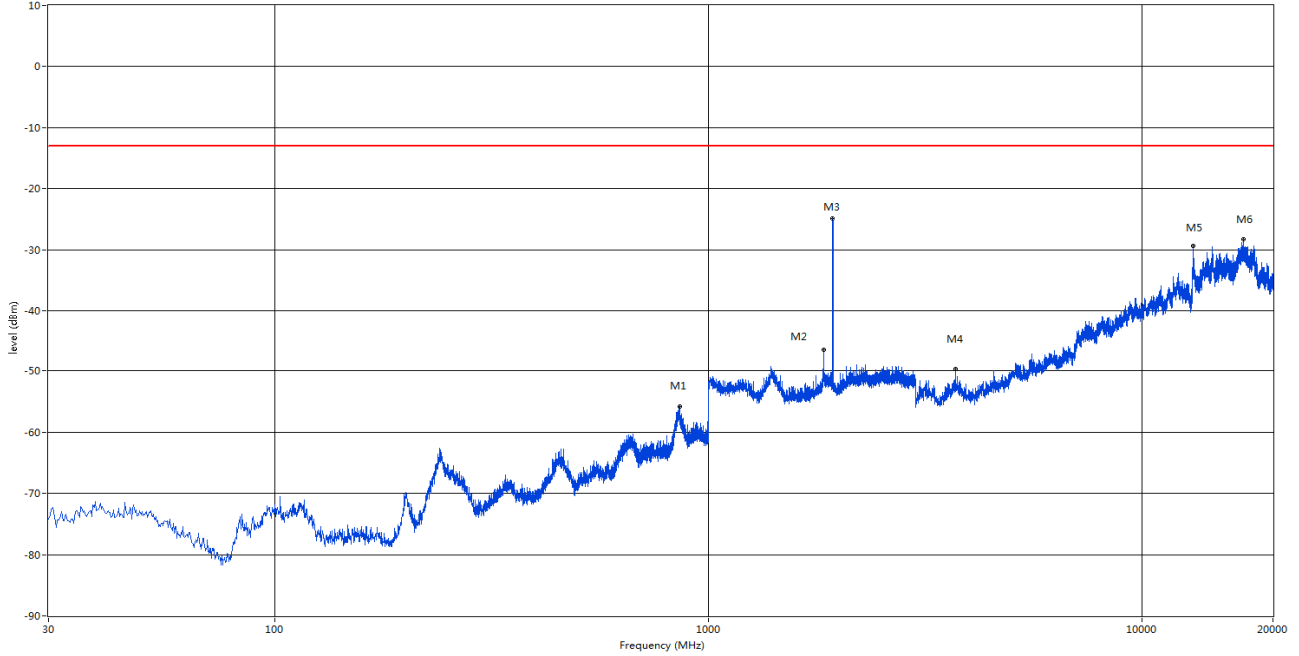
RSE Test case_FCC PART22&24&27_FCC PART 24_1900_GSM 1900&WCDMA B2&CDMA BC1<E B2&25



Frequency (MHz)	Result (dBm)	Factor (dB)	PK Limit (dBm)	Margin (dB)	Table (o)	ANT	EUT	Verdict
1909.500	-28.82	9.56	-13.0	15.82	73.70	Vertical	Vertical	N/A
1989.500	-43.50	8.27	-13.0	30.50	256.30	Vertical	Vertical	N/A
5781.188	-44.36	23.03	-13.0	31.36	228.20	Vertical	Vertical	Pass
9547.125	-37.49	32.95	-13.0	24.49	325.30	Vertical	Vertical	Pass
13105.250	-31.31	42.35	-13.0	18.31	50.80	Vertical	Vertical	Pass
17038.375	-29.21	39.23	-13.0	16.21	47.10	Vertical	Vertical	Pass

1.13. WCDMA B2 CH9262

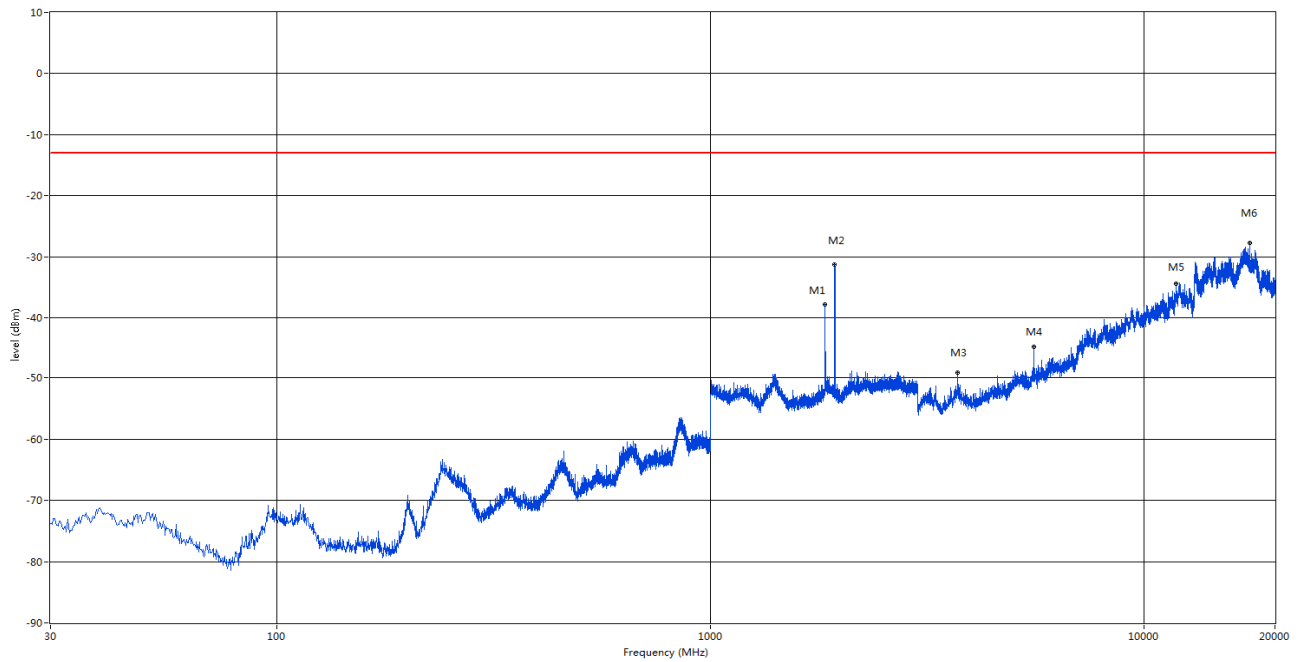
RSE Test case_FCC PART22&24&27_FCC PART 24_1900_GSM 1900&WCDMA B2&CDMA BC1<E B2&25



Frequency (MHz)	Result (dBm)	Factor (dB)	PK Limit (dBm)	Margin (dB)	Table (o)	ANT	EUT	Verdict
857.895	-55.80	10.34	-13.0	42.80	46.40	Vertical	Vertical	Pass
1839.000	-46.60	9.59	-13.0	33.60	238.50	Vertical	Vertical	N/A
1931.000	-24.94	8.75	-13.0	11.94	297.90	Vertical	Vertical	N/A
3706.875	-49.72	19.79	-13.0	36.72	132.00	Vertical	Vertical	Pass
13092.563	-29.33	42.07	-13.0	16.33	16.70	Vertical	Vertical	Pass
17109.063	-28.34	39.82	-13.0	15.34	104.20	Vertical	Vertical	Pass

WCDMA B2 CH9262

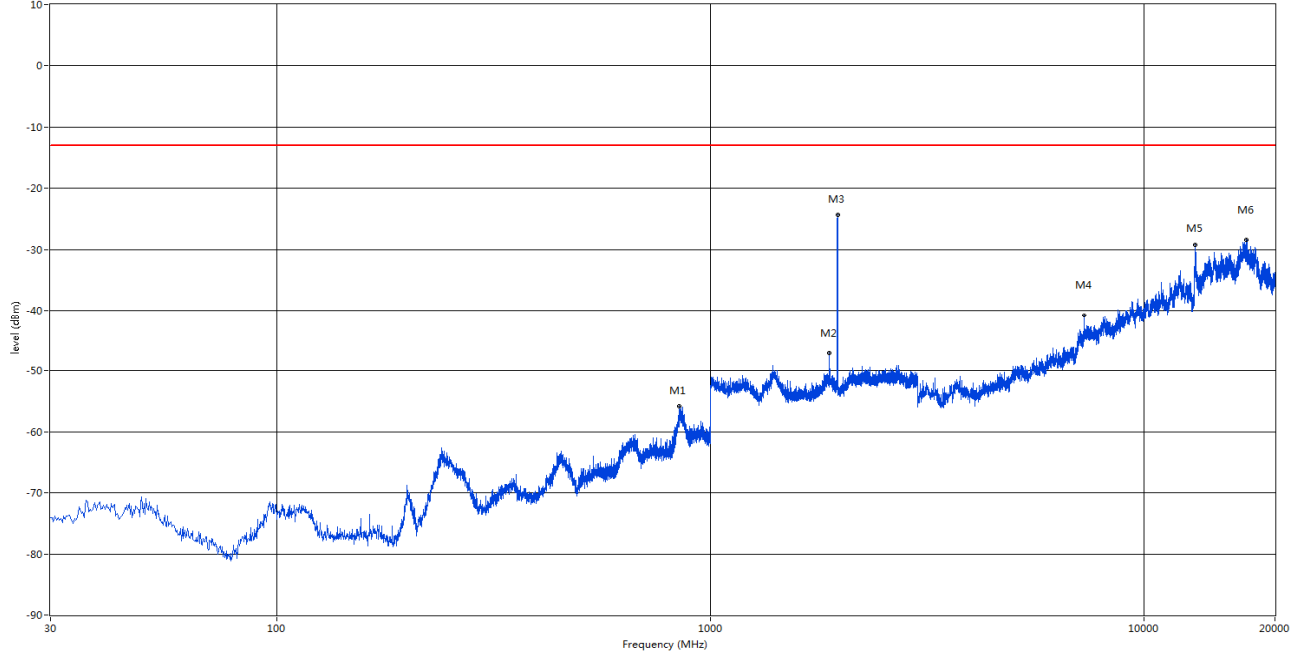
RSE Test case_FCC PART22&24&27_FCC PART 24_1900_GSM 1900&WCDMA B2&CDMA BC1<E B2&25



Frequency (MHz)	Result (dBm)	Factor (dB)	PK Limit (dBm)	Margin (dB)	Table (o)	ANT	EUT	Verdict
1834.500	-37.79	8.89	-13.0	24.79	159.90	Vertical	Horizontal	N/A
1931.500	-31.29	8.73	-13.0	18.29	89.10	Vertical	Horizontal	N/A
3702.000	-49.19	19.75	-13.0	36.19	103.30	Vertical	Horizontal	Pass
5559.375	-44.89	22.88	-13.0	31.89	193.70	Vertical	Horizontal	Pass
11816.438	-34.39	36.89	-13.0	21.39	138.40	Vertical	Horizontal	Pass
17498.751	-27.77	39.03	-13.0	14.77	77.40	Vertical	Horizontal	Pass

1.14. WCDMA B2 CH9400

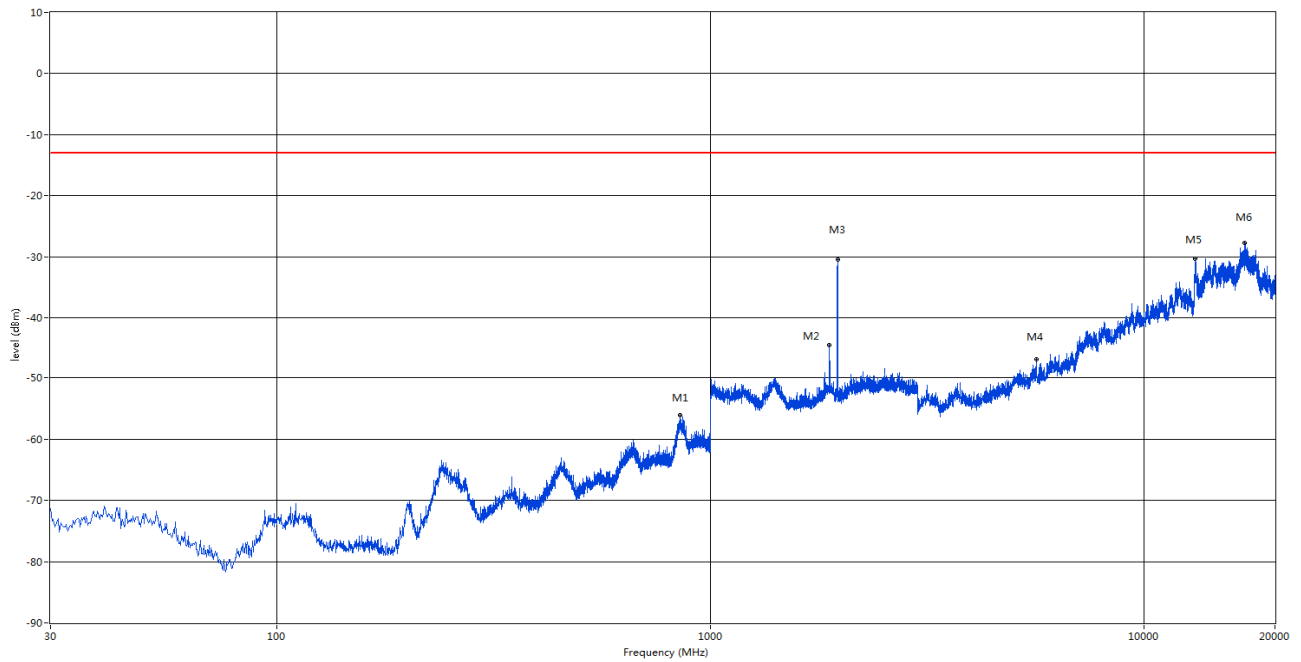
RSE Test case_FCC PART22&24&27_FCC PART 24_1900_GSM 1900&WCDMA B2&CDMA BC1<E B2&25



Frequency (MHz)	Result (dBm)	Factor (dB)	PK Limit (dBm)	Margin (dB)	Table (o)	ANT	EUT	Verdict
846.255	-55.87	10.30	-13.0	42.87	27.30	Vertical	Vertical	Pass
1878.500	-47.03	9.78	-13.0	34.03	54.50	Vertical	Vertical	N/A
1960.500	-24.30	8.57	-13.0	11.30	305.00	Vertical	Vertical	N/A
7270.500	-40.88	28.63	-13.0	27.88	253.40	Vertical	Vertical	Pass
13088.938	-29.24	41.84	-13.0	16.24	337.90	Vertical	Vertical	Pass
17201.500	-28.46	39.94	-13.0	15.46	248.20	Vertical	Vertical	Pass

WCDMA B2 CH9400

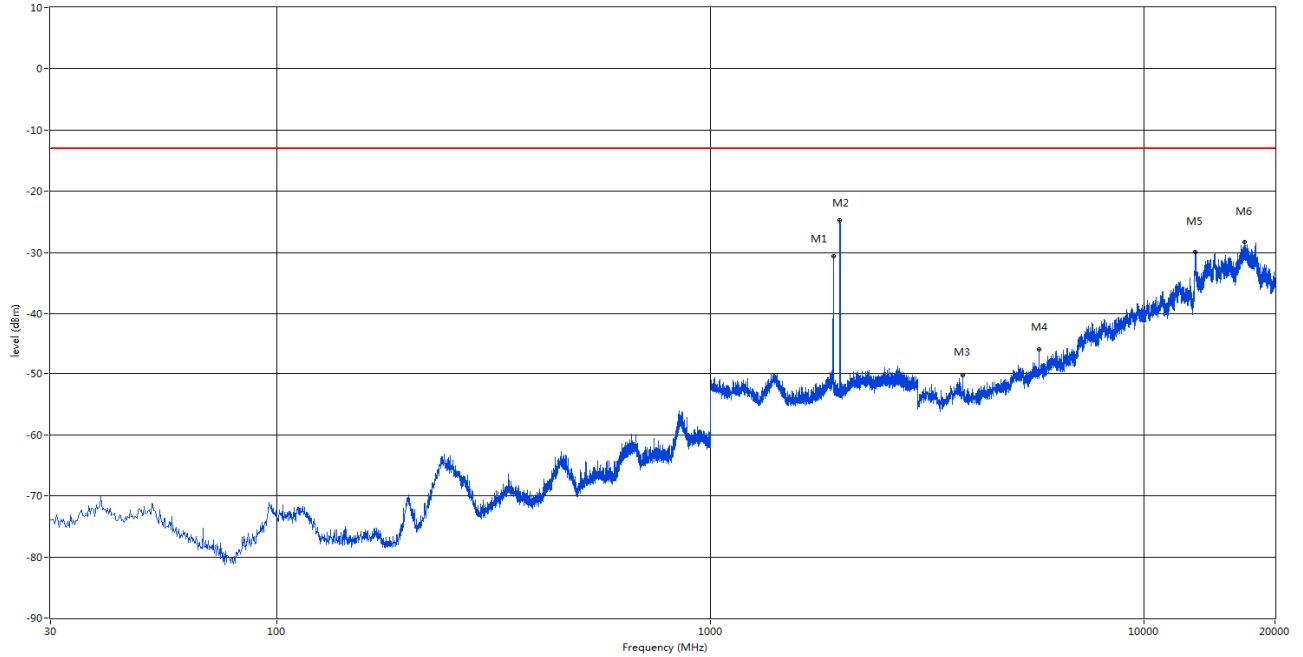
RSE Test case_FCC PART22&24&27_FCC PART 24_1900_GSM 1900&WCDMA B2&CDMA BC1<E B2&25



Frequency (MHz)	Result (dBm)	Factor (dB)	PK Limit (dBm)	Margin (dB)	Table (o)	ANT	EUT	Verdict
850.620	-56.08	10.67	-13.0	43.08	194.80	Vertical	Horizontal	Pass
1878.500	-44.62	9.78	-13.0	31.62	111.30	Vertical	Horizontal	N/A
1961.000	-30.44	8.55	-13.0	17.44	304.00	Vertical	Horizontal	N/A
5644.687	-46.99	22.42	-13.0	33.99	112.80	Vertical	Horizontal	Pass
13103.438	-30.39	42.42	-13.0	17.39	172.50	Vertical	Horizontal	Pass
17018.438	-27.81	39.05	-13.0	14.81	126.40	Vertical	Horizontal	Pass

1.15. WCDMA B2 CH9538

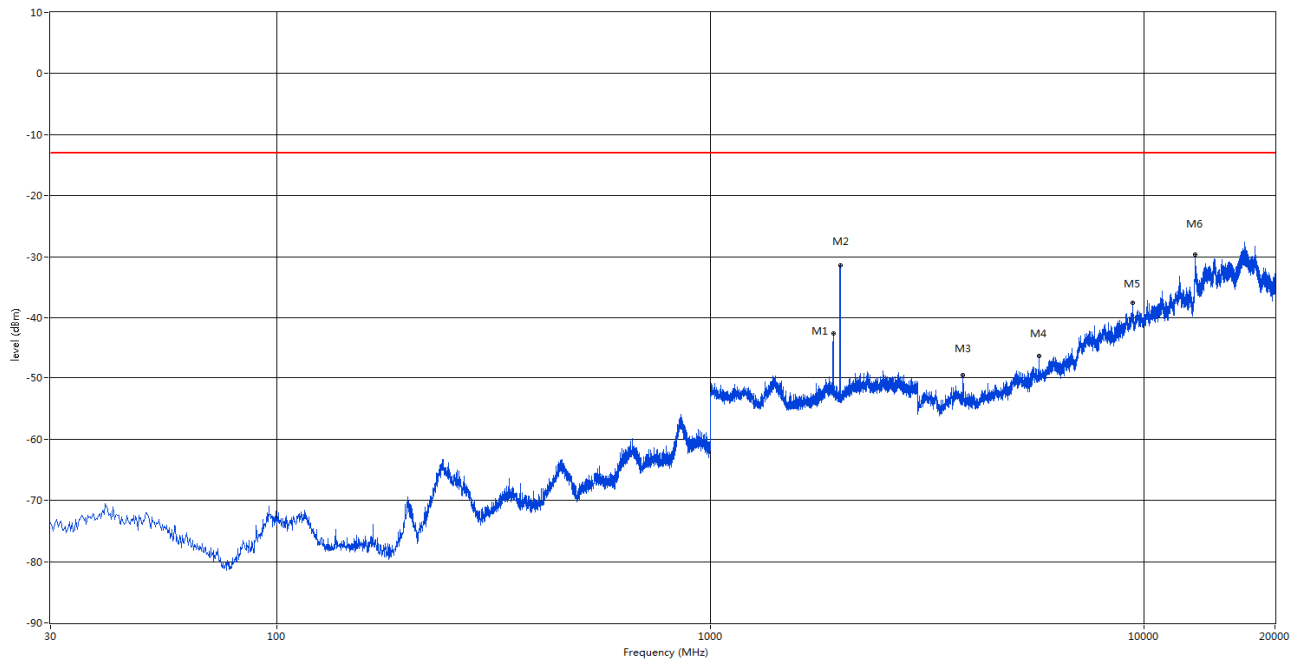
RSE Test case_FCC PART22&24&27_FCC PART 24_1900_GSM 1900&WCDMA B2&CDMA BC1<E B2&25



Frequency (MHz)	Result (dBm)	Factor (dB)	PK Limit (dBm)	Margin (dB)	Table (o)	ANT	EUT	Verdict
1918.000	-30.58	9.47	-13.0	17.58	111.30	Vertical	Vertical	N/A
1986.000	-24.69	8.22	-13.0	11.69	307.60	Vertical	Vertical	N/A
3816.562	-50.22	19.72	-13.0	37.22	1.50	Vertical	Vertical	Pass
5725.125	-46.01	22.44	-13.0	33.01	3.20	Vertical	Vertical	Pass
13101.625	-29.85	42.49	-13.0	16.85	91.10	Vertical	Vertical	Pass
17042.000	-28.35	39.27	-13.0	15.35	2.50	Vertical	Vertical	Pass

WCDMA B2 CH9538

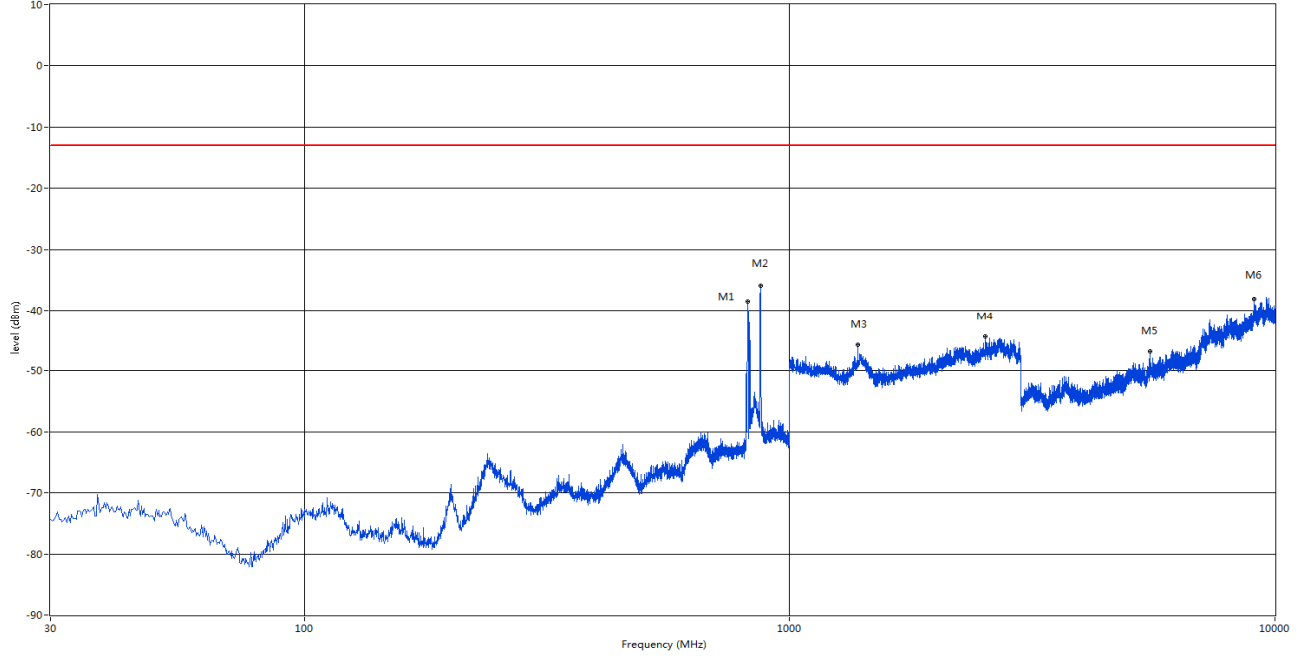
RSE Test case_FCC PART22&24&27_FCC PART 24_1900_GSM 1900&WCDMA B2&CDMA BC1<E B2&25



Frequency (MHz)	Result (dBm)	Factor (dB)	PK Limit (dBm)	Margin (dB)	Table (o)	ANT	EUT	Verdict
1919.500	-42.76	9.36	-13.0	29.76	36.00	Vertical	Horizontal	N/A
1987.500	-31.39	8.24	-13.0	18.39	220.60	Vertical	Horizontal	N/A
3811.687	-49.52	19.74	-13.0	36.52	101.80	Vertical	Horizontal	Pass
5725.125	-46.45	22.44	-13.0	33.45	119.30	Vertical	Horizontal	Pass
9400.875	-37.53	34.32	-13.0	24.53	242.70	Vertical	Horizontal	Pass
13098.000	-29.71	42.42	-13.0	16.71	4.40	Vertical	Horizontal	Pass

1.16. WCDMA B5 CH4132

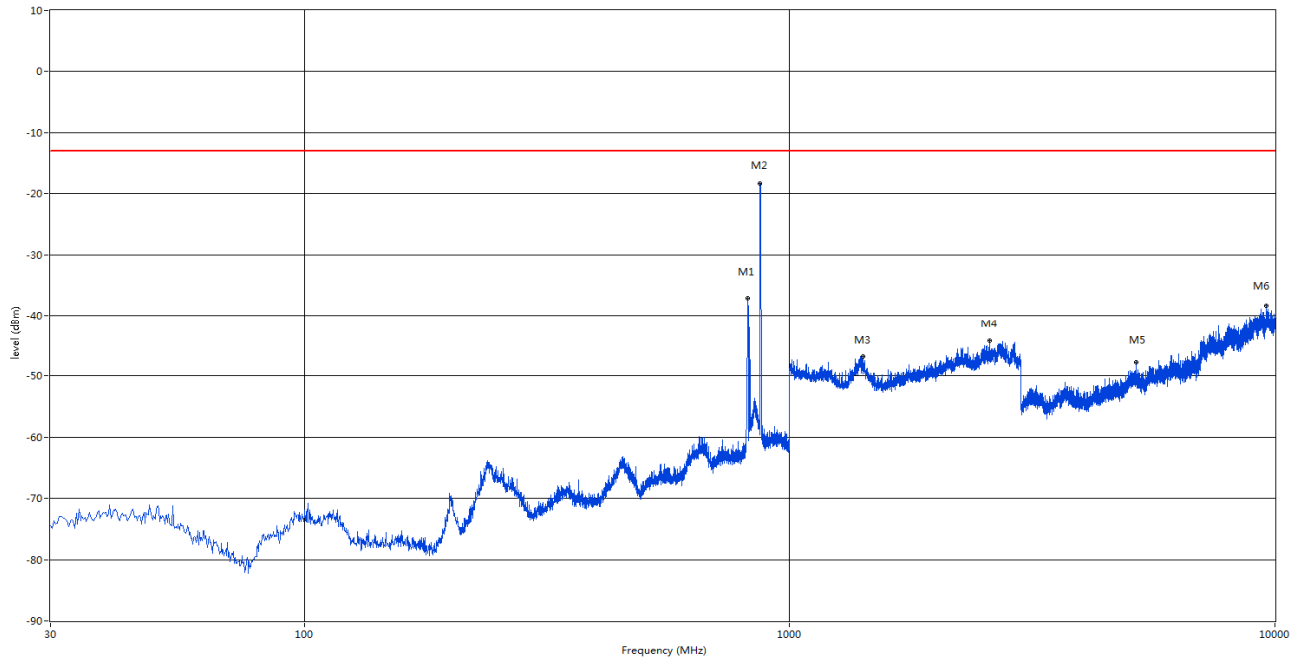
RSE Test case_FCC PART22&24&27_FCC PART 22_850_GSM 850&CDMA BC0&WCDMA B5<E B5&26



Frequency (MHz)	Result (dBm)	Factor (dB)	PK Limit (dBm)	Margin (dB)	Table (o)	ANT	EUT	Verdict
820.793	-38.51	8.32	-13.0	25.51	323.60	Horizontal	Horizontal	N/A
872.687	-35.92	9.17	-13.0	22.92	11.70	Horizontal	Horizontal	N/A
1381.000	-45.76	11.72	-13.0	32.76	148.30	Horizontal	Horizontal	Pass
2535.000	-44.32	14.69	-13.0	31.32	215.40	Horizontal	Horizontal	Pass
5520.000	-46.86	22.61	-13.0	33.86	300.70	Horizontal	Horizontal	Pass
9077.000	-38.13	33.21	-13.0	25.13	244.10	Horizontal	Horizontal	Pass

WCDMA B5 CH4132

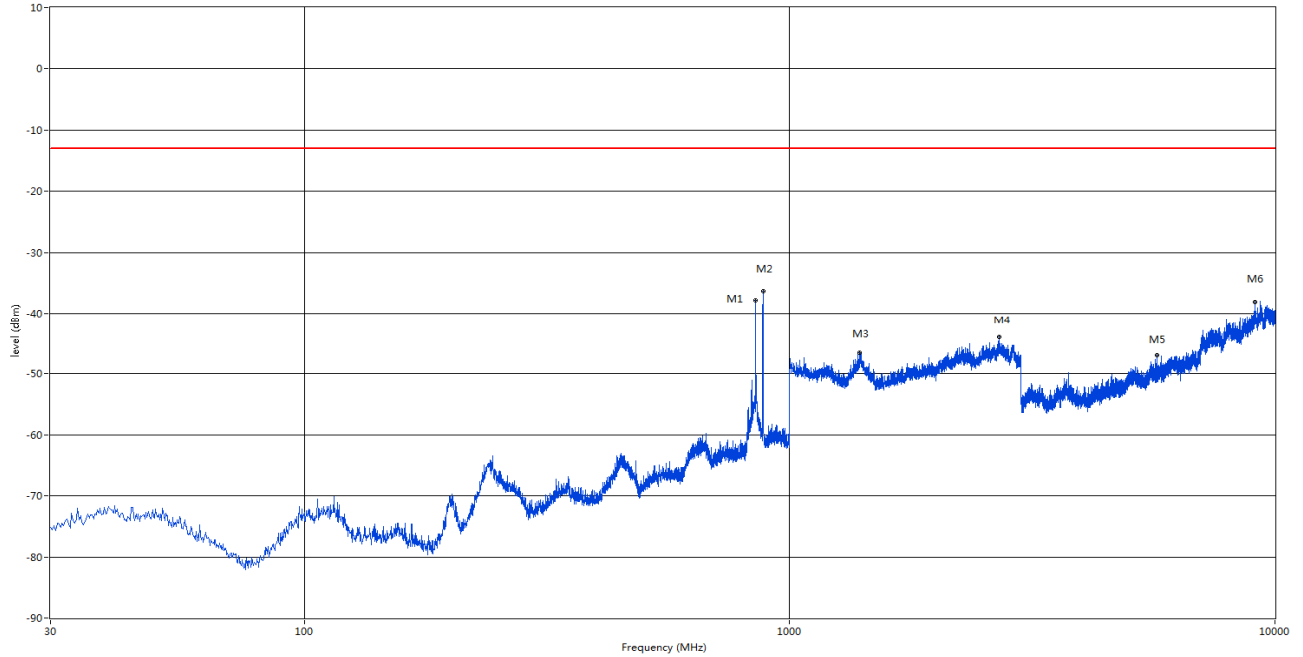
RSE Test case_FCC PART22&24&27_FCC PART 22_850_GSM 850&CDMA BC0&WCDMA B5<E B5&26



Frequency (MHz)	Result (dBm)	Factor (dB)	PK Limit (dBm)	Margin (dB)	Table (o)	ANT	EUT	Verdict
821.278	-37.13	8.40	-13.0	24.13	117.70	Vertical	Vertical	N/A
869.778	-18.32	9.55	-13.0	5.32	262.00	Vertical	Vertical	N/A
1415.500	-46.78	11.89	-13.0	33.78	97.40	Vertical	Vertical	Pass
2579.000	-44.19	15.33	-13.0	31.19	132.80	Vertical	Vertical	Pass
5172.000	-47.76	22.24	-13.0	34.76	359.90	Vertical	Vertical	Pass
9594.000	-38.32	33.73	-13.0	25.32	21.40	Vertical	Vertical	Pass

1.17. WCDMA B5 CH4182

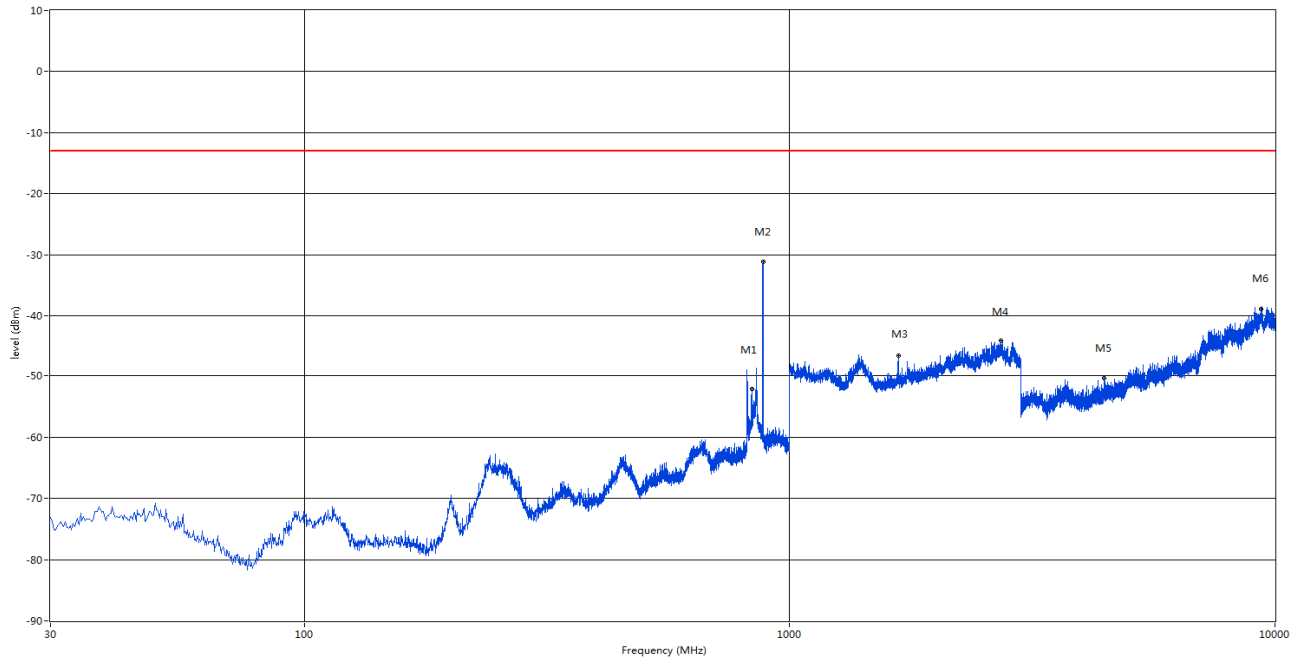
RSE Test case_FCC PART22&24&27_FCC PART 22_850_GSM 850&CDMA BC0&WCDMA B5<E B5&26



Frequency (MHz)	Result (dBm)	Factor (dB)	PK Limit (dBm)	Margin (dB)	Table (o)	ANT	EUT	Verdict
851.347	-37.79	12.66	-13.0	24.79	296.50	Horizontal	Horizontal	N/A
882.873	-36.28	7.88	-13.0	23.28	214.20	Horizontal	Horizontal	N/A
1396.500	-46.54	12.52	-13.0	33.54	284.50	Horizontal	Horizontal	Pass
2701.000	-43.93	16.37	-13.0	30.93	359.20	Horizontal	Horizontal	Pass
5722.500	-46.97	22.41	-13.0	33.97	358.40	Horizontal	Horizontal	Pass
9086.000	-38.05	33.32	-13.0	25.05	309.30	Horizontal	Horizontal	Pass

WCDMA B5 CH4182

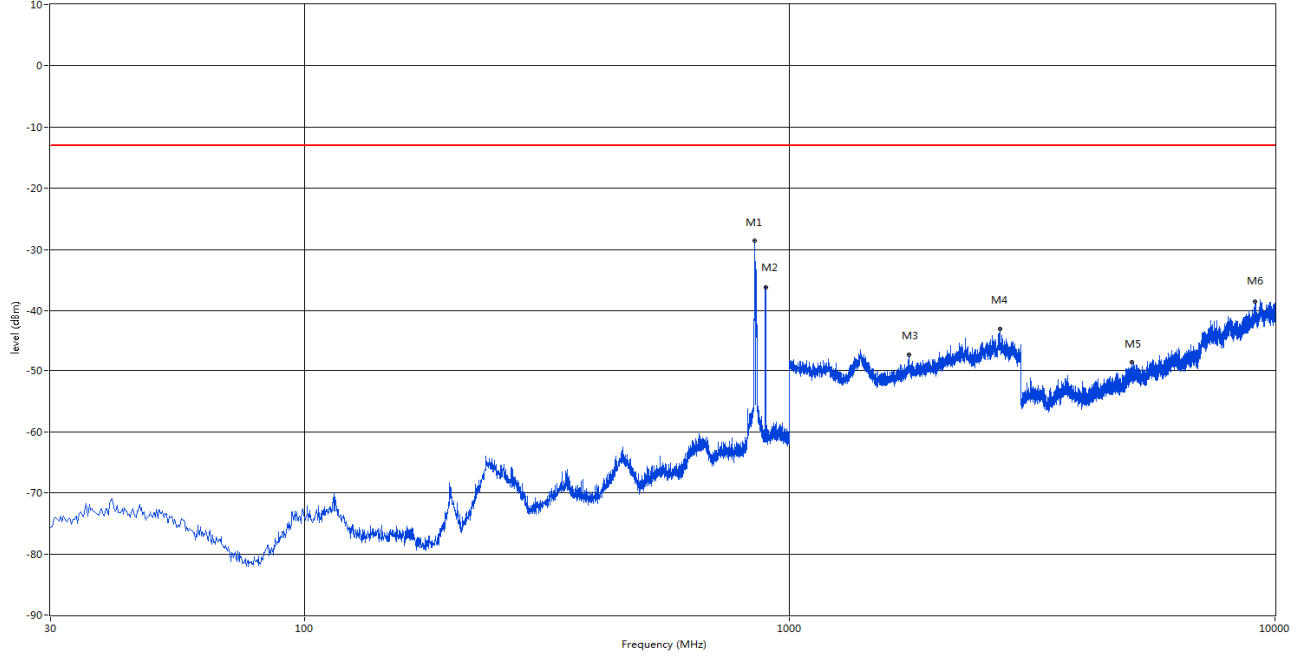
RSE Test case_FCC PART22&24&27_FCC PART 22_850_GSM 850&CDMA BC0&WCDMA B5<E B5&26



Frequency (MHz)	Result (dBm)	Factor (dB)	PK Limit (dBm)	Margin (dB)	Table (o)	ANT	EUT	Verdict
835.100	-52.17	10.81	-13.0	39.17	129.00	Vertical	Vertical	N/A
882.145	-31.19	7.94	-13.0	18.19	257.00	Vertical	Vertical	N/A
1674.500	-46.62	10.47	-13.0	33.62	343.20	Vertical	Vertical	Pass
2722.500	-44.17	16.11	-13.0	31.17	107.50	Vertical	Vertical	Pass
4444.500	-50.40	20.69	-13.0	37.40	208.10	Vertical	Vertical	Pass
9356.000	-38.96	34.14	-13.0	25.96	140.90	Vertical	Vertical	Pass

1.18. WCDMA B5 CH4233

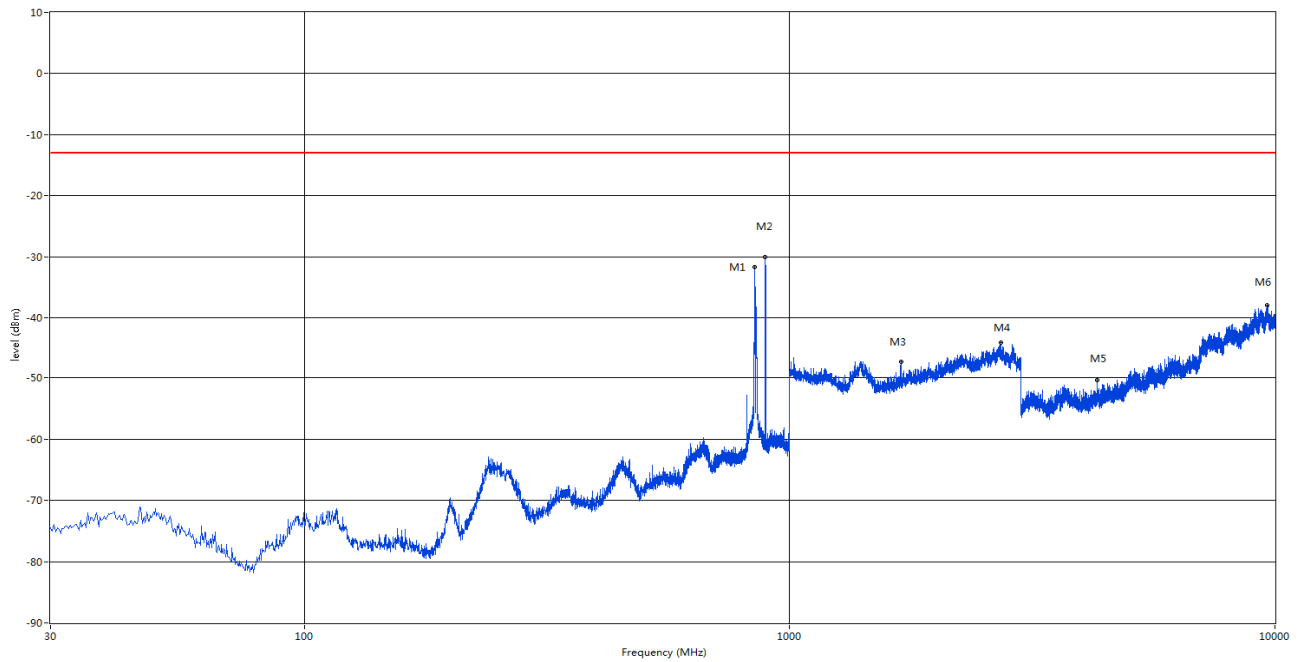
RSE Test case_FCC PART22&24&27_FCC PART 22_850_GSM 850&CDMA BC0&WCDMA B5<E B5&26



Frequency (MHz)	Result (dBm)	Factor (dB)	PK Limit (dBm)	Margin (dB)	Table (o)	ANT	EUT	Verdict
847.225	-28.57	12.49	-13.0	15.57	181.80	Horizontal	Horizontal	N/A
892.815	-36.19	7.19	-13.0	23.19	82.40	Horizontal	Horizontal	N/A
1764.500	-47.38	11.38	-13.0	34.38	130.80	Horizontal	Horizontal	Pass
2717.500	-43.19	16.30	-13.0	30.19	211.90	Horizontal	Horizontal	Pass
5061.750	-48.63	21.88	-13.0	35.63	23.60	Horizontal	Horizontal	Pass
9105.000	-38.55	33.54	-13.0	25.55	229.40	Horizontal	Horizontal	Pass

WCDMA B5 CH4233

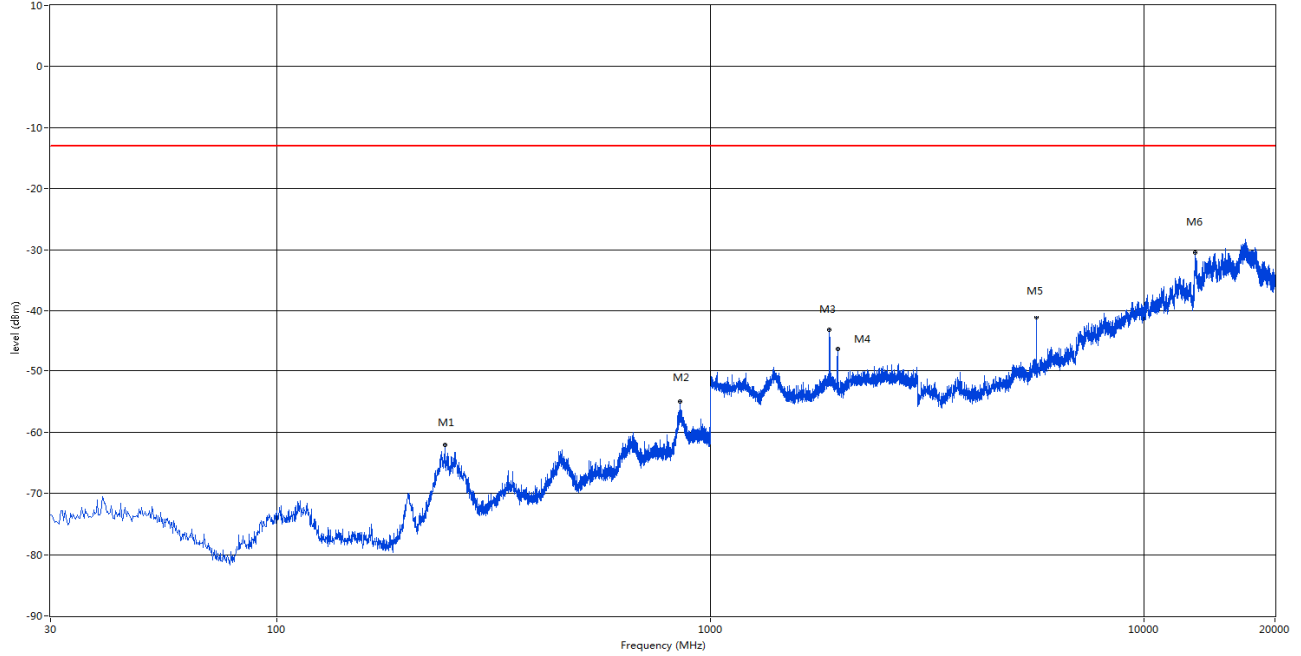
RSE Test case_FCC PART22&24&27_FCC PART 22_850_GSM 850&CDMA BC0&WCDMA B5<E B5&26



Frequency (MHz)	Result (dBm)	Factor (dB)	PK Limit (dBm)	Margin (dB)	Table (o)	ANT	EUT	Verdict
847.468	-31.68	12.51	-13.0	18.68	0.00	Vertical	Vertical	N/A
891.602	-30.02	7.12	-13.0	17.02	105.70	Vertical	Vertical	N/A
1694.500	-47.29	10.32	-13.0	34.29	339.20	Vertical	Vertical	Pass
2720.500	-44.17	16.17	-13.0	31.17	203.90	Vertical	Vertical	Pass
4299.000	-50.37	20.37	-13.0	37.37	21.20	Vertical	Vertical	Pass
9653.000	-37.93	34.53	-13.0	24.93	234.40	Vertical	Vertical	Pass

1.19. LTE B2 CH18900 BW1.4 RB1

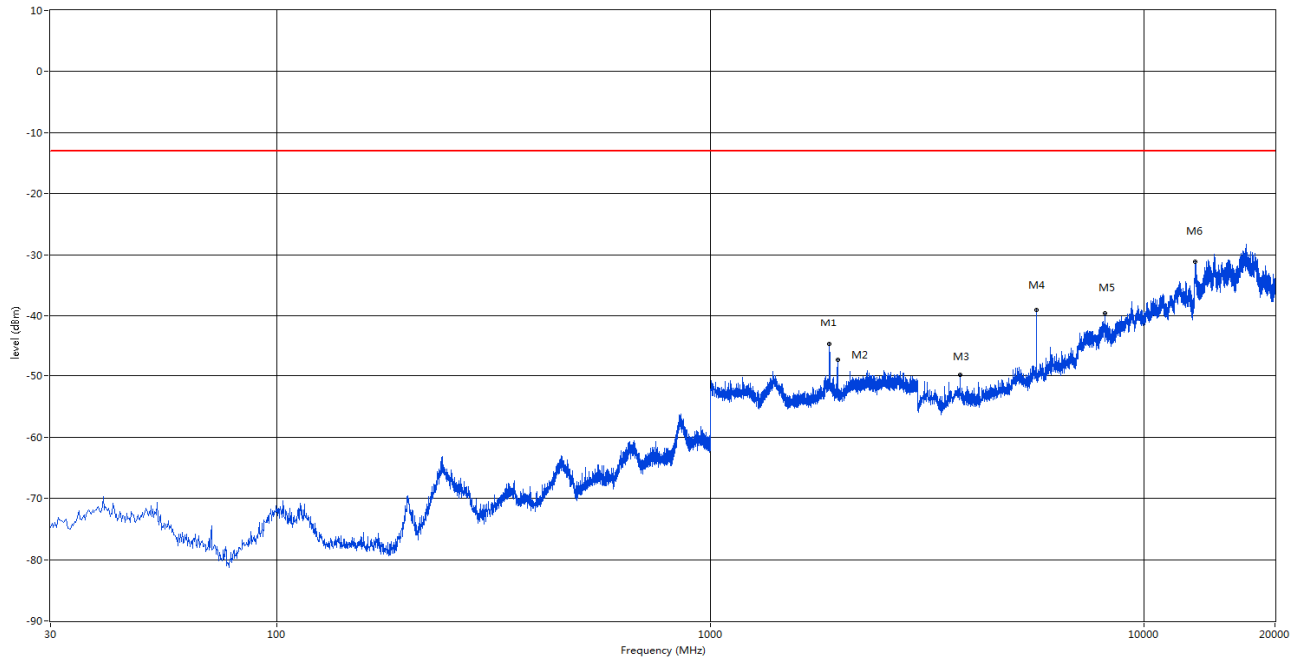
RSE Test case_FCC PART22&24&27_FCC PART 24_1900_GSM 1900&WCDMA B2&CDMA BC1<E B2&25



Frequency (MHz)	Result (dBm)	Factor (dB)	PK Limit (dBm)	Margin (dB)	Table (o)	ANT	EUT	Verdict
243.400	-62.06	1.72	-13.0	49.06	118.30	Vertical	Vertical	Pass
848.195	-55.05	10.50	-13.0	42.05	200.40	Vertical	Vertical	Pass
1879.500	-43.28	9.77	-13.0	30.28	56.00	Vertical	Vertical	N/A
1960.000	-46.40	8.60	-13.0	33.40	298.00	Vertical	Vertical	N/A
5637.375	-41.27	22.51	-13.0	28.27	299.60	Vertical	Vertical	Pass
13094.375	-30.51	42.19	-13.0	17.51	160.10	Vertical	Vertical	Pass

LTE B2 CH18900 BW1.4 RB1

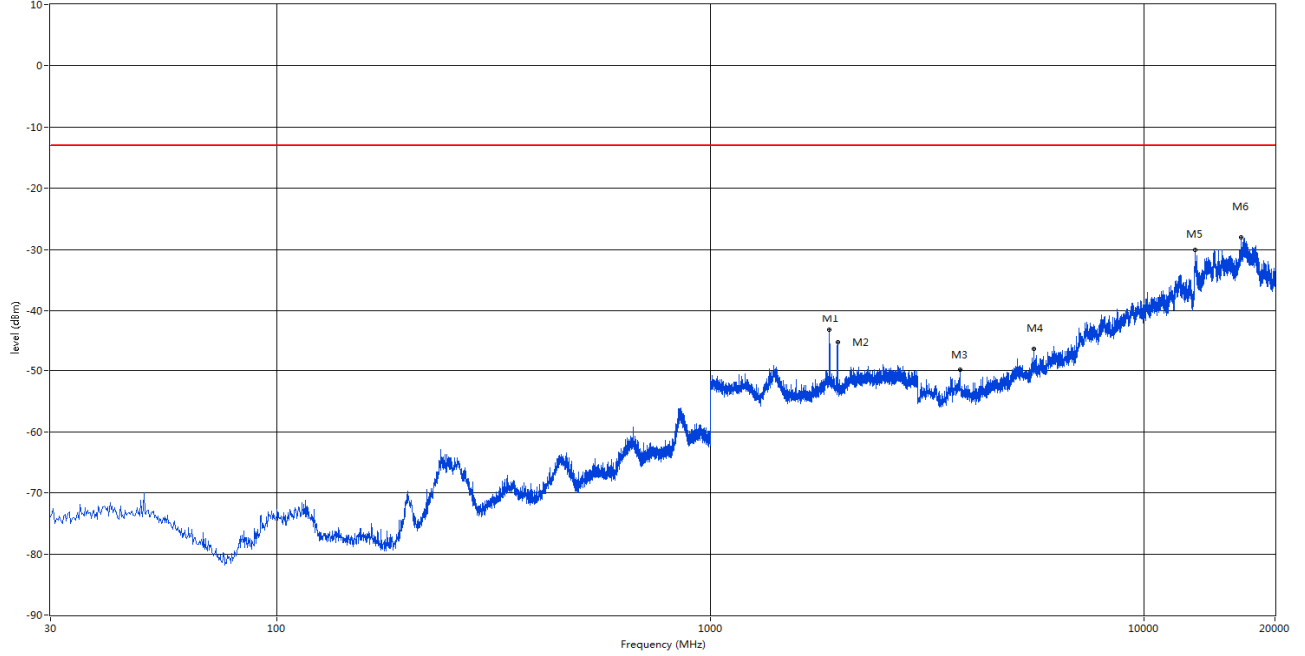
RSE Test case_FCC PART22&24&27_FCC PART 24_1900_GSM 1900&WCDMA B2&CDMA BC1<E B2&25



Frequency (MHz)	Result (dBm)	Factor (dB)	PK Limit (dBm)	Margin (dB)	Table (o)	ANT	EUT	Verdict
1879.500	-44.77	9.77	-13.0	31.77	105.40	Vertical	Horizontal	N/A
1960.000	-47.33	8.60	-13.0	34.33	7.10	Vertical	Horizontal	N/A
3758.063	-49.77	19.68	-13.0	36.77	352.70	Vertical	Horizontal	Pass
5637.375	-39.17	22.51	-13.0	26.17	293.10	Vertical	Horizontal	Pass
8099.250	-39.64	31.36	-13.0	26.64	289.40	Vertical	Horizontal	Pass
13090.750	-31.14	41.96	-13.0	18.14	7.80	Vertical	Horizontal	Pass

1.20. LTE B2 CH18900 BW3 RB1

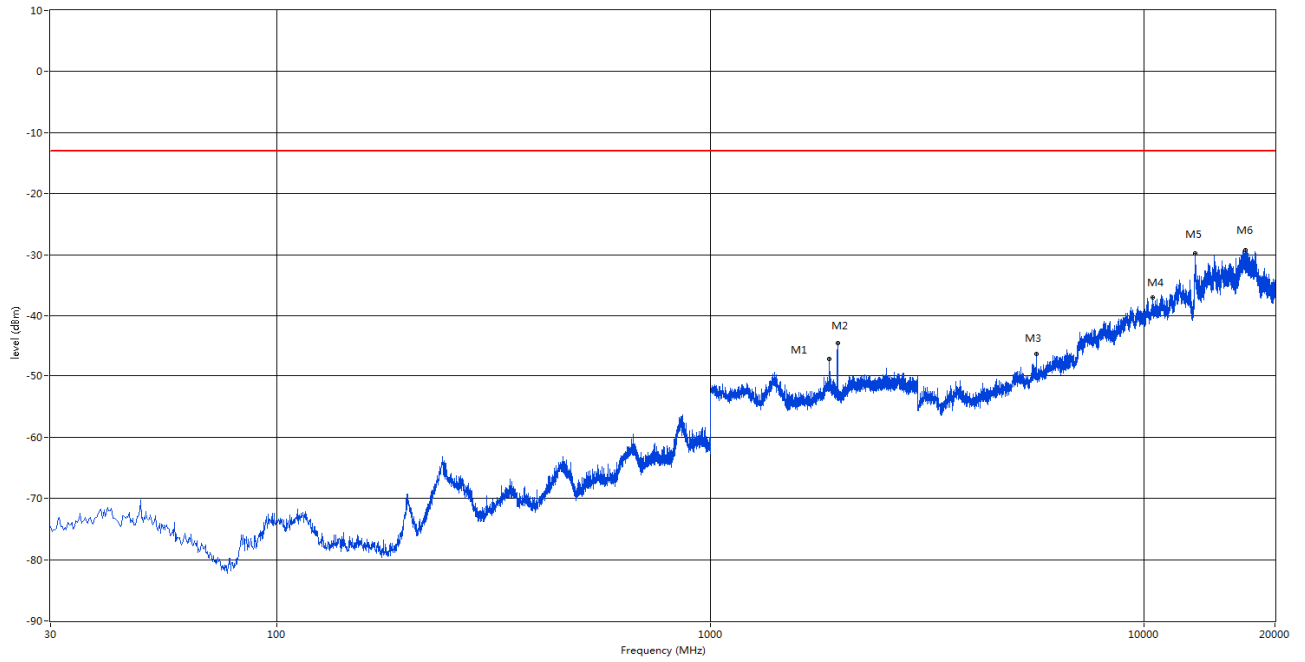
RSE Test case_FCC PART22&24&27_FCC PART 24_1900_GSM 1900&WCDMA B2&CDMA BC1<E B2&25



Frequency (MHz)	Result (dBm)	Factor (dB)	PK Limit (dBm)	Margin (dB)	Table (o)	ANT	EUT	Verdict
1879.000	-43.22	9.77	-13.0	30.22	60.50	Vertical	Vertical	N/A
1960.000	-45.26	8.60	-13.0	32.26	307.20	Vertical	Vertical	N/A
3758.063	-49.83	19.68	-13.0	36.83	158.20	Vertical	Vertical	Pass
5549.625	-46.35	23.06	-13.0	33.35	260.70	Vertical	Vertical	Pass
13098.000	-30.05	42.42	-13.0	17.05	359.40	Vertical	Vertical	Pass
16735.688	-28.07	38.21	-13.0	15.07	279.10	Vertical	Vertical	Pass

LTE B2 CH18900 BW3 RB1

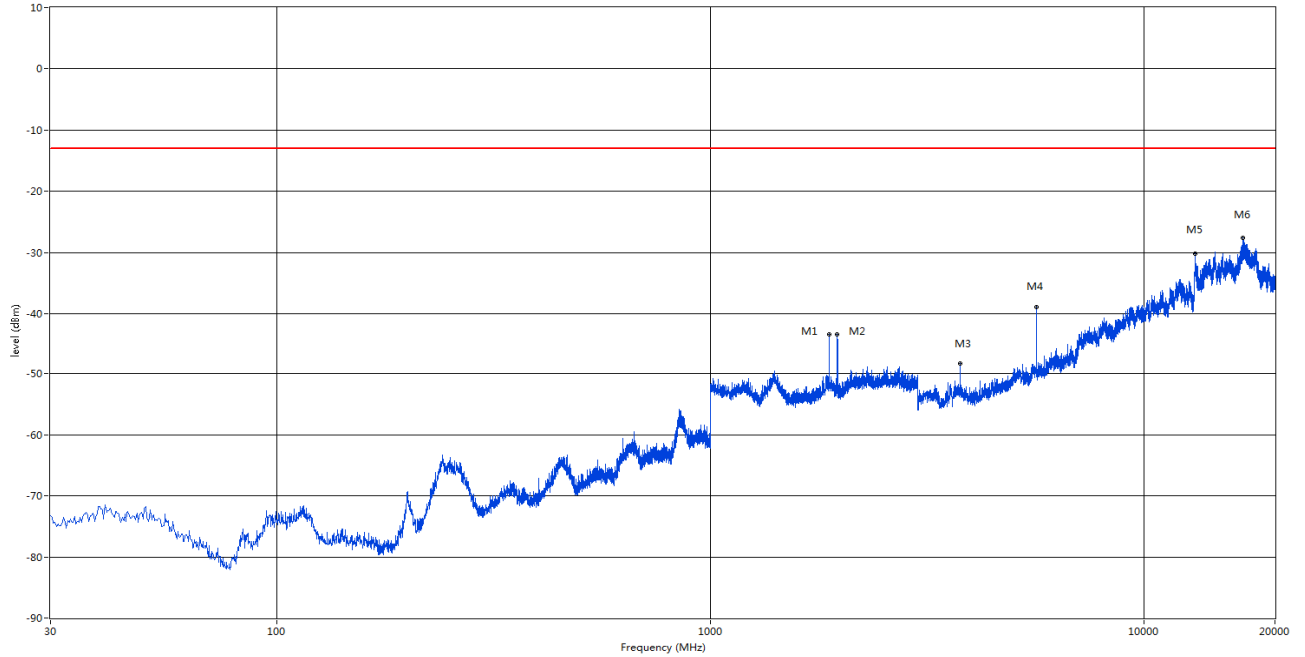
RSE Test case_FCC PART22&24&27_FCC PART 24_1900_GSM 1900&WCDMA B2&CDMA BC1<E B2&25



Frequency (MHz)	Result (dBm)	Factor (dB)	PK Limit (dBm)	Margin (dB)	Table (o)	ANT	EUT	Verdict
1879.000	-47.19	9.77	-13.0	34.19	94.60	Vertical	Horizontal	N/A
1959.500	-44.66	8.63	-13.0	31.66	218.10	Vertical	Horizontal	N/A
5639.813	-46.34	22.49	-13.0	33.34	159.30	Vertical	Horizontal	Pass
10461.187	-37.01	35.09	-13.0	24.01	0.00	Vertical	Horizontal	Pass
13110.688	-29.80	42.14	-13.0	16.80	346.60	Vertical	Horizontal	Pass
17089.125	-29.21	39.69	-13.0	16.21	355.60	Vertical	Horizontal	Pass

1.21. LTE B2 CH18900 BW5 RB1

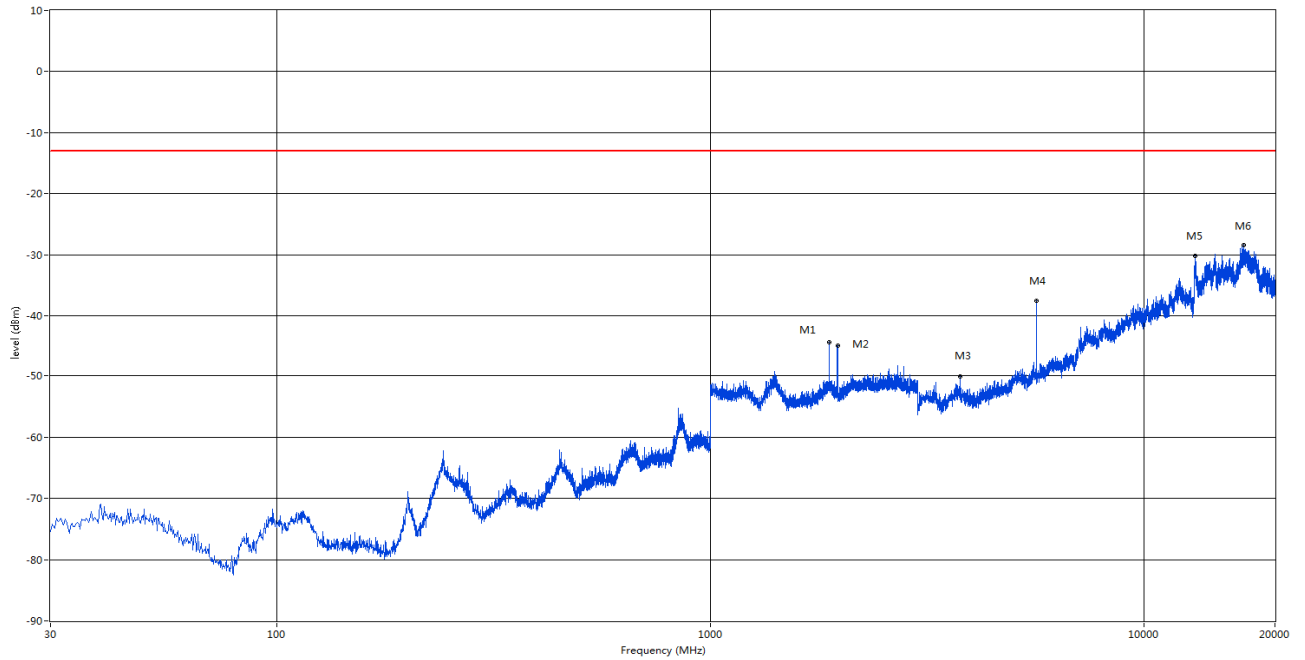
RSE Test case_FCC PART22&24&27_FCC PART 24_1900_GSM 1900&WCDMA B2&CDMA BC1<E B2&25



Frequency (MHz)	Result (dBm)	Factor (dB)	PK Limit (dBm)	Margin (dB)	Table (o)	ANT	EUT	Verdict
1877.500	-43.50	9.78	-13.0	30.50	58.40	Vertical	Vertical	N/A
1958.000	-43.56	8.66	-13.0	30.56	320.10	Vertical	Vertical	N/A
3755.625	-48.30	19.71	-13.0	35.30	0.00	Vertical	Vertical	Pass
5632.500	-38.95	22.59	-13.0	25.95	25.40	Vertical	Vertical	Pass
13107.063	-30.16	42.28	-13.0	17.16	272.80	Vertical	Vertical	Pass
16877.062	-27.66	38.66	-13.0	14.66	68.40	Vertical	Vertical	Pass

LTE B2 CH18900 BW5 RB1

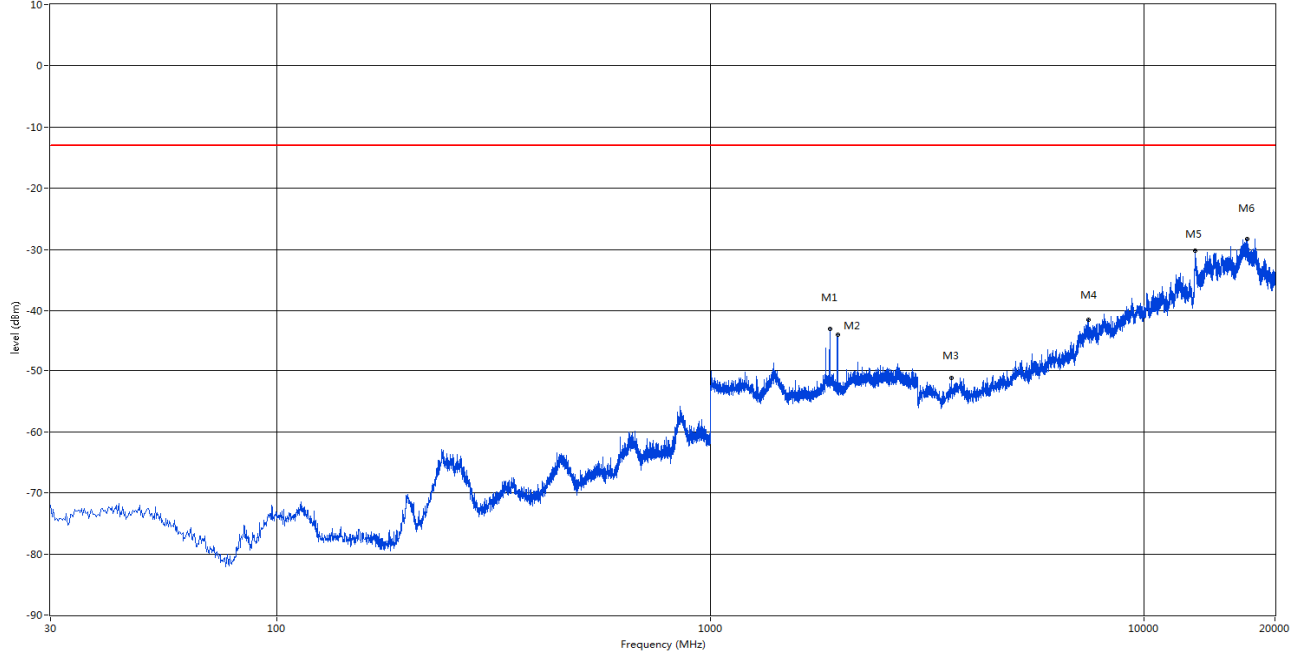
RSE Test case_FCC PART22&24&27_FCC PART 24_1900_GSM 1900&WCDMA B2&CDMA BC1<E B2&25



Frequency (MHz)	Result (dBm)	Factor (dB)	PK Limit (dBm)	Margin (dB)	Table (o)	ANT	EUT	Verdict
1877.500	-44.48	9.78	-13.0	31.48	105.40	Vertical	Horizontal	N/A
1960.500	-45.01	8.57	-13.0	32.01	311.50	Vertical	Horizontal	N/A
3755.625	-50.02	19.71	-13.0	37.02	359.70	Vertical	Horizontal	Pass
5632.500	-37.58	22.59	-13.0	24.58	196.40	Vertical	Horizontal	Pass
13110.688	-30.23	42.14	-13.0	17.23	51.00	Vertical	Horizontal	Pass
16942.312	-28.44	38.83	-13.0	15.44	69.10	Vertical	Horizontal	Pass

1.22. LTE B2 CH18900 BW10 RB1

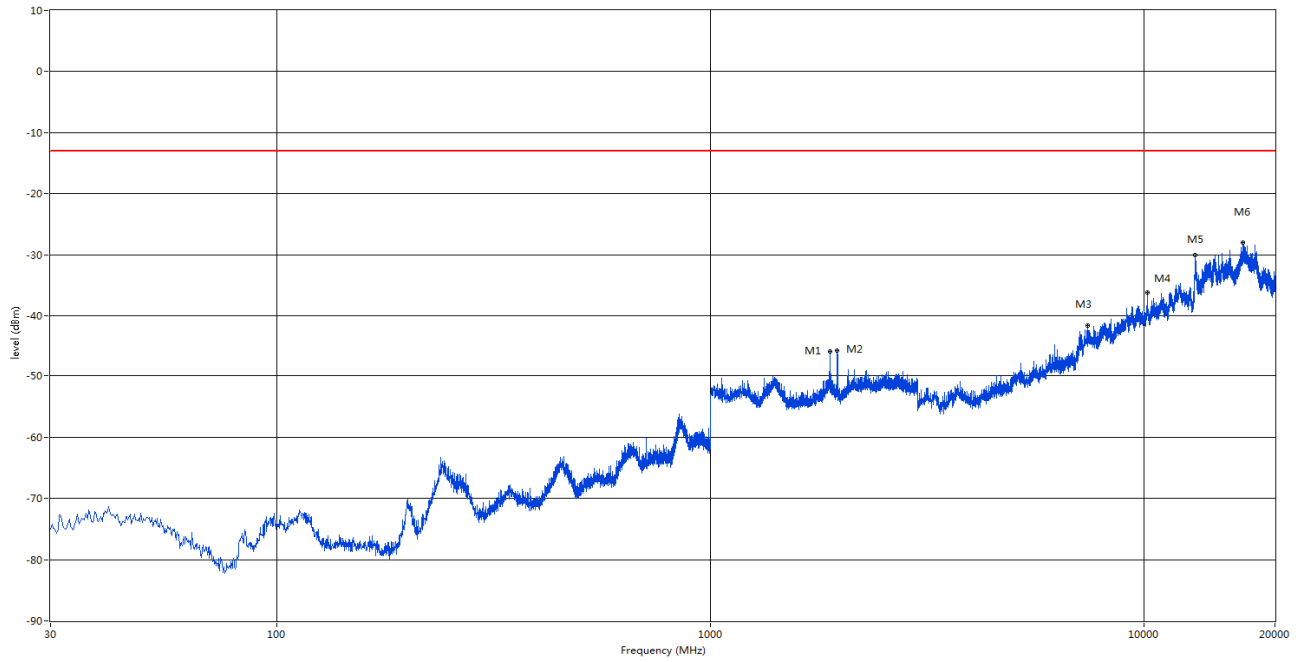
RSE Test case_FCC PART22&24&27_FCC PART 24_1900_GSM 1900&WCDMA B2&CDMA BC1<E B2&25



Frequency (MHz)	Result (dBm)	Factor (dB)	PK Limit (dBm)	Margin (dB)	Table (o)	ANT	EUT	Verdict
1883.000	-43.15	9.75	-13.0	30.15	59.60	Vertical	Vertical	N/A
1959.500	-44.03	8.63	-13.0	31.03	312.70	Vertical	Vertical	N/A
3594.750	-51.23	18.76	-13.0	38.23	313.20	Vertical	Vertical	Pass
7441.125	-41.57	29.18	-13.0	28.57	186.70	Vertical	Vertical	Pass
13108.875	-30.20	42.21	-13.0	17.20	282.40	Vertical	Vertical	Pass
17290.312	-28.28	39.02	-13.0	15.28	19.10	Vertical	Vertical	Pass

LTE B2 CH18900 BW10 RB1

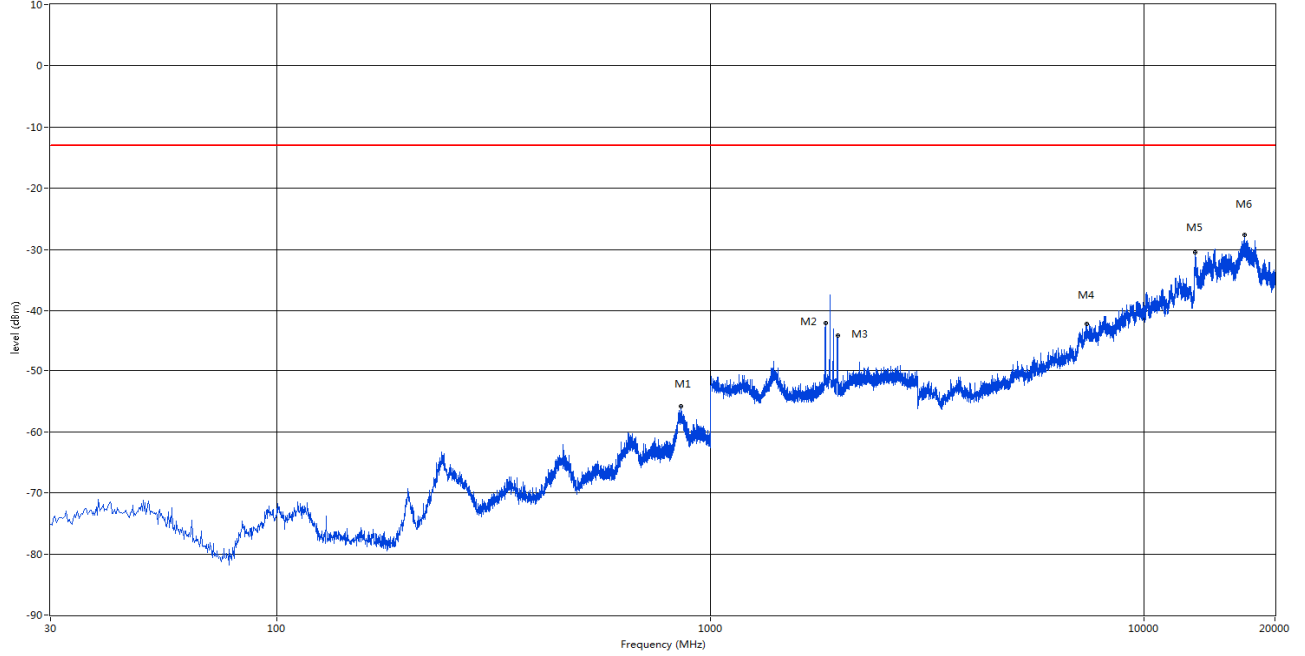
RSE Test case_FCC PART22&24&27_FCC PART 24_1900_GSM 1900&WCDMA B2&CDMA BC1<E B2&25



Frequency (MHz)	Result (dBm)	Factor (dB)	PK Limit (dBm)	Margin (dB)	Table (o)	ANT	EUT	Verdict
1883.000	-45.99	9.75	-13.0	32.99	97.80	Vertical	Horizontal	N/A
1957.500	-45.83	8.67	-13.0	32.83	339.00	Vertical	Horizontal	N/A
7380.188	-41.75	29.32	-13.0	28.75	0.10	Vertical	Horizontal	Pass
10161.375	-36.15	35.17	-13.0	23.15	127.20	Vertical	Horizontal	Pass
13094.375	-30.02	42.19	-13.0	17.02	65.80	Vertical	Horizontal	Pass
16895.188	-27.98	38.77	-13.0	14.98	324.20	Vertical	Horizontal	Pass

1.23. LTE B2 CH18900 BW15 RB1

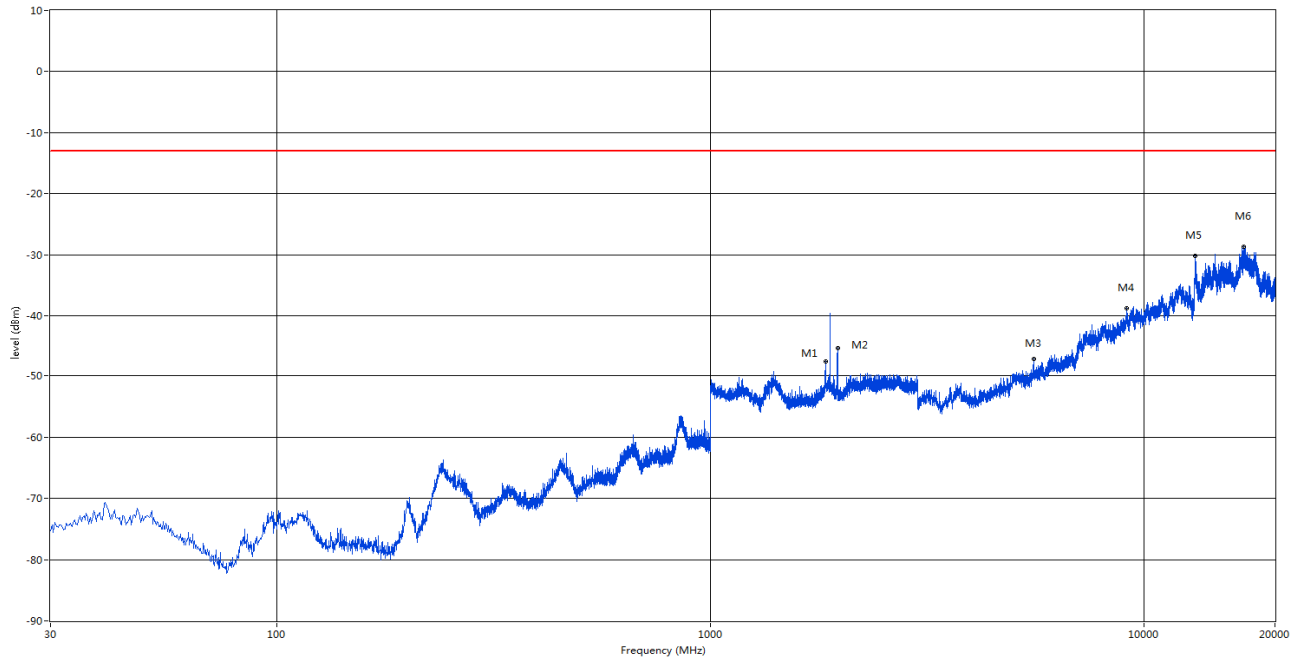
RSE Test case_FCC PART22&24&27_FCC PART 24_1900_GSM 1900&WCDMA B2&CDMA BC1<E B2&25



Frequency (MHz)	Result (dBm)	Factor (dB)	PK Limit (dBm)	Margin (dB)	Table (o)	ANT	EUT	Verdict
853.773	-55.85	10.54	-13.0	42.85	59.00	Vertical	Vertical	Pass
1837.000	-42.19	9.16	-13.0	29.19	248.70	Vertical	Vertical	N/A
1961.500	-44.21	8.52	-13.0	31.21	305.30	Vertical	Vertical	N/A
7368.000	-42.36	29.47	-13.0	29.36	176.50	Vertical	Vertical	Pass
13099.813	-30.42	42.54	-13.0	17.42	258.70	Vertical	Vertical	Pass
17061.937	-27.60	39.45	-13.0	14.60	2.00	Vertical	Vertical	Pass

LTE B2 CH18900 BW15 RB1

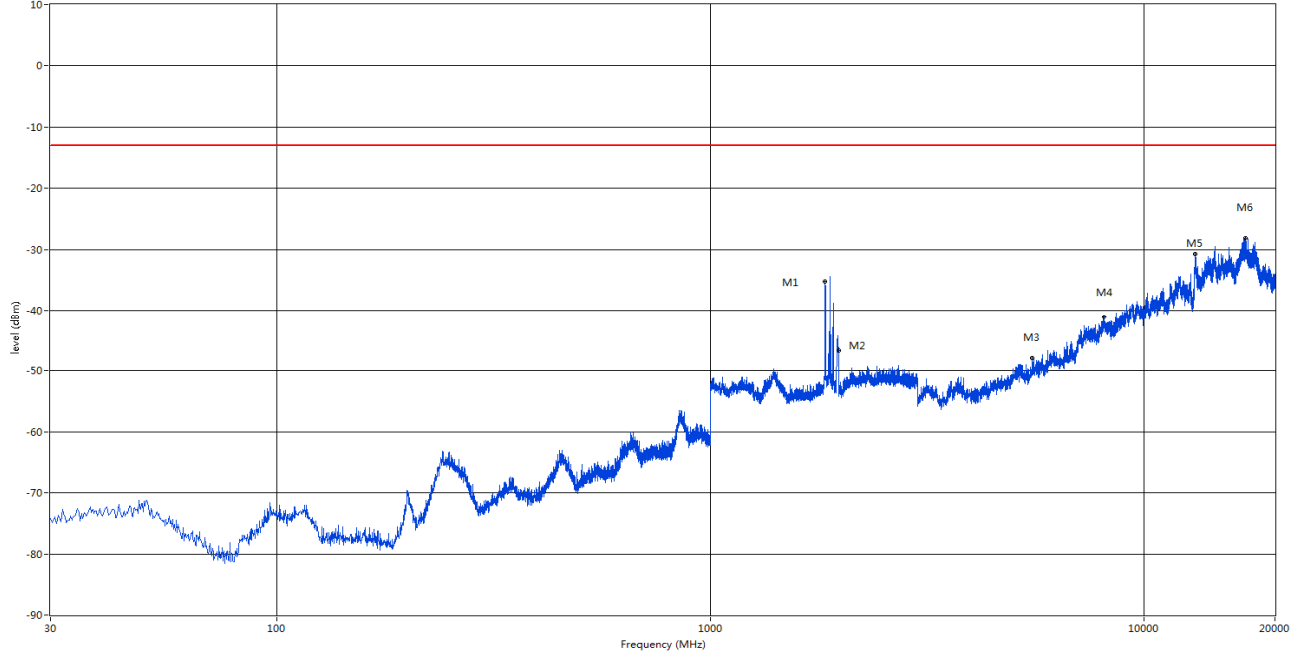
RSE Test case_FCC PART22&24&27_FCC PART 24_1900_GSM 1900&WCDMA B2&CDMA BC1<E B2&25



Frequency (MHz)	Result (dBm)	Factor (dB)	PK Limit (dBm)	Margin (dB)	Table (o)	ANT	EUT	Verdict
1838.000	-47.58	9.29	-13.0	34.58	99.10	Vertical	Horizontal	N/A
1965.000	-45.48	8.38	-13.0	32.48	214.70	Vertical	Horizontal	N/A
5569.125	-47.22	22.65	-13.0	34.22	113.10	Vertical	Horizontal	Pass
9108.375	-38.83	33.54	-13.0	25.83	215.60	Vertical	Horizontal	Pass
13098.000	-30.26	42.42	-13.0	17.26	358.20	Vertical	Horizontal	Pass
16924.188	-28.75	38.82	-13.0	15.75	359.70	Vertical	Horizontal	Pass

1.24. LTE B2 CH18900 BW20 RB1

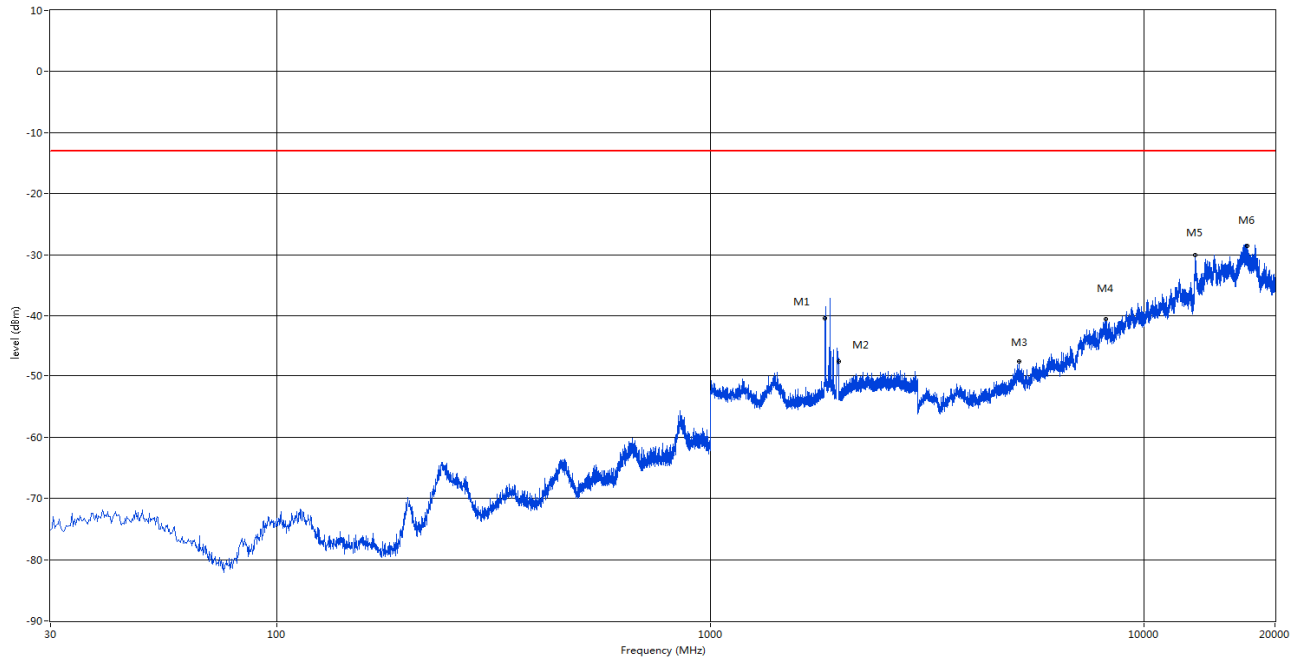
RSE Test case_FCC PART22&24&27_FCC PART 24_1900_GSM 1900&WCDMA B2&CDMA BC1<E B2&25



Frequency (MHz)	Result (dBm)	Factor (dB)	PK Limit (dBm)	Margin (dB)	Table (o)	ANT	EUT	Verdict
1836.500	-35.25	9.10	-13.0	22.25	235.80	Vertical	Vertical	N/A
1968.500	-46.69	8.34	-13.0	33.69	173.80	Vertical	Vertical	N/A
5517.938	-47.88	22.58	-13.0	34.88	146.40	Vertical	Vertical	Pass
8077.313	-41.12	31.59	-13.0	28.12	311.40	Vertical	Vertical	Pass
13107.063	-30.69	42.28	-13.0	17.69	170.90	Vertical	Vertical	Pass
17090.938	-28.11	39.71	-13.0	15.11	346.90	Vertical	Vertical	Pass

LTE B2 CH18900 BW20 RB1

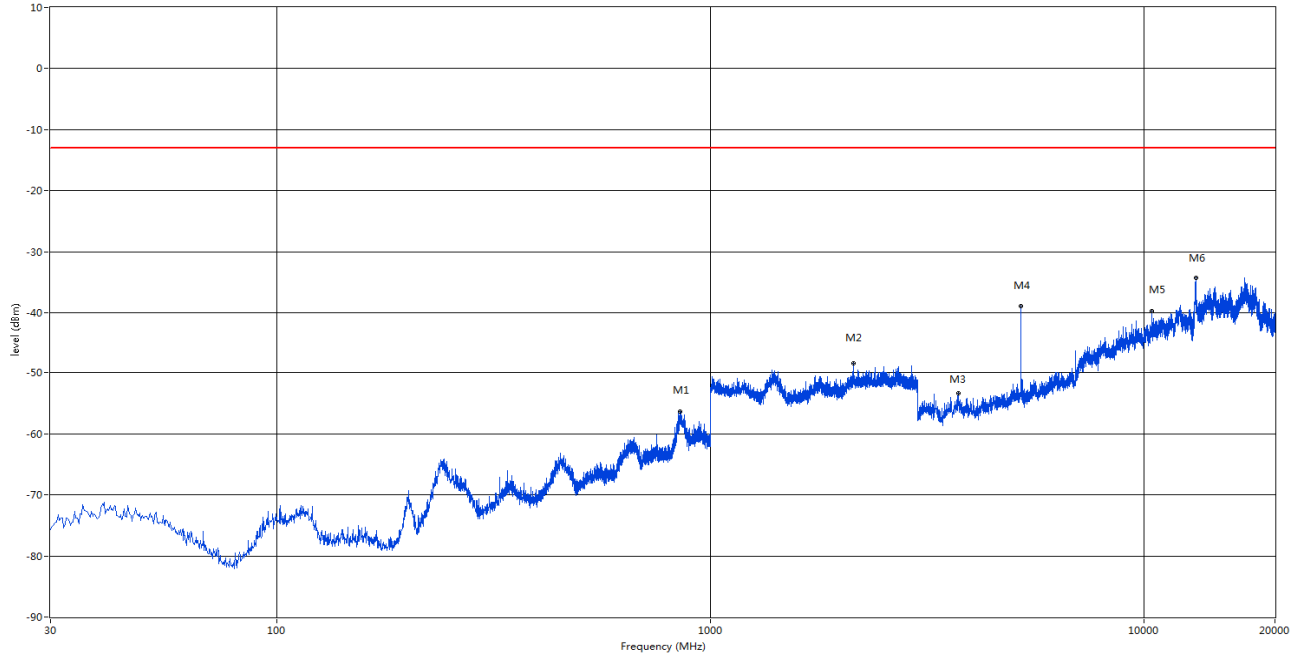
RSE Test case_FCC PART22&24&27_FCC PART 24_1900_GSM 1900&WCDMA B2&CDMA BC1<E B2&25



Frequency (MHz)	Result (dBm)	Factor (dB)	PK Limit (dBm)	Margin (dB)	Table (o)	ANT	EUT	Verdict
1836.500	-40.46	9.10	-13.0	27.46	340.40	Vertical	Horizontal	N/A
1968.500	-47.60	8.34	-13.0	34.60	220.50	Vertical	Horizontal	N/A
5145.000	-47.65	22.14	-13.0	34.65	145.80	Vertical	Horizontal	Pass
8155.313	-40.51	30.74	-13.0	27.51	13.80	Vertical	Horizontal	Pass
13094.375	-30.05	42.19	-13.0	17.05	358.80	Vertical	Horizontal	Pass
17293.937	-28.50	38.98	-13.0	15.50	321.40	Vertical	Horizontal	Pass

1.25. LTE B4 CH20175 BW1.4 RB1

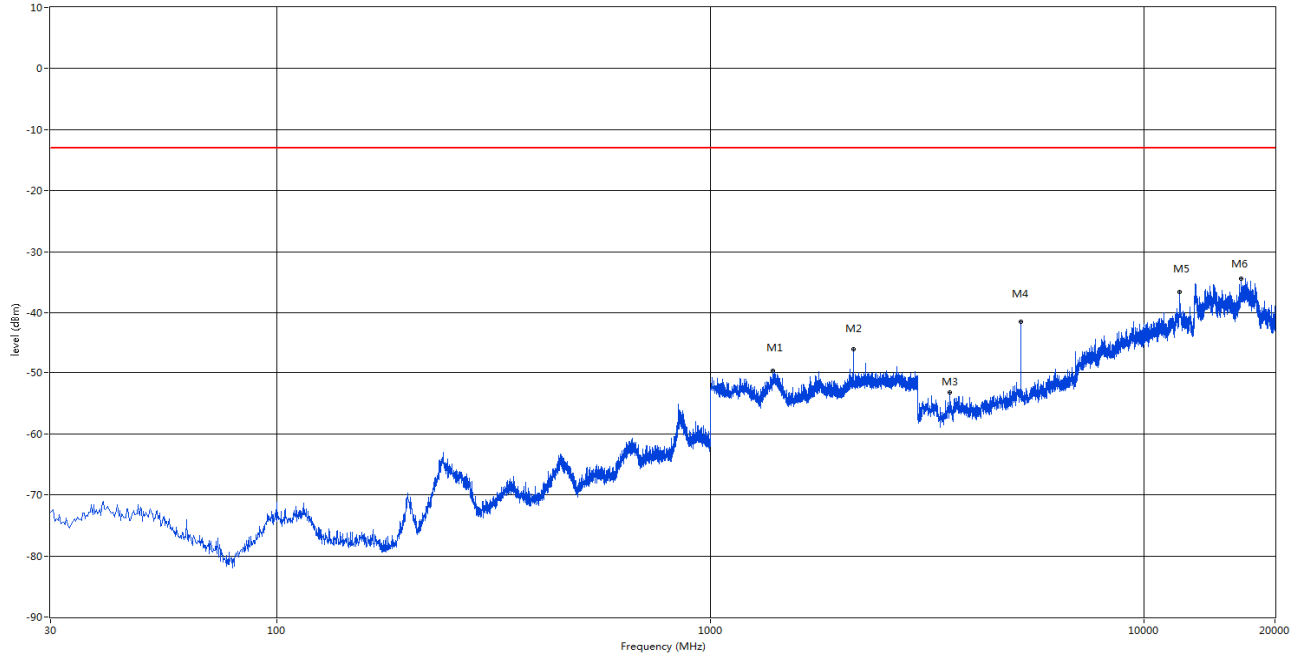
RSE Test case_FCC PART22&24&27_FCC PART 27_1700_WCDMA B4<E B4



Frequency (MHz)	Result (dBm)	Factor (dB)	PK Limit (dBm)	Margin (dB)	Table (o)	ANT	EUT	Verdict
847.953	-56.40	10.45	-13.0	43.40	185.60	Horizontal	Vertical	Pass
2132.000	-48.45	9.85	-13.0	35.45	102.90	Horizontal	Vertical	N/A
3731.250	-53.41	19.75	-13.0	40.41	312.20	Horizontal	Vertical	Pass
5196.188	-38.95	22.24	-13.0	25.95	346.60	Horizontal	Vertical	Pass
10392.937	-39.73	34.73	-13.0	26.73	346.60	Horizontal	Vertical	Pass
13130.625	-34.31	41.37	-13.0	21.31	0.00	Horizontal	Vertical	Pass

1.26. LTE B4 CH20175 BW1.4 RB1

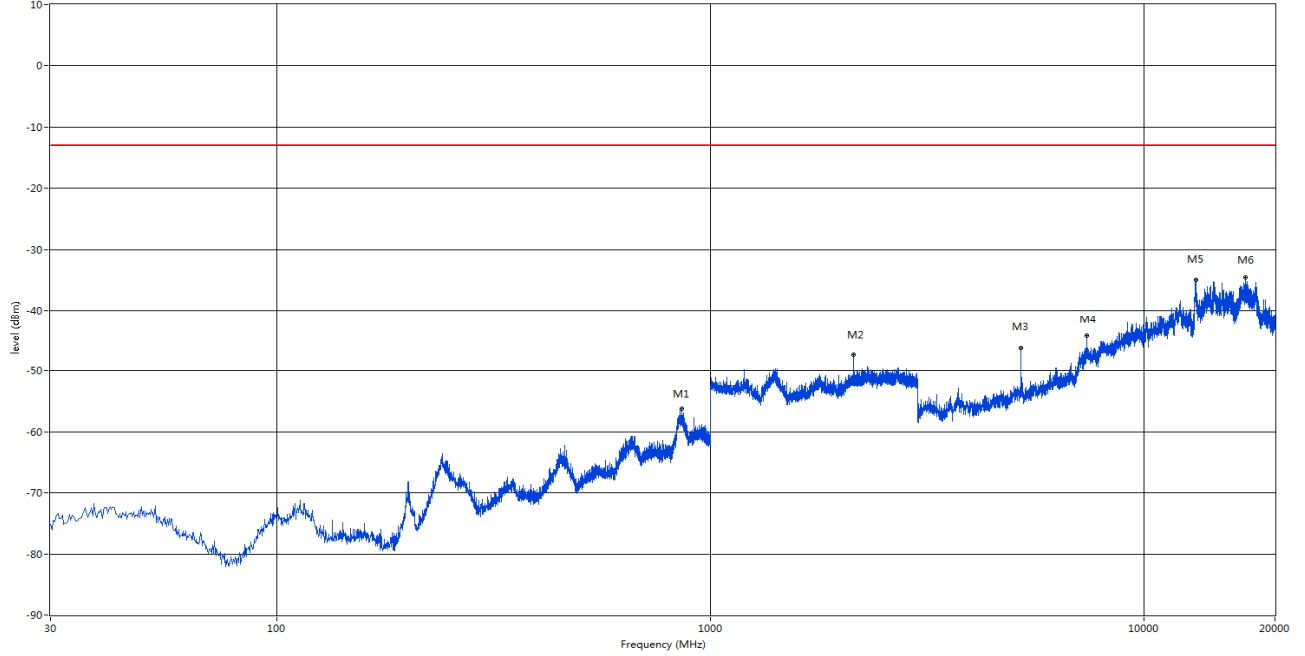
RSE Test case_FCC PART22&24&27_FCC PART 27_1700_WCDMA B4<E B4



Frequency (MHz)	Result (dBm)	Factor (dB)	PK Limit (dBm)	Margin (dB)	Table (o)	ANT	EUT	Verdict
1392.000	-49.61	9.54	-13.0	36.61	132.60	Vertical	Horizontal	Pass
2132.500	-46.12	9.86	-13.0	33.12	301.70	Vertical	Horizontal	N/A
3553.313	-53.26	18.21	-13.0	40.26	2.60	Vertical	Horizontal	Pass
5196.188	-41.65	22.24	-13.0	28.65	131.50	Vertical	Horizontal	Pass
12048.000	-36.58	37.39	-13.0	23.58	152.10	Vertical	Horizontal	Pass
16710.313	-34.36	38.21	-13.0	21.36	324.70	Vertical	Horizontal	Pass

1.27. LTE B4 CH20175 BW3 RB1

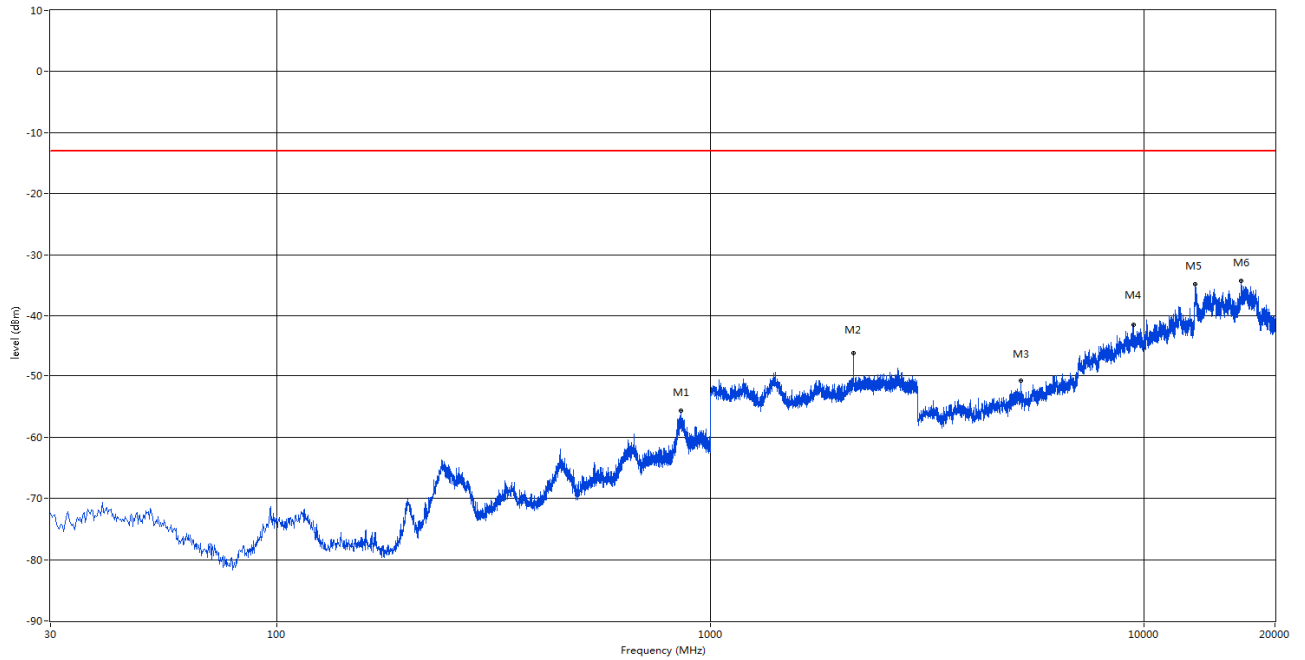
RSE Test case_FCC PART22&24&27_FCC PART 27_1700_WCDMA B4<E B4



Frequency (MHz)	Result (dBm)	Factor (dB)	PK Limit (dBm)	Margin (dB)	Table (o)	ANT	EUT	Verdict
857.653	-56.19	10.36	-13.0	43.19	221.50	Horizontal	Vertical	Pass
2131.500	-47.40	9.85	-13.0	34.40	133.70	Horizontal	Vertical	N/A
5196.188	-46.32	22.24	-13.0	33.32	317.80	Horizontal	Vertical	Pass
7365.562	-44.26	29.45	-13.0	31.26	118.70	Horizontal	Vertical	Pass
13125.188	-34.99	41.58	-13.0	21.99	358.80	Horizontal	Vertical	Pass
17081.875	-34.61	39.63	-13.0	21.61	358.00	Horizontal	Vertical	Pass

LTE B4 CH20175 BW3 RB1

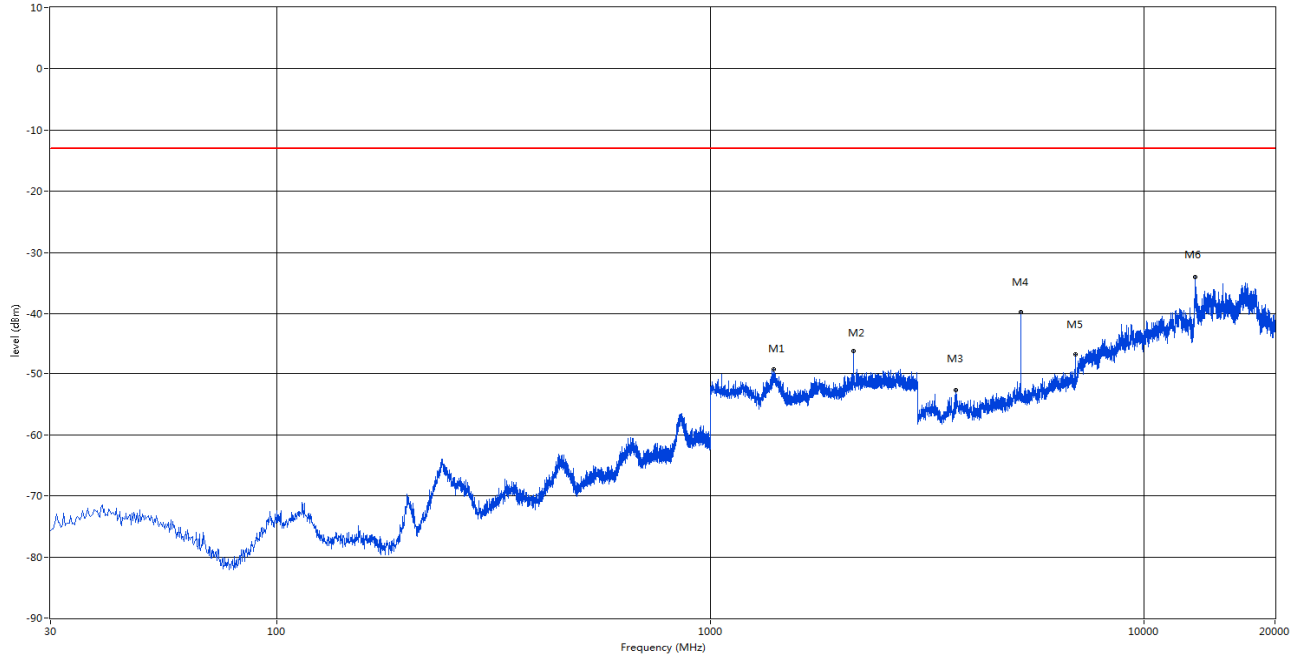
RSE Test case_FCC PART22&24&27_FCC PART 27_1700_WCDMA B4<E B4



Frequency (MHz)	Result (dBm)	Factor (dB)	PK Limit (dBm)	Margin (dB)	Table (o)	ANT	EUT	Verdict
854.258	-55.61	10.52	-13.0	42.61	39.50	Vertical	Horizontal	Pass
2133.000	-46.32	9.86	-13.0	33.32	121.00	Vertical	Horizontal	N/A
5196.188	-51.16	22.24	-13.0	38.16	143.70	Vertical	Horizontal	Pass
9432.563	-41.60	33.57	-13.0	28.60	354.40	Vertical	Horizontal	Pass
13108.875	-34.79	42.21	-13.0	21.79	298.30	Vertical	Horizontal	Pass
16744.750	-34.34	38.21	-13.0	21.34	124.20	Vertical	Horizontal	Pass

1.28. LTE B4 CH20175 BW5 RB1

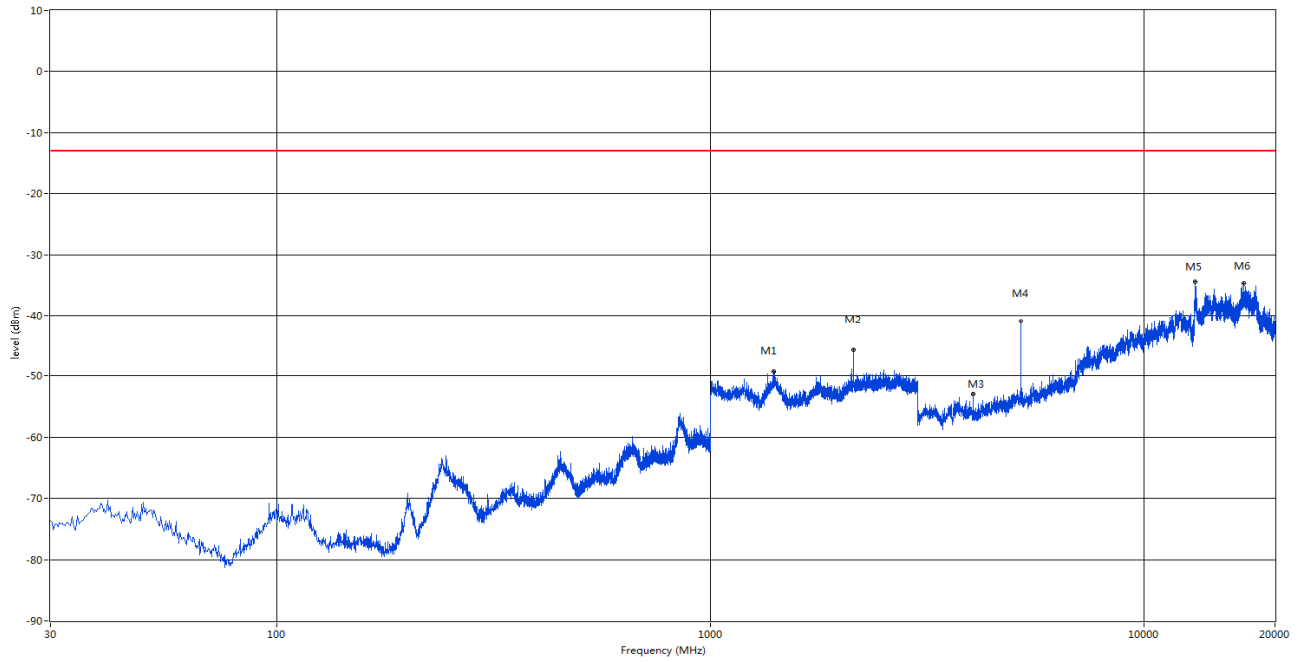
RSE Test case_FCC PART22&24&27_FCC PART 27_1700_WCDMA B4<E B4



Frequency (MHz)	Result (dBm)	Factor (dB)	PK Limit (dBm)	Margin (dB)	Table (o)	ANT	EUT	Verdict
1399.500	-49.20	9.86	-13.0	36.20	34.50	Horizontal	Vertical	Pass
2133.000	-46.24	9.86	-13.0	33.24	50.80	Horizontal	Vertical	N/A
3680.062	-52.63	19.62	-13.0	39.63	171.40	Horizontal	Vertical	Pass
5191.312	-39.80	22.27	-13.0	26.80	0.00	Horizontal	Vertical	Pass
6921.937	-46.84	24.97	-13.0	33.84	28.20	Horizontal	Vertical	Pass
13101.625	-34.01	42.49	-13.0	21.01	360.80	Horizontal	Vertical	Pass

LTE B4 CH20175 BW5 RB1

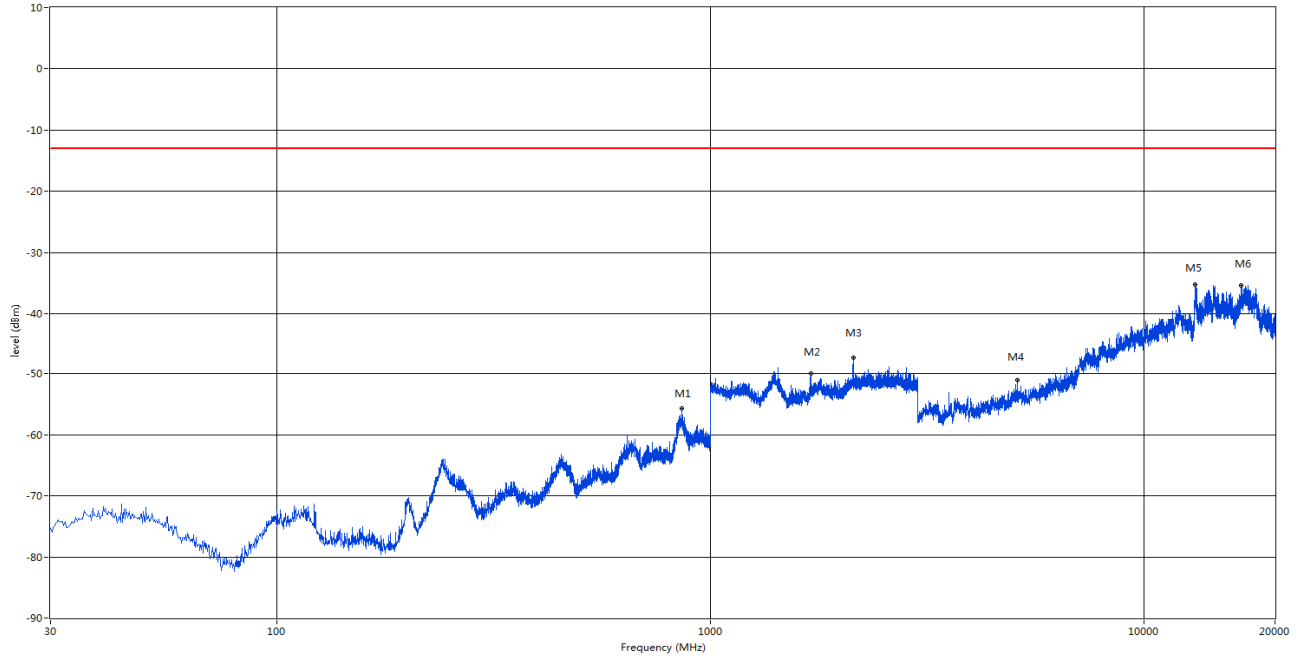
RSE Test case_FCC PART22&24&27_FCC PART 27_1700_WCDMA B4<E B4



Frequency (MHz)	Result (dBm)	Factor (dB)	PK Limit (dBm)	Margin (dB)	Table (o)	ANT	EUT	Verdict
1398.500	-49.31	9.81	-13.0	36.31	15.80	Vertical	Horizontal	Pass
2132.000	-45.68	9.85	-13.0	32.68	134.40	Vertical	Horizontal	N/A
4033.500	-52.92	19.48	-13.0	39.92	291.00	Vertical	Horizontal	Pass
5191.312	-40.98	22.27	-13.0	27.98	148.20	Vertical	Horizontal	Pass
13103.438	-34.37	42.42	-13.0	21.37	333.40	Vertical	Horizontal	Pass
16906.063	-34.70	38.80	-13.0	21.70	307.80	Vertical	Horizontal	Pass

1.29. LTE B4 CH20175 BW10 RB1

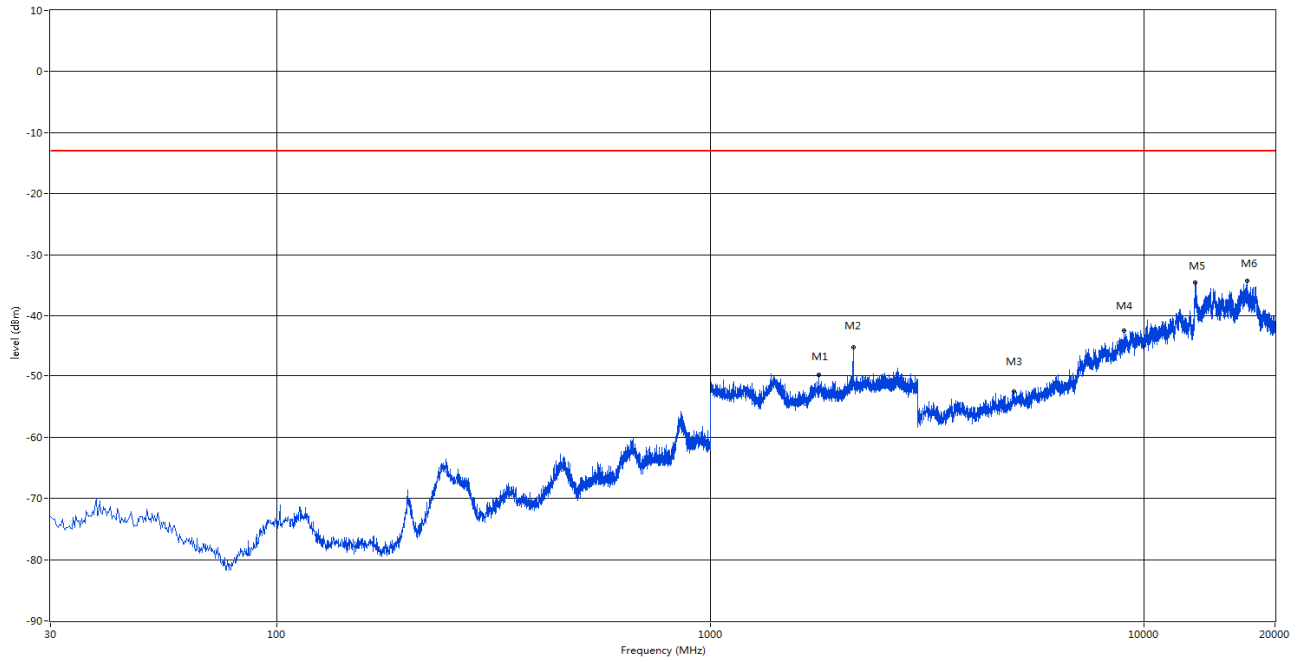
RSE Test case_FCC PART22&24&27_FCC PART 27_1700_WCDMA B4<E B4



Frequency (MHz)	Result (dBm)	Factor (dB)	PK Limit (dBm)	Margin (dB)	Table (o)	ANT	EUT	Verdict
856.682	-55.71	10.40	-13.0	42.71	122.60	Horizontal	Vertical	Pass
1700.000	-49.90	8.17	-13.0	36.90	152.30	Horizontal	Vertical	N/A
2133.000	-47.42	9.86	-13.0	34.42	38.10	Horizontal	Vertical	N/A
5096.250	-51.01	22.05	-13.0	38.01	229.70	Horizontal	Vertical	Pass
13098.000	-35.24	42.42	-13.0	22.24	0.00	Horizontal	Vertical	Pass
16735.688	-35.34	38.21	-13.0	22.34	37.30	Horizontal	Vertical	Pass

LTE B4 CH20175 BW10 RB1

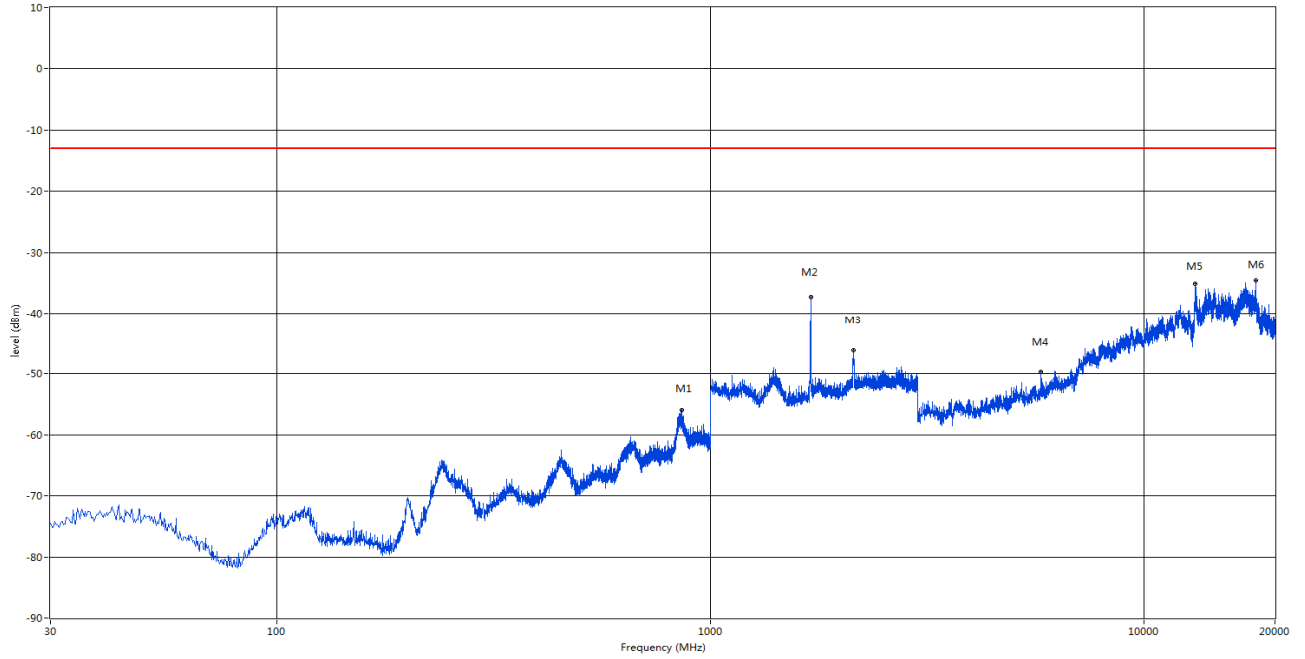
RSE Test case_FCC PART22&24&27_FCC PART 27_1700_WCDMA B4<E B4



Frequency (MHz)	Result (dBm)	Factor (dB)	PK Limit (dBm)	Margin (dB)	Table (o)	ANT	EUT	Verdict
1771.500	-49.80	9.20	-13.0	36.80	89.70	Vertical	Horizontal	Pass
2131.000	-45.35	9.85	-13.0	32.35	137.50	Vertical	Horizontal	N/A
5001.187	-52.50	21.76	-13.0	39.50	359.30	Vertical	Horizontal	Pass
8991.375	-42.65	32.41	-13.0	29.65	217.40	Vertical	Horizontal	Pass
13108.875	-34.61	42.21	-13.0	21.61	243.00	Vertical	Horizontal	Pass
17292.124	-34.34	39.00	-13.0	21.34	309.90	Vertical	Horizontal	Pass

1.30. LTE B4 CH20175 BW15 RB1

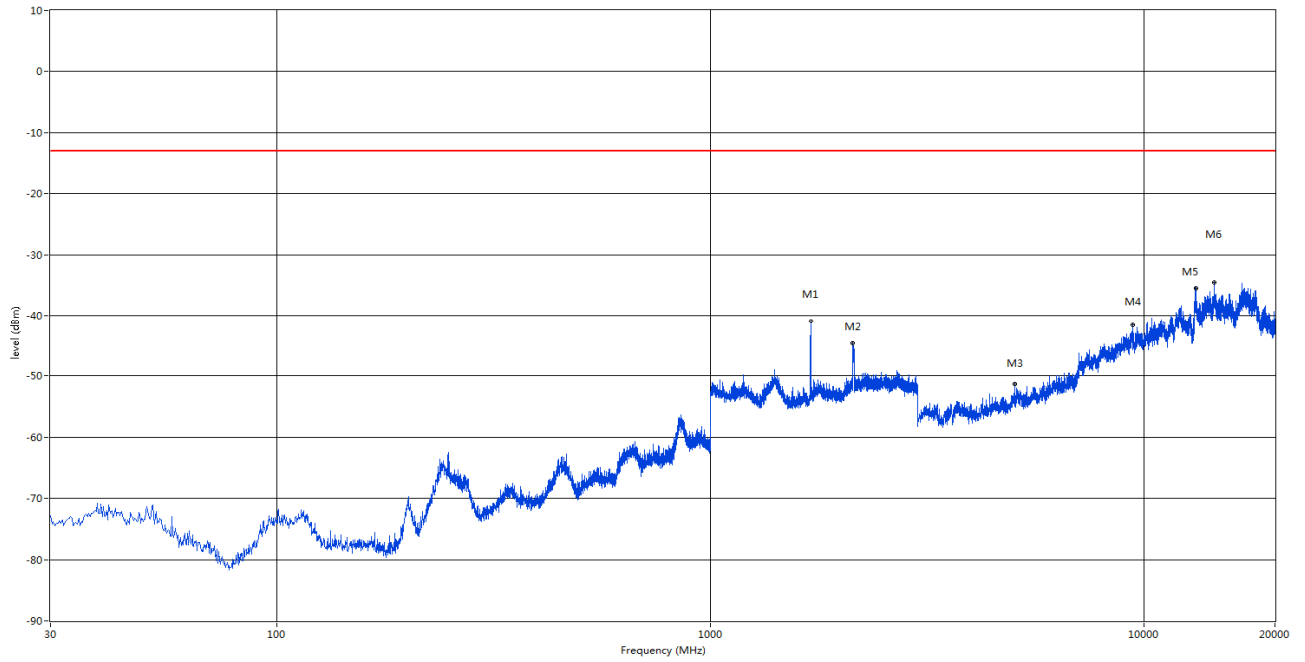
RSE Test case_FCC PART22&24&27_FCC PART 27_1700_WCDMA B4<E B4



Frequency (MHz)	Result (dBm)	Factor (dB)	PK Limit (dBm)	Margin (dB)	Table (o)	ANT	EUT	Verdict
857.410	-55.95	10.37	-13.0	42.95	119.80	Horizontal	Vertical	Pass
1700.000	-37.34	8.17	-13.0	24.34	146.30	Horizontal	Vertical	N/A
2134.000	-46.14	9.87	-13.0	33.14	126.60	Horizontal	Vertical	N/A
5766.562	-49.73	23.09	-13.0	36.73	204.20	Horizontal	Vertical	Pass
13117.938	-35.03	41.86	-13.0	22.03	343.80	Horizontal	Vertical	Pass
18067.876	-34.49	39.12	-13.0	21.49	360.40	Horizontal	Vertical	Pass

LTE B4 CH20175 BW15 RB1

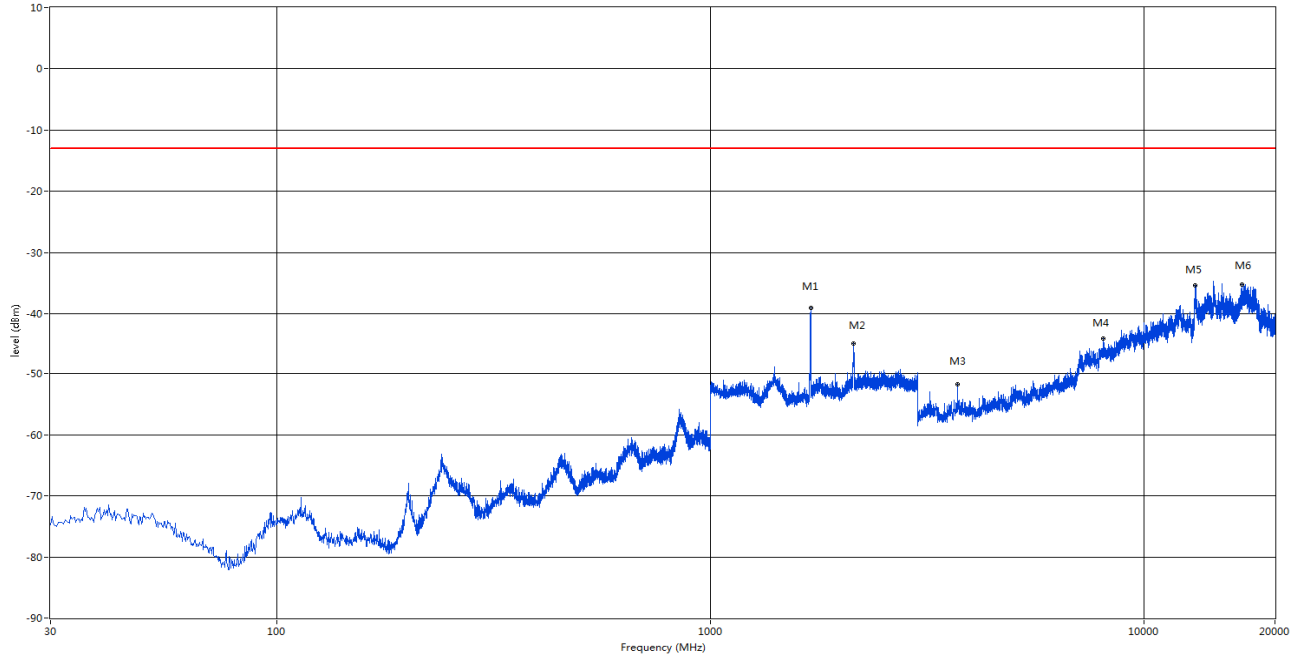
RSE Test case_FCC PART22&24&27_FCC PART 27_1700_WCDMA B4<E B4



Frequency (MHz)	Result (dBm)	Factor (dB)	PK Limit (dBm)	Margin (dB)	Table (o)	ANT	EUT	Verdict
1698.500	-40.96	8.16	-13.0	27.96	3.90	Vertical	Horizontal	N/A
2128.000	-44.62	9.86	-13.0	31.62	51.00	Vertical	Horizontal	N/A
5030.437	-51.26	22.03	-13.0	38.26	152.90	Vertical	Horizontal	Pass
9383.812	-41.63	34.58	-13.0	28.63	200.90	Vertical	Horizontal	Pass
13136.062	-35.51	41.16	-13.0	22.51	3.10	Vertical	Horizontal	Pass
14470.062	-34.62	39.50	-13.0	21.62	0.00	Vertical	Horizontal	Pass

1.31. LTE B4 CH20175 BW20 RB1

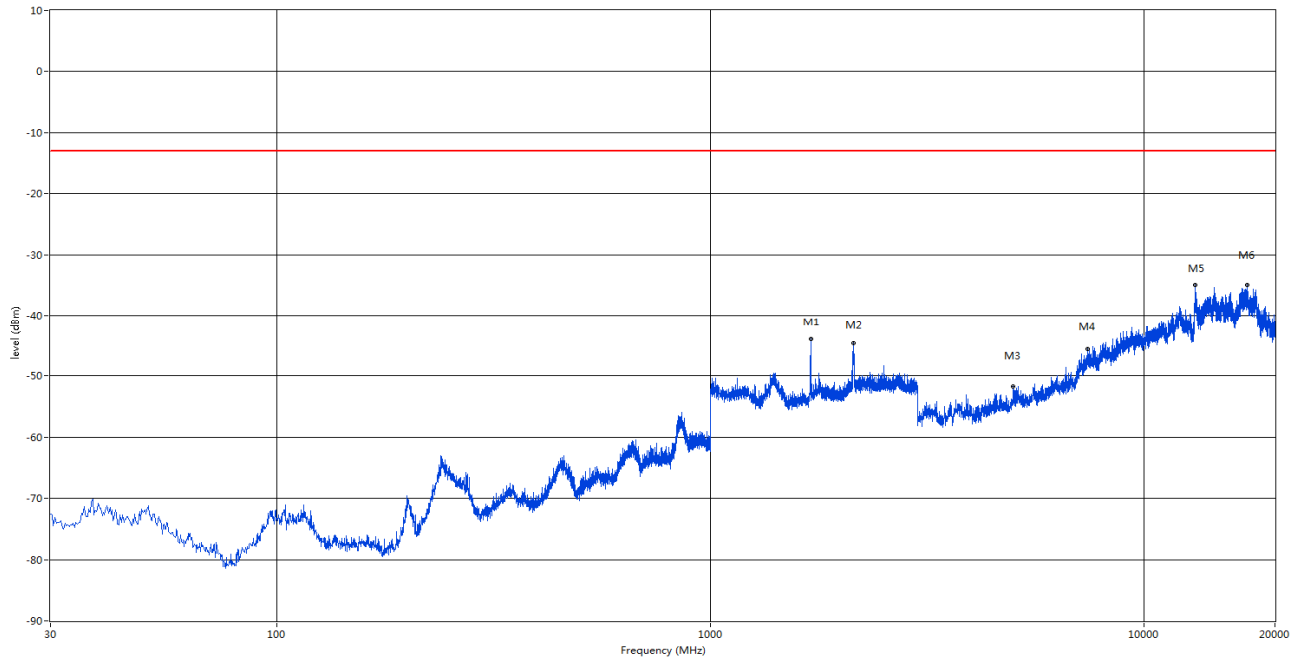
RSE Test case_FCC PART22&24&27_FCC PART 27_1700_WCDMA B4<E B4



Frequency (MHz)	Result (dBm)	Factor (dB)	PK Limit (dBm)	Margin (dB)	Table (o)	ANT	EUT	Verdict
1699.500	-39.01	8.17	-13.0	26.01	189.40	Horizontal	Vertical	N/A
2135.000	-45.05	9.87	-13.0	32.05	24.50	Horizontal	Vertical	N/A
3706.875	-51.75	19.79	-13.0	38.75	279.50	Horizontal	Vertical	Pass
8031.000	-44.17	30.44	-13.0	31.17	338.90	Horizontal	Vertical	Pass
13096.188	-35.41	42.31	-13.0	22.41	29.50	Horizontal	Vertical	Pass
16775.562	-35.19	38.20	-13.0	22.19	14.40	Horizontal	Vertical	Pass

LTE B4 CH20175 BW20 RB1

RSE Test case_FCC PART22&24&27_FCC PART 27_1700_WCDMA B4<E B4



Frequency (MHz)	Result (dBm)	Factor (dB)	PK Limit (dBm)	Margin (dB)	Table (o)	ANT	EUT	Verdict
1699.000	-44.00	8.16	-13.0	31.00	140.70	Vertical	Horizontal	N/A
2130.500	-44.61	9.85	-13.0	31.61	6.10	Vertical	Horizontal	N/A
4969.500	-51.78	21.77	-13.0	38.78	286.30	Vertical	Horizontal	Pass
7404.562	-45.62	28.77	-13.0	32.62	192.50	Vertical	Horizontal	Pass
13108.875	-35.02	42.21	-13.0	22.02	358.20	Vertical	Horizontal	Pass
17277.624	-34.94	39.15	-13.0	21.94	359.30	Vertical	Horizontal	Pass

1.32. LTE B7 CH21100 BW5 RB1

RSE Test case_FCC PART228&248&27_FCC PART 27_2535_LTE B7



Frequency (MHz)	Result (dBm)	Factor (dB)	PK Limit (dBm)	Margin (dB)	Table (o)	ANT	EUT	Verdict
240.248	-61.45	3.26	-25.0	36.45	224.10	Vertical	Vertical	Pass
2533.000	-42.78	15.26	-25.0	17.78	320.40	Vertical	Vertical	N/A
2655.500	-35.66	13.57	-25.0	10.66	292.10	Vertical	Vertical	N/A
5064.563	-46.94	21.87	-25.0	21.94	278.40	Vertical	Vertical	Pass
7597.125	-43.19	28.86	-25.0	18.19	0.70	Vertical	Vertical	Pass
13103.438	-33.46	42.42	-25.0	8.46	97.80	Vertical	Vertical	Pass

LTE B7 CH21100 BW5 RB1

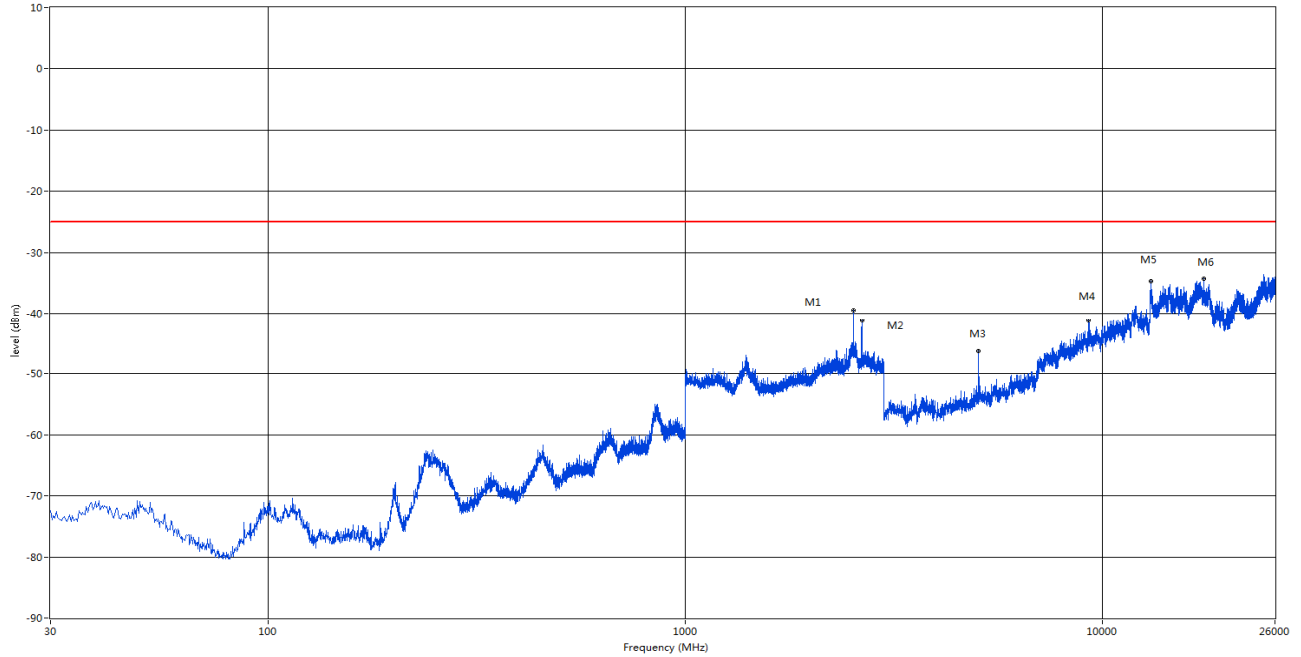
RSE Test case_FCC PART22&24&27_FCC PART 27_2535_LTE B7



Frequency (MHz)	Result (dBm)	Factor (dB)	PK Limit (dBm)	Margin (dB)	Table (o)	ANT	EUT	Verdict
239.035	-62.34	2.94	-25.0	37.34	324.40	Vertical	Horizontal	Pass
2655.500	-37.80	13.57	-25.0	12.80	136.90	Vertical	Horizontal	N/A
5064.563	-38.64	21.87	-25.0	13.64	322.90	Vertical	Horizontal	Pass
7597.125	-43.40	28.86	-25.0	18.40	0.50	Vertical	Horizontal	Pass
13105.250	-34.34	42.35	-25.0	9.34	169.80	Vertical	Horizontal	Pass
24440.001	-33.82	33.63	-25.0	8.82	311.20	Vertical	Horizontal	Pass

1.33. LTE B7 CH21100 BW10 RB1

RSE Test case_FCC PART22&24&27_FCC PART 27_2535_LTE B7



Frequency (MHz)	Result (dBm)	Factor (dB)	PK Limit (dBm)	Margin (dB)	Table (o)	ANT	EUT	Verdict
2530.500	-39.39	15.25	-25.0	14.39	159.30	Vertical	Vertical	N/A
2658.000	-41.29	13.66	-25.0	16.29	62.40	Vertical	Vertical	N/A
5062.125	-46.28	21.88	-25.0	21.28	277.80	Vertical	Vertical	Pass
9303.375	-41.25	33.26	-25.0	16.25	62.50	Vertical	Vertical	Pass
13130.625	-34.70	41.37	-25.0	9.70	220.70	Vertical	Vertical	Pass
17582.125	-34.30	38.85	-25.0	9.30	360.00	Vertical	Vertical	Pass

LTE B7 CH21100 BW10 RB1

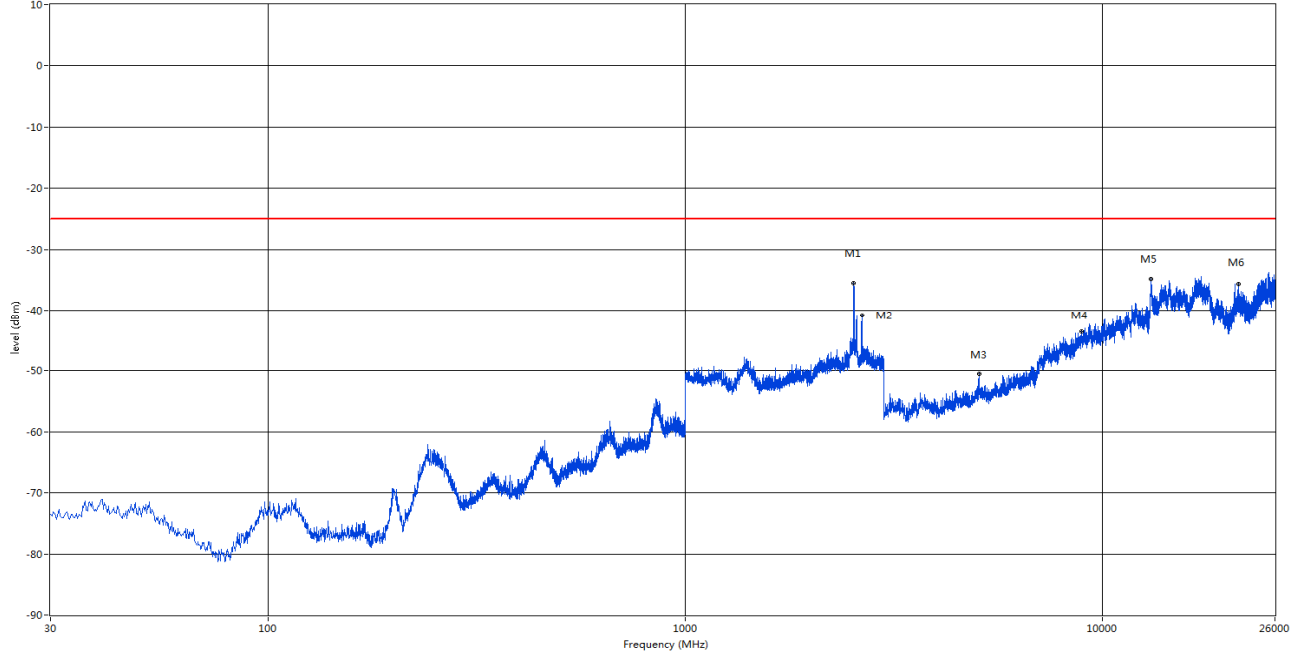
RSE Test case_FCC PART22&24&27_FCC PART 27_2535_LTE B7



Frequency (MHz)	Result (dBm)	Factor (dB)	PK Limit (dBm)	Margin (dB)	Table (o)	ANT	EUT	Verdict
244.612	-62.47	2.02	-25.0	37.47	310.30	Vertical	Horizontal	Pass
2655.000	-37.52	13.55	-25.0	12.52	227.60	Vertical	Horizontal	N/A
5069.437	-44.72	21.85	-25.0	19.72	129.80	Vertical	Horizontal	Pass
9327.750	-41.77	33.67	-25.0	16.77	360.00	Vertical	Horizontal	Pass
13092.563	-33.92	42.07	-25.0	8.92	255.50	Vertical	Horizontal	Pass
20948.001	-35.42	33.96	-25.0	10.42	1.00	Vertical	Horizontal	Pass

1.34. LTE B7 CH21100 BW15 RB1

RSE Test case_FCC PART22&24&27_FCC PART 27_2535_LTE B7



Frequency (MHz)	Result (dBm)	Factor (dB)	PK Limit (dBm)	Margin (dB)	Table (o)	ANT	EUT	Verdict
2539.500	-35.45	15.29	-25.0	10.45	134.90	Vertical	Vertical	N/A
2660.000	-40.81	13.72	-25.0	15.81	44.50	Vertical	Vertical	N/A
5071.875	-50.49	21.86	-25.0	25.49	283.40	Vertical	Vertical	Pass
8928.000	-43.51	32.40	-25.0	18.51	314.50	Vertical	Vertical	Pass
13103.438	-34.81	42.42	-25.0	9.81	105.20	Vertical	Vertical	Pass
21303.501	-35.66	33.93	-25.0	10.66	13.70	Vertical	Vertical	Pass

LTE B7 CH21100 BW15 RB1

RSE Test case_FCC PART22&24&27_FCC PART 27_2535_LTE B7



Frequency (MHz)	Result (dBm)	Factor (dB)	PK Limit (dBm)	Margin (dB)	Table (o)	ANT	EUT	Verdict
246.068	-62.59	1.57	-25.0	37.59	306.90	Vertical	Horizontal	Pass
2660.000	-37.63	13.72	-25.0	12.63	48.00	Vertical	Horizontal	N/A
5057.250	-39.66	21.94	-25.0	14.66	319.00	Vertical	Horizontal	Pass
8854.875	-42.09	32.43	-25.0	17.09	143.80	Vertical	Horizontal	Pass
13096.188	-34.37	42.31	-25.0	9.37	258.40	Vertical	Horizontal	Pass
18066.063	-34.42	39.14	-25.0	9.42	1.30	Vertical	Horizontal	Pass

1.35. LTE B7 CH21100 BW20 RB1

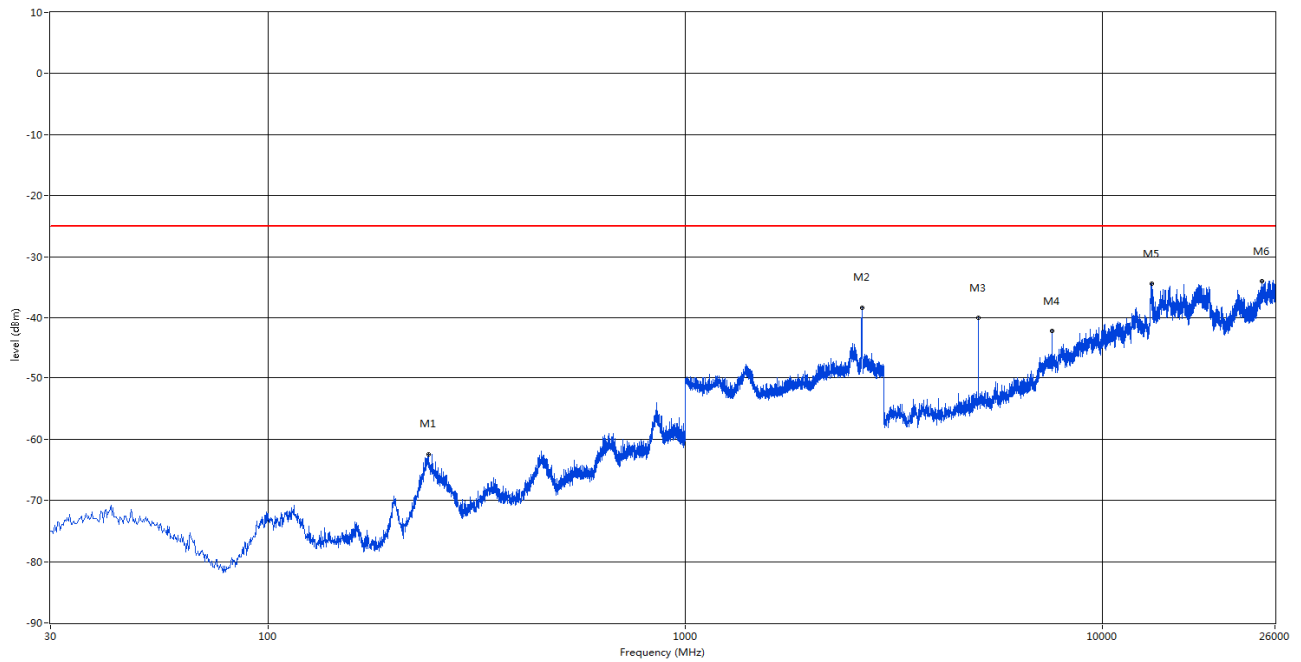
RSE Test case_FCC PART228&248&27_FCC PART 27_2535_LTE B7



Frequency (MHz)	Result (dBm)	Factor (dB)	PK Limit (dBm)	Margin (dB)	Table (o)	ANT	EUT	Verdict
2487.500	-38.30	14.94	-25.0	13.30	1.00	Vertical	Vertical	N/A
2660.000	-39.40	13.72	-25.0	14.40	185.60	Vertical	Vertical	N/A
5193.750	-51.55	22.24	-25.0	26.55	360.40	Vertical	Vertical	Pass
8720.812	-42.97	31.87	-25.0	17.97	66.90	Vertical	Vertical	Pass
13119.750	-34.69	41.79	-25.0	9.69	0.00	Vertical	Vertical	Pass
17870.313	-34.44	38.67	-25.0	9.44	141.40	Vertical	Vertical	Pass

LTE B7 CH21100 BW20 RB1

RSE Test case_FCC PART22&24&27_FCC PART 27_2535_LTE B7



Frequency (MHz)	Result (dBm)	Factor (dB)	PK Limit (dBm)	Margin (dB)	Table (o)	ANT	EUT	Verdict
241.945	-62.46	2.74	-25.0	37.46	79.40	Vertical	Horizontal	Pass
2658.500	-38.35	13.67	-25.0	13.35	45.60	Vertical	Horizontal	N/A
5052.375	-40.06	21.95	-25.0	15.06	321.10	Vertical	Horizontal	Pass
7577.625	-42.25	29.26	-25.0	17.25	3.70	Vertical	Horizontal	Pass
13145.125	-34.45	40.81	-25.0	9.45	247.90	Vertical	Horizontal	Pass
24185.000	-34.05	33.66	-25.0	9.05	120.00	Vertical	Horizontal	Pass

END