

Antenna Details

WIFI/BT antenna: MONOPOLES

BAND: 2401~2483Mhz

Gain: -4.6dBi average

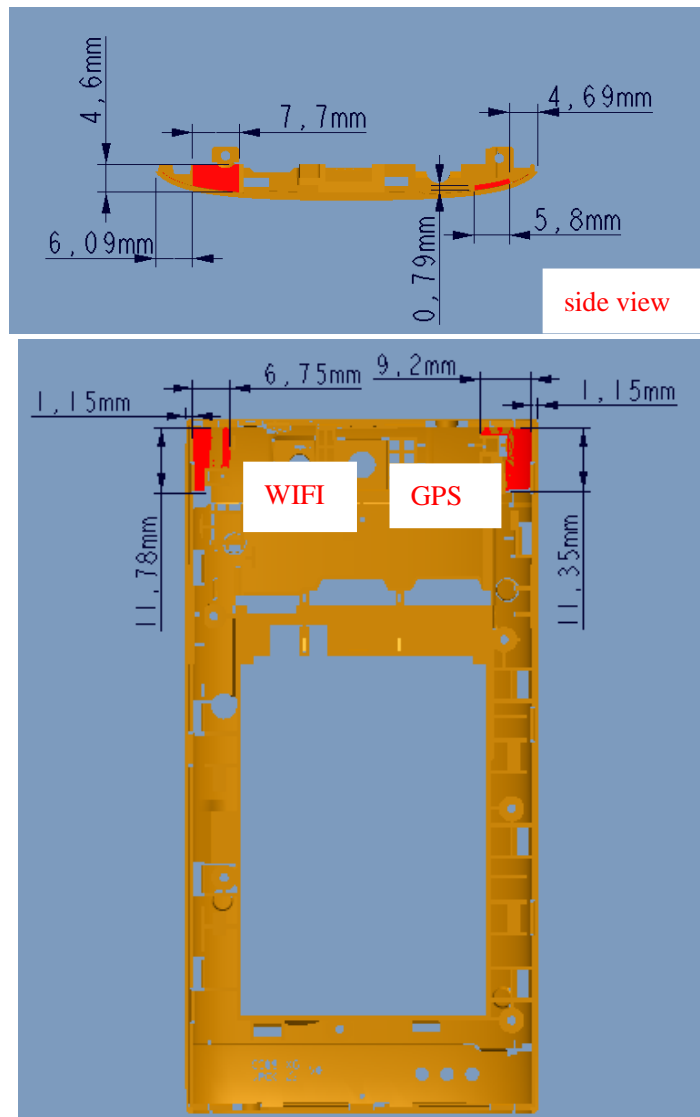
0.38 dBi peak

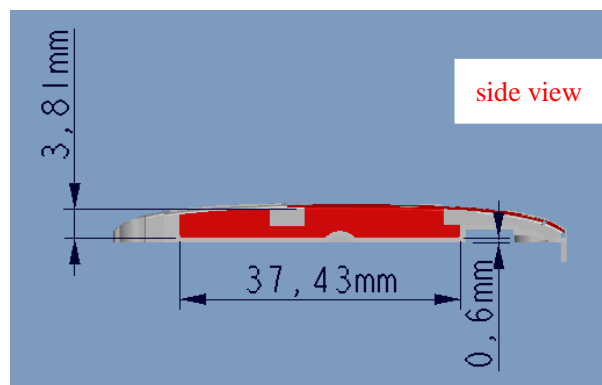
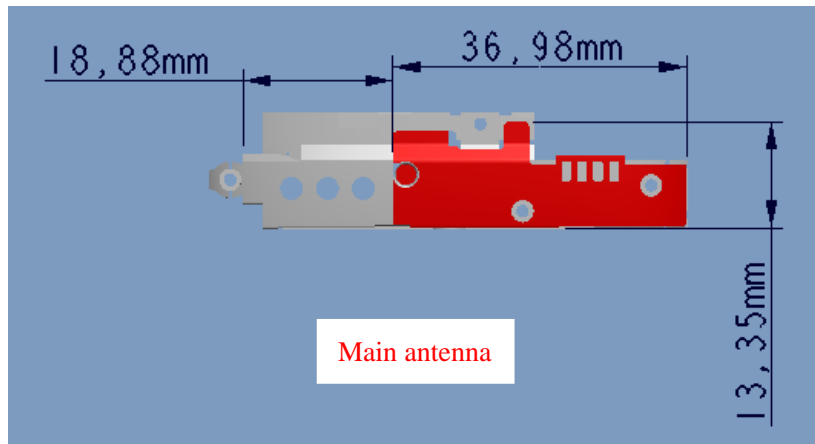
GPS antenna: PIFA

BAND: 1565~1585Mhz

Gain: -4.18dBi average

-1.43 dBi peak





Main Antenna: MONOPOLES

BAND: GSM850/900/1800/1900, WCDMA BAND2/5

Antenna gain:	Average gain(dBi)	Peak gain(dBi)
GSM850	-4.15	-1.46
GSM900	-6.2	-3.68
DCS1800	-3.11	1.25
PCS1900	-2.42	2.04
WBAND2	-4.31	-0.68
WBAND5	-6.25	-3.47