



---

# TEST REPORT

---

Report No.: SRTC2014-H024-E0065

Product Name: GSM/GPRS/EDGE/UMTS

Digital Mobile Phone with Bluetooth and WiFi

Product Model: Philips S308

Applicant: Shenzhen Sang Fei Consumer Communications Co.,Ltd.

Manufacturer: Shenzhen Sang Fei Consumer Communications  
Co.,Ltd.

Specification: FCC Part15B (Certification)

(October 1, 2013 edition)

FCC ID: VQRCTS308

The State Radio\_monitoring\_center Testing Center (SRTC)

No.80 Beilishi Road Xicheng District Beijing, China

Tel: 86-10-68009202 Fax: 86-10-68009205

## CONTENTS

1. General information .....	3
1.1 Notes of the test report .....	3
1.2 Information about the testing laboratory.....	3
1.3 Applicant's details .....	3
1.4 Manufacturer's details .....	3
1.5 Application details .....	4
1.6 Reference specification.....	4
1.7 Information of EUT.....	4
1.7.1 General information.....	4
1.7.2 EUT details .....	5
1.7.3 Auxiliary equipment details.....	5
2. Test information .....	6
2.1 Summary of the test results.....	6
2.2 Test result.....	7
2.2.1 Conducted Emissions-FCC Part15.107 .....	7
2.2.2 Radiated Emissions-FCC Part15.109 .....	23
2.3. List of test equipments .....	34
Appendix .....	35

## 1. General information

### 1.1 Notes of the test report

The test report may only be reproduced or published in full. Reproduction or publication of extracts from the report requires the prior written permission of The State Radio\_monitoring\_center Testing Center (SRTC).

The test results relate only to individual items of the samples which have been tested.

### 1.2 Information about the testing laboratory

Company: The State Radio\_monitoring\_center Testing Center (SRTC)  
Address: No.80 Beilishi Road, Xicheng District, Beijing China  
City: Beijing  
Country or Region: China  
Contacted person: Wang Junfeng  
Tel: +86 10 68009181 +86 10 68009202  
Fax: +86 10 68009195 +86 10 68009205  
Email: wangjf@srrc.org.cn / wangjunfeng@srtc.org.cn

### 1.3 Applicant's details

Company: Shenzhen Sang Fei Consumer Communications Co.,Ltd.  
Address: 11 Science & Technology Rd., Shenzhen Hi-tech Industrial Park,  
Nanshan District, Shenzhen  
City: Shenzhen  
Country or Region: P.R.China  
Grantee Code: VQR  
Contacted person: Helen.Lin  
Tel: 86-755-33308888  
Fax: 86-755-26614979  
Email: Helen.Lin@sangfei.com

### 1.4 Manufacturer's details

Company: Shenzhen Sang Fei Consumer Communications Co.,Ltd.  
Address: 11 Science & Technology Rd., Shenzhen Hi-tech Industrial Park,  
Nanshan District, Shenzhen  
City: Shenzhen  
Country or Region: P.R.China  
Contacted person: Helen.Lin  
Tel: 86-755-33308888  
Fax: 86-755-26614979  
Email: Helen.Lin@sangfei.com

## 1.5 Application details

Date of reception of test sample: 4<sup>th</sup> September 2014

Date of test: 4<sup>th</sup> September 2014 to 12<sup>th</sup> September 2014

## 1.6 Reference specification

FCC Part 15B October 1, 2009 (Certification)

## 1.7 Information of EUT

### 1.7.1 General information

Name of EUT	GSM/GPRS/EDGE/UMTS Digital Mobile Phone with Bluetooth and WiFi
FCC ID	VQRCTS308
Frequency Range	GSM850/WCDMA Band V: Tx:824~849MHz Rx:869~894MHz PCS1900/WCDMA Band II: Tx:1850~1910MHz Rx:1930~1990MHz
Rated Output Power	GSM850:33.0dBm PCS1900:30.0dBm WCDMA:24.0dBm
E.R.P. & E.I.R.P.	E.R.P.:29.82dBm E.I.R.P.:32.83dBm
Modulation Type	GSM/GPRS:GMSK EDGE: GMSK(Uplink direction) 8PSK(Downlink direction) WCDMA:QPSK
Emission Designator	GSM/GPRS/EDGE:300KGXW WCDMA:4M50F9W
Duplex Mode	FDD
Equipment Class	Class B
Duplex Spacing	GSM850/WCDMA Band V:45MHz PCS1900/WCDMA Band II:80MHz
Antenna Type	Fixed Internal
Power Supply	Battery or Charger
Rated Power Supply Voltage	3.7V
Extreme Temperature	Lowest: -30°C Highest: +50°C
Extreme Voltage	Minimum: 3.5V Maximum: 4.2V
HW Version	TMB1a
SW Version	S308_M6572M_1432_V01A_AM_FCC

### 1.7.2 EUT details

Product Name	Product Model	IMEI
GSM/GPRS/EDGE/UMTS Digital Mobile Phone with Bluetooth and WiFi	Philips S308	862391023895277

### 1.7.3 Auxiliary equipment details

#### AE (Auxiliary Equipment) 1#: Charger

Equipment	Charger
Manufacturer	ShenZhen AoHai Technology Co., Ltd
Model Number	A31-500650
Input Voltage	100V-240V a.c.
Output Voltage	5.0V d.c.
Frequency	50/60Hz

#### AE (Auxiliary Equipment) 2#: Battery

Equipment	Battery
Manufacturer	Shenzhen cyclelong power-tech Co., Ltd
Model Number	ABI400BWML
Capacity	1400mAh
Rated Voltage	3.7V d.c.

#### AE (Auxiliary Equipment) 3#: Headset

Equipment	Headset
Manufacturer	Shenzhen TENJI Industrial Co., Ltd.
Model Number	TJ-101100




**Note:**

All the auxiliary equipments have been labeled with number in order to identify the test sample.

## 2. Test information

### 2.1 Summary of the test results

No.	Test case	FCC reference	Verdict
1	Conducted emissions	15.107	Pass
2	Radiated emissions	15.109	Pass

This Test Report Is Issued by: Mr. Song Qizhu Director of the test lab 	Checked by: Mr. Wang Junfeng Deputy director of the test lab 
Tested by: Mr. Guo Yu Test engineer 	Issued date:  <p style="text-align: center;"><b>2014.09.12</b></p>

## 2.2 Test result

### 2.2.1 Conducted Emissions-FCC Part15.107

Ambient condition:

Temperature	Relative humidity	Pressure
27.2°C	47.5%	101.1kPa

Test Setup:

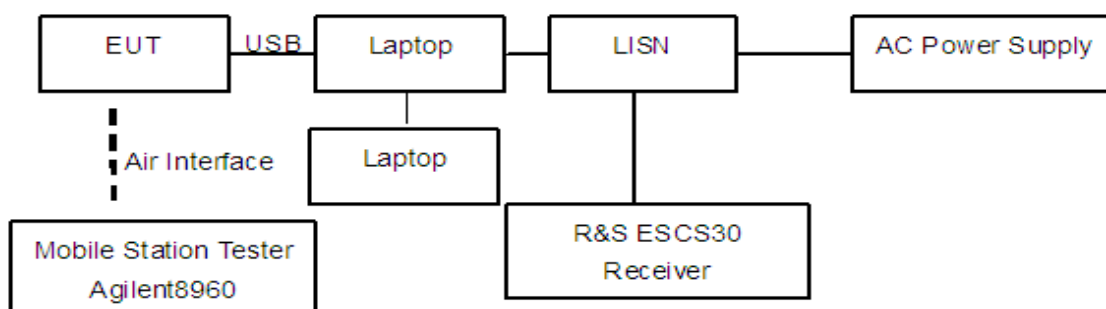


Figure 1

Test Procedure:

The EUT is placed on a non-metallic table 0.4m above the horizontal metal reference ground plane. The EUT connect with a laptop via the USB cable. The accessories of the EUT are connected with the EUT such as headset etc. During the test the data transferring via USB cable between EUT and laptop is maintained. The laptop's LAN port is connected with another laptop via cable. And the data transferring between two laptops is maintained.

The AC main power supply of the laptop is connected to LISN and LISN is connected to the reference ground. The test set-up and the test methods are performed according to ANSI C63.4:2009.

Then start the test software ES-K1. Sweep the whole frequency band through the range from 150 KHz to 30 MHz. The measurement should be done for both L line and N line. During pre-test, the receiver uses both peak detector and average detector. And the final test, the receiver uses both average detector and Quasi-peak detector.

The data of cable loss has been calibrated in full testing frequency range before the testing.

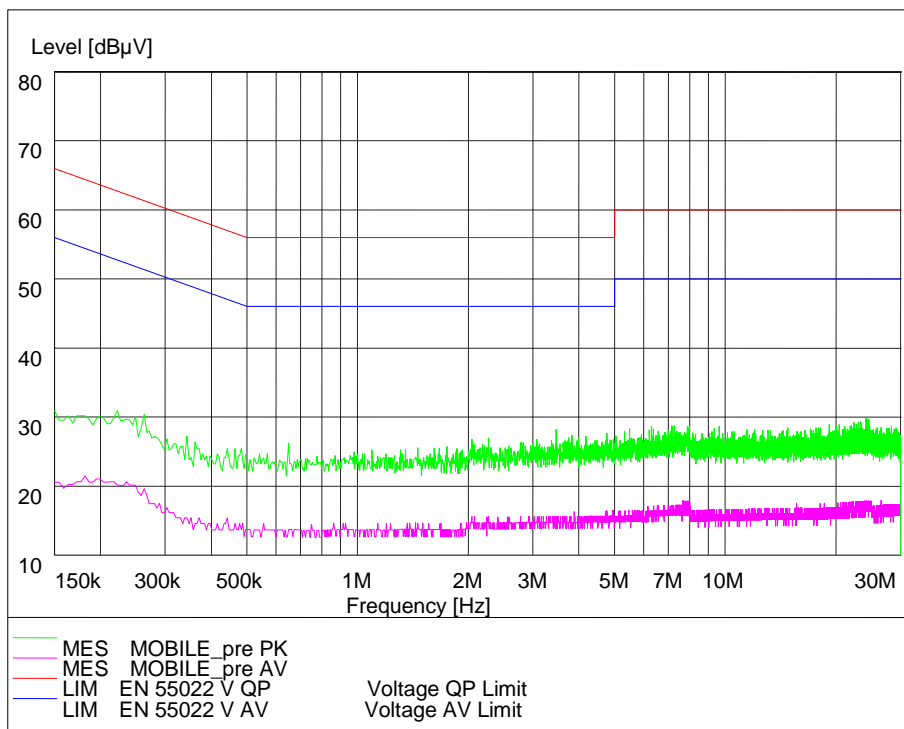
Limit:

Frequency of Emission(MHz)	Limits(dB $\mu$ V)	
	Quasi-peak	Average
0.15~0.5	66 to 56*	56 to 46*
0.5~5	56	46
5~30	60	50

Note: \* Decreases with the logarithm of the frequency

Test result:

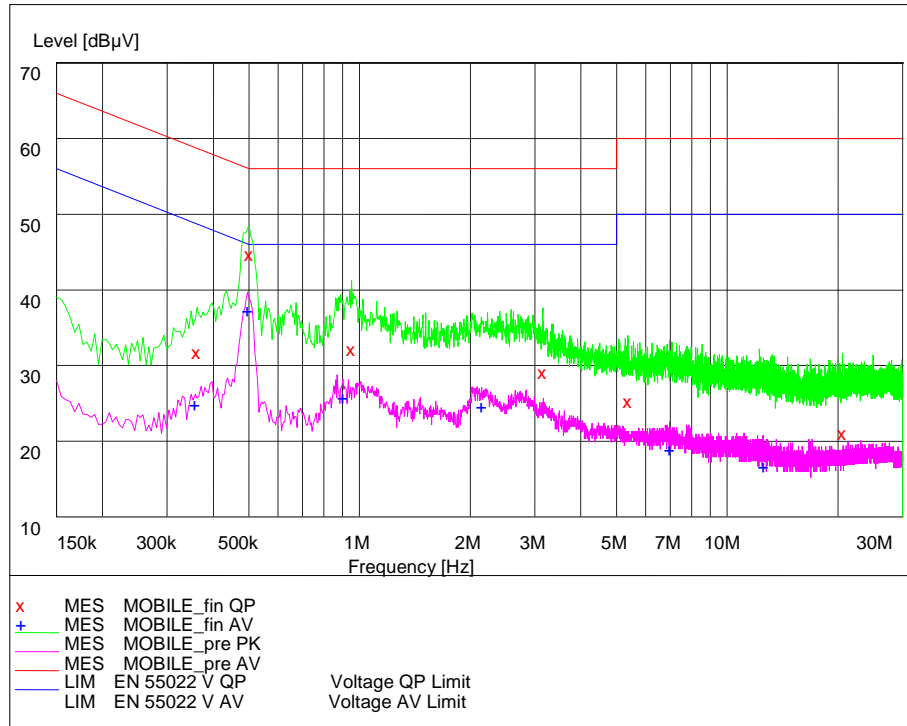
Noise Level of The Measuring Instrument



L and N Line



GSM850 Laptop+ AE1#+AE2#+AE3#



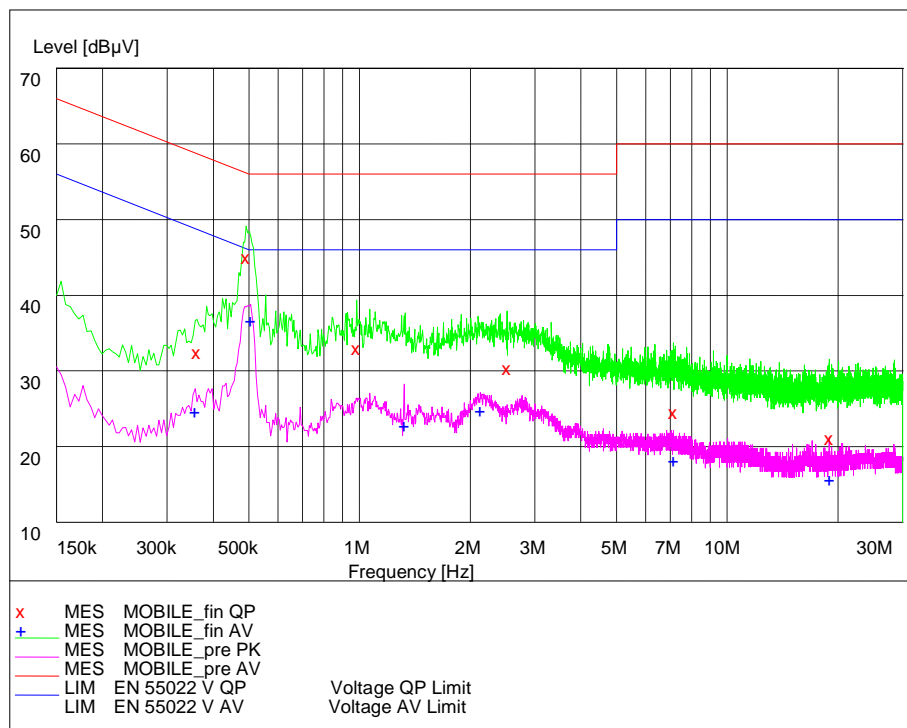
L Line

**MEASUREMENT RESULT: "MOBILE\_fin QP"**

Frequency	Level	Transd	Limit	Margin	Line	PE
MHz	dB µV	dB	dB µV	dB		
0.361500	33.20	20.1	59	25.5	---	---
0.501000	46.20	20.2	56	9.8	---	---
0.951000	33.60	20.2	56	22.4	---	---
3.151500	30.60	20.3	56	25.4	---	---
5.374500	26.70	20.4	60	33.3	---	---
20.611500	22.50	20.9	60	37.5	---	---

**MEASUREMENT RESULT: "MOBILE\_fin AV"**

Frequency	Level	Transd	Limit	Margin	Line	PE
MHz	dB µV	dB	dB µV	dB		
0.357000	26.40	20.1	49	22.4	---	---
0.496500	38.70	20.2	46	7.3	---	---
0.901500	27.20	20.2	46	18.8	---	---
2.148000	26.10	20.2	46	19.9	---	---
6.967500	20.40	20.5	50	29.6	---	---
12.556500	18.20	20.7	50	31.8	---	---



N Line

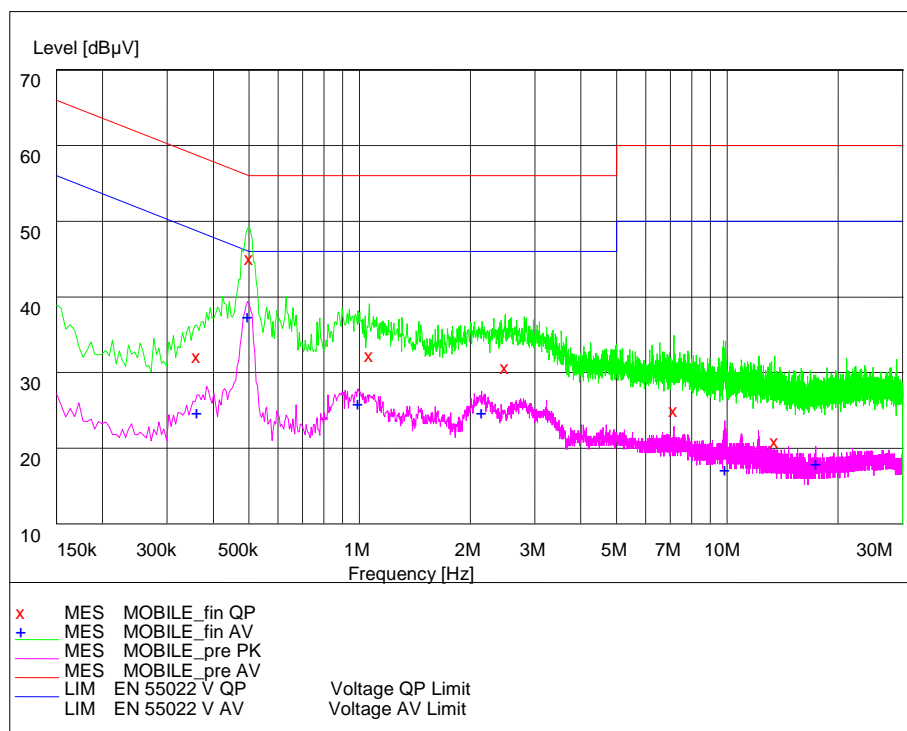
**MEASUREMENT RESULT: "MOBILE\_fin QP"**

Frequency	Level	Transd	Limit	Margin	Line	PE
MHz	dB µV	dB	dB µV	dB		
0.361500	33.90	20.1	59	24.8	---	---
0.492000	46.50	20.2	56	9.6	---	---
0.982500	34.50	20.1	56	21.5	---	---
2.517000	31.90	20.2	56	24.1	---	---
7.143000	26.00	20.5	60	34.0	---	---
18.960000	22.50	20.8	60	37.5	---	---

**MEASUREMENT RESULT: "MOBILE\_fin AV"**

Frequency	Level	Transd	Limit	Margin	Line	PE
MHz	dB µV	dB	dB µV	dB		
0.357000	26.20	20.1	49	22.6	---	---
0.505500	38.10	20.2	46	7.9	---	---
1.324500	24.30	20.2	46	21.7	---	---
2.130000	26.30	20.3	46	19.7	---	---
7.143000	19.70	20.5	50	30.3	---	---
18.960000	17.10	20.8	50	32.9	---	---

PCS1900 Laptop+ AE1#+AE2#+AE3#



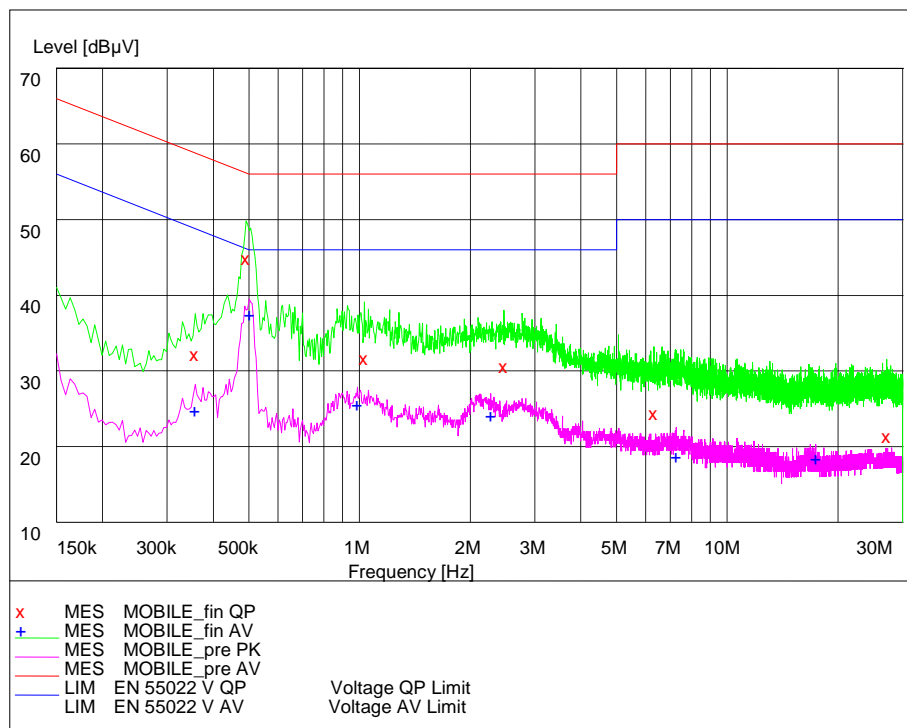
L Line

**MEASUREMENT RESULT: "MOBILE\_fin QP"**

Frequency	Level	Transd	Limit	Margin	Line	PE
MHz	dB µV	dB	dB µV	dB		
0.361500	33.60	20.1	59	25.1	---	---
0.501000	46.50	20.2	56	9.5	---	---
1.063500	33.80	20.2	56	22.2	---	---
2.490000	32.20	20.2	56	23.8	---	---
7.156500	26.50	20.5	60	33.5	---	---
13.461000	22.40	20.7	60	37.6	---	---

**MEASUREMENT RESULT: "MOBILE\_fin AV"**

Frequency	Level	Transd	Limit	Margin	Line	PE
MHz	dB µV	dB	dB µV	dB		
0.361500	26.20	20.1	49	22.5	---	---
0.496500	38.90	20.2	46	7.2	---	---
0.991500	27.40	20.1	46	18.6	---	---
2.148000	26.20	20.2	46	19.8	---	---
9.865500	18.60	20.6	50	31.4	---	---
17.412000	19.50	20.7	50	30.5	---	---



N Line

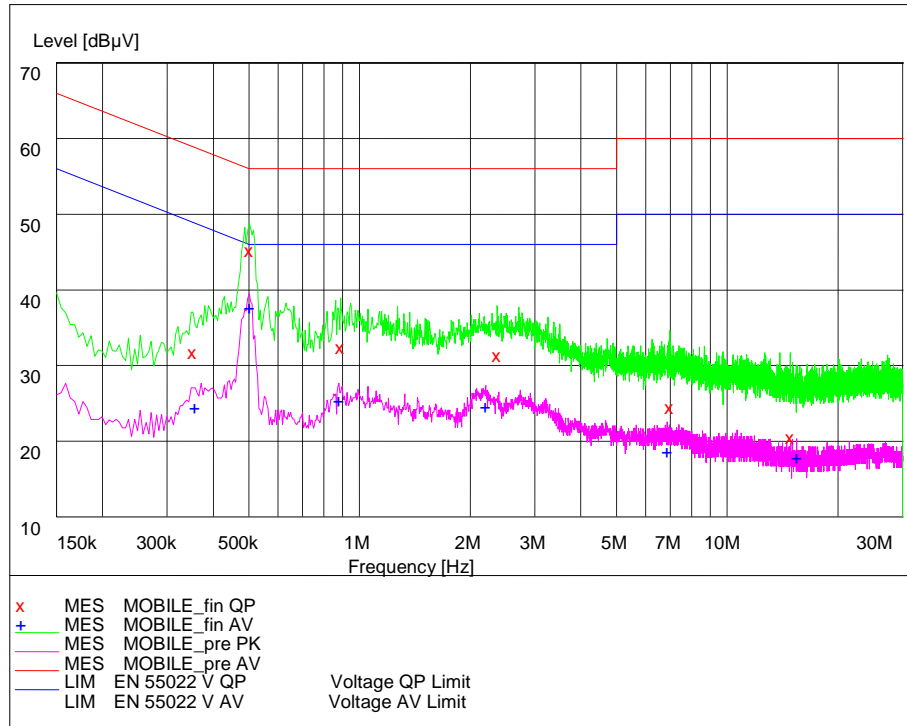
**MEASUREMENT RESULT: "MOBILE\_fin QP"**

Frequency	Level	Transd	Limit	Margin	Line	PE
MHz	dB µV	dB	dB µV	dB		
0.357000	33.70	20.1	59	25.1	---	---
0.492000	46.30	20.2	56	9.8	---	---
1.032000	33.20	20.1	56	22.8	---	---
2.472000	32.10	20.2	56	23.9	---	---
6.324000	25.90	20.4	60	34.1	---	---
27.186000	22.90	21.2	60	37.1	---	---

**MEASUREMENT RESULT: "MOBILE\_fin AV"**

Frequency	Level	Transd	Limit	Margin	Line	PE
MHz	dB µV	dB	dB µV	dB		
0.357000	26.30	20.1	49	22.5	---	---
0.501000	38.90	20.2	46	7.1	---	---
0.987000	27.00	20.1	46	19.0	---	---
2.274000	25.60	20.3	46	20.4	---	---
7.260000	20.20	20.5	50	29.8	---	---
17.412000	19.90	20.7	50	30.1	---	---

WCDMA BAND II Laptop+ AE1#+AE2#+AE3#



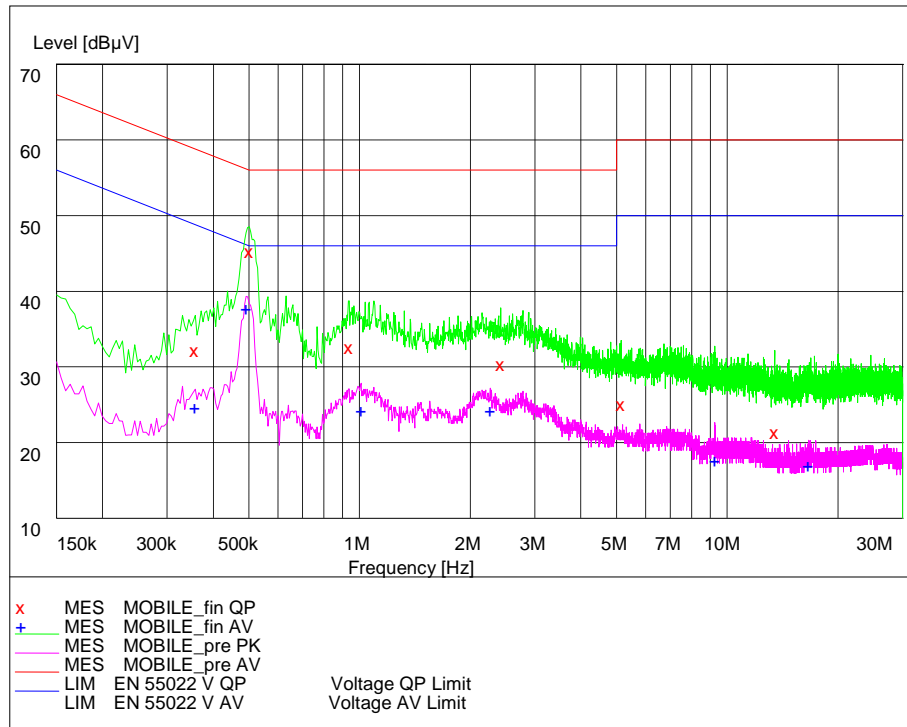
L Line

**MEASUREMENT RESULT: "MOBILE\_fin QP"**

Frequency	Level	Transd	Limit	Margin	Line	PE
MHz	dB µV	dB	dB µV	dB		
0.352500	33.20	20.1	59	25.7	---	---
0.501000	46.60	20.2	56	9.4	---	---
0.888000	33.90	20.2	56	22.1	---	---
2.368500	32.90	20.3	56	23.1	---	---
6.990000	26.00	20.5	60	34.0	---	---
14.842500	22.00	20.7	60	38.0	---	---

**MEASUREMENT RESULT: "MOBILE\_fin AV"**

Frequency	Level	Transd	Limit	Margin	Line	PE
MHz	dB µV	dB	dB µV	dB		
0.357000	25.90	20.1	49	22.9	---	---
0.501000	39.10	20.2	46	6.9	---	---
0.879000	26.90	20.2	46	19.1	---	---
2.202000	26.10	20.3	46	19.9	---	---
6.868500	20.20	20.5	50	29.8	---	---
15.445500	19.30	20.8	50	30.7	---	---



N Line

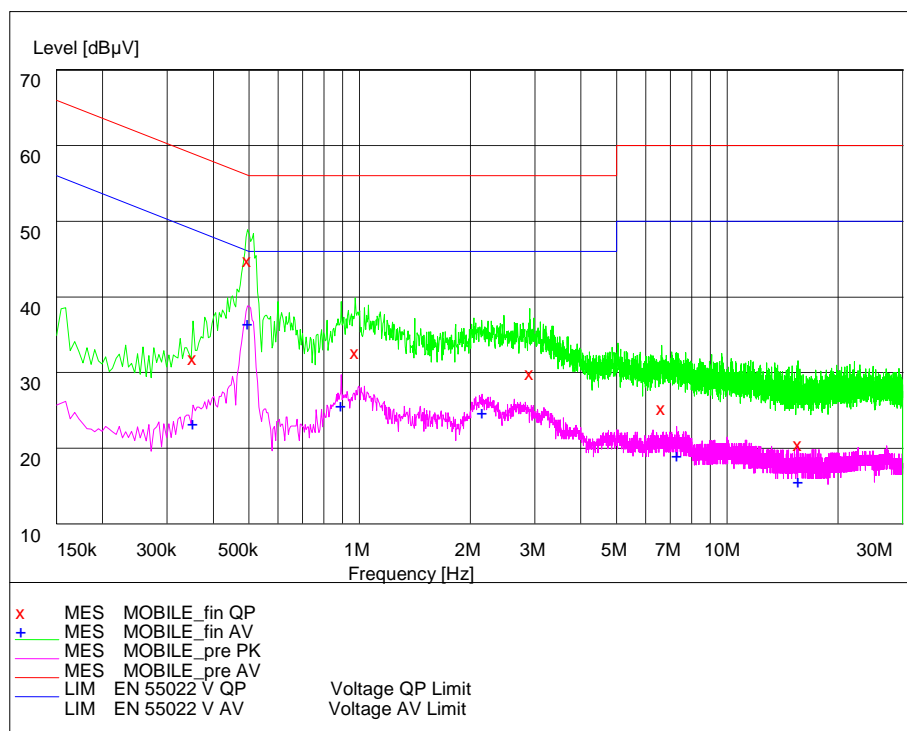
**MEASUREMENT RESULT: "MOBILE\_fin QP"**

Frequency	Level	Transd	Limit	Margin	Line	PE
MHz	dB µV	dB	dB µV	dB		
0.357000	33.70	20.1	59	25.1	---	---
0.501000	46.80	20.2	56	9.2	---	---
0.937500	34.10	20.2	56	21.9	---	---
2.422500	31.80	20.2	56	24.2	---	---
5.149500	26.60	20.4	60	33.4	---	---
13.461000	22.80	20.7	60	37.2	---	---

**MEASUREMENT RESULT: "MOBILE\_fin AV"**

Frequency	Level	Transd	Limit	Margin	Line	PE
MHz	dB µV	dB	dB µV	dB		
0.357000	26.20	20.1	49	22.6	---	---
0.492000	39.20	20.2	46	6.9	---	---
1.009500	25.70	20.1	46	20.3	---	---
2.265000	25.70	20.3	46	20.3	---	---
9.258000	19.10	20.6	50	30.9	---	---
16.633500	18.40	20.7	50	31.6	---	---

WCDMA BAND V Laptop+ AE1#+AE2#+AE3#



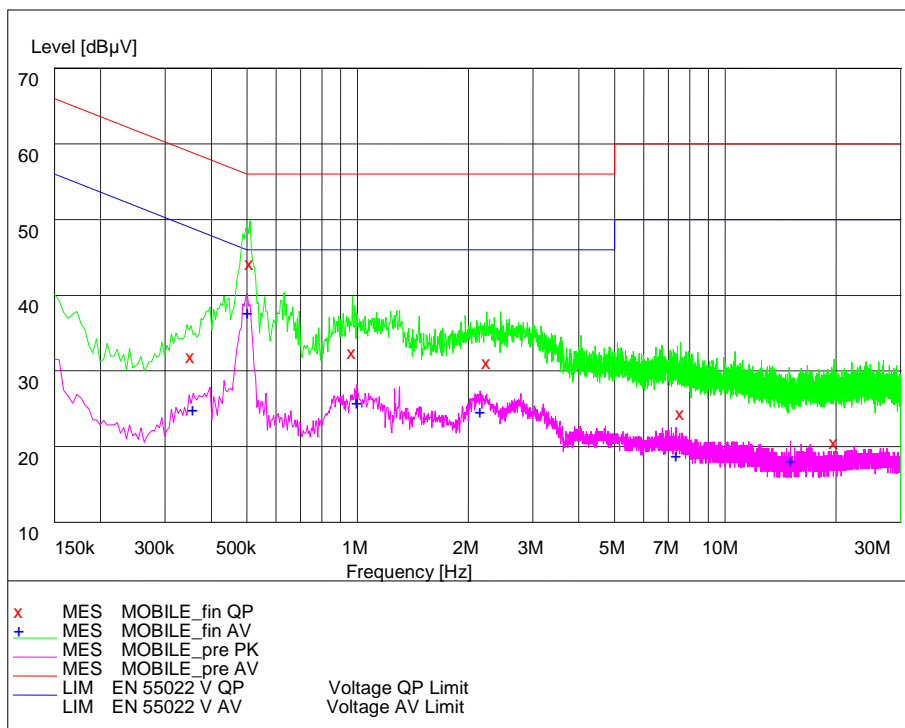
L Line

**MEASUREMENT RESULT: "MOBILE\_fin QP"**

Frequency	Level	Transd	Limit	Margin	Line	PE
MHz	dB µV	dB	dB µV	dB		
0.352500	33.30	20.1	59	25.6	---	---
0.496500	46.30	20.2	56	9.7	---	---
0.973500	34.20	20.2	56	21.8	---	---
2.904000	31.40	20.3	56	24.6	---	---
6.643500	26.70	20.5	60	33.3	---	---
15.567000	22.00	20.8	60	38.0	---	---

**MEASUREMENT RESULT: "MOBILE\_fin AV"**

Frequency	Level	Transd	Limit	Margin	Line	PE
MHz	dB µV	dB	dB µV	dB		
0.352500	24.80	20.1	49	24.1	---	---
0.496500	37.90	20.2	46	8.2	---	---
0.892500	27.10	20.1	46	18.9	---	---
2.152500	26.30	20.2	46	19.7	---	---
7.282500	20.50	20.5	50	29.5	---	---
15.567000	17.10	20.8	50	32.9	---	---



N Line

**MEASUREMENT RESULT: "MOBILE\_fin QP"**

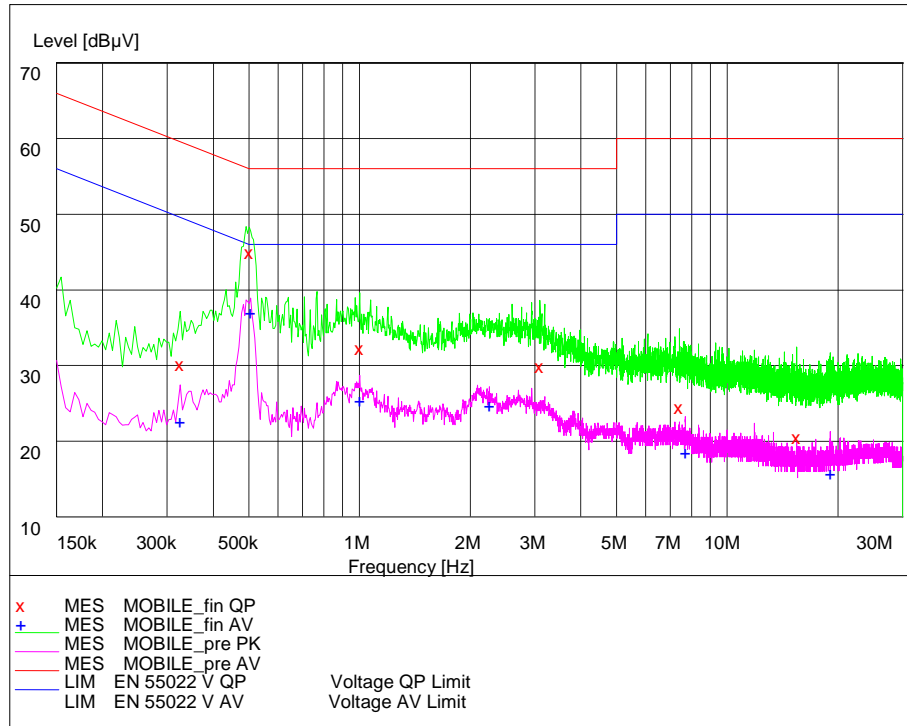
Frequency	Level	Transd	Limit	Margin	Line	PE
MHz	dB µV	dB	dB µV	dB		
0.352500	33.40	20.1	59	25.5	---	---
0.510000	45.70	20.2	56	10.3	---	---
0.969000	34.00	20.2	56	22.0	---	---
2.247000	32.70	20.3	56	23.3	---	---
7.566000	25.80	20.5	60	34.2	---	---
19.819500	22.10	20.8	60	37.9	---	---

**MEASUREMENT RESULT: "MOBILE\_fin AV"**

Frequency	Level	Transd	Limit	Margin	Line	PE
MHz	dB µV	dB	dB µV	dB		
0.357000	26.40	20.1	49	22.4	---	---
0.501000	39.10	20.2	46	6.9	---	---
0.996000	27.30	20.1	46	18.7	---	---
2.157000	26.20	20.2	46	19.8	---	---
7.354500	20.30	20.5	50	29.7	---	---
15.072000	19.70	20.7	50	30.3	---	---



FM Radio Laptop+ AE1#+AE2#+AE3#



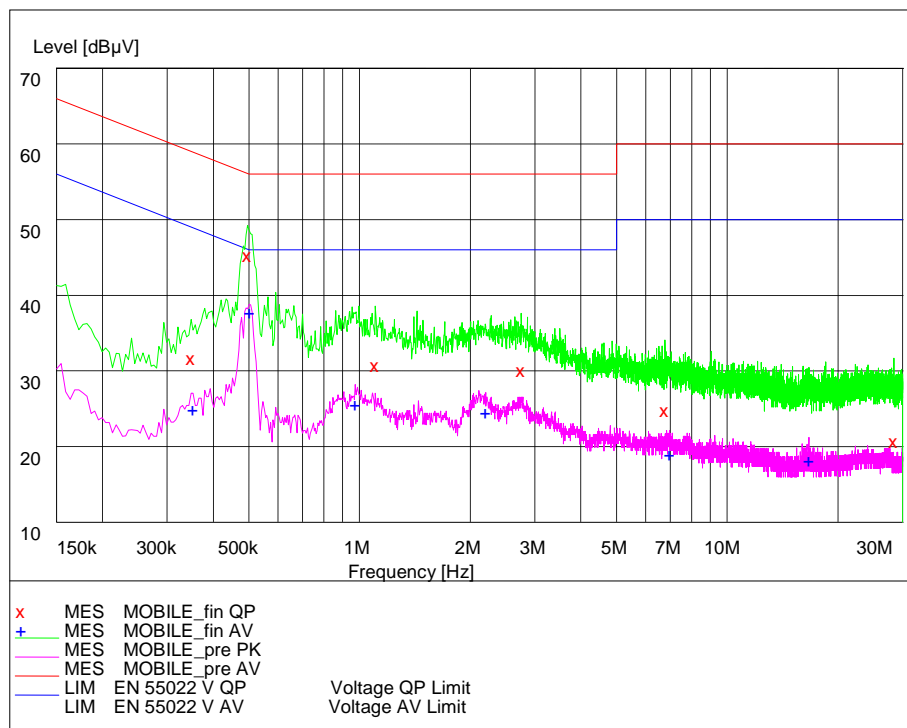
L Line

**MEASUREMENT RESULT: "MOBILE\_fin QP"**

Frequency	Level	Transd	Limit	Margin	Line	PE
MHz	dB µV	dB	dB µV	dB		
0.325500	31.70	20.1	60	27.8	---	---
0.501000	46.40	20.2	56	9.6	---	---
1.000500	33.80	20.1	56	22.2	---	---
3.097500	31.40	20.3	56	24.6	---	---
7.413000	26.00	20.5	60	34.0	---	---
15.441000	22.00	20.8	60	38.0	---	---

**MEASUREMENT RESULT: "MOBILE\_fin AV"**

Frequency	Level	Transd	Limit	Margin	Line	PE
0.325500	24.10	20.1	50	25.5	---	---
0.505500	38.50	20.2	46	7.5	---	---
1.000500	26.90	20.1	46	19.1	---	---
2.256000	26.20	20.3	46	19.8	---	---
7.687500	20.00	20.5	50	30.0	---	---
19.063500	17.20	20.8	50	32.8	---	---



N Line

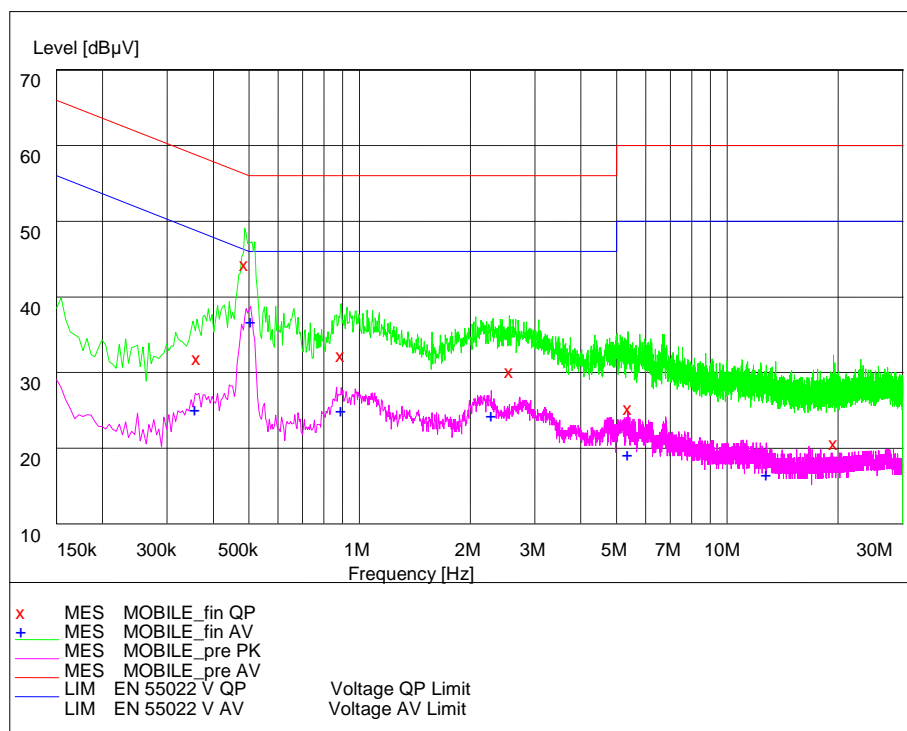
**MEASUREMENT RESULT: "MOBILE\_fin QP"**

Frequency	Level	Transd	Limit	Margin	Line	PE
MHz	dB µV	dB	dB µV	dB		
0.348000	33.10	20.1	59	25.9	---	---
0.496500	46.80	20.2	56	9.3	---	---
1.104000	32.20	20.2	56	23.8	---	---
2.755500	31.60	20.3	56	24.4	---	---
6.774000	26.30	20.5	60	33.7	---	---
28.419000	22.20	21.3	60	37.8	---	---

**MEASUREMENT RESULT: "MOBILE\_fin AV"**

Frequency	Level	Transd	Limit	Margin	Line	PE
0.352500	26.40	20.1	49	22.5	---	---
0.501000	39.10	20.2	46	6.9	---	---
0.973500	27.00	20.2	46	19.0	---	---
2.202000	26.00	20.3	46	20.0	---	---
6.958500	20.40	20.5	50	29.6	---	---
16.665000	19.60	20.7	50	30.4	---	---

MP3/MP4 Laptop+ AE1#+AE2#+AE3#



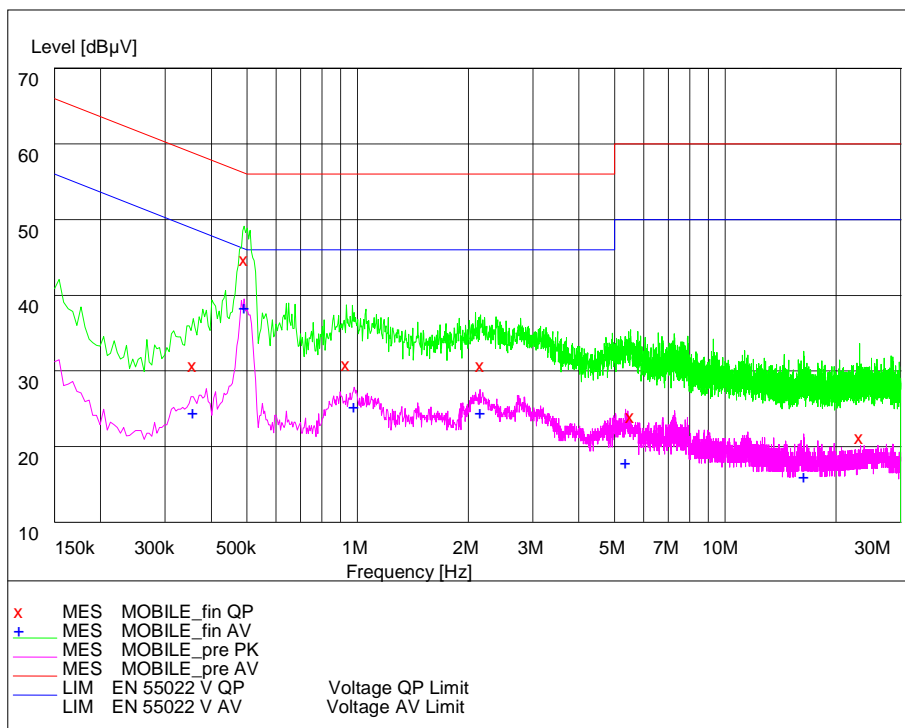
L Line

**MEASUREMENT RESULT: "MOBILE\_fin QP"**

Frequency	Level	Transd	Limit	Margin	Line	PE
MHz	dB µV	dB	dB µV	dB		
0.361500	33.30	20.1	59	25.4	---	---
0.487500	45.70	20.2	56	10.5	---	---
0.892500	33.70	20.1	56	22.3	---	---
2.553000	31.60	20.2	56	24.4	---	---
5.374500	26.70	20.4	60	33.3	---	---
19.486500	22.10	20.9	60	37.9	---	---

**MEASUREMENT RESULT: "MOBILE\_fin AV"**

Frequency	Level	Transd	Limit	Margin	Line	PE
MHz	dB µV	dB	dB µV	dB		
0.357000	26.60	20.1	49	22.2	---	---
0.505500	38.30	20.2	46	7.7	---	---
0.892500	26.50	20.1	46	19.5	---	---
2.283000	25.80	20.3	46	20.2	---	---
5.356500	20.70	20.4	50	29.3	---	---
12.754500	18.00	20.7	50	32.0	---	---



N Line

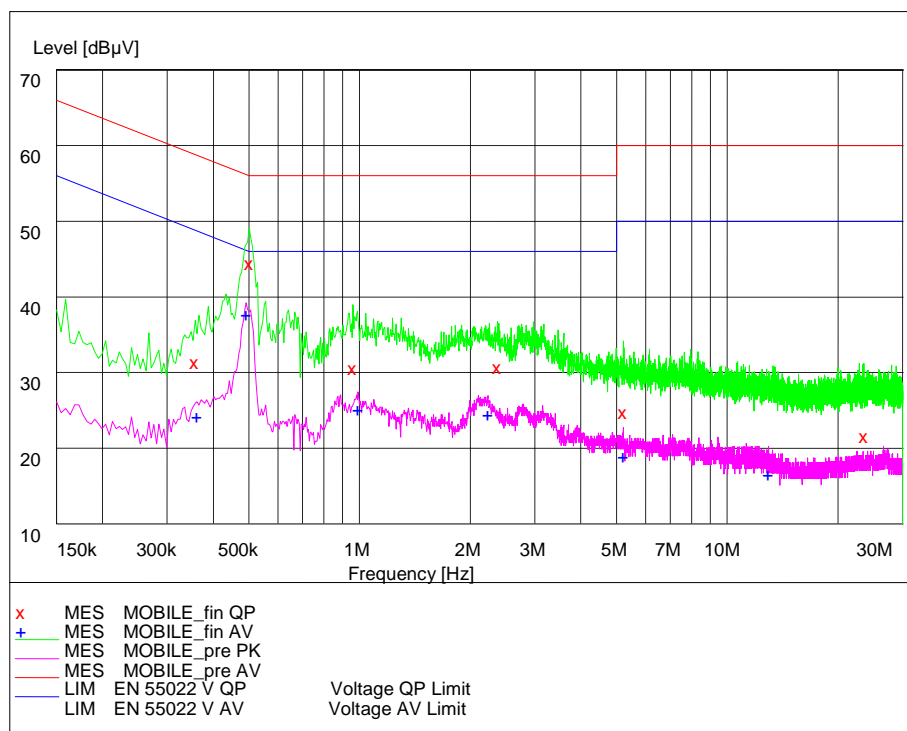
**MEASUREMENT RESULT: "MOBILE\_fin QP"**

Frequency	Level	Transd	Limit	Margin	Line	PE
MHz	dB µV	dB	dB µV	dB		
0.357000	32.20	20.1	59	26.6	---	---
0.492000	46.20	20.2	56	10.0	---	---
0.933000	32.40	20.2	56	23.6	---	---
2.161500	32.20	20.2	56	23.8	---	---
5.523000	25.50	20.4	60	34.5	---	---
23.208000	22.70	21.0	60	37.3	---	---

**MEASUREMENT RESULT: "MOBILE\_fin AV"**

Frequency	Level	Transd	Limit	Margin	Line	PE
MHz	dB µV	dB	dB µV	dB		
0.357000	26.00	20.1	49	22.8	---	---
0.492000	39.90	20.2	46	6.2	---	---
0.978000	26.80	20.2	46	19.2	---	---
2.152500	26.00	20.2	46	20.0	---	---
5.365500	19.40	20.4	50	30.6	---	---
16.368000	17.50	20.8	50	32.5	---	---

Camera Laptop+ AE1#+AE2#+AE3#



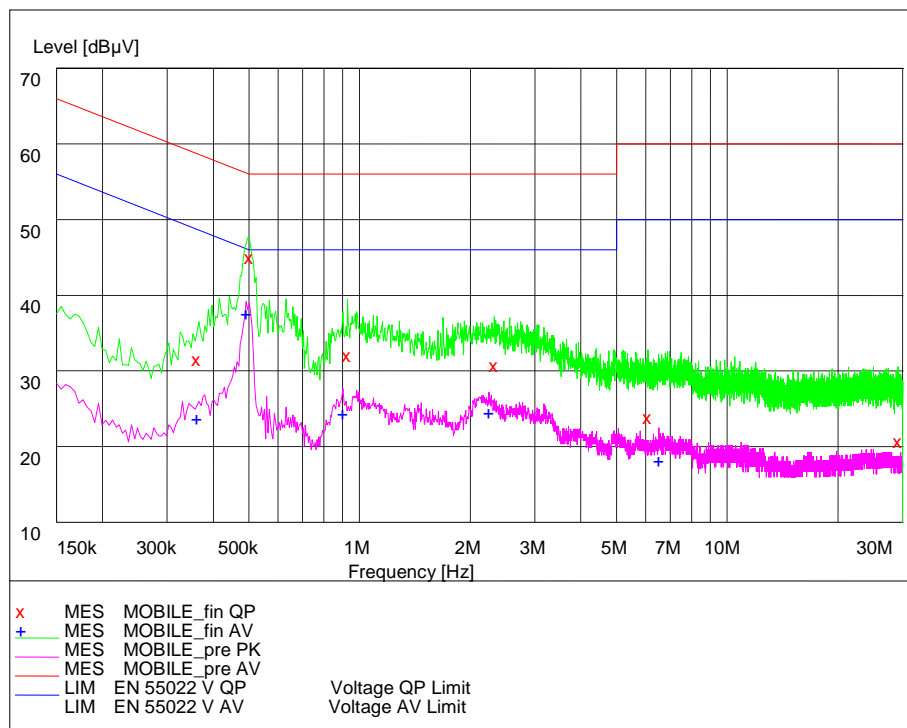
L Line

**MEASUREMENT RESULT: "MOBILE\_fin QP"**

Frequency	Level	Transd	Limit	Margin	Line	PE
MHz	dB µV	dB	dB µV	dB		
0.357000	32.90	20.1	59	25.9	---	---
0.501000	46.00	20.2	56	10.0	---	---
0.960000	32.10	20.2	56	23.9	---	---
2.373000	32.20	20.3	56	23.8	---	---
5.221500	26.20	20.4	60	33.8	---	---
23.554500	23.10	21.1	60	36.9	---	---

**MEASUREMENT RESULT: "MOBILE\_fin AV"**

Frequency	Level	Transd	Limit	Margin	Line	PE
MHz	dB µV	dB	dB µV	dB		
0.361500	25.70	20.1	49	23.0	---	---
0.492000	39.10	20.2	46	7.0	---	---
0.991500	26.60	20.1	46	19.4	---	---
2.233500	26.00	20.3	46	20.0	---	---
5.217000	20.40	20.4	50	29.6	---	---
12.957000	18.00	20.7	50	32.0	---	---



N Line

**MEASUREMENT RESULT: "MOBILE\_fin QP"**

Frequency	Level	Transd	Limit	Margin	Line	PE
MHz	dB µV	dB	dB µV	dB		
0.361500	33.00	20.1	59	25.7	---	---
0.501000	46.50	20.2	56	9.5	---	---
0.928500	33.60	20.2	56	22.4	---	---
2.328000	32.20	20.3	56	23.8	---	---
6.099000	25.40	20.4	60	34.6	---	---
29.161500	22.20	21.3	60	37.8	---	---

**MEASUREMENT RESULT: "MOBILE\_fin AV"**

Frequency	Level	Transd	Limit	Margin	Line	PE
MHz	dB µV	dB	dB µV	dB		
0.361500	25.20	20.1	49	23.5	---	---
0.492000	39.00	20.2	46	7.1	---	---
0.901500	25.80	20.2	46	20.2	---	---
2.247000	26.00	20.3	46	20.0	---	---
6.522000	19.70	20.4	50	30.3	---	---

## 2.2.2 Radiated Emissions-FCC Part15.109

Ambient condition:

Temperature	Relative humidity	Pressure
26.2°C	46.5%	101.2kPa

Test Setup:

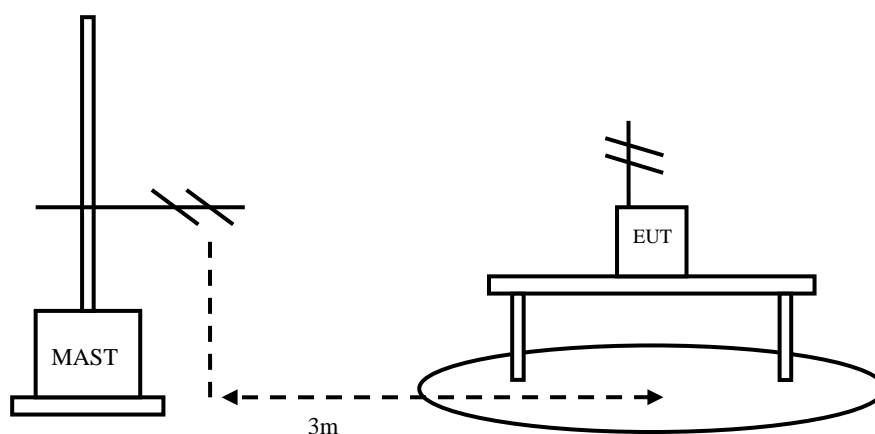


Figure 2

Test Procedure:

The EUT should be placed on a non-metallic table 80cm above the ground plane. The receive antennas shall be moved from 1 to 4 meters. The distance between EUT and receive antenna should be 3 meters.

The EUT should work in idle mode. The accessories of the EUT are connected with the EUT such as headset etc. The test set-up and the test methods are performed according to ANSI C63.4:2009.

Then start the test software ES-K1. Sweep the whole frequency band through the range from 30MHz to 1GHz, using receive log period antenna HL562.

During the test, the height of receive antenna shall be moved from 1 to 4 meters, and the antenna shall be performed under horizontal and vertical polarization. The turn table shall be rotated from 0 to 360 degrees for detecting the maximum of radiated spurious signal level. The measurements shall be repeated with orthogonal polarization of the test antenna. The EUT is laid in two modes as follow:  
1. put the EUT in horizontal direction; 2. put the EUT in vertical direction.

The data of cable loss and antenna factor have been calibrated in full testing frequency range before the testing.

A “reference path loss” is established and the  $A_{Rpl}$  is the attenuation of “reference path loss”, and including the gain of receive antenna, the gain of the preamplifier, the cable loss.

The measurement results are obtained as described below:

$$\text{Result} = P_{\text{mea}} + A_{Rpl}$$

Limit:

Frequency of Emission(MHz)	Limits	
	Detector	Unit (dB $\mu$ V/m)
30~88	Quasi-peak	40
88~216	Quasi-peak	43.5
216~960	Quasi-peak	46
960~1000	Quasi-peak	54
1000~5th harmonic of the highest frequency or 40GHz, whichever is lower	Average	54
	Peak	74

Test result:

#### GSM850 Mode

Frequency(MHz)	Result(dBuV/m)	$A_{Rpl}$ (dB)	$P_{\text{mea}}$ (dBuV/m)	Polarity
184.168337	29.00	8.3	20.7	Horizontal
188.176353	26.30	8.0	18.3	Horizontal
201.002004	16.80	8.3	8.5	Horizontal
211.422846	26.10	8.7	17.4	Horizontal
480.761523	19.10	18.1	1	Vertical
836.673347	68.40	23.8	44.6	Horizontal

#### PCS1900 Mode

Frequency(MHz)	Result(dBuV/m)	$A_{Rpl}$ (dB)	$P_{\text{mea}}$ (dBuV/m)	Polarity
46.553106	9.10	11.2	-2.1	Vertical
53.146293	21.40	7.9	13.5	Vertical
55.390782	21.60	7.1	14.5	Vertical
189.779559	7.30	7.9	-0.6	Vertical
401.402806	17.90	15.6	2.3	Horizontal
876.753507	24.20	24.5	-0.3	Horizontal



### WCDMA BAND II Mode

Frequency(MHz)	Result(dBuV/m)	A <sub>Rpl</sub> (dB)	P <sub>mea</sub> (dBuV/m)	Polarity
53.426854	21.70	7.8	13.9	Vertical
54.969940	22.20	7.2	15	Vertical
201.002004	10.80	8.3	2.5	Horizontal
299.599198	20.80	12.4	8.4	Horizontal
403.006012	18.10	15.7	2.4	Horizontal
956.913828	25.50	25.4	0.1	Horizontal

### WCDMA BAND V Mode

Frequency(MHz)	Result(dBuV/m)	A <sub>Rpl</sub> (dB)	P <sub>mea</sub> (dBuV/m)	Polarity
53.567134	21.80	7.7	14.1	Vertical
54.689379	22.50	7.3	15.2	Vertical
827.655311	97.40	23.9	73.5	Vertical
843.687375	25.40	23.8	1.6	Horizontal
848.697395	24.30	23.9	0.4	Horizontal
870.741483	38.90	24.3	14.6	Horizontal

### FM Radio Mode

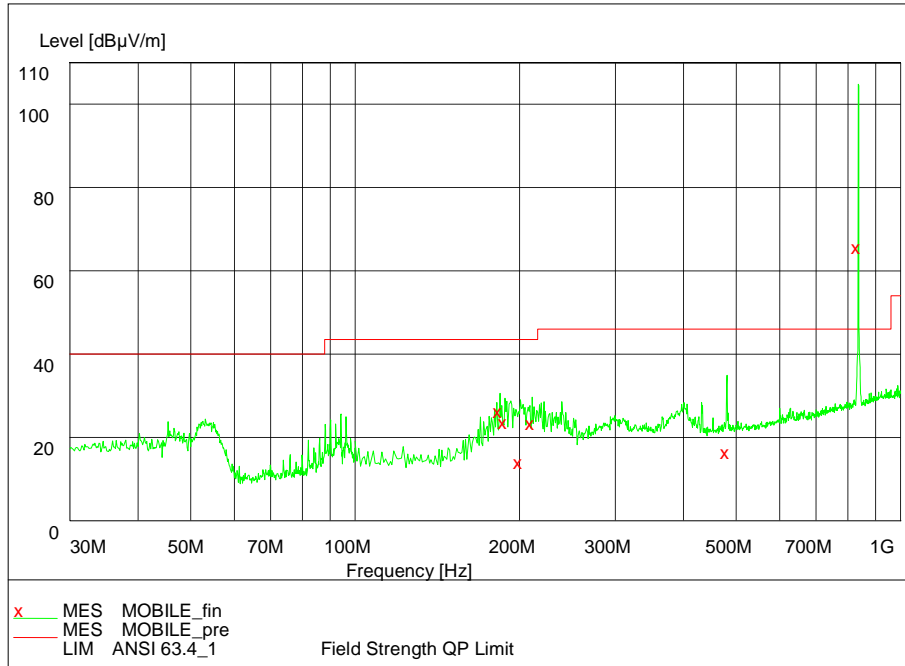
Frequency(MHz)	Result(dBuV/m)	A <sub>Rpl</sub> (dB)	P <sub>mea</sub> (dBuV/m)	Polarity
181.763527	16.20	8.4	7.8	Horizontal
185.771543	18.20	8.2	10	Horizontal
193.787575	19.50	8.1	11.4	Horizontal
209.018036	20.20	8.5	11.7	Horizontal
221.042084	21.00	9.3	11.7	Horizontal
906.813627	24.70	25.0	-0.3	Horizontal

### MP3/MP4 Mode

Frequency(MHz)	Result(dBuV/m)	A <sub>Rpl</sub> (dB)	P <sub>mea</sub> (dBuV/m)	Polarity
182.565130	16.60	8.4	8.2	Horizontal
186.573146	18.20	8.1	10.1	Horizontal
195.390782	21.00	8.2	12.8	Horizontal
215.430862	32.30	8.9	23.4	Horizontal
219.438878	31.10	9.2	21.9	Horizontal
958.917836	25.40	25.3	0.1	Vertical

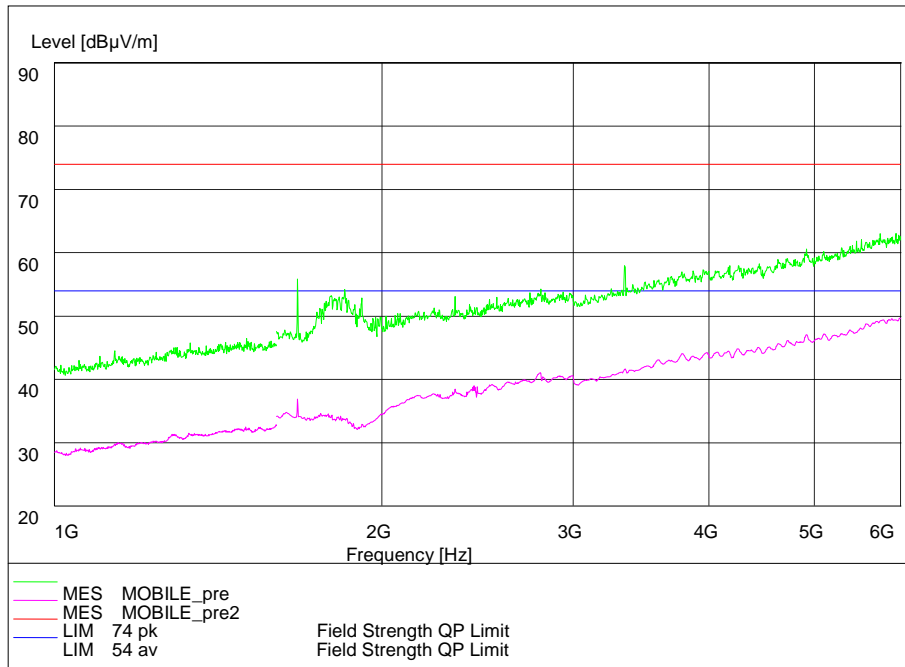
### Camera Mode

Frequency(MHz)	Result(dBuV/m)	A <sub>Rpl</sub> (dB)	P <sub>mea</sub> (dBuV/m)	Polarity
190.581162	19.70	7.9	11.8	Vertical
192.985972	22.50	8.1	14.4	Vertical
195.390782	23.00	8.2	14.8	Vertical
196.993988	22.00	8.2	13.8	Vertical
199.398798	23.50	8.2	15.3	Horizontal
906.813627	24.80	25.0	-0.2	Vertical

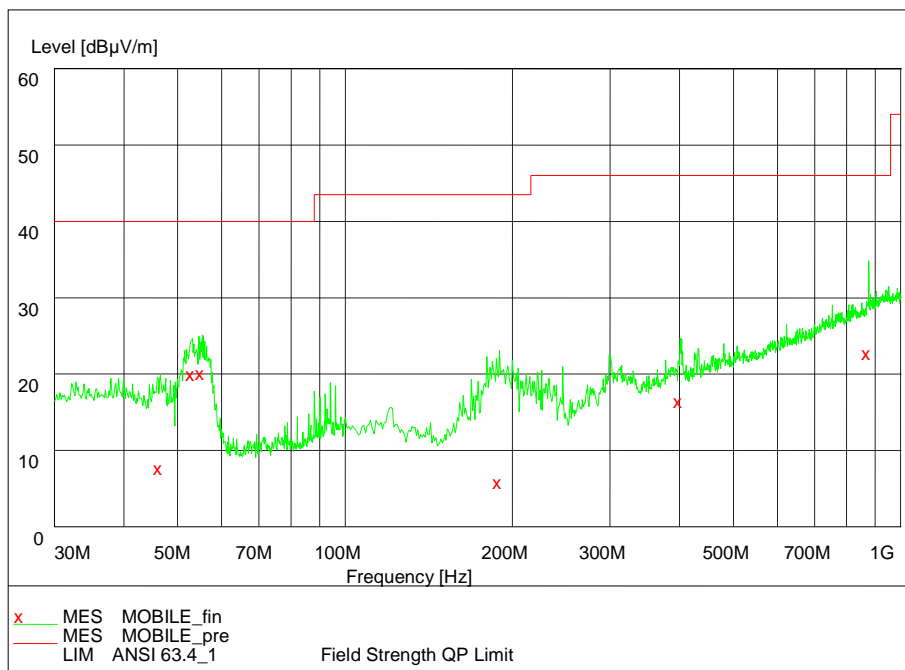


**GSM850 (30MHz – 1GHz)**

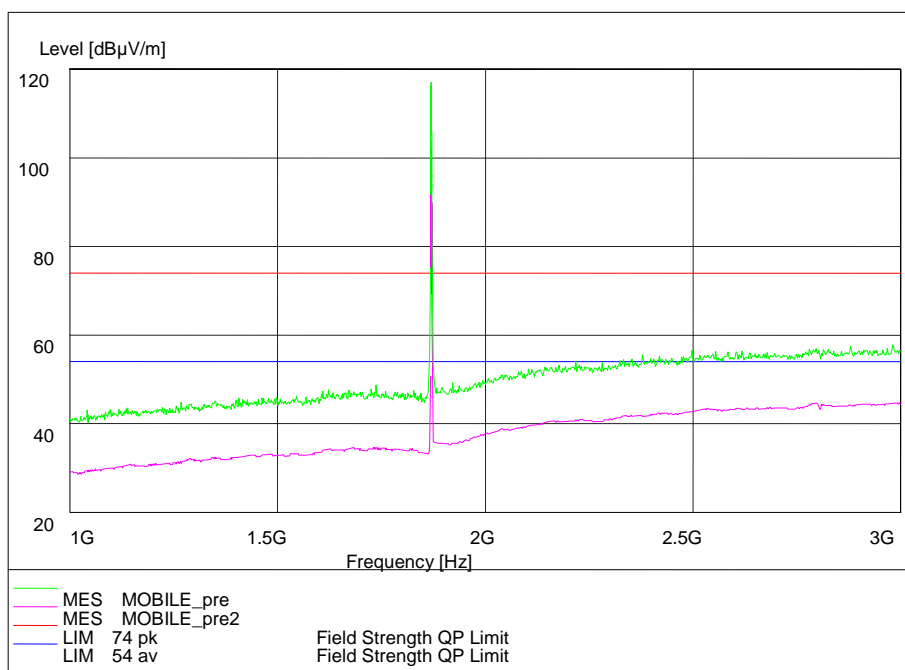
Note: The signal beyond the limit is the base station simulator carrier.



**GSM850 (1GHz – 6GHz)**

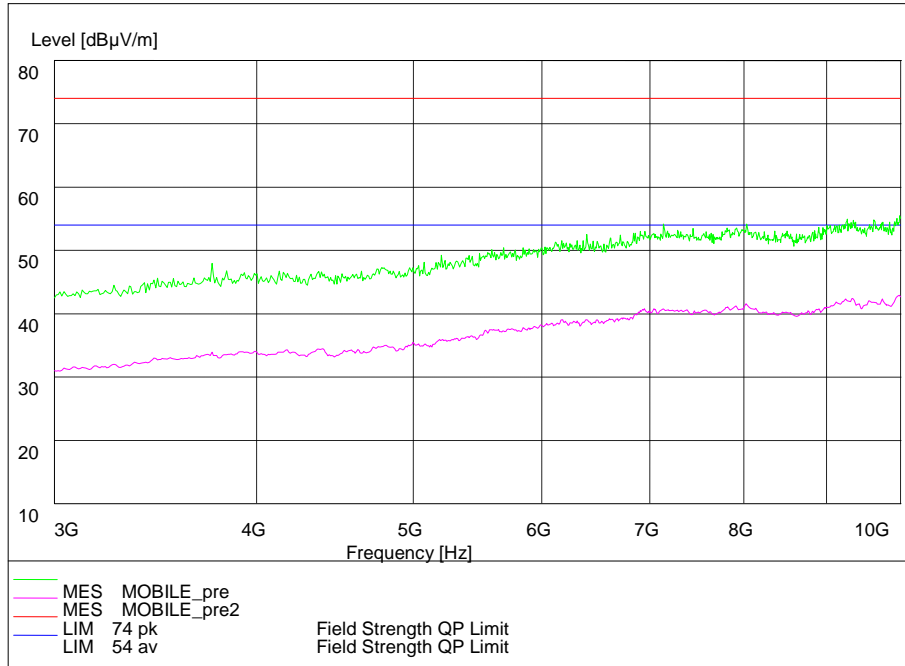


PCS1900 (30MHz – 1GHz)

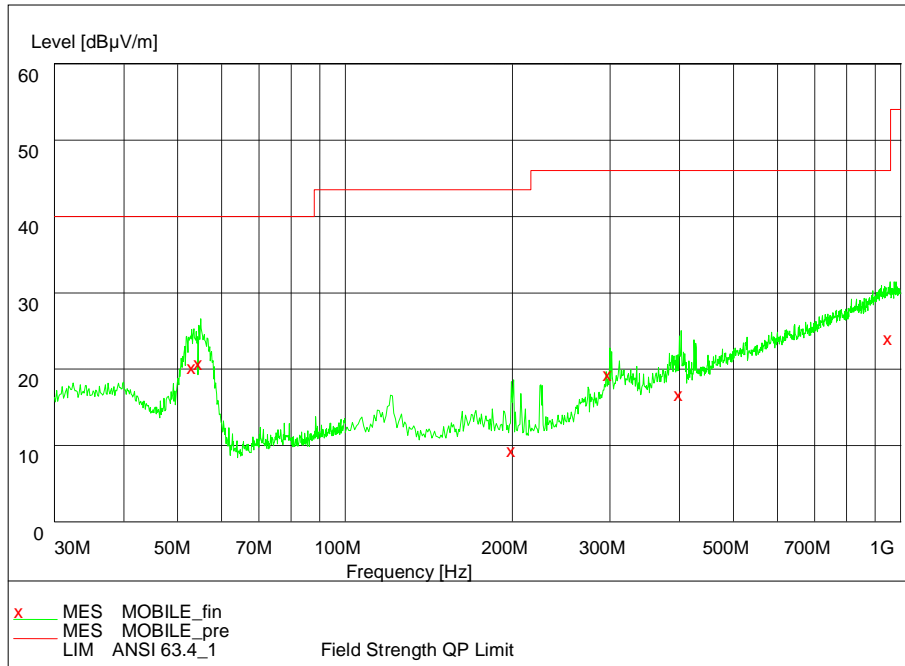


PCS1900 (1GHz – 3GHz)

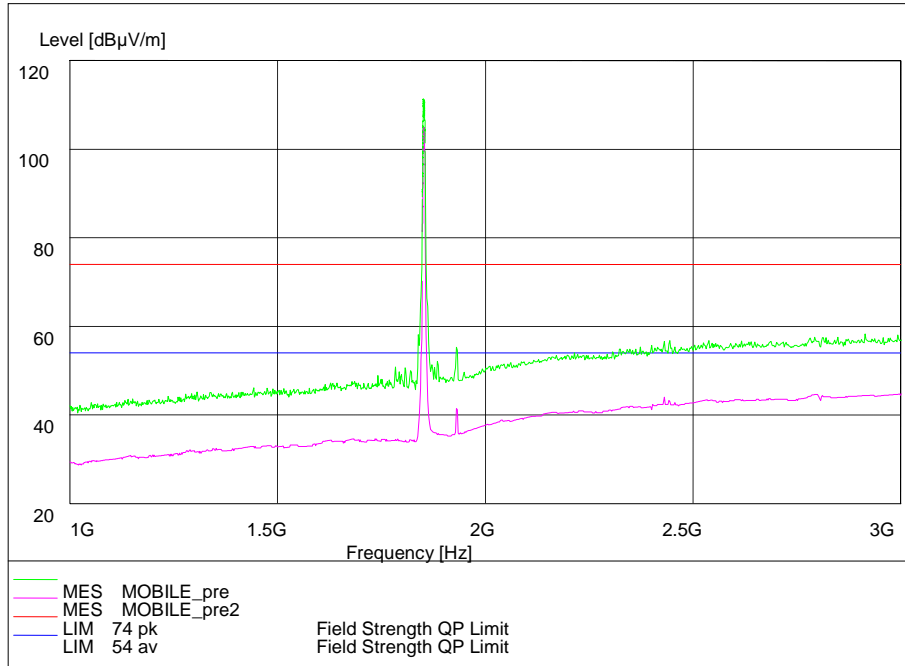
Note: The signals beyond the limit are the base station and simulator carrier.



PCS1900 (3GHz – 10GHz)

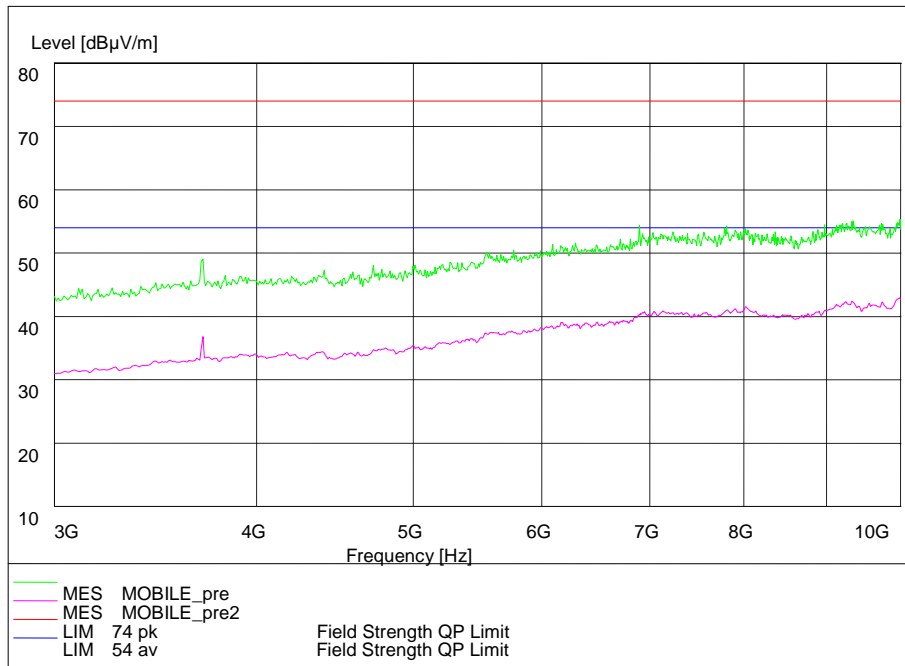


WCDMA BAND II (30MHz – 1GHz)

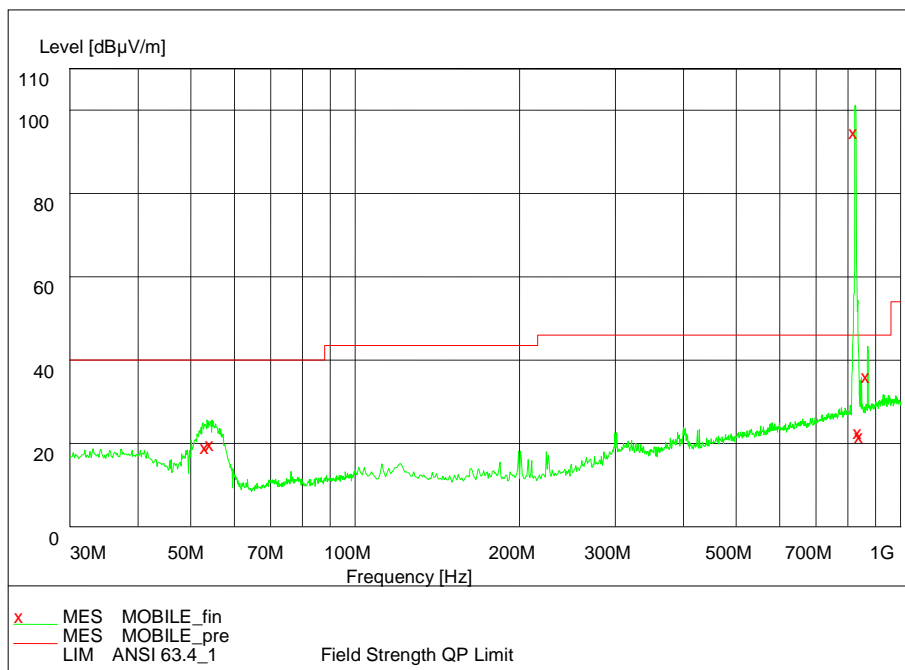


WCDMA BAND II (1GHz – 3GHz)

Note: The signal beyond the limit is the base station simulator carrier.

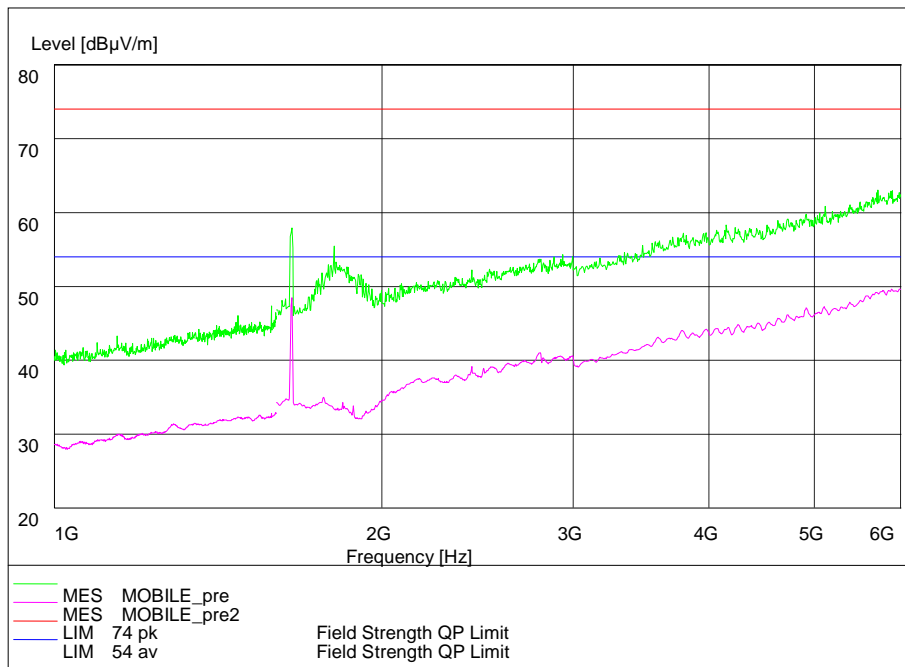


WCDMA BAND II (3GHz – 10GHz)

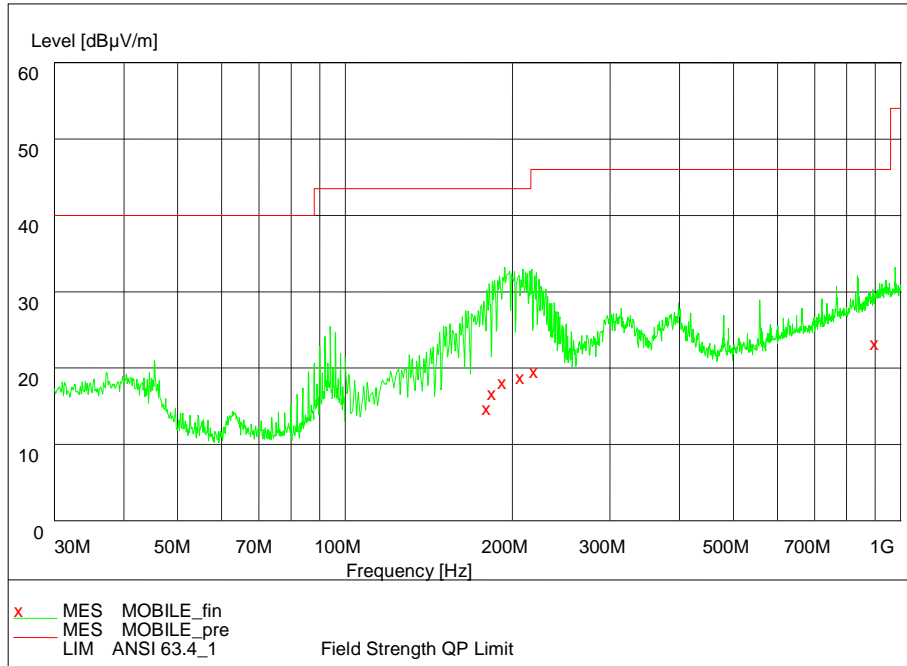


### WCDMA BAND V (30MHz – 1GHz)

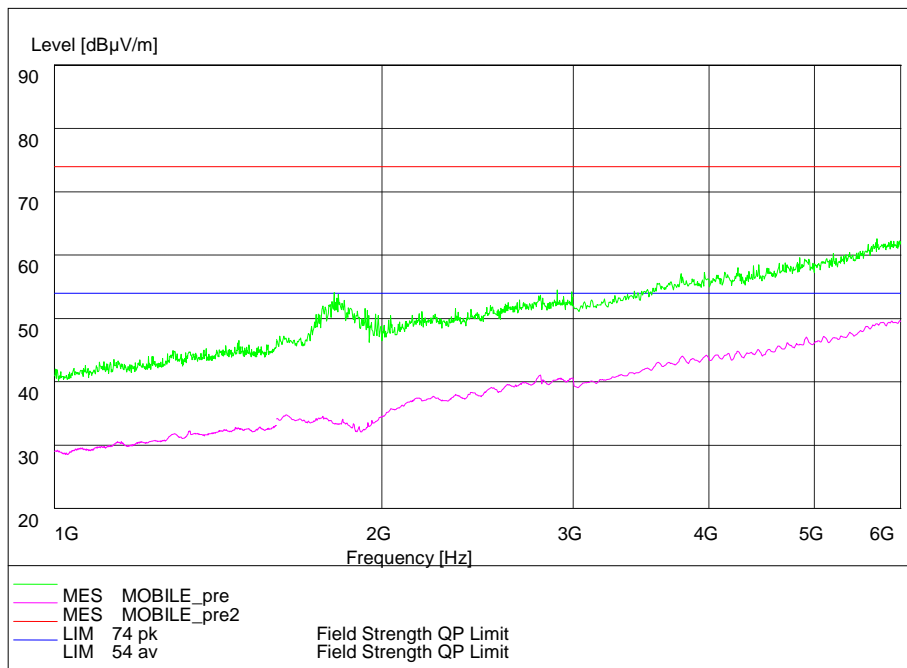
Note: The signals beyond the limit are the base station and simulator carrier.



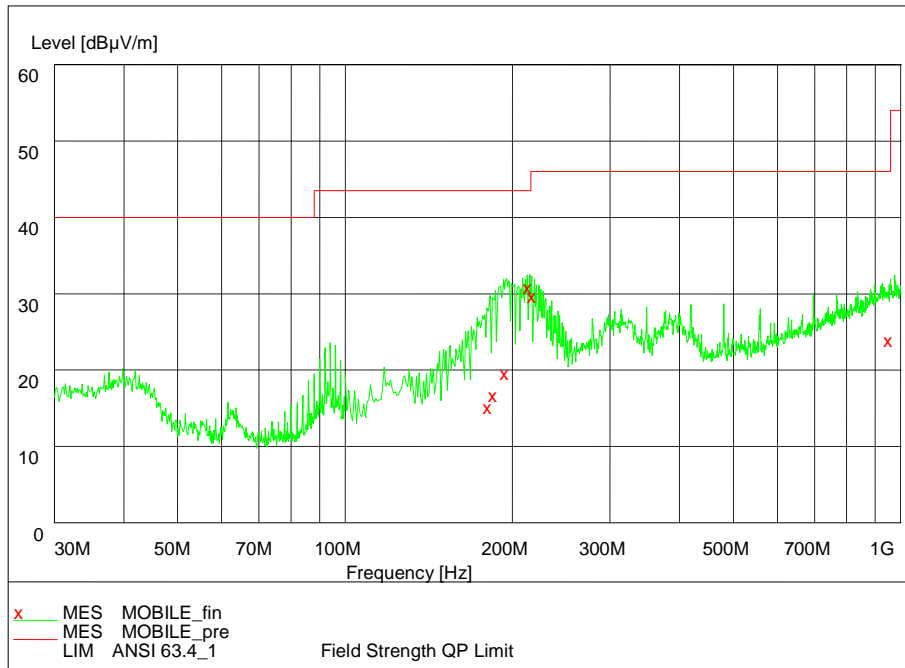
### WCDMA BAND V (1GHz – 6GHz)



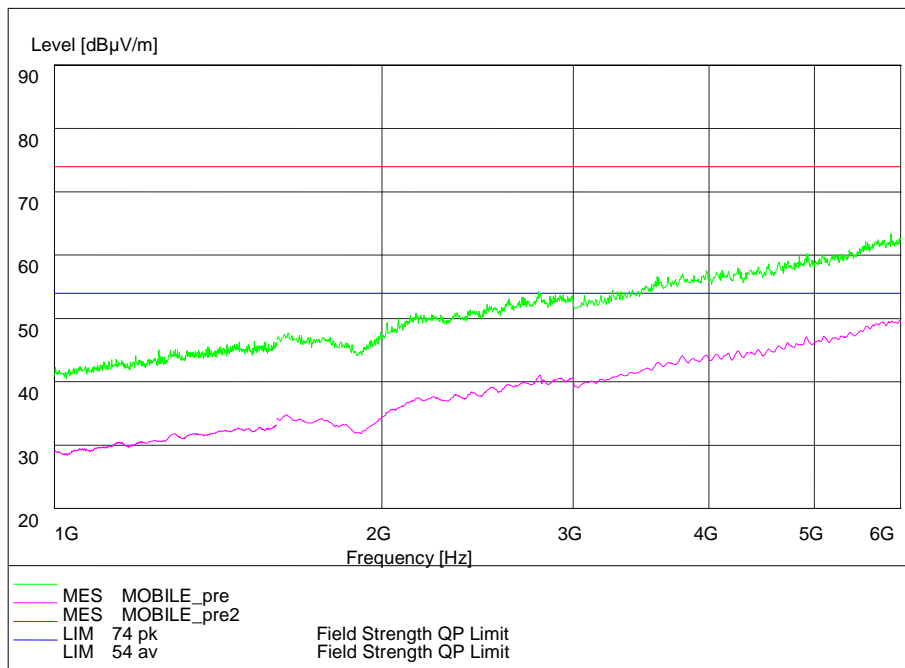
FM Radio (30MHz – 1GHz)



FM Radio (1GHz – 6GHz)

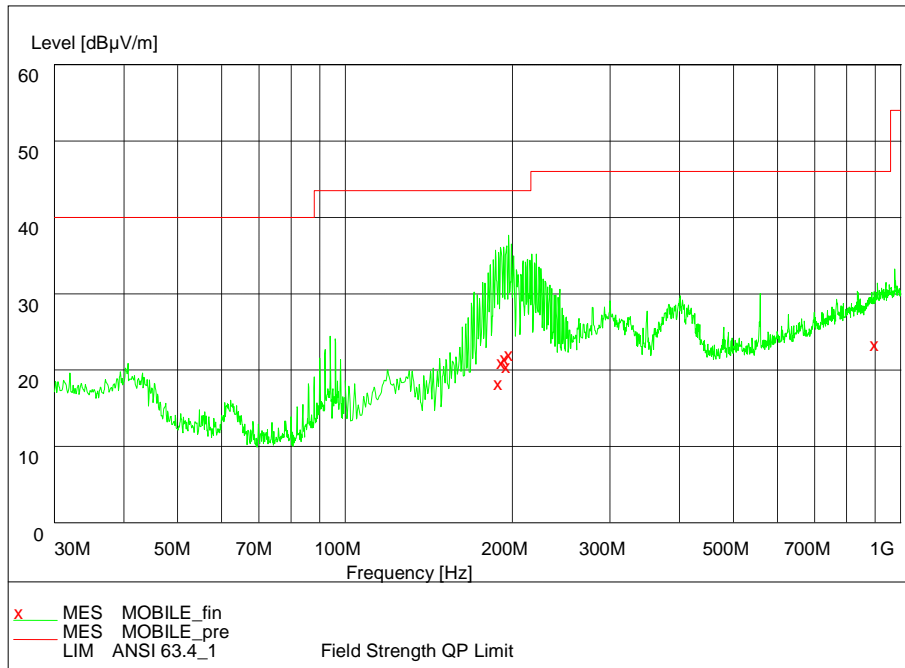


MP3/MP4 (30MHz – 1GHz)

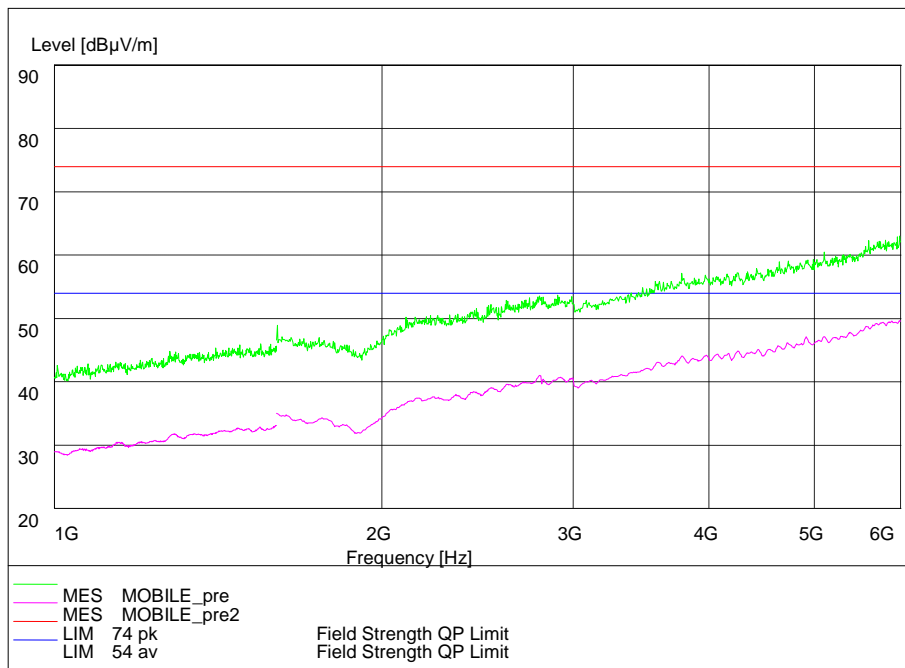


MP3/MP4 (1GHz – 6GHz)





Camera (30MHz – 1GHz)



Camera (1GHz – 6GHz)

### 2.3. List of test equipments

No.	Name/Model	Manufacturer	S/N	Calibration Due Date
1	23.18m×16.88m×9.60m Semi-Anechoic Chamber	FRANKONIA	-----	19th Aug. 2015
2	ESI 40 EMI test receiver	R&S	100015	19th Aug. 2015
3	E5515C(8960) Mobile Station Tester	Agilent	GB44050904	19th Aug. 2015
4	9.080m×5.255m×3.525m Shielding room	FRANKONIA	-----	19th Aug. 2015
5	ESCS30 EMI test receiver	R&S	100029	19th Aug. 2015
6	HL562 Ultra log test antenna	R&S	100016	19th Aug. 2015
7	ESH3-Z2 Pulse limiter	R&S	10002	19th Aug. 2015
8	LS16C AMN	AFJ	16011306281	19th Aug. 2015
9	ESH2Z11 LISN	R&S	50FH-020-10	19th Aug. 2015
10	HF 906 Double-Ridged Waveguide Horn Antenna	R&S	100030	19th Aug. 2015
11	HF 906 Double-Ridged Waveguide Horn Antenna	R&S	100029	19th Aug. 2015
12	PS2000 Turn Table	FRANKONIA	-----	19th Aug. 2015
13	MA260 Antenna Master	FRANKONIA	-----	19th Aug. 2015
14	ES-K1EMI test software	R&S	-----	19th Aug. 2015
15	HL562 Receive antenna	R&S	100167	19th Aug. 2015

## Appendix

### Appendix1 Test Setup