


Picture 1-1: front side of the sample



Picture 1-2: back side of the sample




Picture 1-3: Left Hand Touch Cheek Position



Picture 1-4: Left Hand Tilt 15° Position




Picture 1-5: Right Hand Touch Cheek Position



Picture 1-6: Right Hand Tilt 15° Position

Test positions for body(Hostpot on):

The Body SAR is tested at the following 6 test positions all with the distance =10mm between the EUT and the phantom bottom:



Picture 1-7: Front Side



Picture 1-8: Rear Side




Picture 1-9: Left Side



Picture 1-10: Right Side



Picture 1-11: Top Side



Picture 1-12: Bottom Side