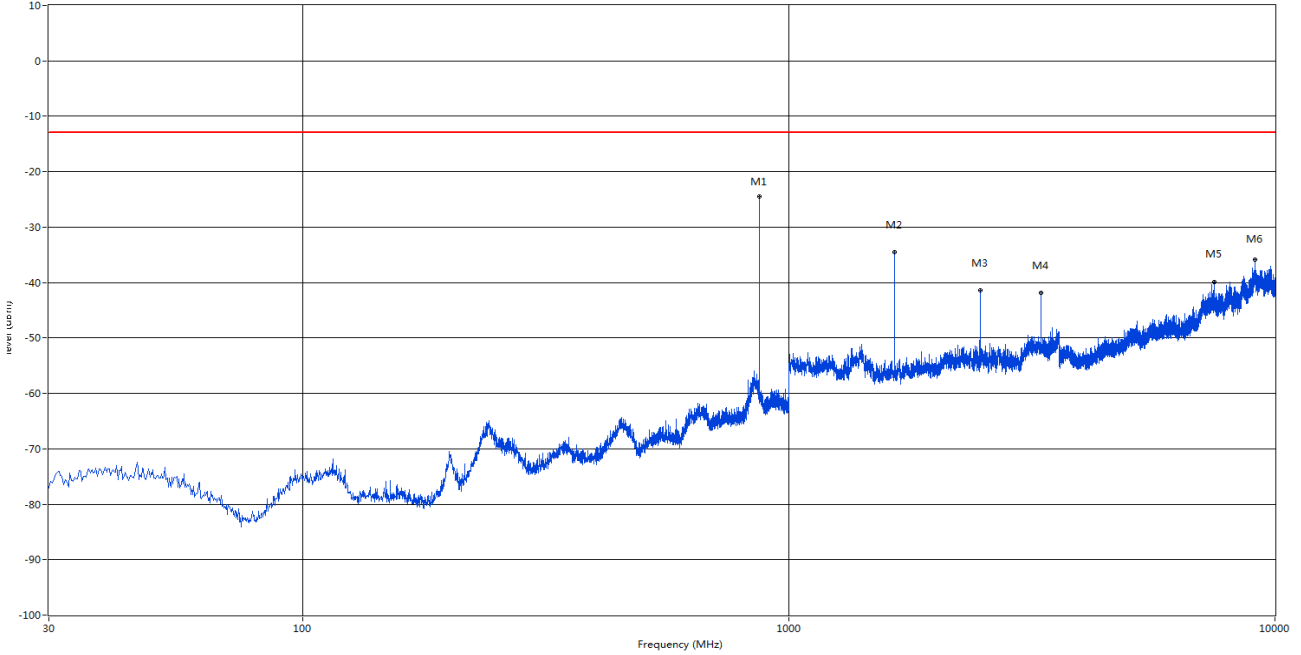


## A.7 Field Strength of Spurious Radiation

# 1. GSM and EGPRS

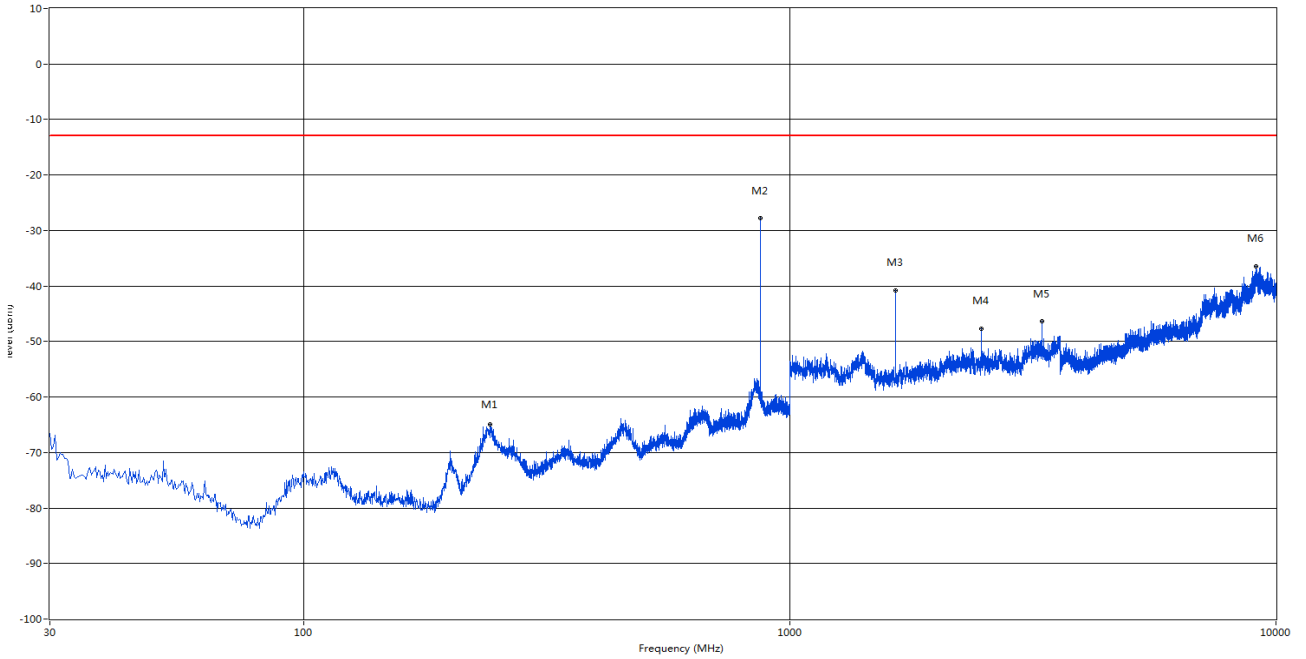
## 1.1 GSM850\_L

RSE Test case\_FCC PART22&24&27\_FCC PART 22



Frequency (MHz)	Result (dBm)	Factor (dB)	PK Limit (dBm)	Margin (dB)	Table (o)	ANT	EUT	Verdict
869.292	-24.46	10.05	-13.0	11.46	355.70	Horizontal	Horizontal	N/A
1648.050	-39.51	8.89	-13.0	26.51	359.10	Horizontal	Horizontal	Pass
2472.900	-41.43	12.73	-13.0	28.43	235.20	Horizontal	Horizontal	Pass
3296.450	-41.81	15.84	-13.0	28.81	105.80	Horizontal	Horizontal	Pass
7488.000	-39.86	30.10	-13.0	26.86	319.70	Horizontal	Horizontal	Pass
9104.000	-35.79	35.28	-13.0	22.79	314.50	Horizontal	Horizontal	Pass

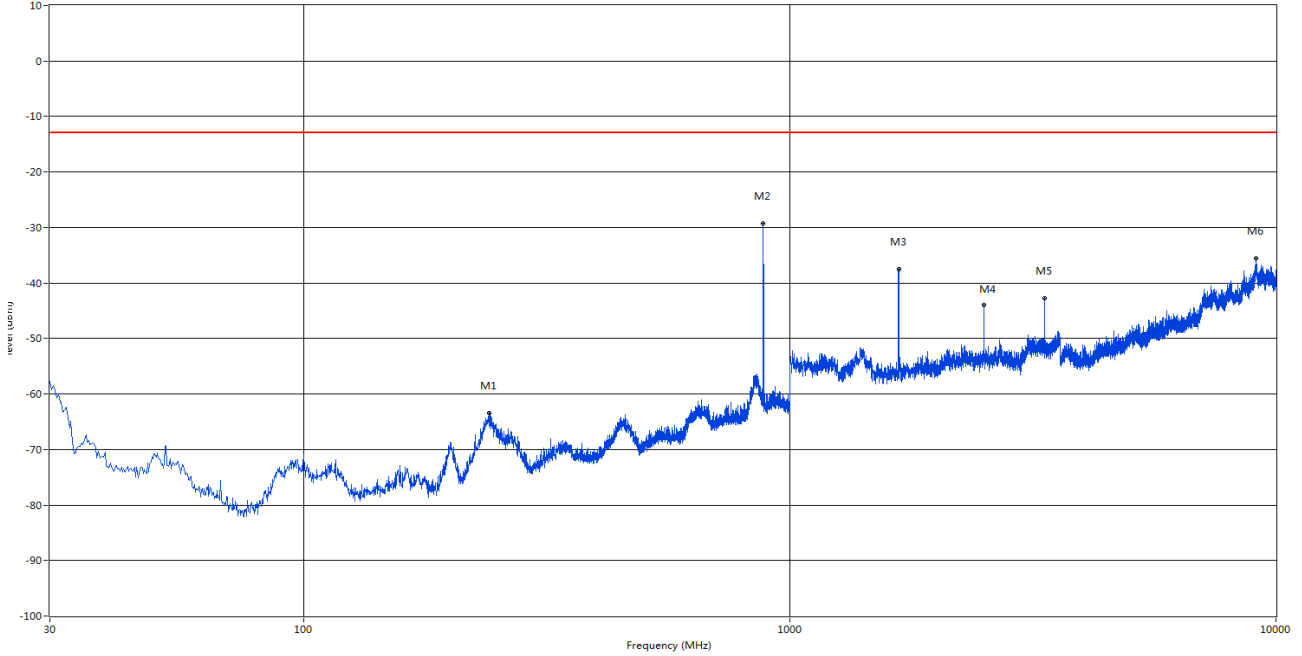
RSE Test case\_FCC PART22&24&27\_FCC PART 22



Frequency (MHz)	Result (dBm)	Factor (dB)	PK Limit (dBm)	Margin (dB)	Table (o)	ANT	EUT	Verdict
241.460	-64.94	3.27	-13.0	51.94	341.00	Vertical	Horizontal	Pass
869.292	-27.75	10.05	-13.0	14.75	314.40	Vertical	Horizontal	N/A
1648.700	-40.73	9.26	-13.0	27.73	100.20	Vertical	Horizontal	Pass
2472.250	-47.63	12.44	-13.0	34.63	19.00	Vertical	Horizontal	Pass
3296.450	-46.37	15.84	-13.0	33.37	165.10	Vertical	Horizontal	Pass
9112.001	-36.43	35.40	-13.0	23.43	247.30	Vertical	Horizontal	Pass

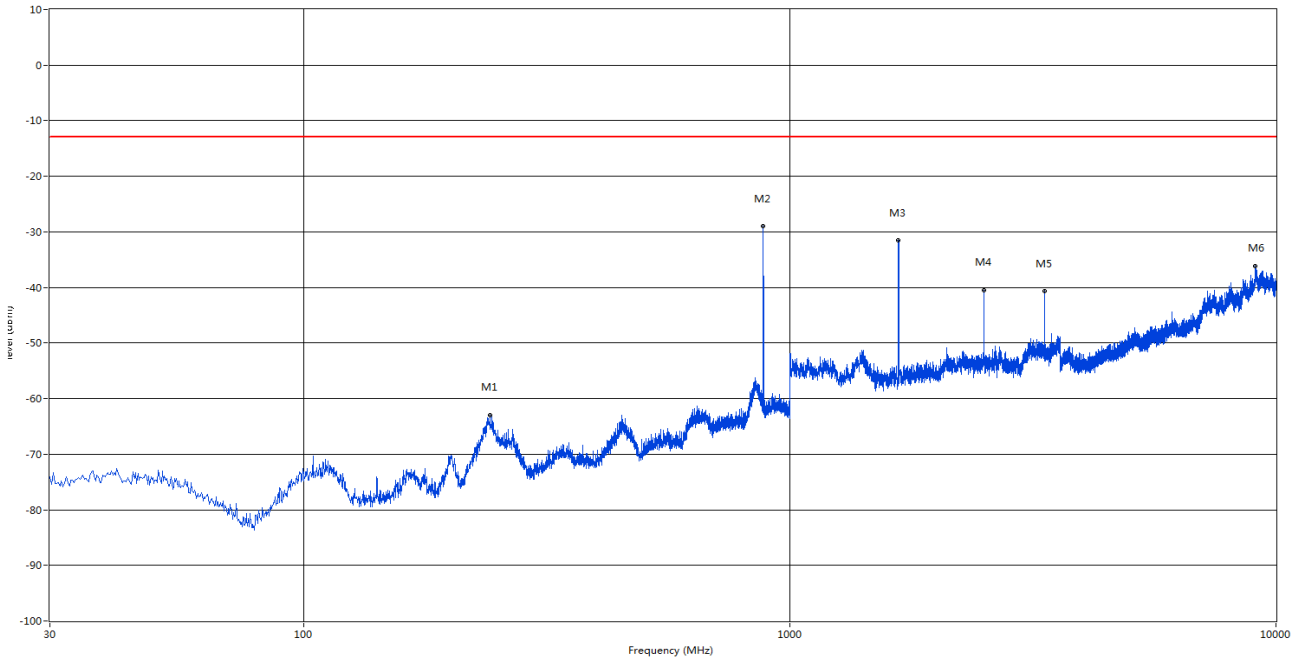
## 1.2 GSM850\_M

RSE Test case\_FCC PART22&24&27\_FCC PART 22



Frequency (MHz)	Result (dBm)	Factor (dB)	PK Limit (dBm)	Margin (dB)	Table (o)	ANT	EUT	Verdict
240.005	-63.45	3.76	-13.0	50.45	360.00	Vertical	Horizontal	Pass
881.417	-29.33	8.70	-13.0	16.33	310.60	Vertical	Horizontal	N/A
1673.400	-37.58	10.15	-13.0	24.58	292.60	Vertical	Horizontal	Pass
2509.300	-44.02	13.19	-13.0	31.02	251.70	Vertical	Horizontal	Pass
3346.500	-42.75	15.25	-13.0	29.75	233.50	Vertical	Horizontal	Pass
9085.000	-35.54	34.96	-13.0	22.54	247.20	Vertical	Horizontal	Pass

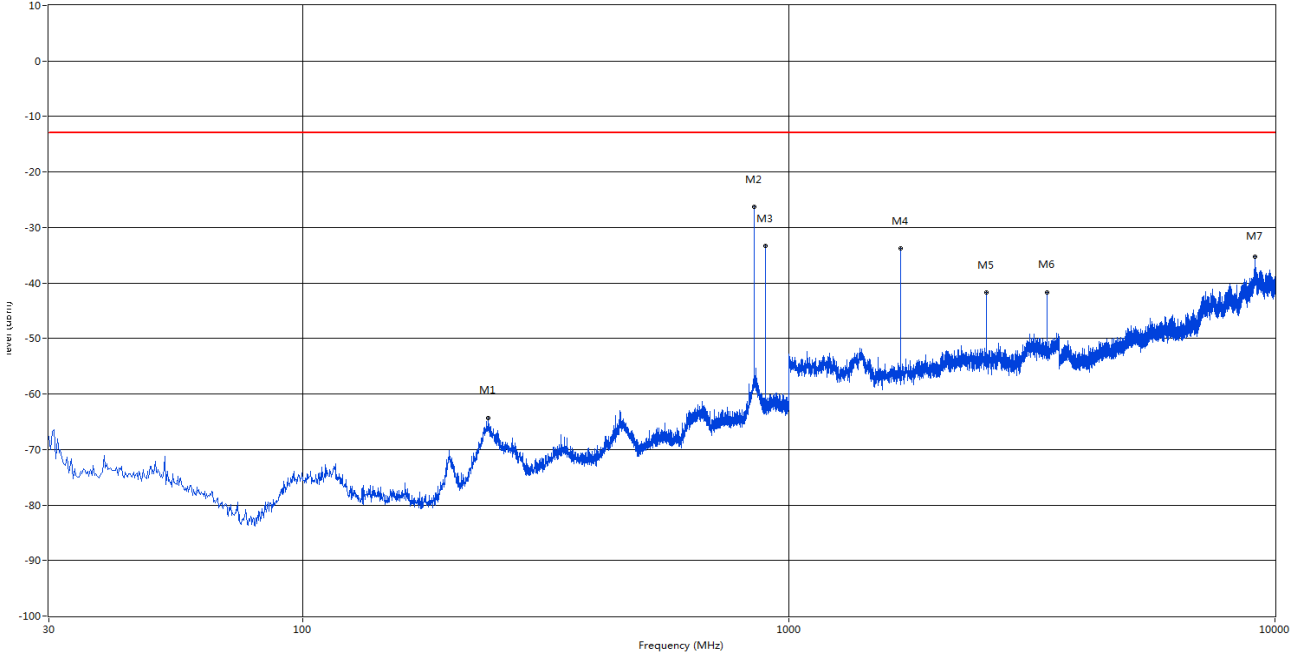
RSE Test case\_FCC PART22&24&27\_FCC PART 22



Frequency (MHz)	Result (dBm)	Factor (dB)	PK Limit (dBm)	Margin (dB)	Table (o)	ANT	EUT	Verdict
241.702	-62.91	3.15	-13.0	49.91	277.30	Horizontal	Horizontal	Pass
881.660	-28.95	8.66	-13.0	15.95	216.40	Horizontal	Horizontal	N/A
1672.750	-31.52	10.24	-13.0	18.52	134.20	Horizontal	Horizontal	Pass
2509.300	-40.48	13.19	-13.0	27.48	223.20	Horizontal	Horizontal	Pass
3345.850	-40.64	15.21	-13.0	27.64	2.40	Horizontal	Horizontal	Pass
9072.000	-36.13	34.74	-13.0	23.13	262.80	Horizontal	Horizontal	Pass

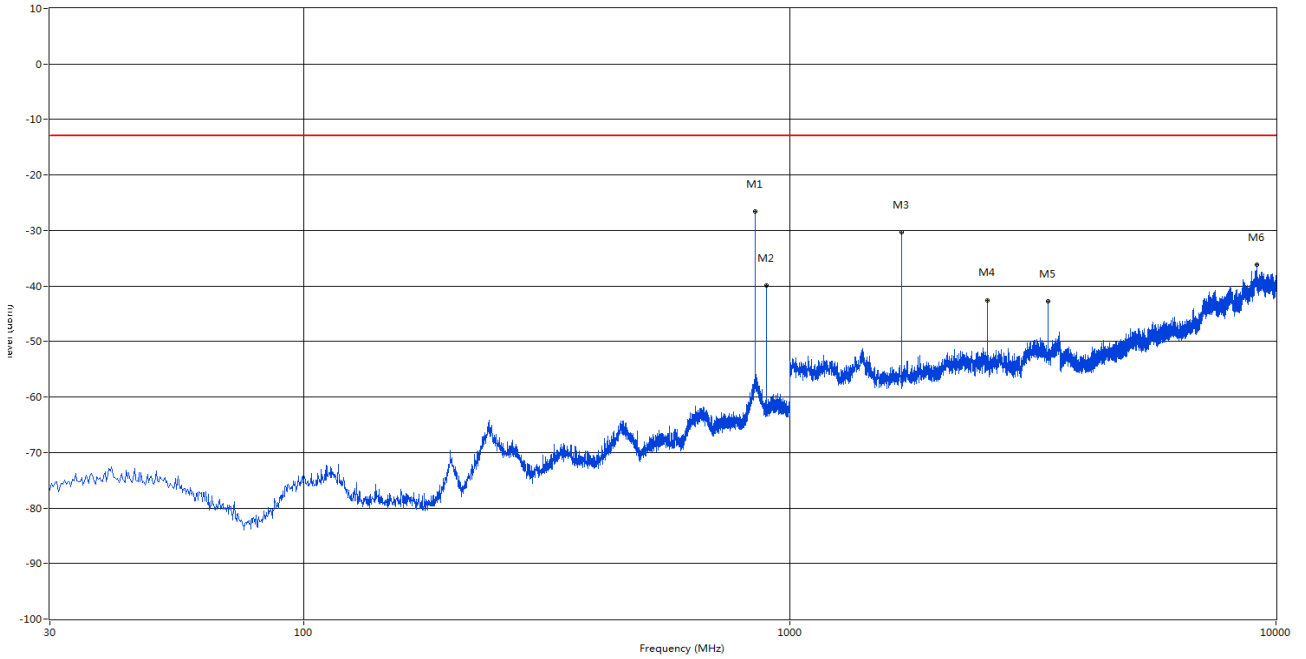
### 1.3 GSM850\_H

RSE Test case\_FCC PART22&24&27\_FCC PART 22



Frequency (MHz)	Result (dBm)	Factor (dB)	PK Limit (dBm)	Margin (dB)	Table (o)	ANT	EUT	Verdict
240.248	-64.28	3.62	-13.0	51.28	348.90	Vertical	Horizontal	Pass
848.680	-26.33	12.11	-13.0	13.33	191.30	Vertical	Horizontal	N/A
893.785	-33.31	7.84	-13.0	20.31	306.70	Vertical	Horizontal	N/A
1697.450	-33.75	9.37	-13.0	20.75	99.10	Vertical	Horizontal	Pass
2546.350	-41.71	12.45	-13.0	28.71	29.80	Vertical	Horizontal	Pass
3394.600	-41.68	14.97	-13.0	28.68	340.70	Vertical	Horizontal	Pass
9095.000	-35.30	35.13	-13.0	22.30	358.00	Vertical	Horizontal	Pass

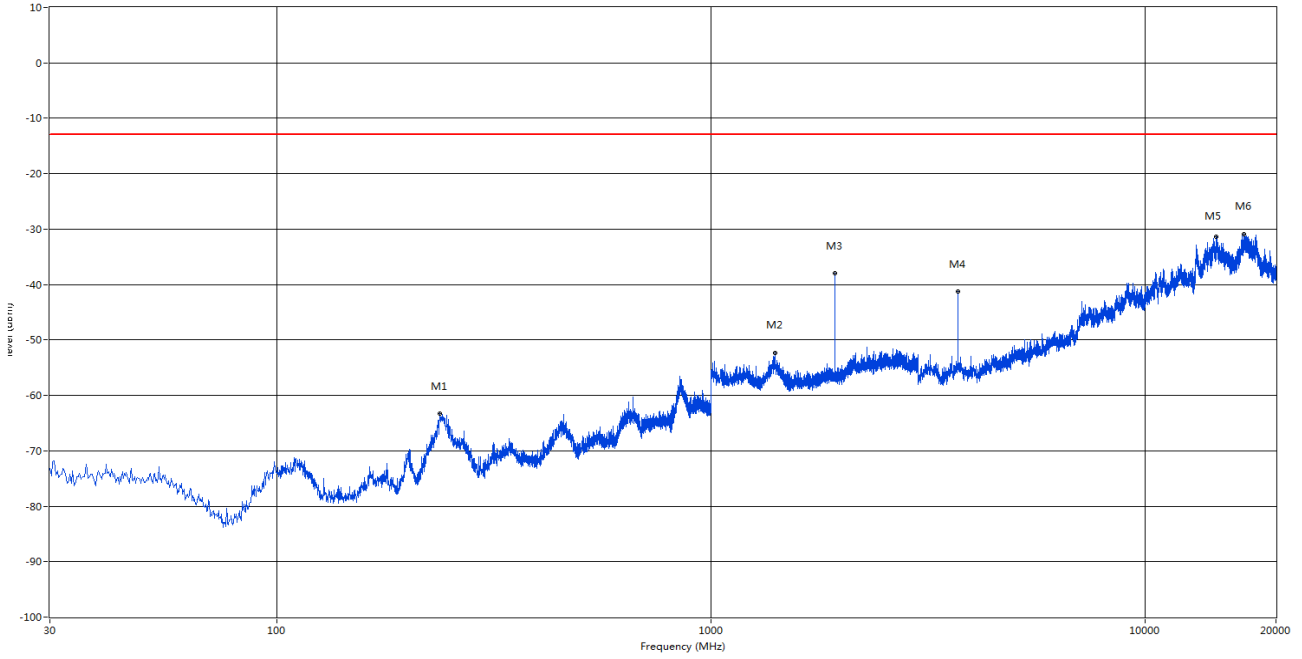
RSE Test case\_FCC PART22&24&27\_FCC PART 22



Frequency (MHz)	Result (dBm)	Factor (dB)	PK Limit (dBm)	Margin (dB)	Table (o)	ANT	EUT	Verdict
848.680	-26.63	12.11	-13.0	13.63	62.70	Horizontal	Horizontal	N/A
893.785	-39.85	7.84	-13.0	26.85	216.40	Horizontal	Horizontal	N/A
1697.450	-32.00	9.37	-13.0	19.00	359.20	Horizontal	Horizontal	Pass
2546.350	-42.56	12.45	-13.0	29.56	254.00	Horizontal	Horizontal	Pass
3394.600	-43.21	14.97	-13.0	30.21	76.80	Horizontal	Horizontal	Pass
9119.000	-36.14	35.22	-13.0	23.14	359.70	Horizontal	Horizontal	Pass

## 1.4 GSM1900\_L

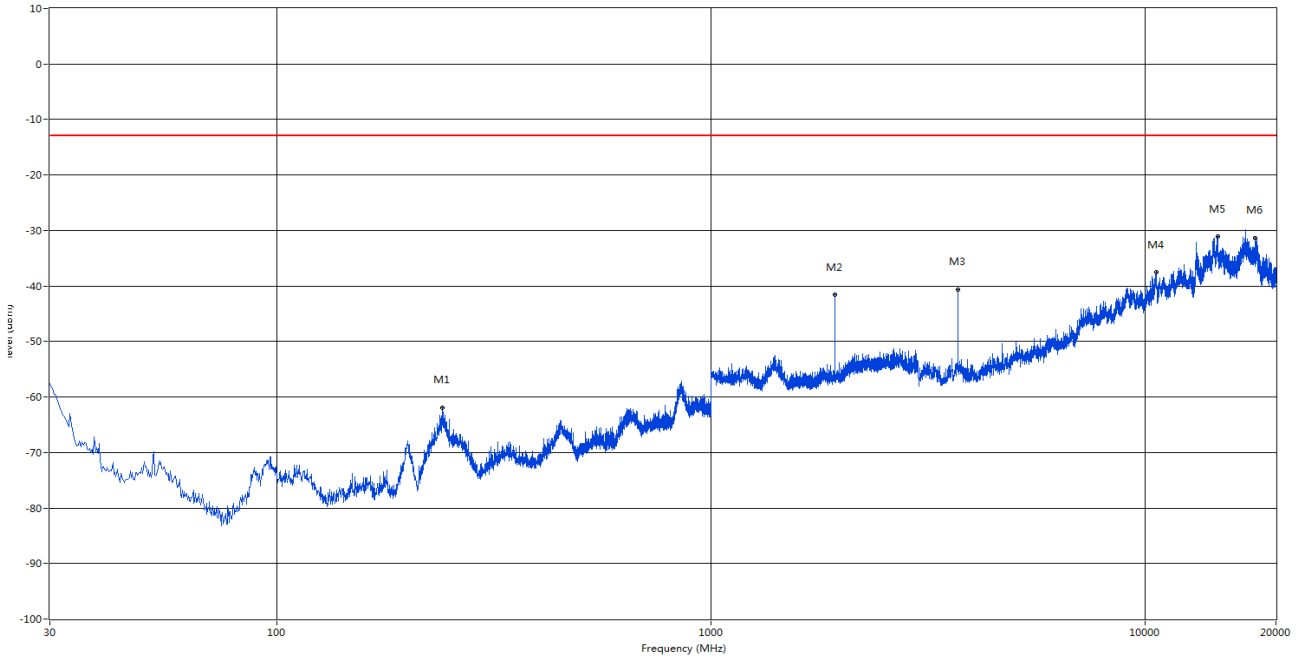
RSE Test case\_FCC PART22&24&27\_FCC PART 24



Frequency (MHz)	Result (dBm)	Factor (dB)	PK Limit (dBm)	Margin (dB)	Table (o)	ANT	EUT	Verdict
237.095	-63.32	2.61	-13.0	50.32	83.80	Horizontal	Horizontal	Pass
1403.500	-52.31	10.70	-13.0	39.31	121.30	Horizontal	Horizontal	Pass
1930.000	-38.01	9.71	-13.0	25.01	359.20	Horizontal	Horizontal	N/A
3699.562	-41.32	19.83	-13.0	28.32	39.50	Horizontal	Horizontal	Pass
14566.125	-31.43	40.48	-13.0	18.43	290.80	Horizontal	Horizontal	Pass
16857.125	-30.87	38.54	-13.0	17.87	214.90	Horizontal	Horizontal	Pass



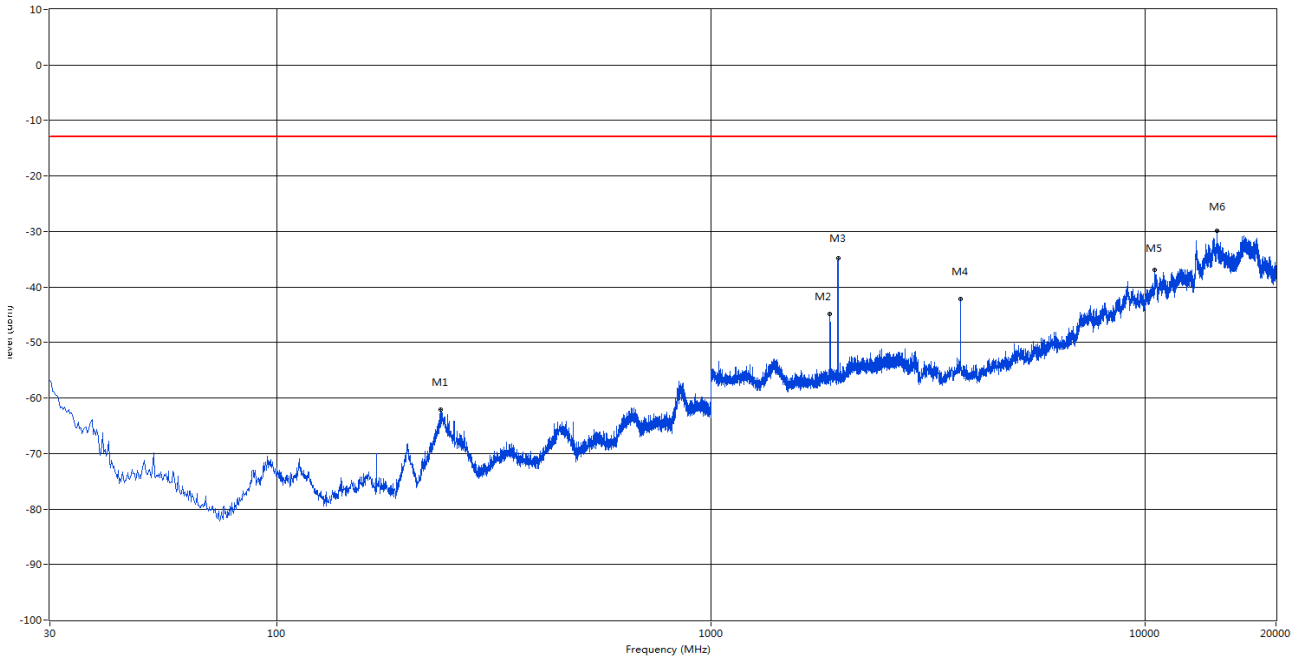
RSE Test case\_FCC PART22&24&27\_FCC PART 24



Frequency (MHz)	Result (dBm)	Factor (dB)	PK Limit (dBm)	Margin (dB)	Table (o)	ANT	EUT	Verdict
240.975	-61.86	3.49	-13.0	48.86	109.90	Vertical	Vertical	Pass
1930.000	-41.56	9.71	-13.0	28.56	22.30	Vertical	Vertical	N/A
3699.562	-43.00	19.83	-13.0	30.00	225.50	Vertical	Vertical	Pass
10590.375	-37.54	37.37	-13.0	24.54	81.40	Vertical	Vertical	Pass
14671.250	-31.06	41.42	-13.0	18.06	327.40	Vertical	Vertical	Pass
17937.375	-31.29	38.93	-13.0	18.29	305.20	Vertical	Vertical	Pass

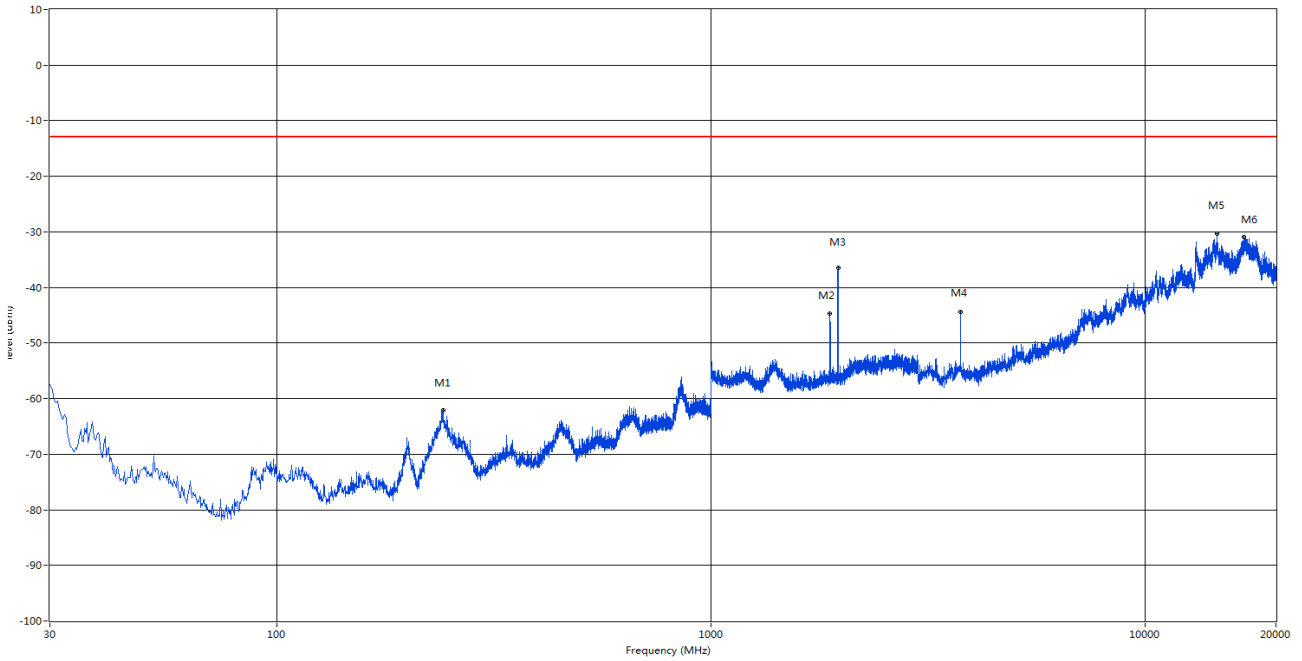
## 1.5 GSM1900\_M

RSE Test case\_FCC PART22&24&27\_FCC PART 24



Frequency (MHz)	Result (dBm)	Factor (dB)	PK Limit (dBm)	Margin (dB)	Table (o)	ANT	EUT	Verdict
238.550	-62.02	3.28	-13.0	49.02	113.10	Horizontal	Horizontal	Pass
1880.000	-44.79	9.76	-13.0	31.79	103.70	Horizontal	Horizontal	N/A
1960.000	-34.82	9.64	-13.0	21.82	0.10	Horizontal	Horizontal	N/A
3760.500	-42.20	19.70	-13.0	29.20	230.70	Horizontal	Horizontal	Pass
10517.250	-36.94	35.72	-13.0	23.94	131.90	Horizontal	Horizontal	Pass
14658.562	-29.80	41.64	-13.0	16.80	264.00	Horizontal	Horizontal	Pass

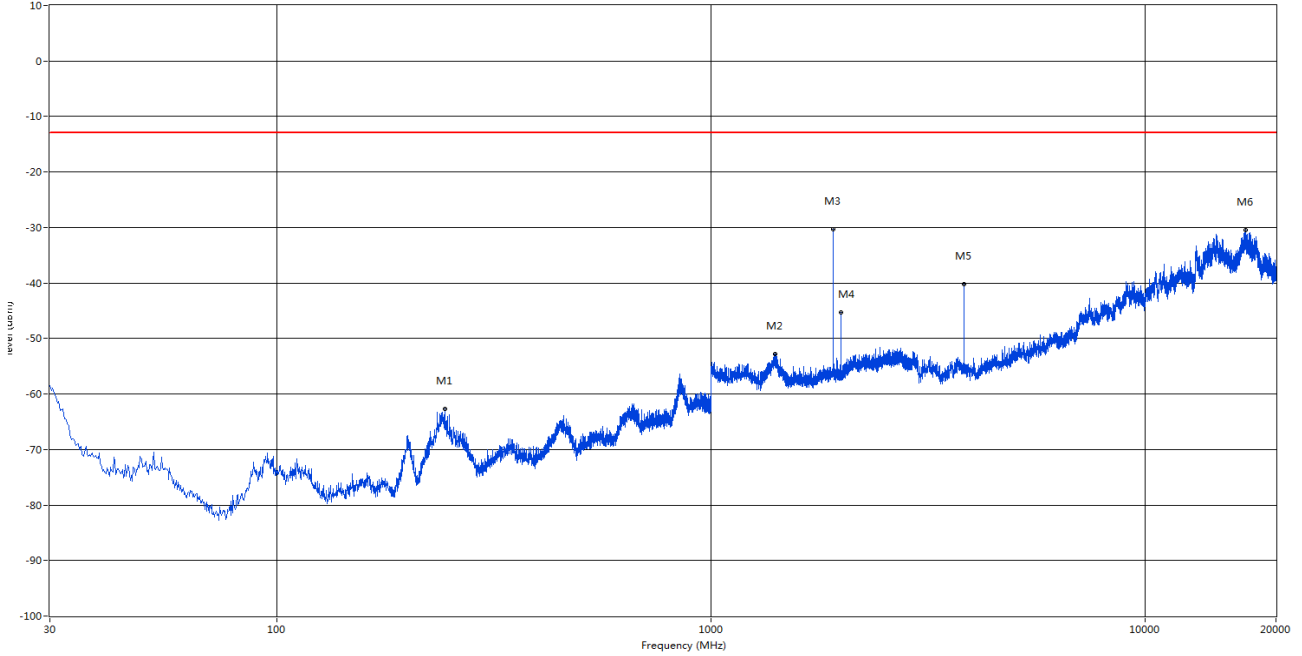
RSE Test case\_FCC PART22&24&27\_FCC PART 24



Frequency (MHz)	Result (dBm)	Factor (dB)	PK Limit (dBm)	Margin (dB)	Table (o)	ANT	EUT	Verdict
241.702	-62.12	3.26	-13.0	49.12	107.30	Vertical	Vertical	Pass
1880.000	-44.75	9.76	-13.0	31.75	1.90	Vertical	Vertical	N/A
1960.000	-36.38	9.64	-13.0	23.38	277.30	Vertical	Vertical	N/A
3760.500	-44.44	19.70	-13.0	31.44	343.20	Vertical	Vertical	Pass
14658.562	-30.25	41.64	-13.0	17.25	204.50	Vertical	Vertical	Pass
16871.625	-30.89	38.63	-13.0	17.89	320.90	Vertical	Vertical	Pass

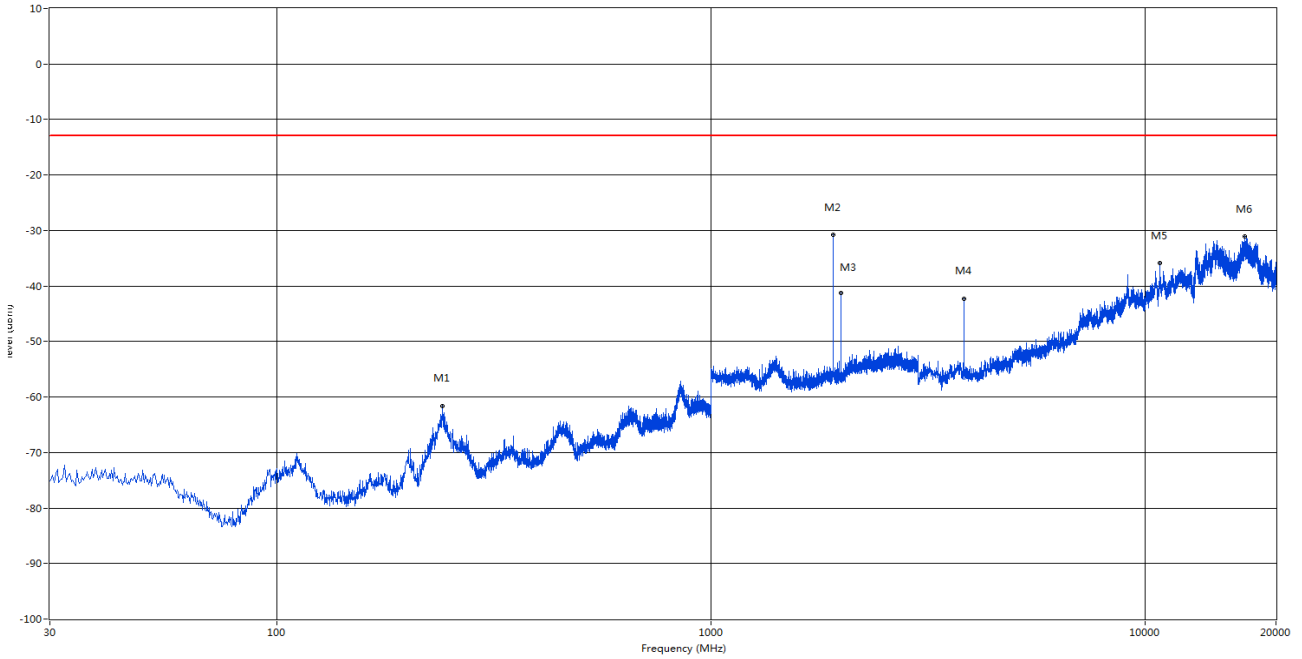
## 1.6 GSM1900\_H

RSE Test case\_FCC PART22&24&27\_FCC PART 24



Frequency (MHz)	Result (dBm)	Factor (dB)	PK Limit (dBm)	Margin (dB)	Table (o)	ANT	EUT	Verdict
243.400	-62.72	2.71	-13.0	49.72	88.40	Vertical	Vertical	Pass
1406.000	-52.74	10.56	-13.0	39.74	56.80	Vertical	Vertical	Pass
1910.000	-30.25	9.77	-13.0	17.25	360.60	Vertical	Vertical	N/A
1989.500	-45.25	9.54	-13.0	32.25	108.70	Vertical	Vertical	N/A
3819.000	-40.18	19.17	-13.0	27.18	310.40	Vertical	Vertical	Pass
17025.688	-30.43	39.12	-13.0	17.43	336.30	Vertical	Vertical	Pass

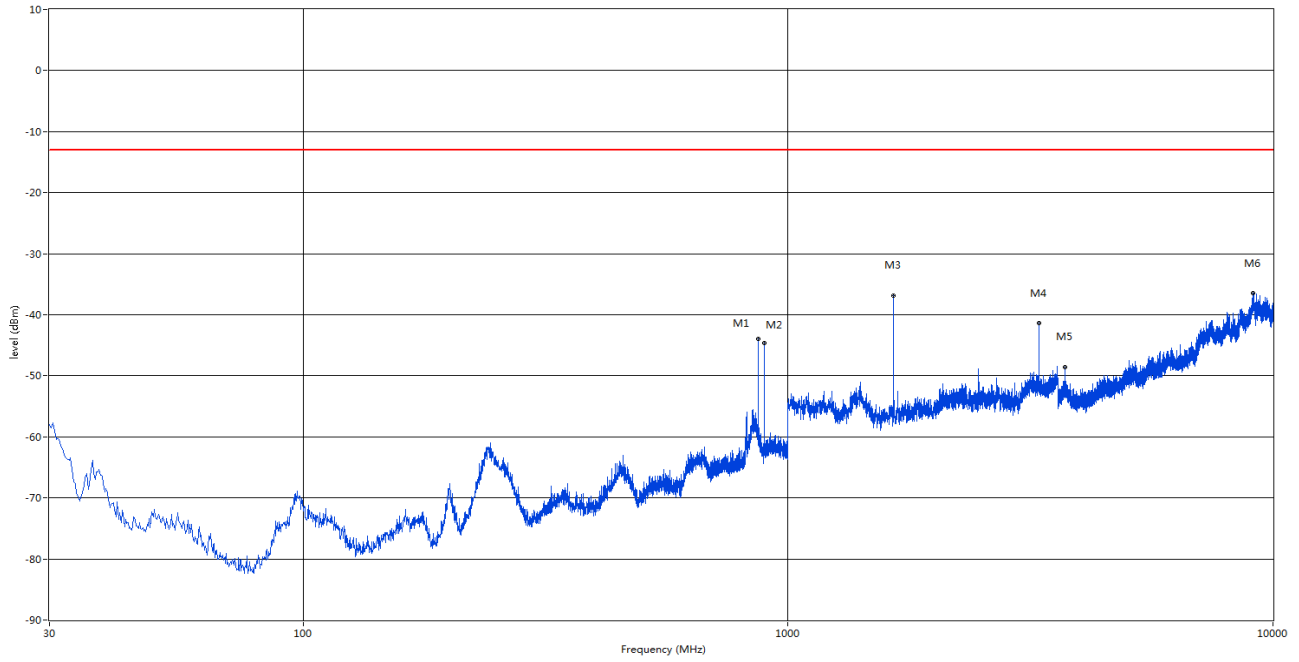
RSE Test case\_FCC PART22&24&27\_FCC PART 24



Frequency (MHz)	Result (dBm)	Factor (dB)	PK Limit (dBm)	Margin (dB)	Table (o)	ANT	EUT	Verdict
240.248	-61.59	3.76	-13.0	48.59	99.10	Horizontal	Horizontal	Pass
1910.000	-30.82	9.77	-13.0	17.82	34.90	Horizontal	Horizontal	N/A
1989.500	-41.31	9.54	-13.0	28.31	1.30	Horizontal	Horizontal	N/A
3819.000	-42.23	19.17	-13.0	29.23	37.90	Horizontal	Horizontal	Pass
10792.688	-35.91	37.64	-13.0	22.91	0.00	Horizontal	Horizontal	Pass
16969.500	-31.07	38.86	-13.0	18.07	357.20	Horizontal	Horizontal	Pass

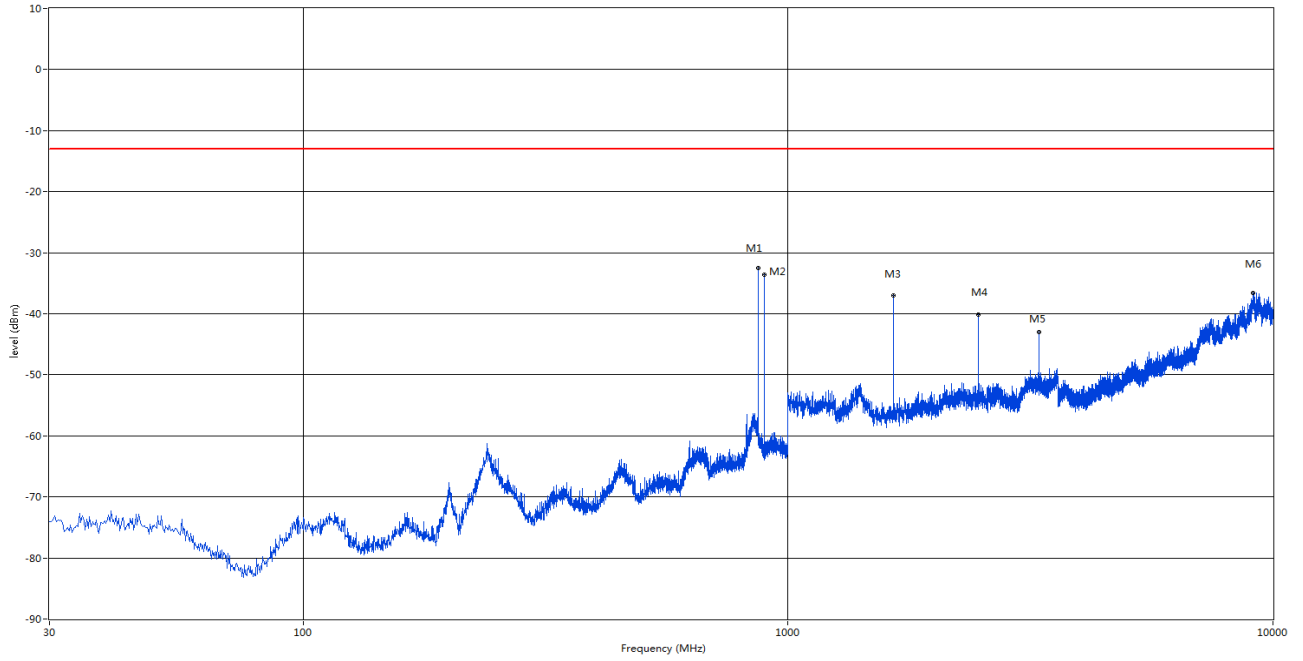
## 1.7 EGPRS850\_L

RSE Test case\_FCC PART22&24&27\_FCC PART 22



Frequency (MHz)	Result (dBm)	Factor (dB)	PK Limit (dBm)	Margin (dB)	Table (o)	ANT	EUT	Verdict
869.292	-43.93	10.05	-13.0	30.93	273.80	Vertical	Vertical	N/A
893.785	-44.58	7.84	-13.0	31.58	231.30	Vertical	Vertical	N/A
1648.050	-36.88	8.89	-13.0	23.88	354.10	Vertical	Vertical	Pass
3296.450	-41.36	15.84	-13.0	28.36	3.20	Vertical	Vertical	Pass
3731.400	-48.62	19.83	-13.0	35.62	150.90	Vertical	Vertical	Pass
9104.000	-36.50	35.28	-13.0	23.50	346.70	Vertical	Vertical	Pass

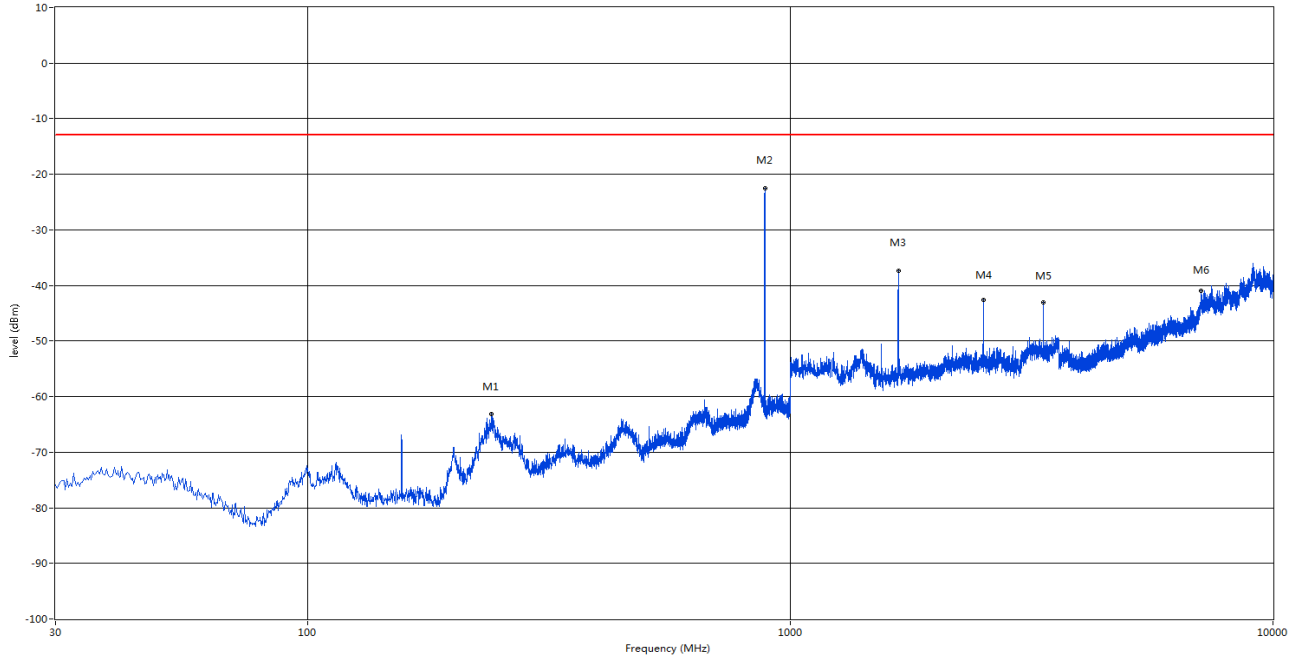
RSE Test case\_FCC PART22&24&27\_FCC PART 22



Frequency (MHz)	Result (dBm)	Factor (dB)	PK Limit (dBm)	Margin (dB)	Table (o)	ANT	EUT	Verdict
869.292	-32.48	10.05	-13.0	19.48	269.10	Horizontal	Horizontal	N/A
893.785	-33.59	7.84	-13.0	20.59	264.30	Horizontal	Horizontal	N/A
1648.050	-36.94	8.89	-13.0	23.94	100.80	Horizontal	Horizontal	Pass
2472.250	-40.18	12.44	-13.0	27.18	100.80	Horizontal	Horizontal	Pass
3296.450	-42.99	15.84	-13.0	29.99	50.80	Horizontal	Horizontal	Pass
9095.999	-36.54	35.15	-13.0	23.54	198.20	Horizontal	Horizontal	Pass

## 1.8 EGPRS850\_M

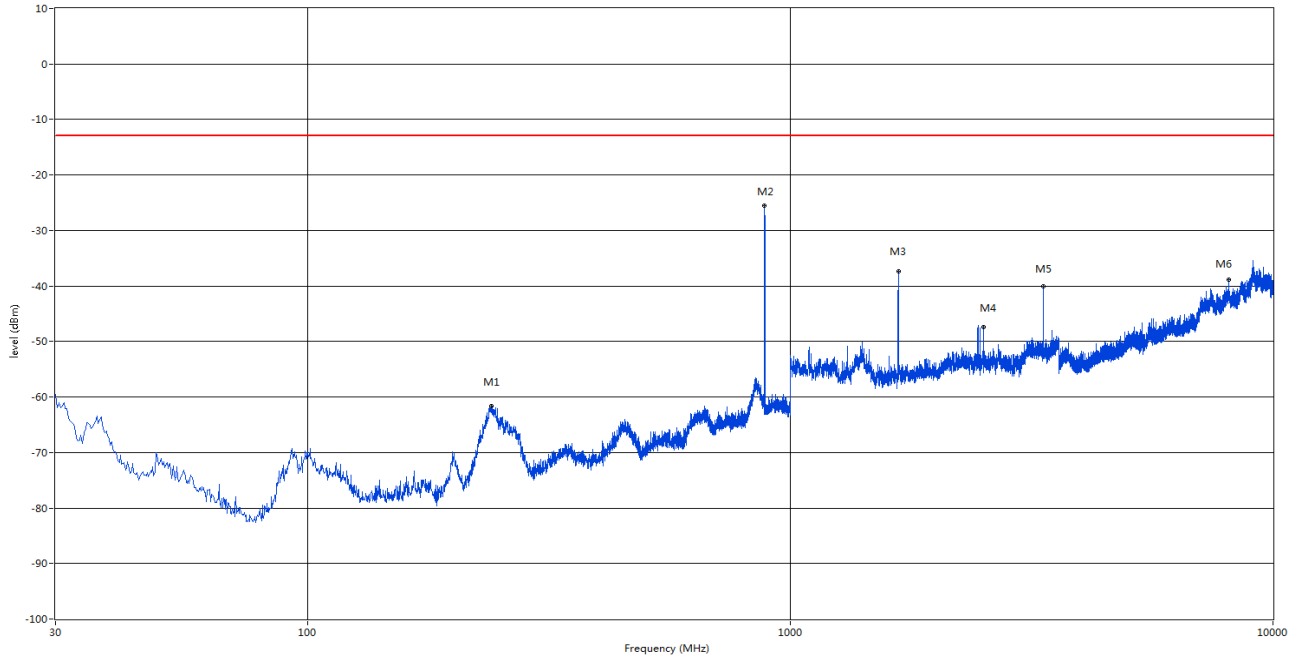
RSE Test case\_FCC PART22&24&27\_FCC PART 22



Frequency (MHz)	Result (dBm)	Factor (dB)	PK Limit (dBm)	Margin (dB)	Table (o)	ANT	EUT	Verdict
240.005	-63.10	3.76	-13.0	50.10	270.70	Horizontal	Horizontal	Pass
887.480	-22.58	7.98	-13.0	9.58	172.60	Horizontal	Horizontal	N/A
1672.750	-37.29	10.24	-13.0	24.29	54.10	Horizontal	Horizontal	Pass
2509.950	-42.64	13.03	-13.0	29.64	86.90	Horizontal	Horizontal	Pass
3345.850	-43.05	15.21	-13.0	30.05	358.60	Horizontal	Horizontal	Pass
7101.000	-40.88	28.63	-13.0	27.88	1.10	Horizontal	Horizontal	Pass



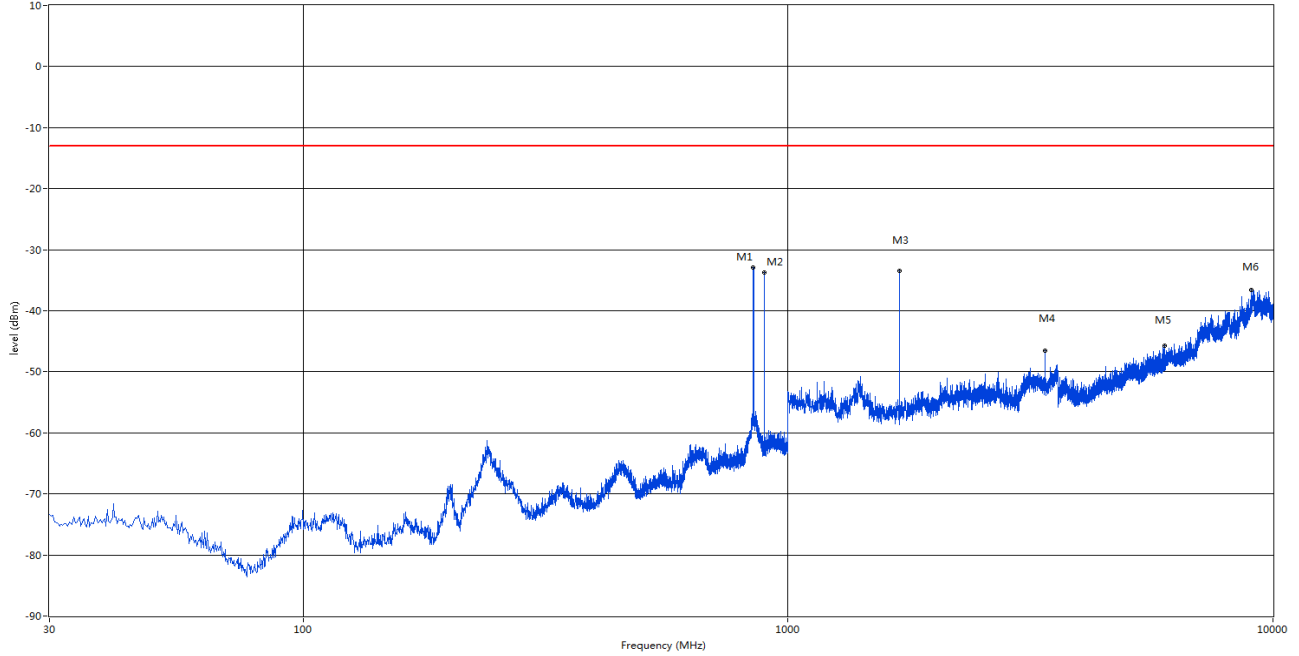
RSE Test case\_FCC PART22&24&27\_FCC PART 22



Frequency (MHz)	Result (dBm)	Factor (dB)	PK Limit (dBm)	Margin (dB)	Table (o)	ANT	EUT	Verdict
240.005	-61.66	3.76	-13.0	48.66	257.00	Vertical	Vertical	Pass
881.660	-25.58	8.66	-13.0	12.58	205.70	Vertical	Vertical	N/A
1672.750	-37.29	10.24	-13.0	24.29	265.00	Vertical	Vertical	Pass
2509.950	-47.33	13.03	-13.0	34.33	3.00	Vertical	Vertical	Pass
3346.500	-40.12	15.25	-13.0	27.12	2.00	Vertical	Vertical	Pass
8084.000	-38.80	31.67	-13.0	25.80	206.00	Vertical	Vertical	Pass

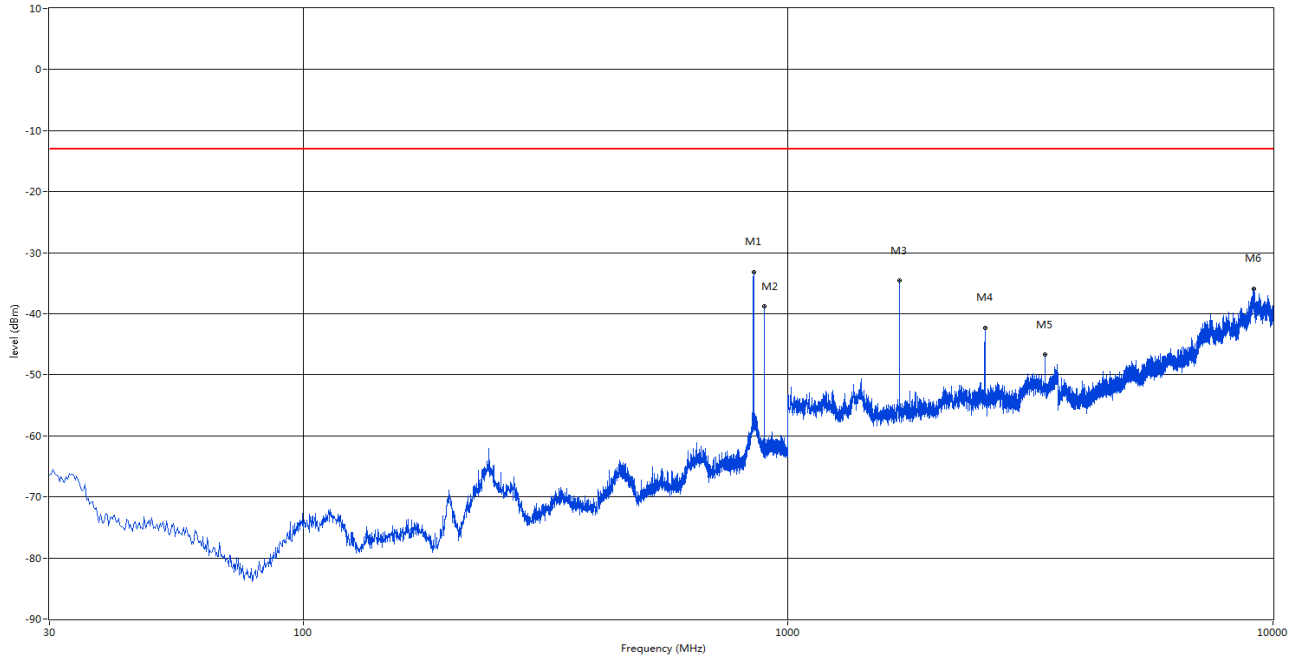
## 1.9 EGPRS850\_H

RSE Test case\_FCC PART22&24&27\_FCC PART 22



Frequency (MHz)	Result (dBm)	Factor (dB)	PK Limit (dBm)	Margin (dB)	Table (o)	ANT	EUT	Verdict
848.680	-32.97	12.11	-13.0	19.97	2.50	Horizontal	Horizontal	N/A
893.785	-33.71	7.84	-13.0	20.71	263.70	Horizontal	Horizontal	N/A
1697.450	-33.46	9.37	-13.0	20.46	130.30	Horizontal	Horizontal	Pass
3394.600	-46.59	14.97	-13.0	33.59	114.70	Horizontal	Horizontal	Pass
5975.400	-45.68	22.89	-13.0	32.68	279.70	Horizontal	Horizontal	Pass
9036.000	-36.63	34.13	-13.0	23.63	253.20	Horizontal	Horizontal	Pass

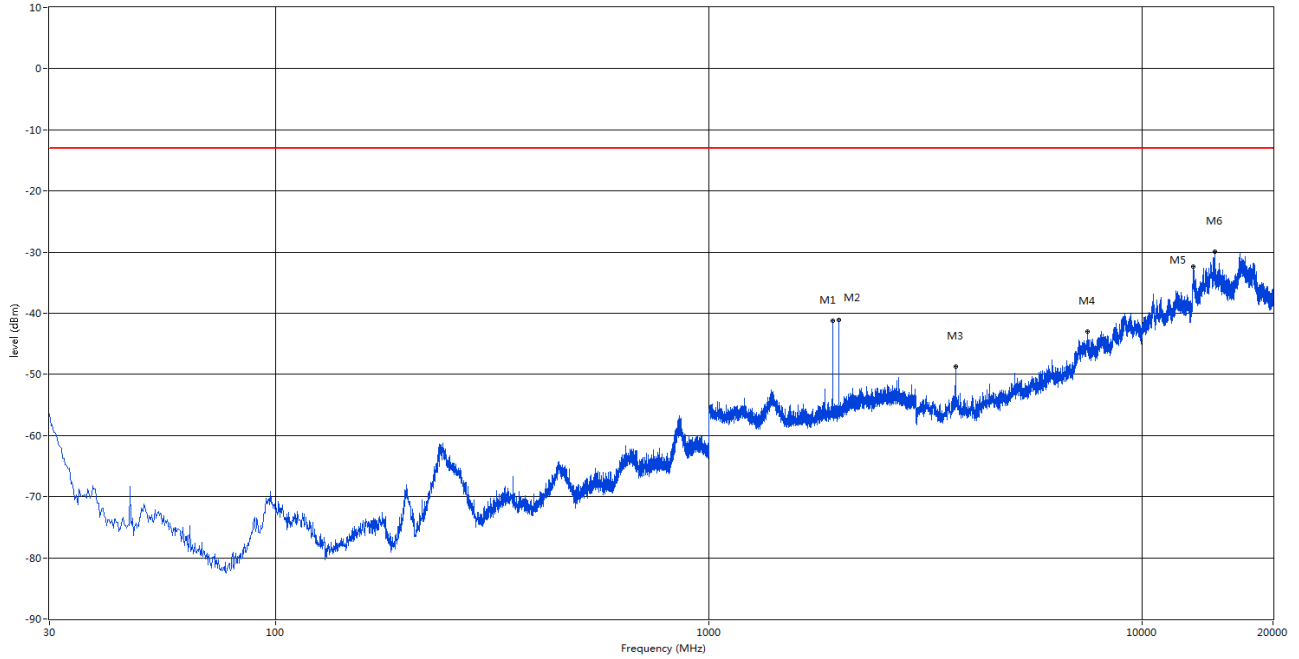
RSE Test case\_FCC PART22&24&27\_FCC PART 22



Frequency (MHz)	Result (dBm)	Factor (dB)	PK Limit (dBm)	Margin (dB)	Table (o)	ANT	EUT	Verdict
848.922	-33.12	12.13	-13.0	20.12	360.00	Vertical	Vertical	N/A
893.785	-38.74	7.84	-13.0	25.74	190.60	Vertical	Vertical	N/A
1697.450	-34.60	9.37	-13.0	21.60	83.70	Vertical	Vertical	Pass
2546.350	-42.26	12.45	-13.0	29.26	343.00	Vertical	Vertical	Pass
3394.600	-46.65	14.97	-13.0	33.65	318.20	Vertical	Vertical	Pass
9132.000	-35.86	34.90	-13.0	22.86	42.40	Vertical	Vertical	Pass

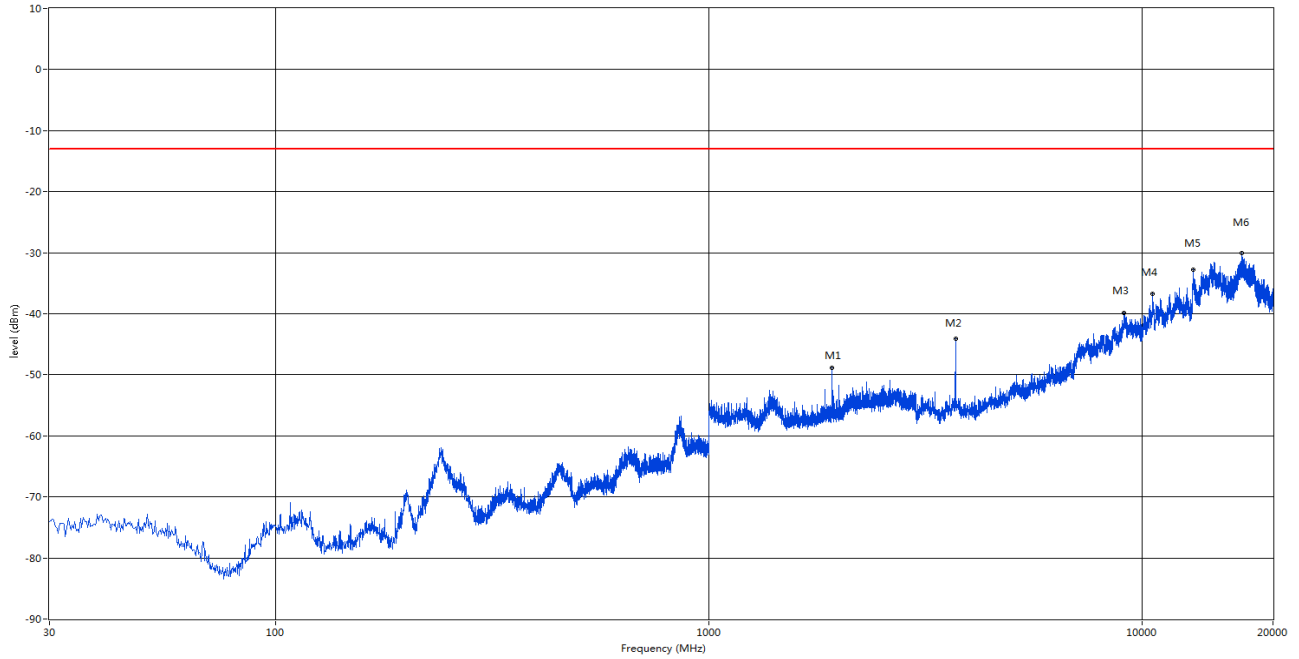
## 1.10 EGPRS1900\_L

RSE Test case\_FCC PART22&24&27\_FCC PART 24



Frequency (MHz)	Result (dBm)	Factor (dB)	PK Limit (dBm)	Margin (dB)	Table (o)	ANT	EUT	Verdict
1930.000	-41.26	9.71	-13.0	28.26	71.90	Vertical	Vertical	N/A
1989.500	-41.12	9.54	-13.0	28.12	310.80	Vertical	Vertical	N/A
3699.562	-48.69	19.83	-13.0	35.69	235.60	Vertical	Vertical	Pass
7463.063	-43.04	30.49	-13.0	30.04	210.10	Vertical	Vertical	Pass
13098.000	-32.36	42.37	-13.0	19.36	124.20	Vertical	Vertical	Pass
14674.875	-29.97	41.36	-13.0	16.97	8.30	Vertical	Vertical	Pass

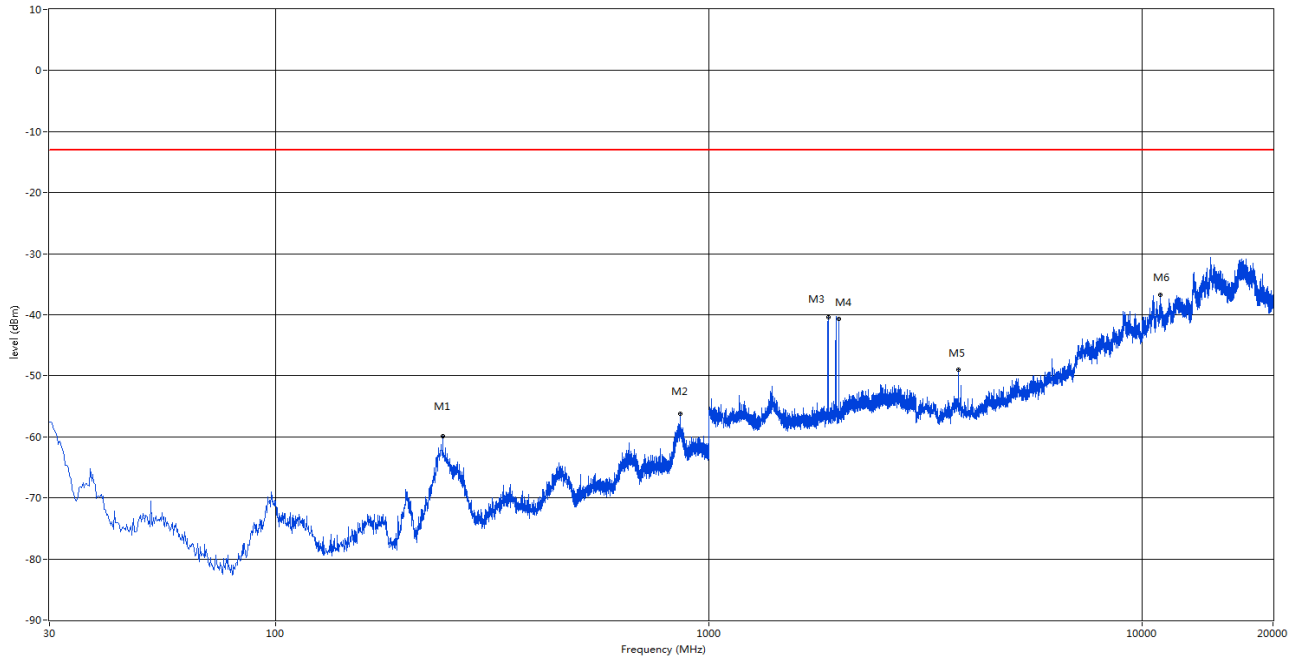
RSE Test case\_FCC PART22&24&27\_FCC PART 24



Frequency (MHz)	Result (dBm)	Factor (dB)	PK Limit (dBm)	Margin (dB)	Table (o)	ANT	EUT	Verdict
1921.500	-48.86	9.74	-13.0	35.86	283.20	Horizontal	Horizontal	N/A
3699.562	-44.06	19.83	-13.0	31.06	81.50	Horizontal	Horizontal	Pass
9076.688	-39.87	34.82	-13.0	26.87	0.00	Horizontal	Horizontal	Pass
10566.000	-36.78	37.15	-13.0	23.78	237.10	Horizontal	Horizontal	Pass
13092.563	-32.77	42.04	-13.0	19.77	192.90	Horizontal	Horizontal	Pass
16920.563	-30.09	38.82	-13.0	17.09	169.60	Horizontal	Horizontal	Pass

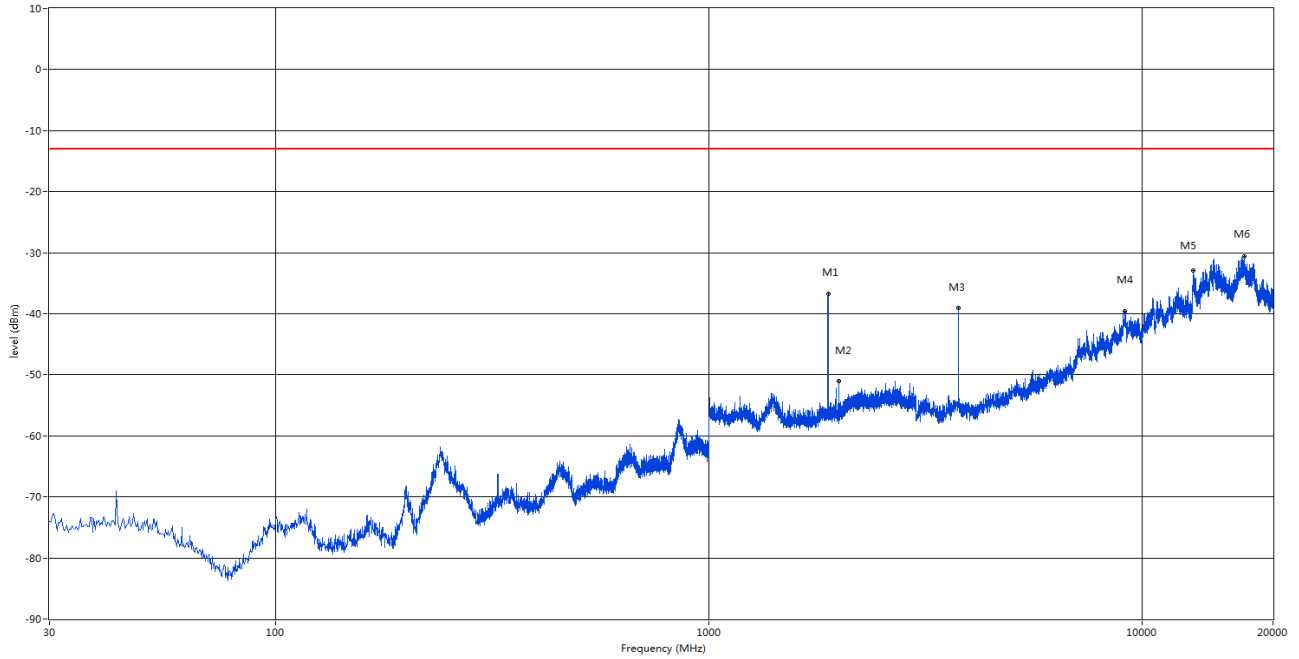
## 1.11 EGPRS1900\_M

RSE Test case\_FCC PART22&24&27\_FCC PART 24



Frequency (MHz)	Result (dBm)	Factor (dB)	PK Limit (dBm)	Margin (dB)	Table (o)	ANT	EUT	Verdict
242.672	-59.96	2.95	-13.0	46.96	358.90	Vertical	Vertical	Pass
855.470	-56.26	11.15	-13.0	43.26	58.30	Vertical	Vertical	Pass
1880.000	-40.45	9.76	-13.0	27.45	293.10	Vertical	Vertical	N/A
1989.500	-40.72	9.54	-13.0	27.72	310.60	Vertical	Vertical	N/A
3760.500	-48.96	19.70	-13.0	35.96	276.80	Vertical	Vertical	Pass
10997.437	-36.73	36.74	-13.0	23.73	337.20	Vertical	Vertical	Pass

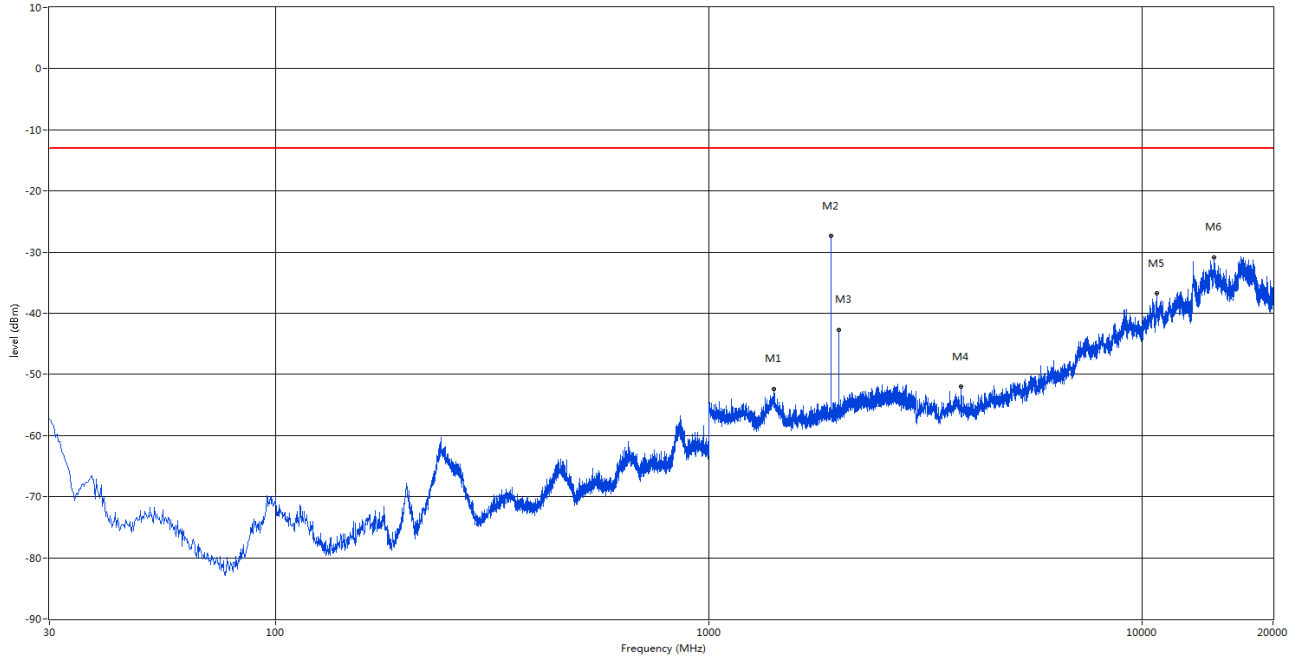
RSE Test case\_FCC PART22&24&27\_FCC PART 24



Frequency (MHz)	Result (dBm)	Factor (dB)	PK Limit (dBm)	Margin (dB)	Table (o)	ANT	EUT	Verdict
1880.000	-36.69	9.76	-13.0	23.69	87.30	Horizontal	Horizontal	N/A
1989.500	-51.00	9.54	-13.0	38.00	29.90	Horizontal	Horizontal	N/A
3760.500	-39.02	19.70	-13.0	26.02	187.30	Horizontal	Horizontal	Pass
9115.688	-39.55	35.30	-13.0	26.55	1.00	Horizontal	Horizontal	Pass
13101.625	-32.89	42.42	-13.0	19.89	339.30	Horizontal	Horizontal	Pass
17177.938	-30.59	39.96	-13.0	17.59	290.40	Horizontal	Horizontal	Pass

## 1.12 EGPRS1900\_H

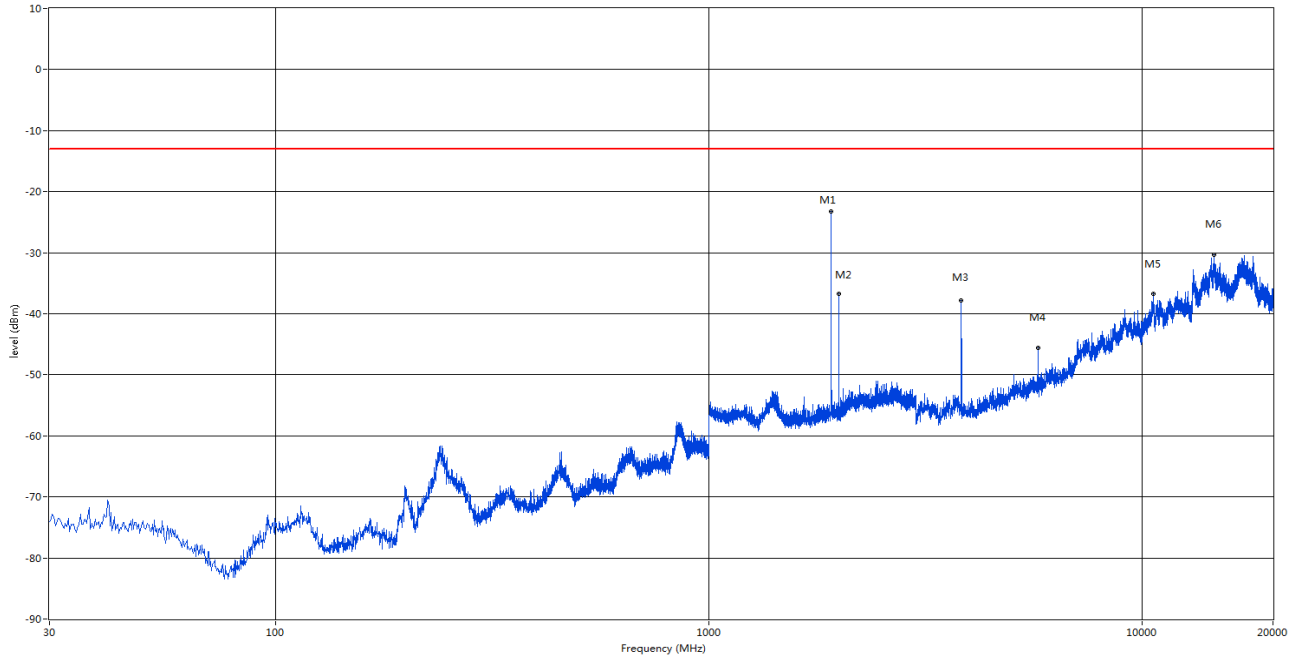
RSE Test case\_FCC PART22&24&27\_FCC PART 24



Frequency (MHz)	Result (dBm)	Factor (dB)	PK Limit (dBm)	Margin (dB)	Table (o)	ANT	EUT	Verdict
1412.500	-52.44	10.37	-13.0	39.44	351.90	Vertical	Vertical	Pass
1909.500	-27.32	9.77	-13.0	14.32	286.20	Vertical	Vertical	N/A
1989.500	-42.71	9.54	-13.0	29.71	286.20	Vertical	Vertical	N/A
3819.000	-52.03	19.17	-13.0	39.03	264.10	Vertical	Vertical	Pass
10800.000	-36.78	37.53	-13.0	23.78	264.10	Vertical	Vertical	Pass
14633.187	-30.87	41.80	-13.0	17.87	139.10	Vertical	Vertical	Pass



RSE Test case\_FCC PART22&24&27\_FCC PART 24

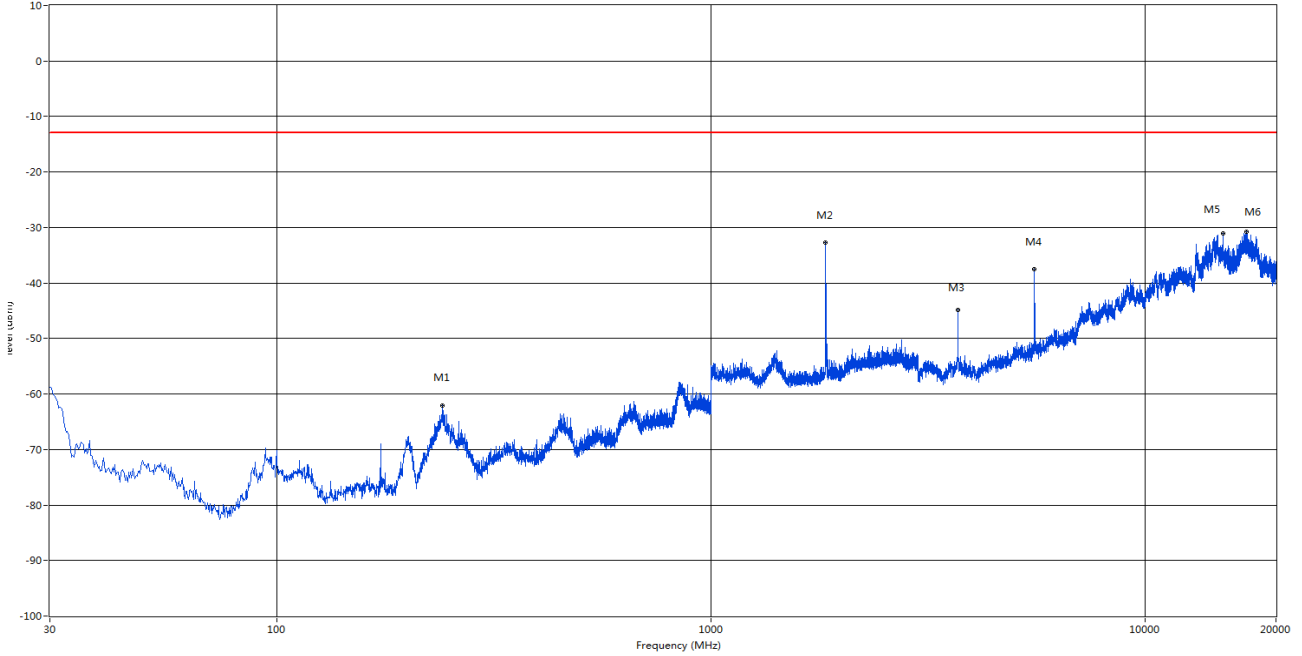


Frequency (MHz)	Result (dBm)	Factor (dB)	PK Limit (dBm)	Margin (dB)	Table (o)	ANT	EUT	Verdict
1909.500	-23.18	9.77	-13.0	10.18	79.50	Horizontal	Horizontal	N/A
1989.500	-36.68	9.54	-13.0	23.68	270.30	Horizontal	Horizontal	N/A
3819.000	-37.86	19.17	-13.0	24.86	112.50	Horizontal	Horizontal	Pass
5751.938	-45.55	22.45	-13.0	32.55	16.20	Horizontal	Horizontal	Pass
10583.063	-36.68	37.54	-13.0	23.68	360.00	Horizontal	Horizontal	Pass
14651.312	-30.26	41.76	-13.0	17.26	188.00	Horizontal	Horizontal	Pass

## 2. WCDMA Band2

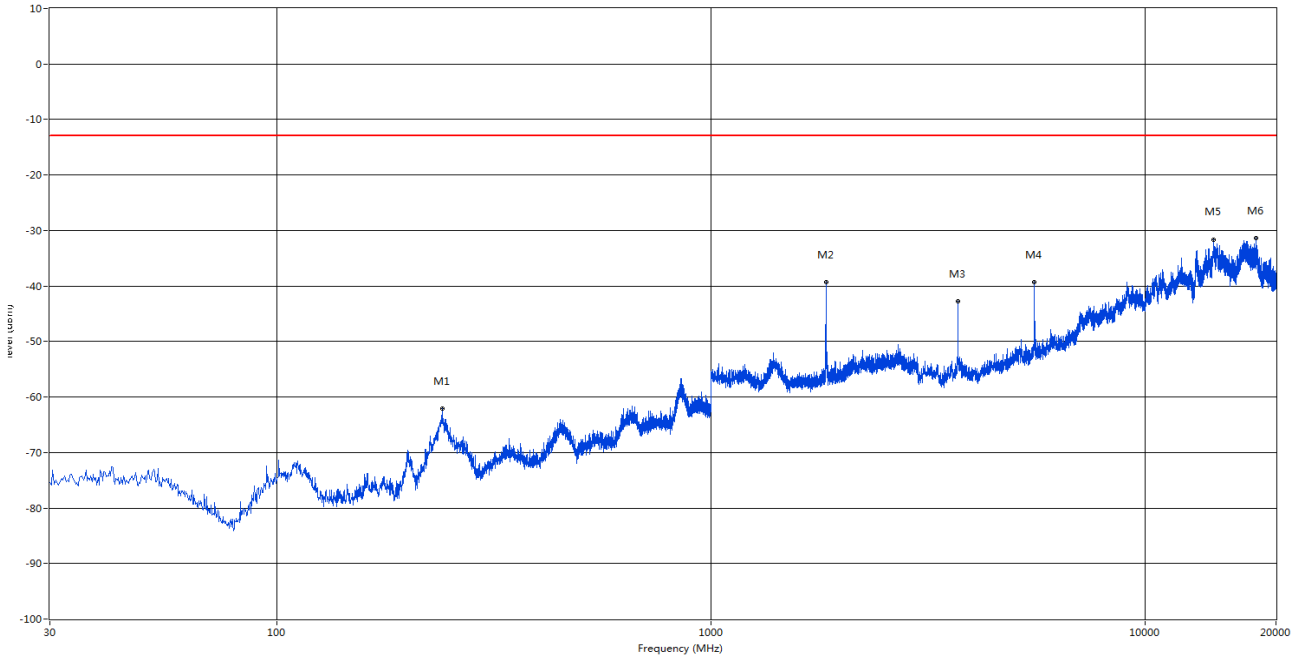
### 2.1 WCDMA BAND2\_L

RSE Test case\_FCC PART22&24&27\_FCC PART 24



Frequency (MHz)	Result (dBm)	Factor (dB)	PK Limit (dBm)	Margin (dB)	Table (o)	ANT	EUT	Verdict
240.490	-62.08	3.52	-13.0	49.08	95.80	Vertical	Vertical	Pass
1835.500	-32.72	9.68	-13.0	19.72	359.60	Vertical	Vertical	N/A
3702.000	-44.87	19.37	-13.0	31.87	247.00	Vertical	Vertical	Pass
5559.375	-42.63	22.86	-13.0	29.63	0.10	Vertical	Vertical	Pass
15100.812	-31.03	38.74	-13.0	18.03	270.80	Vertical	Vertical	Pass
17132.625	-30.75	39.87	-13.0	17.75	282.30	Vertical	Vertical	Pass

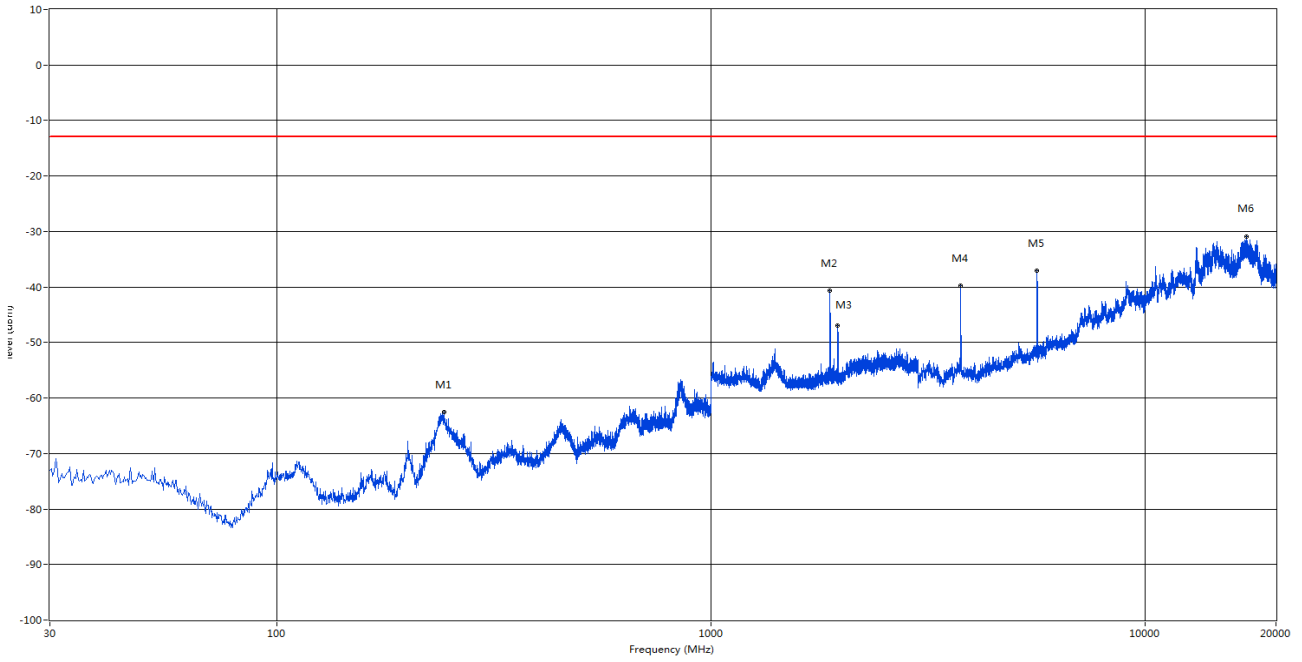
RSE Test case\_FCC PART22&24&27\_FCC PART 24



Frequency (MHz)	Result (dBm)	Factor (dB)	PK Limit (dBm)	Margin (dB)	Table (o)	ANT	EUT	Verdict
240.005	-62.15	3.79	-13.0	49.15	95.10	Horizontal	Horizontal	Pass
1838.500	-39.24	9.68	-13.0	26.24	1.50	Horizontal	Horizontal	N/A
3704.438	-42.77	19.77	-13.0	29.77	10.70	Horizontal	Horizontal	Pass
5556.938	-39.33	22.92	-13.0	26.33	52.60	Horizontal	Horizontal	Pass
14390.313	-31.61	41.57	-13.0	18.61	354.50	Horizontal	Horizontal	Pass
18008.062	-31.35	39.71	-13.0	18.35	357.30	Horizontal	Horizontal	Pass

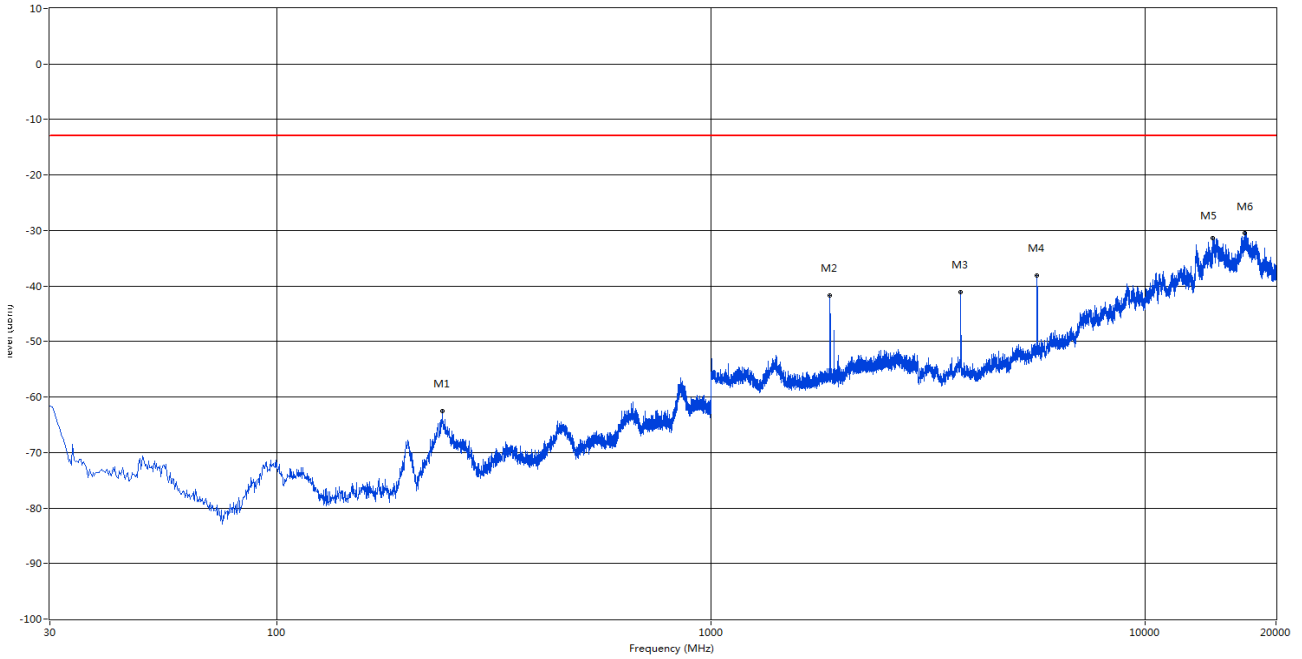
## 2.1 WCDMA BAND2\_M

RSE Test case\_FCC PART22&24&27\_FCC PART 24



Frequency (MHz)	Result (dBm)	Factor (dB)	PK Limit (dBm)	Margin (dB)	Table (o)	ANT	EUT	Verdict
242.430	-62.54	2.99	-13.0	49.54	267.70	Horizontal	Horizontal	Pass
1878.500	-40.67	9.75	-13.0	27.67	99.10	Horizontal	Horizontal	N/A
1959.500	-47.01	9.64	-13.0	34.01	360.60	Horizontal	Horizontal	N/A
3758.063	-39.81	19.95	-13.0	26.81	108.00	Horizontal	Horizontal	Pass
5637.375	-37.07	22.66	-13.0	24.07	98.50	Horizontal	Horizontal	Pass
17080.063	-30.90	39.61	-13.0	17.90	329.00	Horizontal	Horizontal	Pass

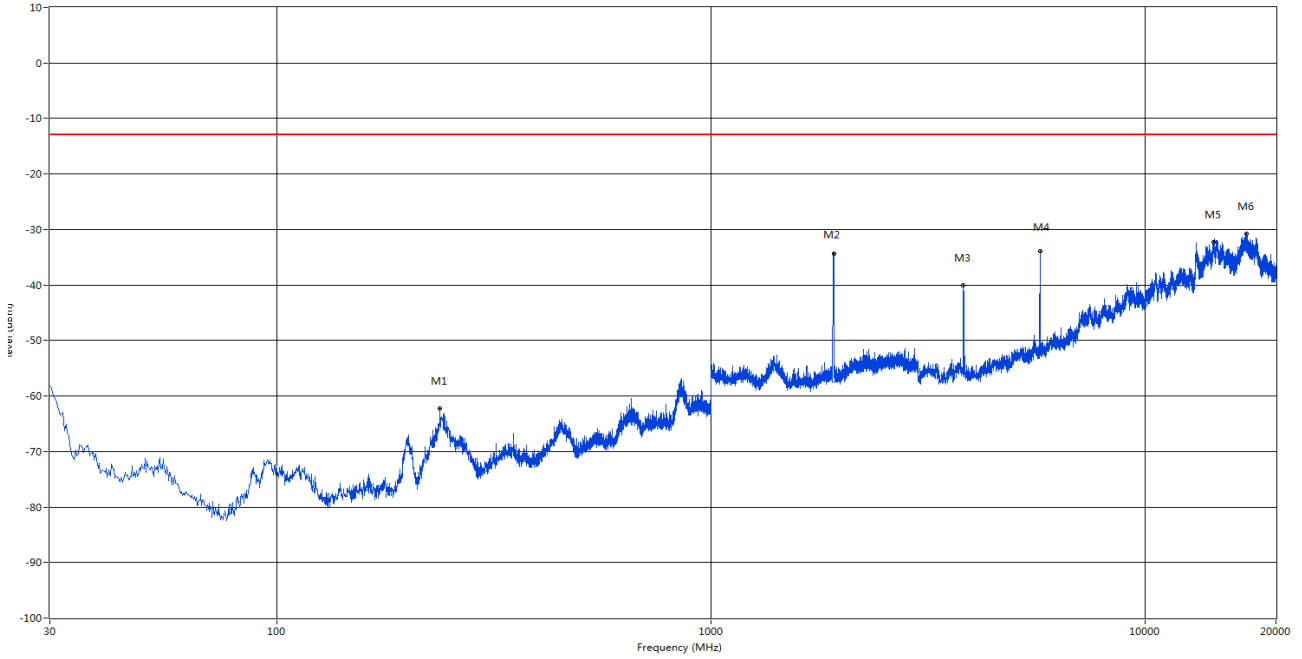
RSE Test case\_FCC PART22&24&27\_FCC PART 24



Frequency (MHz)	Result (dBm)	Factor (dB)	PK Limit (dBm)	Margin (dB)	Table (o)	ANT	EUT	Verdict
240.490	-62.55	3.52	-13.0	49.55	41.90	Vertical	Vertical	Pass
1879.000	-41.74	9.75	-13.0	28.74	7.80	Vertical	Vertical	N/A
3758.063	-41.17	19.95	-13.0	28.17	234.40	Vertical	Vertical	Pass
5637.375	-38.03	22.66	-13.0	25.03	309.50	Vertical	Vertical	Pass
14321.438	-31.34	41.47	-13.0	18.34	95.80	Vertical	Vertical	Pass
16929.625	-30.48	38.82	-13.0	17.48	34.50	Vertical	Vertical	Pass

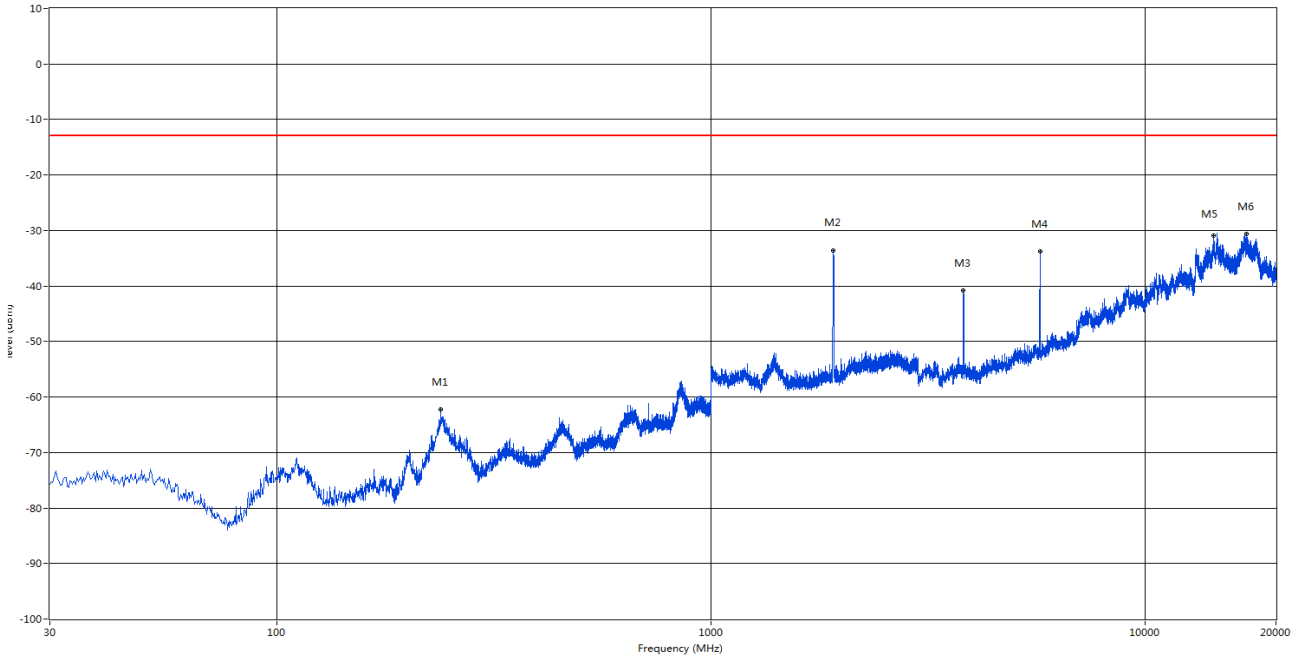
## 2.1 WCDMA BAND2\_H

RSE Test case\_FCC PART22&24&27\_FCC PART 24



Frequency (MHz)	Result (dBm)	Factor (dB)	PK Limit (dBm)	Margin (dB)	Table (o)	ANT	EUT	Verdict
237.580	-62.29	2.80	-13.0	49.29	123.10	Vertical	Vertical	Pass
1916.500	-34.40	9.75	-13.0	21.40	355.60	Vertical	Vertical	N/A
3811.687	-40.00	19.47	-13.0	27.00	254.30	Vertical	Vertical	Pass
5720.250	-36.67	22.80	-13.0	23.67	83.00	Vertical	Vertical	Pass
14350.437	-32.24	42.11	-13.0	19.24	339.30	Vertical	Vertical	Pass
17123.562	-30.72	39.85	-13.0	17.72	346.70	Vertical	Vertical	Pass

RSE Test case\_FCC PART22&24&27\_FCC PART 24

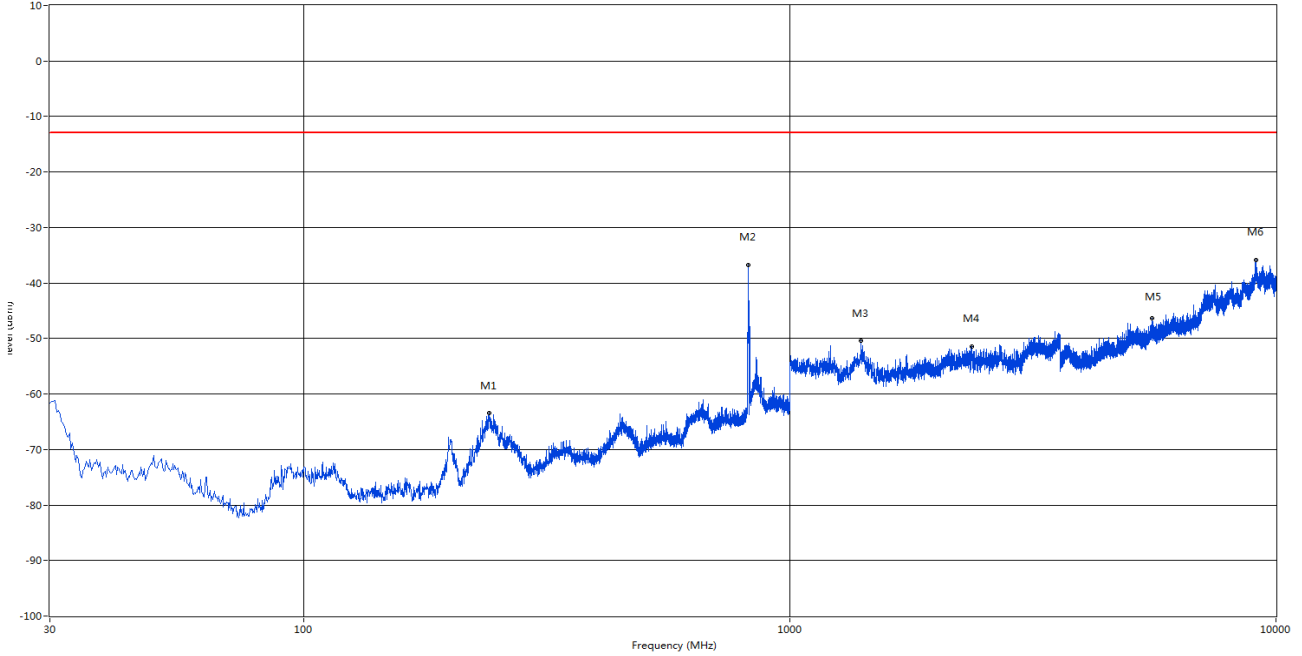


Frequency (MHz)	Result (dBm)	Factor (dB)	PK Limit (dBm)	Margin (dB)	Table (o)	ANT	EUT	Verdict
238.550	-62.28	3.28	-13.0	49.28	119.90	Horizontal	Horizontal	Pass
1913.000	-33.54	9.76	-13.0	20.54	20.80	Horizontal	Horizontal	N/A
3814.125	-40.87	19.36	-13.0	27.87	39.00	Horizontal	Horizontal	Pass
5727.563	-33.82	22.68	-13.0	20.82	48.90	Horizontal	Horizontal	Pass
14374.000	-30.84	41.87	-13.0	17.84	293.40	Horizontal	Horizontal	Pass
17076.437	-30.65	39.58	-13.0	17.65	109.30	Horizontal	Horizontal	Pass

### 3. WCDMA Band5

#### 3.1 WCDMA BAND5\_L

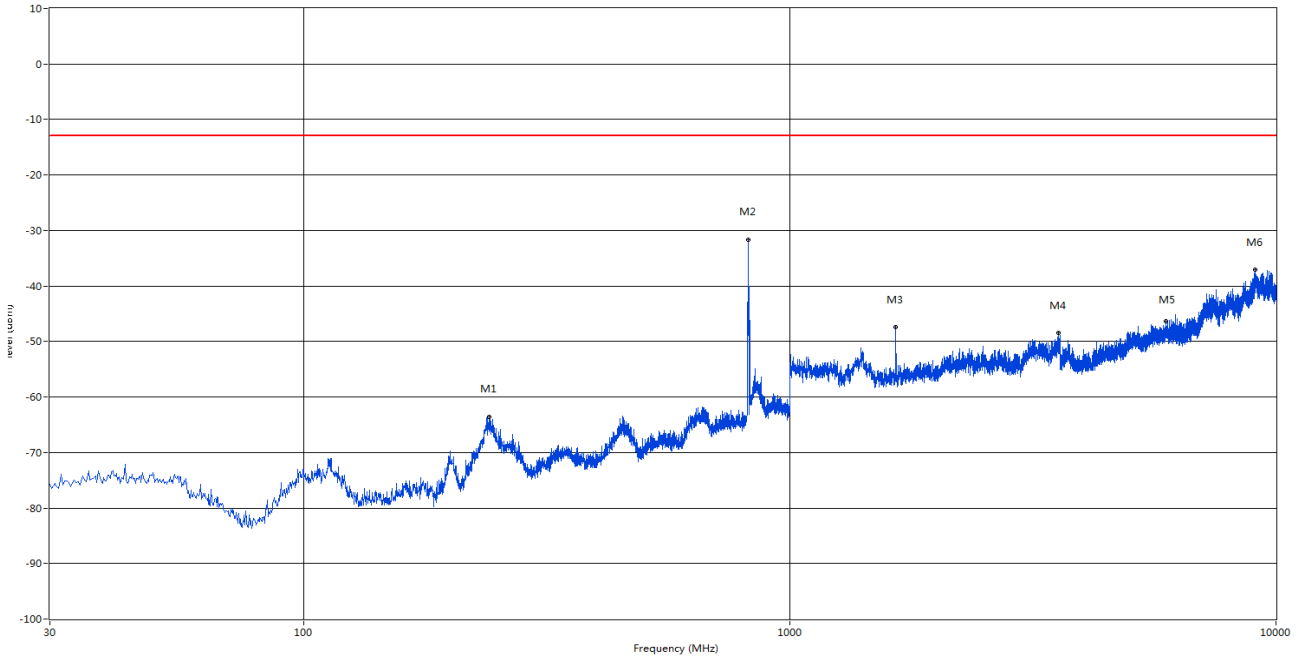
RSE Test case\_FCC PART22&24&27\_FCC PART 22



Frequency (MHz)	Result (dBm)	Factor (dB)	PK Limit (dBm)	Margin (dB)	Table (o)	ANT	EUT	Verdict
240.005	-63.49	3.76	-13.0	50.49	129.00	Vertical	Horizontal	Pass
821.520	-36.71	7.67	-13.0	23.71	160.30	Vertical	Horizontal	N/A
1398.450	-50.47	12.20	-13.0	37.47	355.60	Vertical	Horizontal	Pass
2370.200	-51.38	13.21	-13.0	38.38	266.70	Vertical	Horizontal	Pass
5565.000	-46.35	22.99	-13.0	33.35	94.00	Vertical	Horizontal	Pass
9102.000	-35.82	35.25	-13.0	22.82	359.80	Vertical	Horizontal	Pass



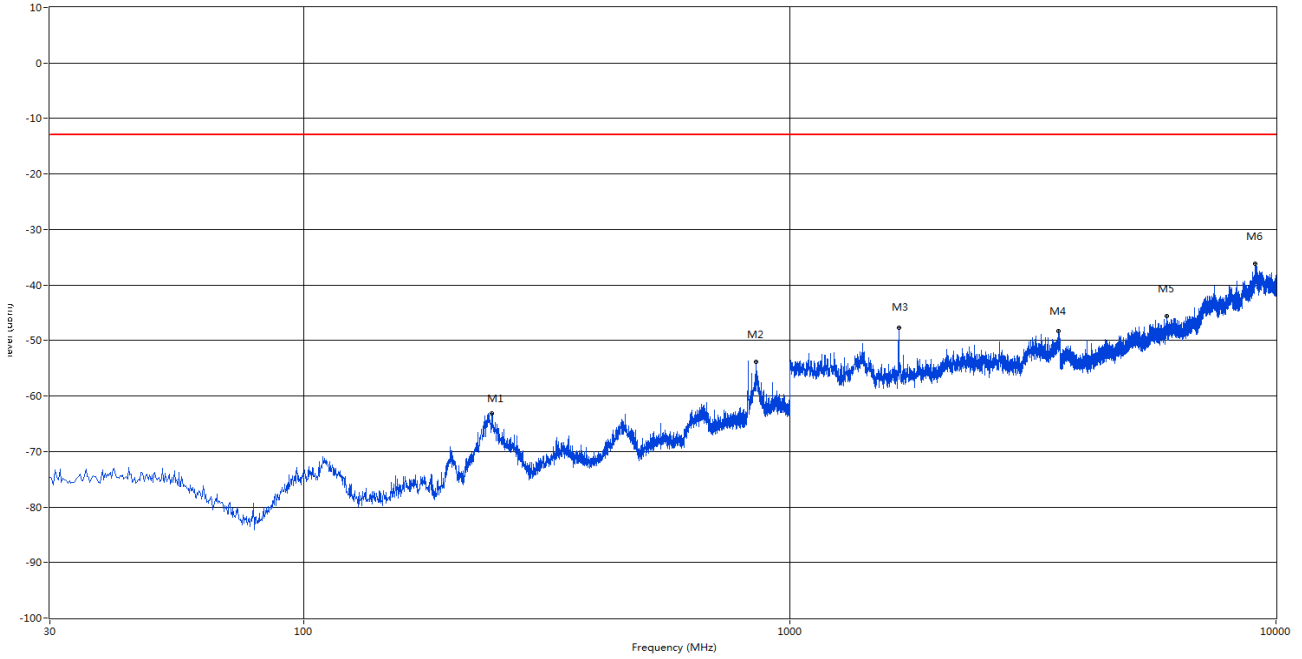
RSE Test case\_FCC PART22&24&27\_FCC PART 22



Frequency (MHz)	Result (dBm)	Factor (dB)	PK Limit (dBm)	Margin (dB)	Table (o)	ANT	EUT	Verdict
240.490	-63.65	3.60	-13.0	50.65	0.70	Horizontal	Horizontal	Pass
820.793	-31.72	7.55	-13.0	18.72	353.10	Horizontal	Horizontal	N/A
1650.000	-47.39	9.77	-13.0	34.39	278.20	Horizontal	Horizontal	Pass
3564.250	-48.38	16.41	-13.0	35.38	4.20	Horizontal	Horizontal	Pass
5948.400	-46.31	23.56	-13.0	33.31	39.10	Horizontal	Horizontal	Pass
9066.000	-37.01	34.64	-13.0	24.01	360.60	Horizontal	Horizontal	Pass

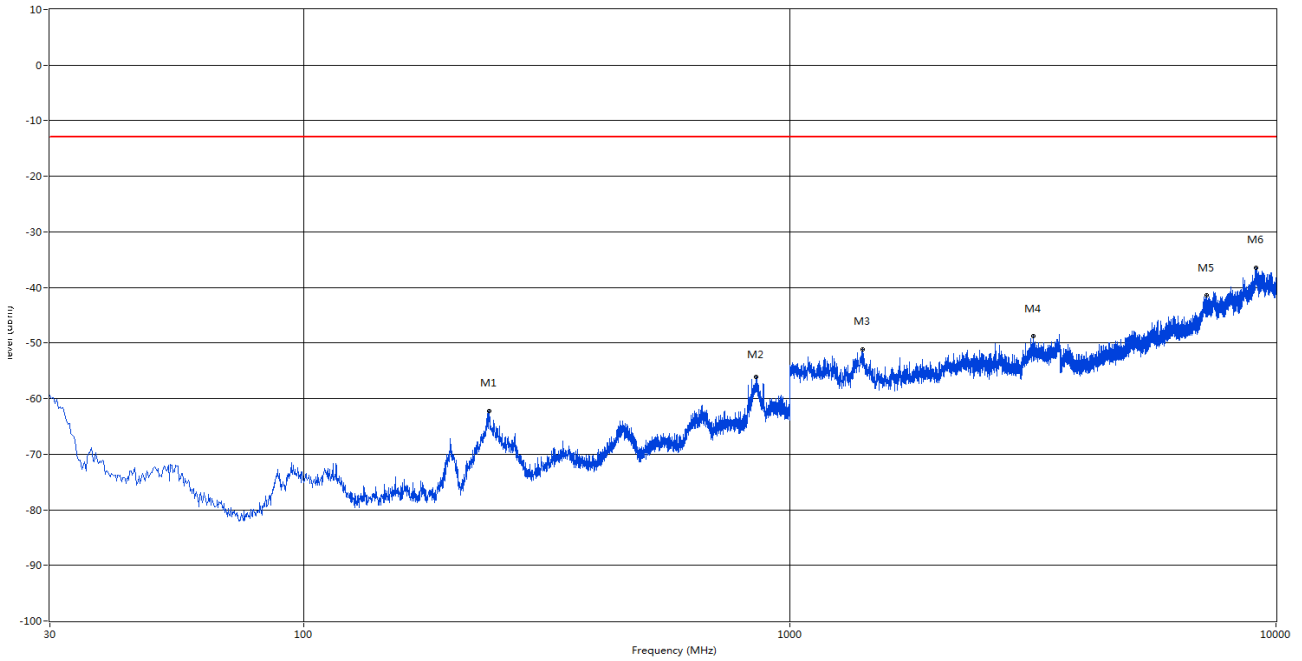
### 3.1 WCDMA BAND5\_M

RSE Test case\_FCC PART22&24&27\_FCC PART 22



Frequency (MHz)	Result (dBm)	Factor (dB)	PK Limit (dBm)	Margin (dB)	Table (o)	ANT	EUT	Verdict
243.400	-63.09	2.69	-13.0	50.09	222.40	Horizontal	Horizontal	Pass
852.075	-53.84	12.15	-13.0	40.84	70.60	Horizontal	Horizontal	N/A
1674.700	-47.76	9.66	-13.0	34.76	46.90	Horizontal	Horizontal	Pass
3571.400	-48.34	16.08	-13.0	35.34	275.60	Horizontal	Horizontal	Pass
5970.000	-45.66	22.69	-13.0	32.66	232.30	Horizontal	Horizontal	Pass
9063.999	-36.21	34.60	-13.0	23.21	360.20	Horizontal	Horizontal	Pass

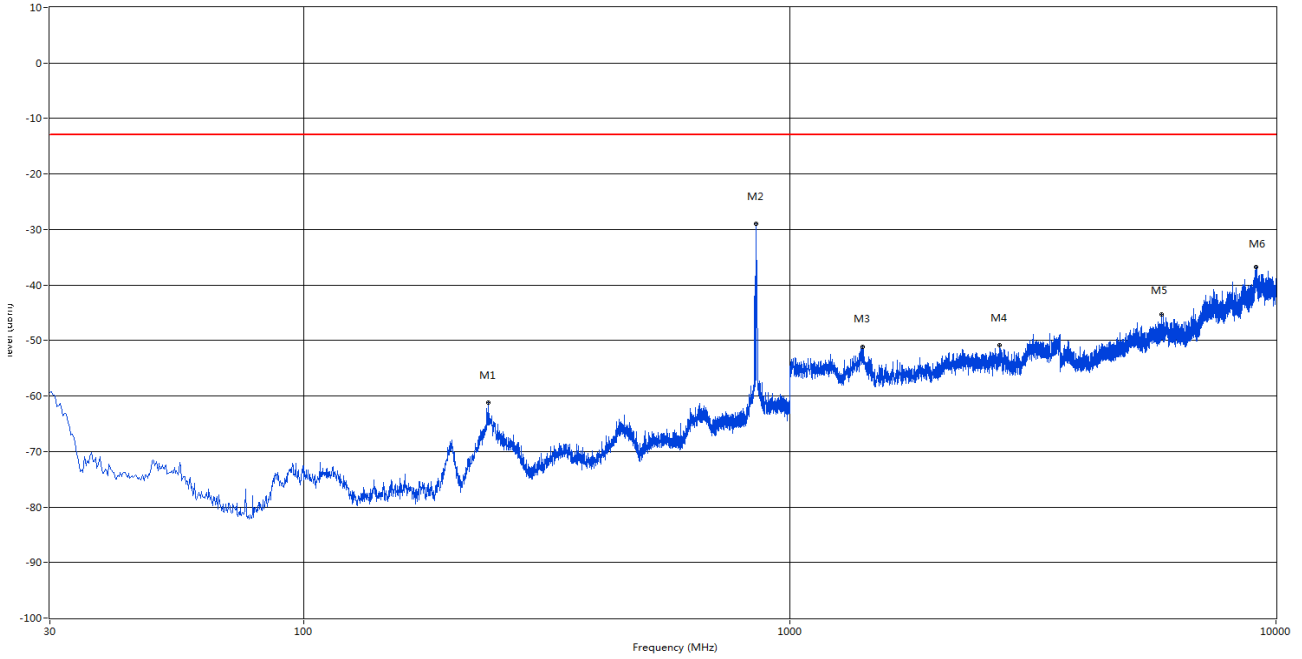
RSE Test case\_FCC PART22&24&27\_FCC PART 22



Frequency (MHz)	Result (dBm)	Factor (dB)	PK Limit (dBm)	Margin (dB)	Table (o)	ANT	EUT	Verdict
240.732	-62.18	3.43	-13.0	49.18	356.30	Vertical	Horizontal	Pass
852.318	-56.04	12.14	-13.0	43.04	164.40	Vertical	Horizontal	N/A
1409.500	-51.09	12.93	-13.0	38.09	360.00	Vertical	Horizontal	Pass
3163.200	-48.76	16.50	-13.0	35.76	260.70	Vertical	Horizontal	Pass
7188.000	-41.39	28.71	-13.0	28.39	358.00	Vertical	Horizontal	Pass
9108.000	-36.39	35.35	-13.0	23.39	343.00	Vertical	Horizontal	Pass

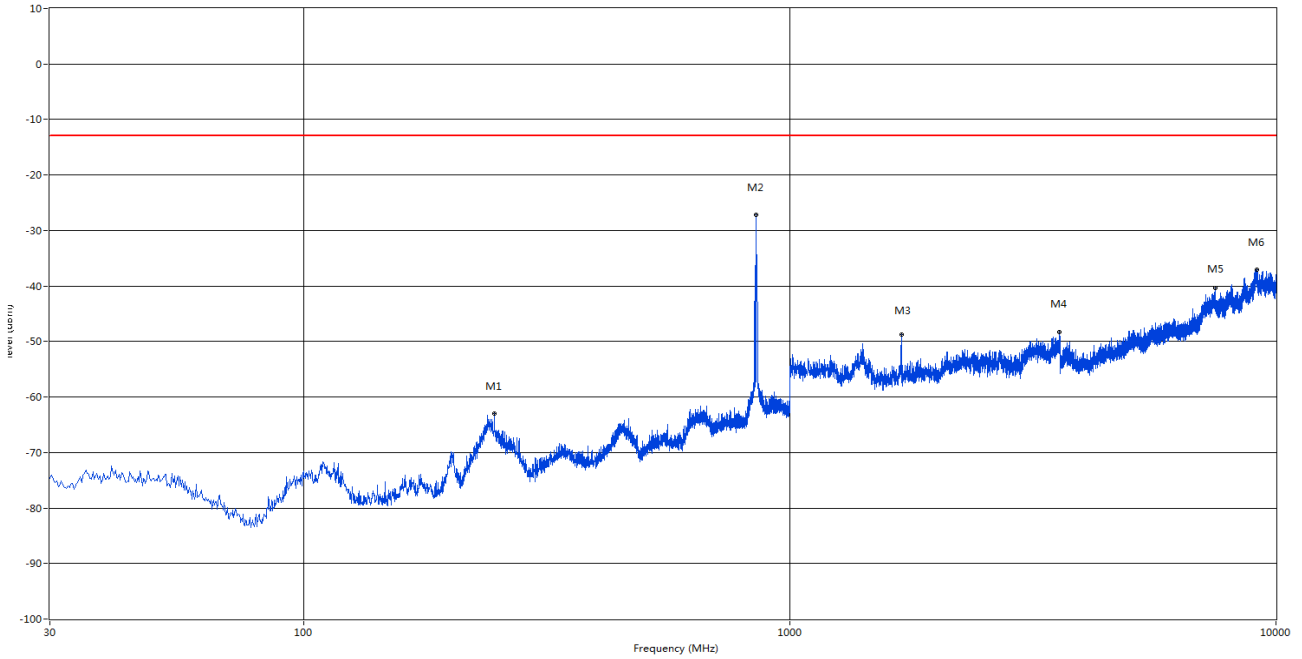
### 3.1 WCDMA BAND5\_H

RSE Test case\_FCC PART22&24&27\_FCC PART 22



Frequency (MHz)	Result (dBm)	Factor (dB)	PK Limit (dBm)	Margin (dB)	Table (o)	ANT	EUT	Verdict
239.520	-61.17	3.39	-13.0	48.17	99.10	Vertical	Horizontal	Pass
852.075	-28.96	12.15	-13.0	15.96	1.50	Vertical	Horizontal	N/A
1411.450	-51.11	11.77	-13.0	38.11	214.40	Vertical	Horizontal	Pass
2695.200	-50.91	14.91	-13.0	37.91	154.70	Vertical	Horizontal	Pass
5808.000	-45.26	23.06	-13.0	32.26	159.50	Vertical	Horizontal	Pass
9108.000	-36.69	35.35	-13.0	23.69	360.00	Vertical	Horizontal	Pass

RSE Test case\_FCC PART22&24&27\_FCC PART 22

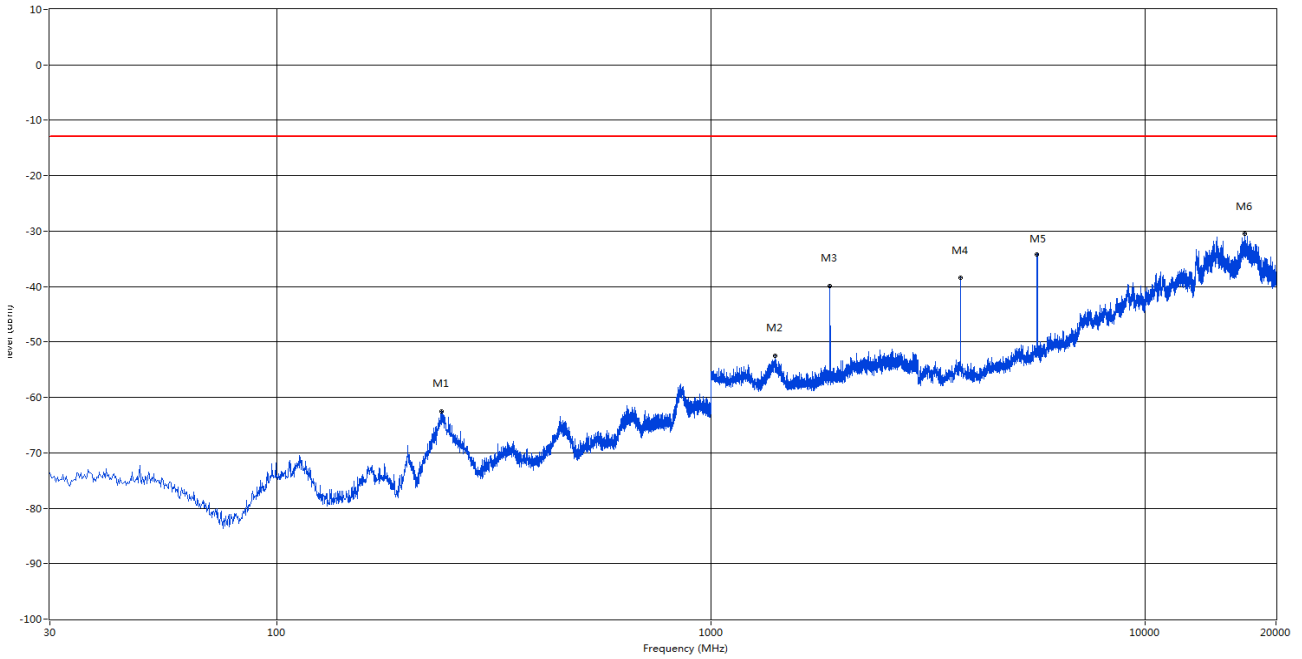


Frequency (MHz)	Result (dBm)	Factor (dB)	PK Limit (dBm)	Margin (dB)	Table (o)	ANT	EUT	Verdict
246.310	-63.03	1.85	-13.0	50.03	294.80	Horizontal	Horizontal	Pass
852.318	-27.18	12.14	-13.0	14.18	357.40	Horizontal	Horizontal	N/A
1695.500	-48.71	9.64	-13.0	35.71	37.50	Horizontal	Horizontal	Pass
3585.700	-48.36	16.65	-13.0	35.36	1.10	Horizontal	Horizontal	Pass
7488.000	-40.36	30.10	-13.0	27.36	283.20	Horizontal	Horizontal	Pass
9149.000	-37.07	34.47	-13.0	24.07	252.10	Horizontal	Horizontal	Pass

## 4. LTE Band2

### 4.1 BAND2 BW1.4 CH18900- Horizontal

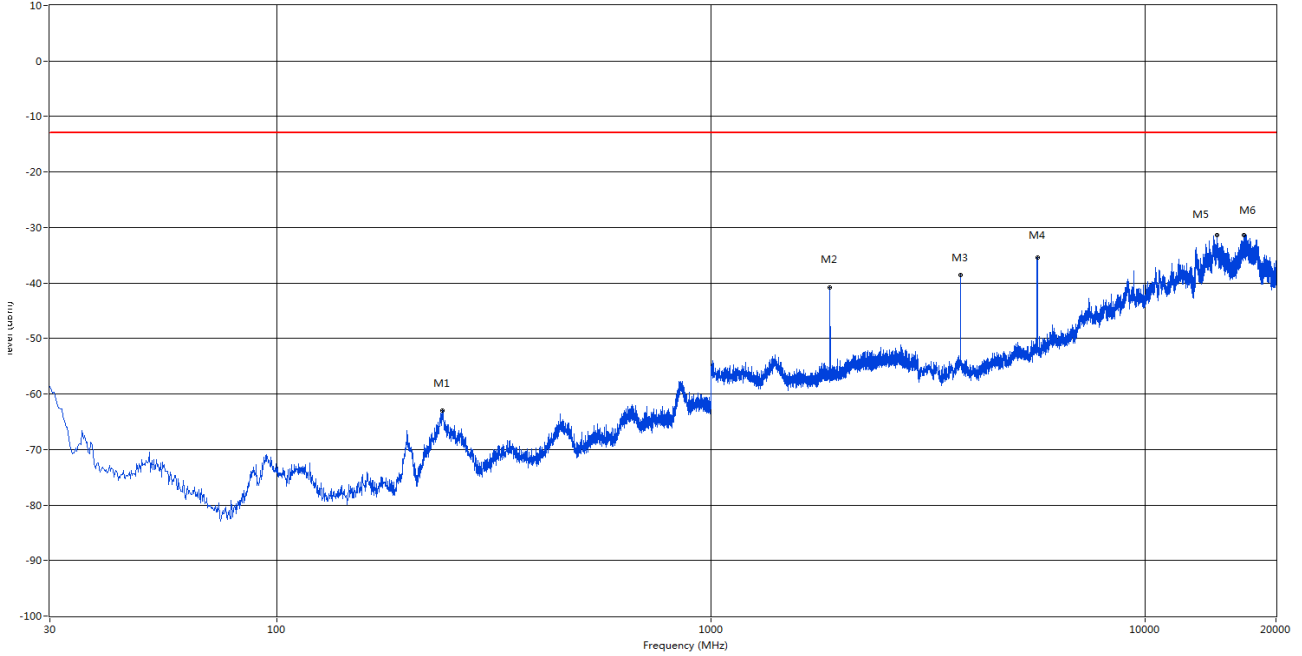
RSE Test case\_FCC PART22&24&27\_FCC PART 24



Frequency (MHz)	Result (dBm)	Factor (dB)	PK Limit (dBm)	Margin (dB)	Table (o)	ANT	EUT	Verdict
239.762	-62.46	3.59	-13.0	49.46	123.50	Horizontal	Horizontal	Pass
1403.500	-52.46	10.70	-13.0	39.46	99.60	Horizontal	Horizontal	Pass
1879.500	-39.87	9.75	-13.0	26.87	76.00	Horizontal	Horizontal	N/A
3758.063	-38.48	19.95	-13.0	25.48	326.80	Horizontal	Horizontal	Pass
5637.375	-35.51	22.66	-13.0	22.51	169.30	Horizontal	Horizontal	Pass
16951.375	-30.49	38.84	-13.0	17.49	121.50	Horizontal	Horizontal	Pass

## 4.2 BAND2 BW1.4 CH18900- Vertical

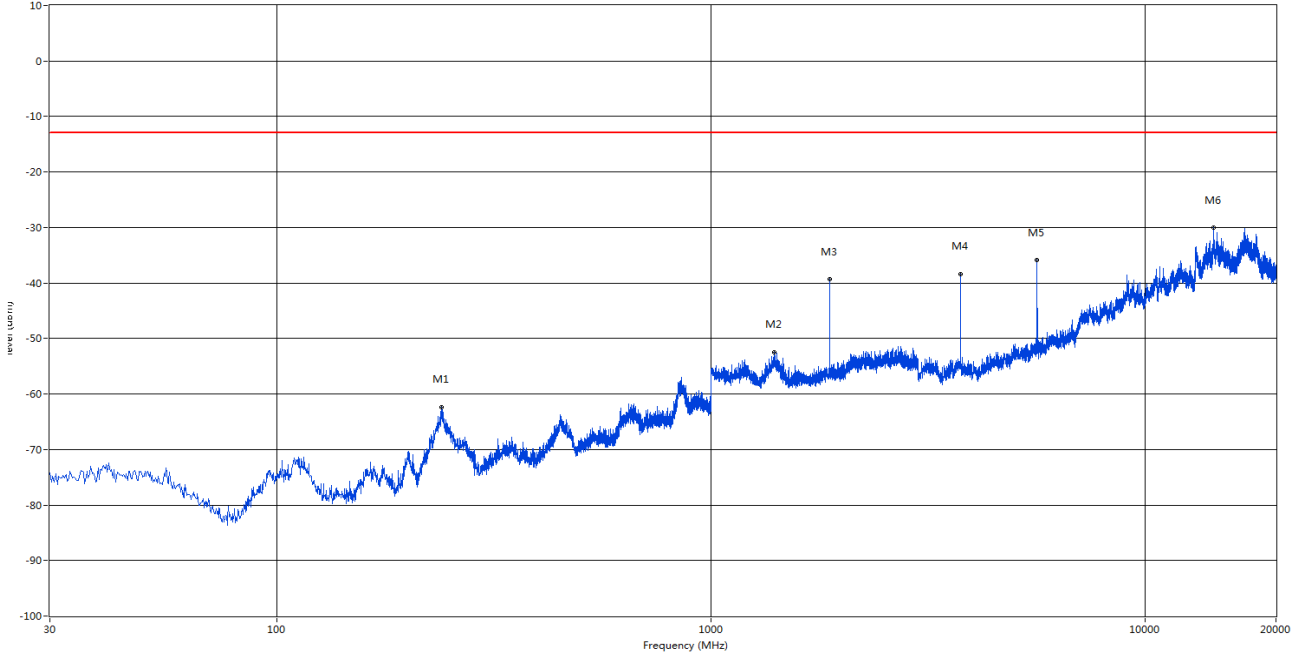
RSE Test case\_FCC PART22&24&27\_FCC PART 24



Frequency (MHz)	Result (dBm)	Factor (dB)	PK Limit (dBm)	Margin (dB)	Table (o)	ANT	EUT	Verdict
240.975	-63.05	3.49	-13.0	50.05	65.80	Vertical	Vertical	Pass
1879.500	-40.74	9.75	-13.0	27.74	18.10	Vertical	Vertical	N/A
3758.063	-44.65	19.95	-13.0	31.65	359.40	Vertical	Vertical	Pass
5639.813	-36.31	22.58	-13.0	23.31	335.20	Vertical	Vertical	Pass
14629.562	-31.40	41.72	-13.0	18.40	0.00	Vertical	Vertical	Pass
16895.188	-31.34	38.77	-13.0	18.34	14.70	Vertical	Vertical	Pass

### 4.3 BAND2 BW3 CH18900- Horizontal

RSE Test case\_FCC PART22&24&27\_FCC PART 24

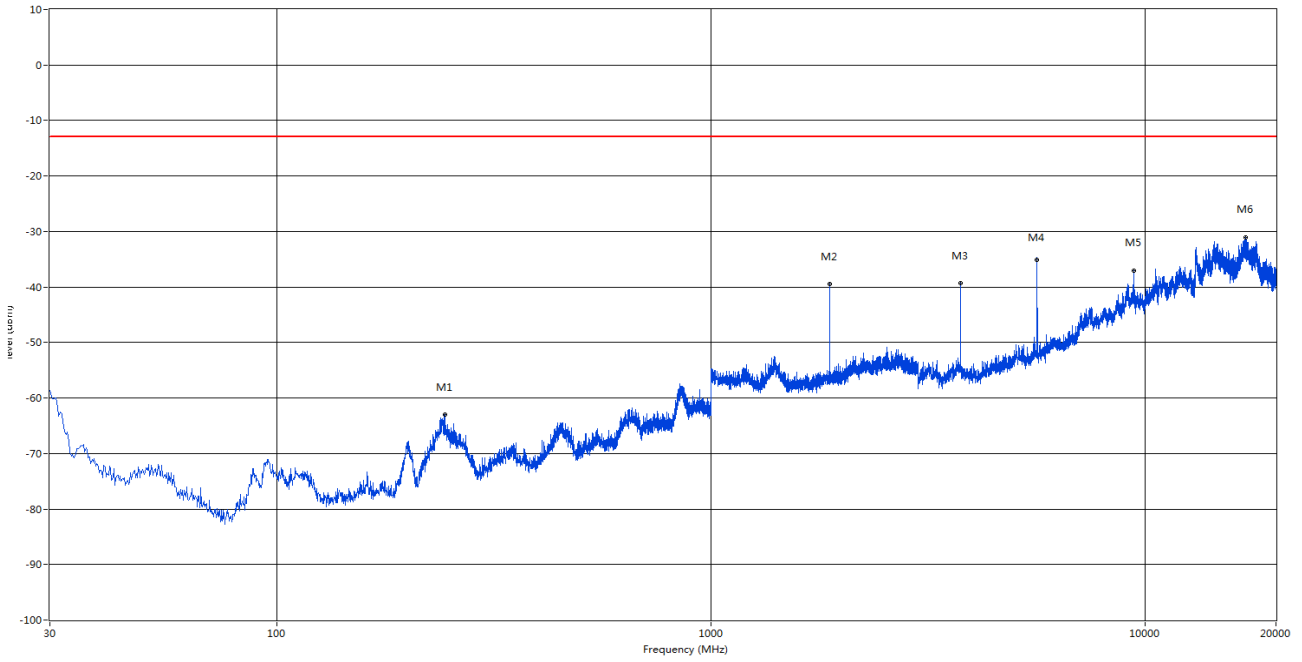


Frequency (MHz)	Result (dBm)	Factor (dB)	PK Limit (dBm)	Margin (dB)	Table (o)	ANT	EUT	Verdict
239.035	-62.35	3.33	-13.0	49.35	106.10	Horizontal	Horizontal	Pass
1396.000	-52.47	10.67	-13.0	39.47	295.90	Horizontal	Horizontal	Pass
1878.500	-39.30	9.75	-13.0	26.30	109.80	Horizontal	Horizontal	N/A
3758.063	-39.12	19.95	-13.0	26.12	251.00	Horizontal	Horizontal	Pass
5634.937	-38.11	22.57	-13.0	25.11	169.20	Horizontal	Horizontal	Pass
14359.500	-30.04	42.13	-13.0	17.04	96.70	Horizontal	Horizontal	Pass



## 4.4 BAND2 BW3 CH18900- Vertical

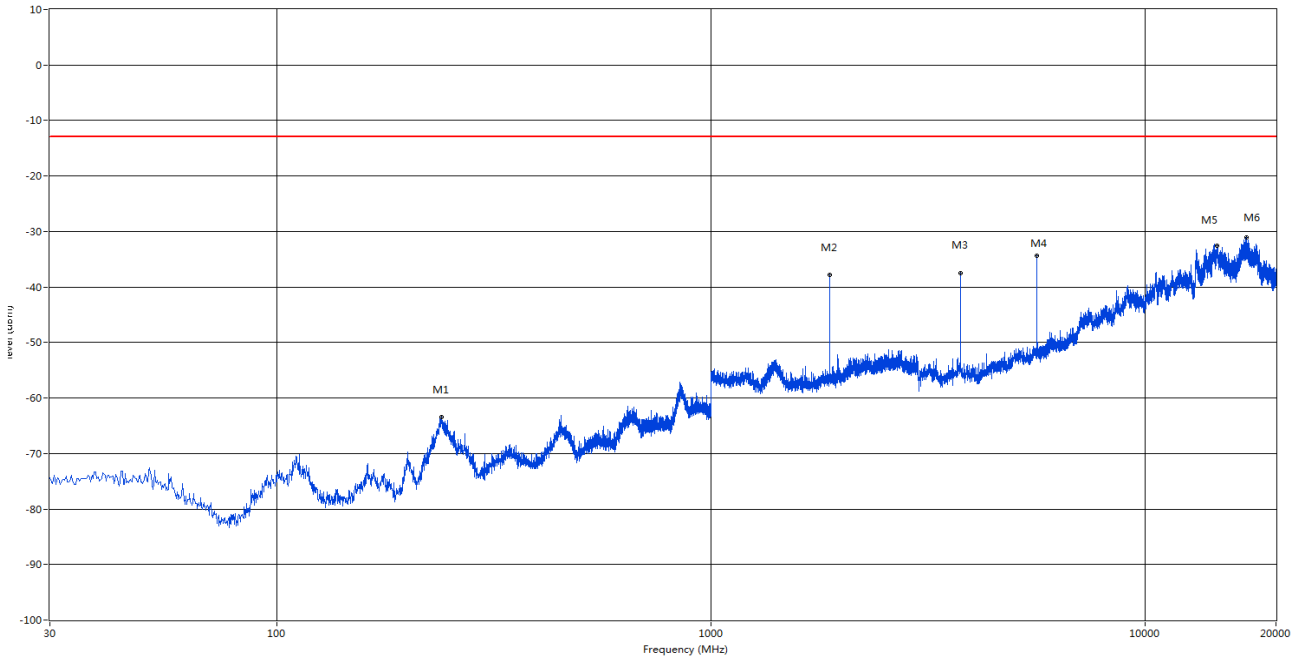
RSE Test case\_FCC PART22&24&27\_FCC PART 24



Frequency (MHz)	Result (dBm)	Factor (dB)	PK Limit (dBm)	Margin (dB)	Table (o)	ANT	EUT	Verdict
243.642	-62.96	2.63	-13.0	49.96	117.60	Vertical	Vertical	Pass
1878.500	-39.49	9.75	-13.0	26.49	20.60	Vertical	Vertical	N/A
3758.063	-39.29	19.95	-13.0	26.29	228.30	Vertical	Vertical	Pass
5637.375	-35.84	22.66	-13.0	22.84	315.50	Vertical	Vertical	Pass
9393.563	-37.01	34.73	-13.0	24.01	1.60	Vertical	Vertical	Pass
17063.750	-31.02	39.46	-13.0	18.02	33.90	Vertical	Vertical	Pass

## 4.5 BAND2 BW5 CH18900- Horizontal

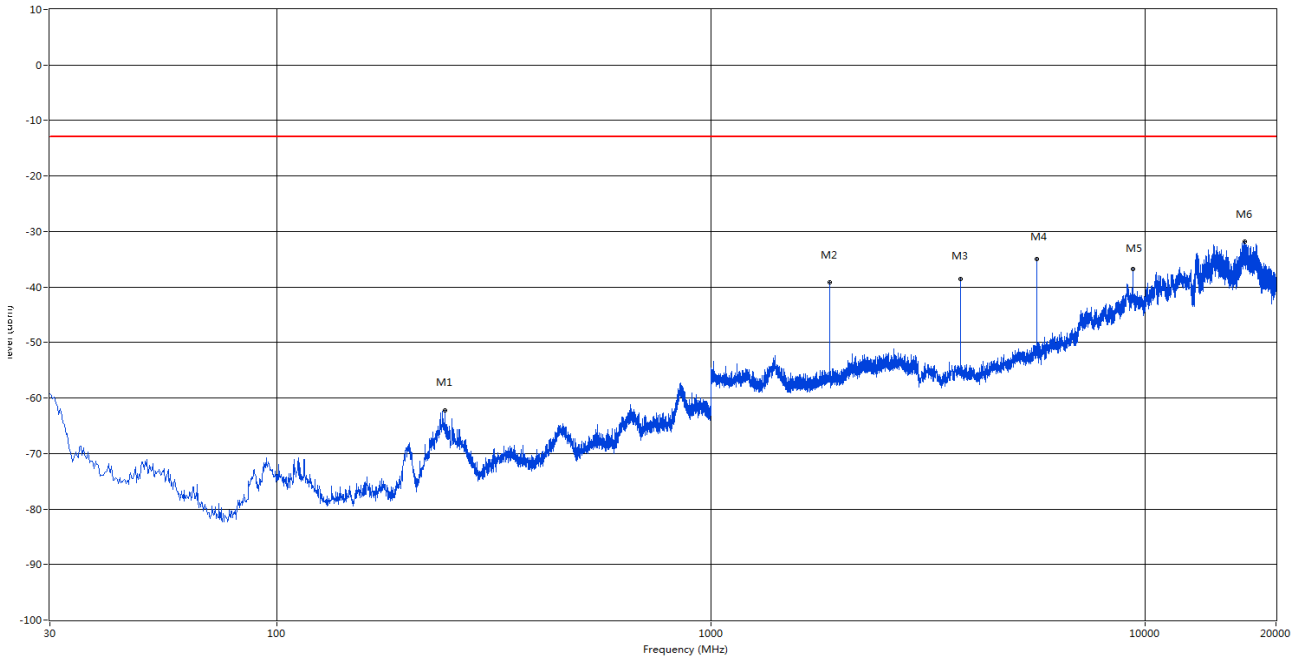
RSE Test case\_FCC PART22&24&27\_FCC PART 24



Frequency (MHz)	Result (dBm)	Factor (dB)	PK Limit (dBm)	Margin (dB)	Table (o)	ANT	EUT	Verdict
239.762	-63.46	3.59	-13.0	50.46	94.90	Horizontal	Horizontal	Pass
1877.500	-37.87	9.75	-13.0	24.87	109.60	Horizontal	Horizontal	N/A
3755.625	-40.44	19.78	-13.0	27.44	320.10	Horizontal	Horizontal	Pass
5632.500	-36.49	22.43	-13.0	23.49	353.10	Horizontal	Horizontal	Pass
14653.125	-32.63	41.73	-13.0	19.63	19.90	Horizontal	Horizontal	Pass
17092.750	-31.03	39.73	-13.0	18.03	7.60	Horizontal	Horizontal	Pass

## 4.6 BAND2 BW5 CH18900- Vertical

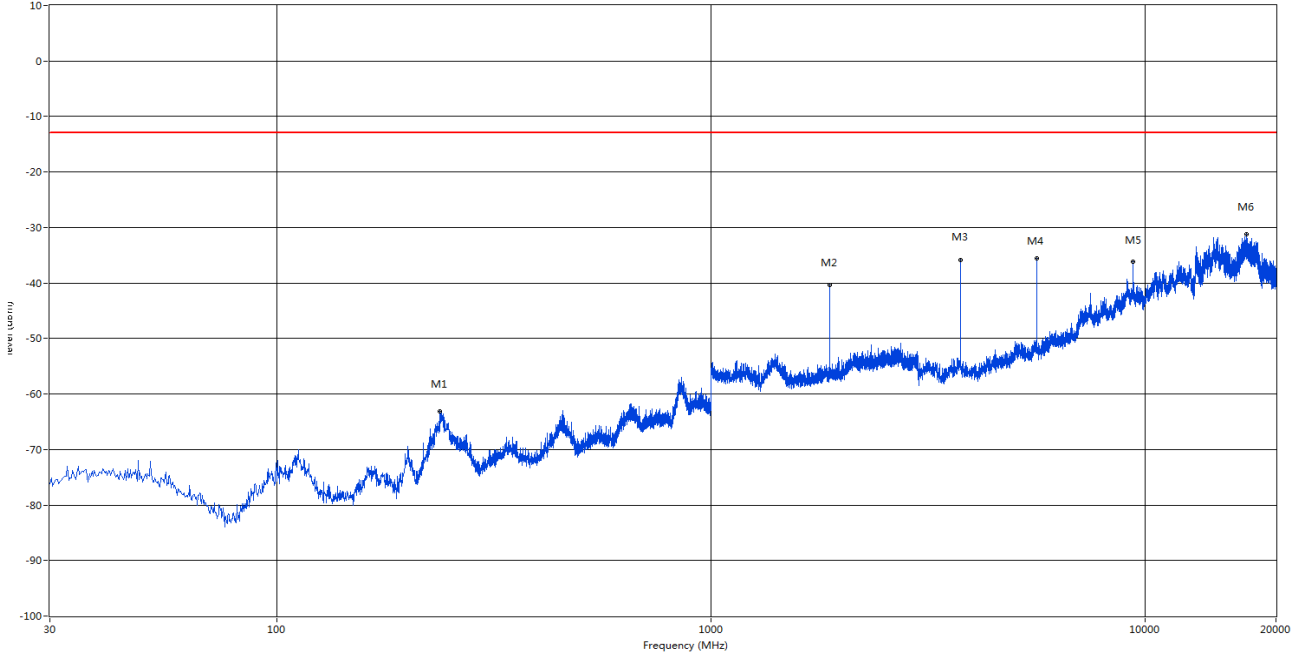
RSE Test case\_FCC PART22&24&27\_FCC PART 24



Frequency (MHz)	Result (dBm)	Factor (dB)	PK Limit (dBm)	Margin (dB)	Table (o)	ANT	EUT	Verdict
243.885	-62.20	2.61	-13.0	49.20	356.20	Vertical	Vertical	Pass
1877.500	-39.19	9.75	-13.0	26.19	8.60	Vertical	Vertical	N/A
3755.625	-47.19	19.78	-13.0	34.19	360.60	Vertical	Vertical	Pass
5632.500	-40.07	22.43	-13.0	27.07	359.40	Vertical	Vertical	Pass
9388.687	-36.81	34.74	-13.0	23.81	27.40	Vertical	Vertical	Pass
16953.187	-31.86	38.84	-13.0	18.86	0.00	Vertical	Vertical	Pass

## 4.7 BAND2 BW10 CH18900- Horizontal

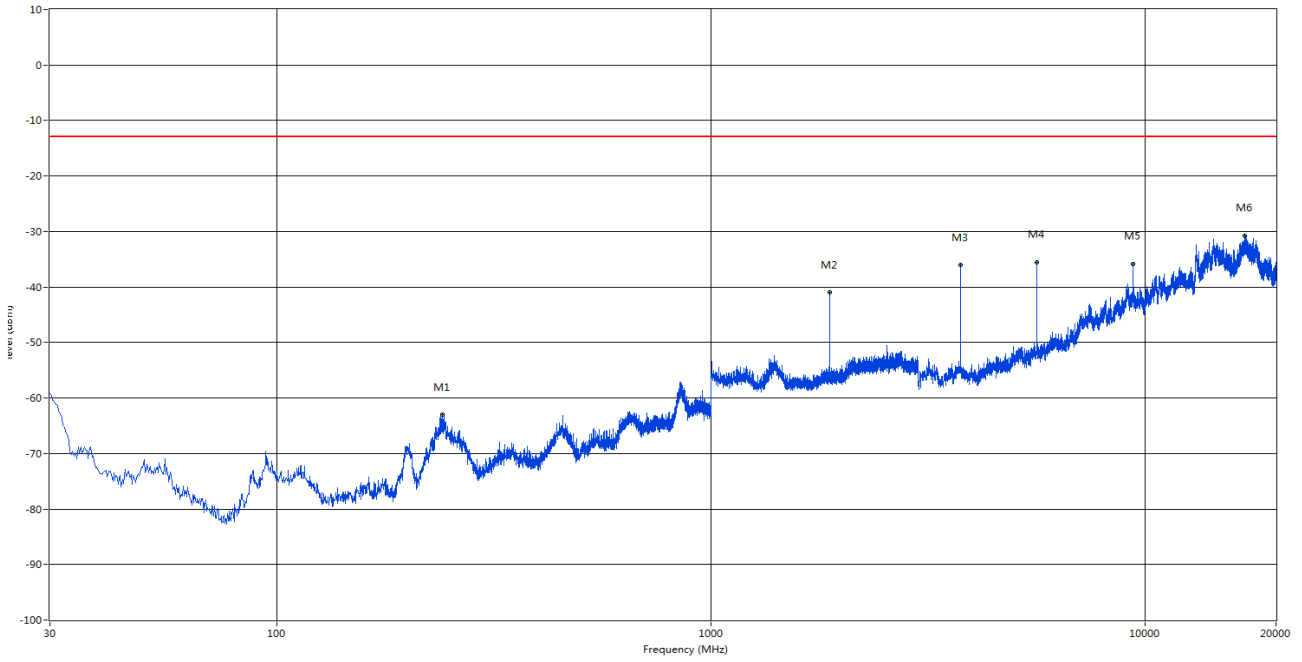
RSE Test case\_FCC PART22&24&27\_FCC PART 24



Frequency (MHz)	Result (dBm)	Factor (dB)	PK Limit (dBm)	Margin (dB)	Table (o)	ANT	EUT	Verdict
237.580	-63.14	2.80	-13.0	50.14	235.00	Horizontal	Horizontal	Pass
1875.500	-46.50	9.75	-13.0	33.50	1.70	Horizontal	Horizontal	N/A
3750.750	-35.78	19.58	-13.0	22.78	97.90	Horizontal	Horizontal	Pass
5627.625	-35.54	22.22	-13.0	22.54	97.90	Horizontal	Horizontal	Pass
9378.938	-36.11	34.62	-13.0	23.11	226.30	Horizontal	Horizontal	Pass
17100.000	-31.19	39.79	-13.0	18.19	1.50	Horizontal	Horizontal	Pass

## 4.8 BAND2 BW10 CH18900- Vertical

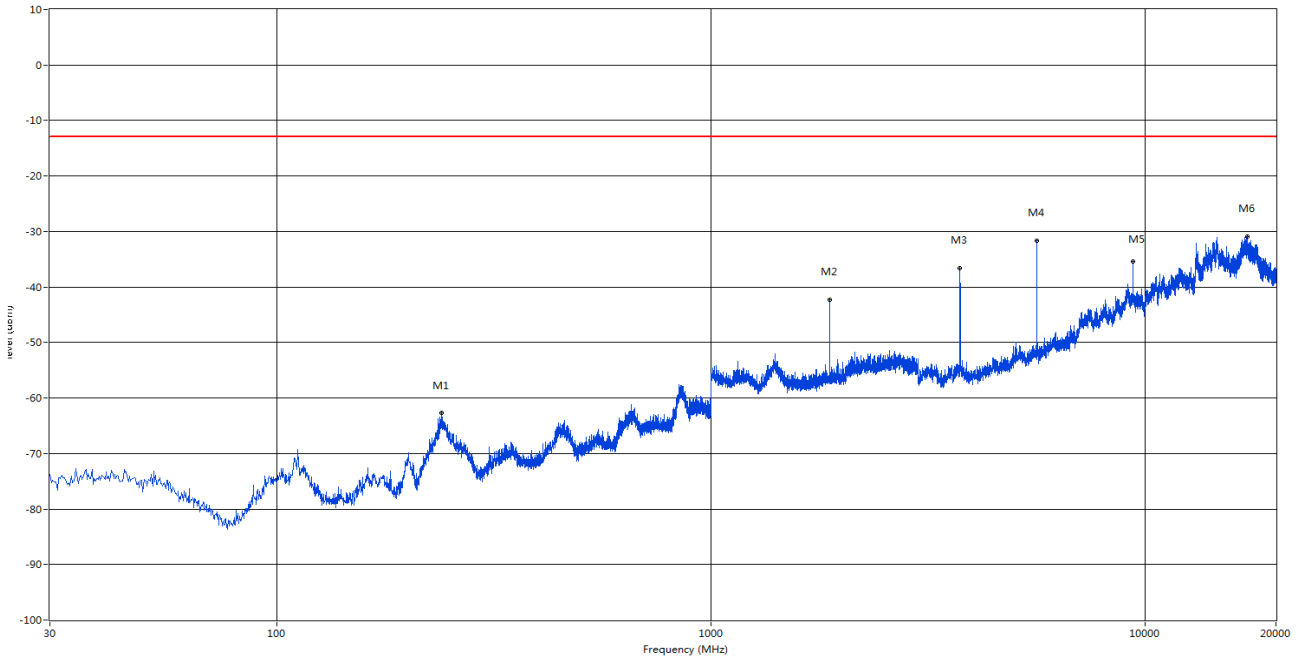
RSE Test case\_FCC PART22&24&27\_FCC PART 24



Frequency (MHz)	Result (dBm)	Factor (dB)	PK Limit (dBm)	Margin (dB)	Table (o)	ANT	EUT	Verdict
240.732	-62.95	3.52	-13.0	49.95	215.70	Vertical	Vertical	Pass
1875.500	-40.95	9.75	-13.0	27.95	18.10	Vertical	Vertical	N/A
3750.750	-36.07	19.58	-13.0	23.07	258.00	Vertical	Vertical	Pass
5627.625	-35.53	22.22	-13.0	22.53	316.70	Vertical	Vertical	Pass
9378.938	-35.80	34.62	-13.0	22.80	277.30	Vertical	Vertical	Pass
16918.750	-30.78	38.81	-13.0	17.78	192.40	Vertical	Vertical	Pass

## 4.9 BAND2 BW15 CH18900- Horizontal

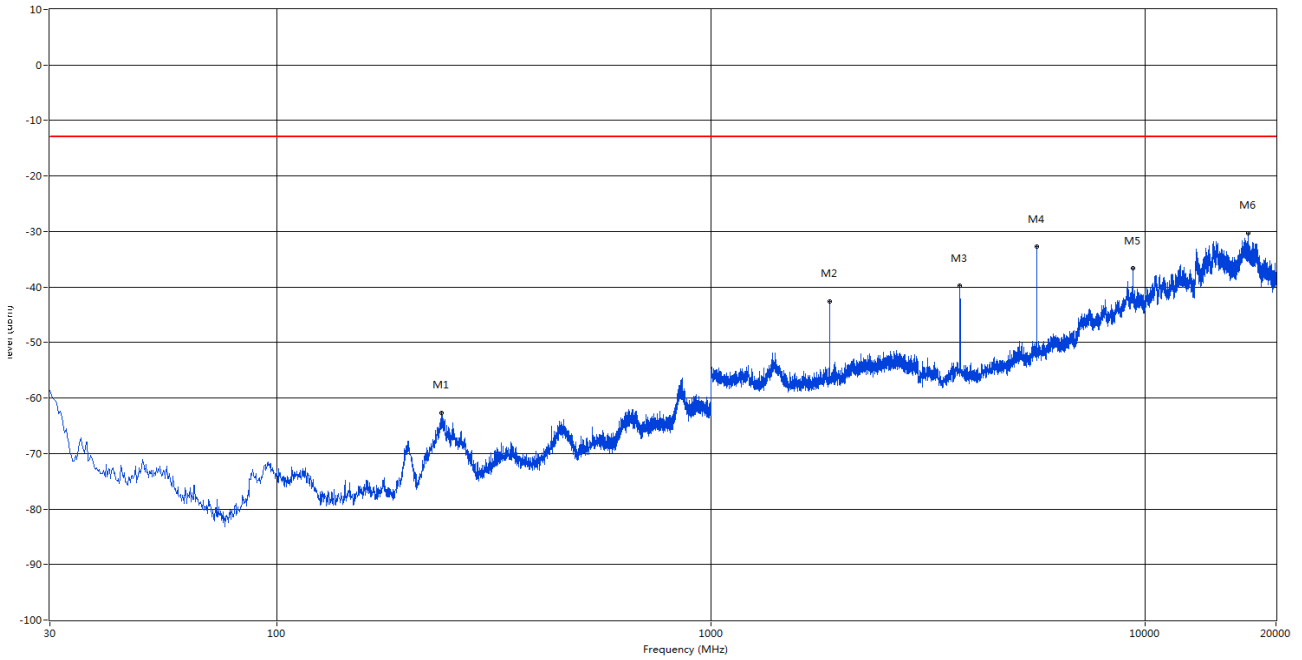
RSE Test case\_FCC PART22&24&27\_FCC PART 24



Frequency (MHz)	Result (dBm)	Factor (dB)	PK Limit (dBm)	Margin (dB)	Table (o)	ANT	EUT	Verdict
239.520	-62.70	3.54	-13.0	49.70	48.80	Horizontal	Horizontal	Pass
1873.500	-42.24	9.74	-13.0	29.24	108.10	Horizontal	Horizontal	N/A
3745.875	-37.61	19.35	-13.0	24.61	249.20	Horizontal	Horizontal	Pass
5620.313	-34.01	22.39	-13.0	21.01	166.20	Horizontal	Horizontal	Pass
9366.750	-35.47	34.48	-13.0	22.47	171.00	Horizontal	Horizontal	Pass
17156.187	-30.90	39.93	-13.0	17.90	65.20	Horizontal	Horizontal	Pass

## 4.10 BAND2 BW15 CH18900- Vertical

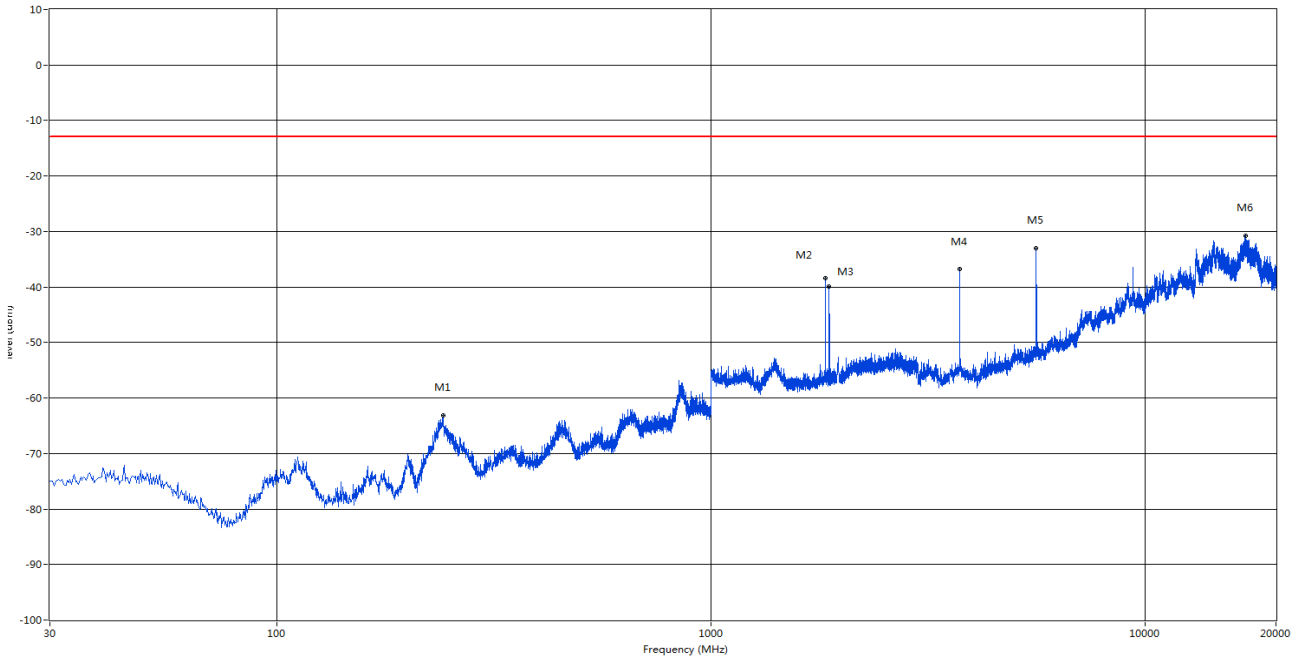
RSE Test case\_FCC PART22&24&27\_FCC PART 24



Frequency (MHz)	Result (dBm)	Factor (dB)	PK Limit (dBm)	Margin (dB)	Table (o)	ANT	EUT	Verdict
239.035	-62.63	3.33	-13.0	49.63	91.80	Vertical	Vertical	Pass
1873.000	-42.58	9.74	-13.0	29.58	20.70	Vertical	Vertical	N/A
3745.875	-39.75	19.35	-13.0	26.75	227.10	Vertical	Vertical	Pass
5620.313	-32.78	22.39	-13.0	19.78	335.90	Vertical	Vertical	Pass
9366.750	-36.59	34.48	-13.0	23.59	360.70	Vertical	Vertical	Pass
17252.250	-30.26	39.42	-13.0	17.26	46.40	Vertical	Vertical	Pass

## 4.11 BAND2 BW20 CH18900- Horizontal

RSE Test case\_FCC PART22&24&27\_FCC PART 24

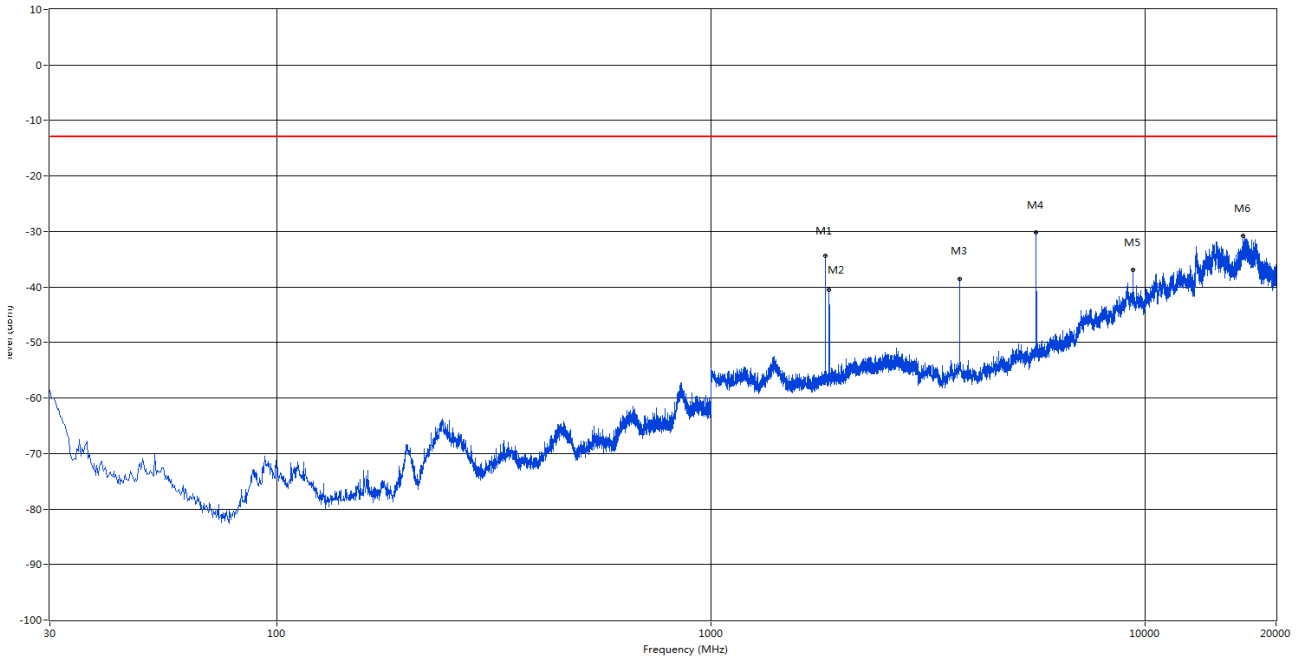


Frequency (MHz)	Result (dBm)	Factor (dB)	PK Limit (dBm)	Margin (dB)	Table (o)	ANT	EUT	Verdict
241.945	-63.08	3.18	-13.0	50.08	127.80	Horizontal	Horizontal	Pass
1835.500	-38.42	9.68	-13.0	25.42	69.30	Horizontal	Horizontal	N/A
1871.000	-39.84	9.74	-13.0	26.84	103.90	Horizontal	Horizontal	N/A
3743.438	-36.80	19.86	-13.0	23.80	95.90	Horizontal	Horizontal	Pass
5613.000	-32.94	22.37	-13.0	19.94	90.70	Horizontal	Horizontal	Pass
17063.750	-30.70	39.46	-13.0	17.70	23.50	Horizontal	Horizontal	Pass



## 4.12 BAND2 BW20 CH18900- Vertical

RSE Test case\_FCC PART22&24&27\_FCC PART 24



Frequency (MHz)	Result (dBm)	Factor (dB)	PK Limit (dBm)	Margin (dB)	Table (o)	ANT	EUT	Verdict
1835.500	-34.37	9.68	-13.0	21.37	0.30	Vertical	Vertical	N/A
1871.000	-40.47	9.74	-13.0	27.47	21.40	Vertical	Vertical	N/A
3743.438	-38.53	19.86	-13.0	25.53	270.40	Vertical	Vertical	Pass
5613.000	-30.17	22.37	-13.0	17.17	334.80	Vertical	Vertical	Pass
9354.563	-36.91	34.34	-13.0	23.91	353.60	Vertical	Vertical	Pass
16768.312	-30.83	38.20	-13.0	17.83	1.60	Vertical	Vertical	Pass

## 5. LTE Band4

### 5.1 BAND4 BW1.4 CH20175- Vertical

RSE Test case\_FCC PART22&24&27\_FCC PART 27(band4)



Frequency (MHz)	Result (dBm)	Factor (dB)	PK Limit (dBm)	Margin (dB)	Table (o)	ANT	EUT	Verdict
848.680	-57.75	11.20	-13.0	44.75	191.40	Vertical	Horizontal	Pass
3463.125	-45.21	17.14	-13.0	32.21	180.30	Vertical	Horizontal	Pass
5196.188	-39.09	22.06	-13.0	26.09	121.90	Vertical	Horizontal	Pass
13331.875	-26.13	38.56	-13.0	13.13	0.00	Vertical	Horizontal	Pass
17028.312	-26.88	39.14	-13.0	13.88	190.20	Vertical	Horizontal	Pass
24580.438	-26.03	33.62	-13.0	13.03	190.20	Vertical	Horizontal	Pass

## 5.2 BAND4 BW1.4 CH20175- Horizontal

RSE Test case\_FCC PART22&24&27\_FCC PART 27(band4)



Frequency (MHz)	Result (dBm)	Factor (dB)	PK Limit (dBm)	Margin (dB)	Table (o)	ANT	EUT	Verdict
856.440	-58.31	11.08	-13.0	45.31	56.50	Horizontal	Horizontal	Pass
3463.125	-42.74	17.14	-13.0	29.74	0.10	Horizontal	Horizontal	Pass
5196.188	-38.93	22.06	-13.0	25.93	165.50	Horizontal	Horizontal	Pass
9079.125	-35.83	34.86	-13.0	22.83	274.40	Horizontal	Horizontal	Pass
13331.875	-22.76	38.56	-13.0	9.76	0.00	Horizontal	Horizontal	Pass
24549.812	-26.99	33.62	-13.0	13.99	8.30	Horizontal	Horizontal	Pass

### 5.3 BAND4 BW3 CH20175- Vertical

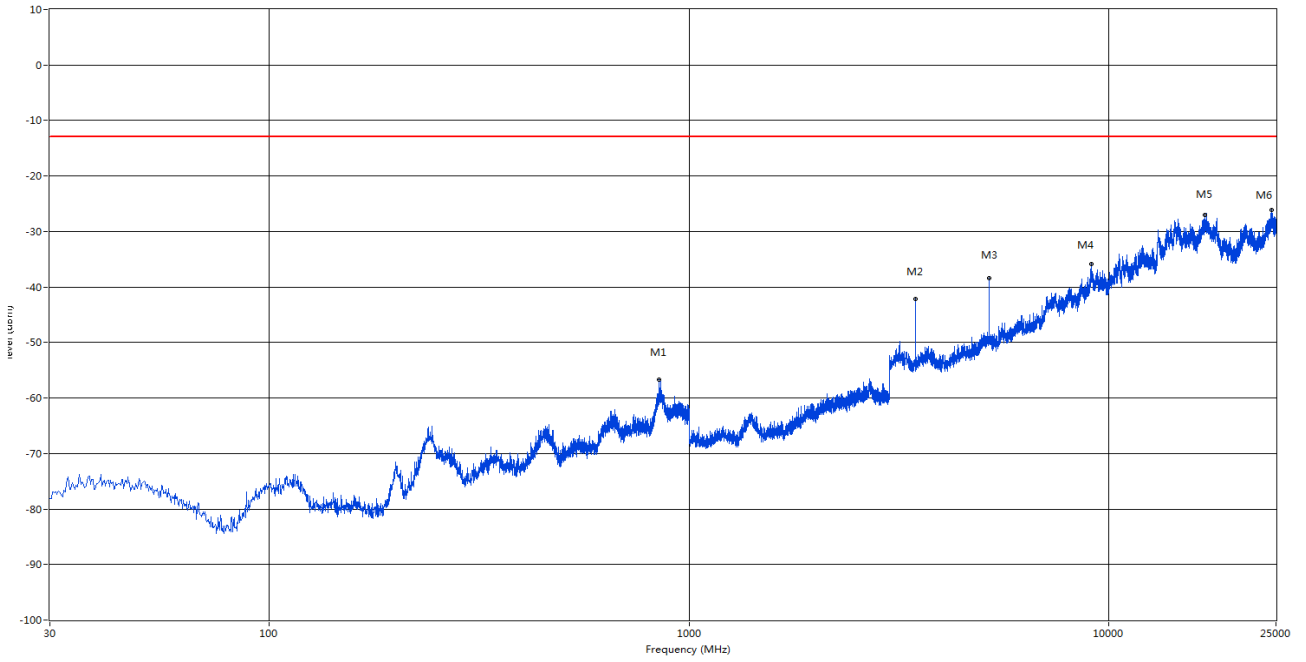
RSE Test case\_FCC PART22&24&27\_FCC PART 27(band4)



Frequency (MHz)	Result (dBm)	Factor (dB)	PK Limit (dBm)	Margin (dB)	Table (o)	ANT	EUT	Verdict
854.500	-58.05	11.14	-13.0	45.05	355.30	Vertical	Horizontal	Pass
3463.125	-46.24	17.14	-13.0	33.24	191.50	Vertical	Horizontal	Pass
5193.750	-39.90	22.31	-13.0	26.90	105.50	Vertical	Horizontal	Pass
13331.875	-26.56	38.56	-13.0	13.56	0.00	Vertical	Horizontal	Pass
16921.125	-26.87	38.82	-13.0	13.87	12.50	Vertical	Horizontal	Pass
24424.249	-26.92	33.64	-13.0	13.92	5.50	Vertical	Horizontal	Pass

## 5.4 BAND4 BW3 CH20175- Horizontal

RSE Test case\_FCC PART22&24&27\_FCC PART 27(band4)



Frequency (MHz)	Result (dBm)	Factor (dB)	PK Limit (dBm)	Margin (dB)	Table (o)	ANT	EUT	Verdict
849.650	-56.72	11.24	-13.0	43.72	102.50	Horizontal	Horizontal	Pass
3463.125	-43.54	17.14	-13.0	30.54	359.40	Horizontal	Horizontal	Pass
5193.750	-39.55	22.31	-13.0	26.55	246.10	Horizontal	Horizontal	Pass
9093.750	-35.93	35.11	-13.0	22.93	53.70	Horizontal	Horizontal	Pass
16905.813	-26.96	38.80	-13.0	13.96	15.90	Horizontal	Horizontal	Pass
24454.875	-26.14	33.63	-13.0	13.14	215.50	Horizontal	Horizontal	Pass

## 5.5 BAND4 BW5 CH20175- Vertical

RSE Test case\_FCC PART22&24&27\_FCC PART 27(band4)



Frequency (MHz)	Result (dBm)	Factor (dB)	PK Limit (dBm)	Margin (dB)	Table (o)	ANT	EUT	Verdict
853.530	-57.47	11.10	-13.0	44.47	120.50	Vertical	Horizontal	Pass
3460.688	-45.17	17.42	-13.0	32.17	193.50	Vertical	Horizontal	Pass
5191.312	-38.87	22.36	-13.0	25.87	218.30	Vertical	Horizontal	Pass
10536.750	-33.95	36.29	-13.0	20.95	86.00	Vertical	Horizontal	Pass
16911.938	-26.87	38.81	-13.0	13.87	146.30	Vertical	Horizontal	Pass
24473.250	-25.89	33.63	-13.0	12.89	0.20	Vertical	Horizontal	Pass

## 5.6 BAND4 BW5 CH20175- Horizontal

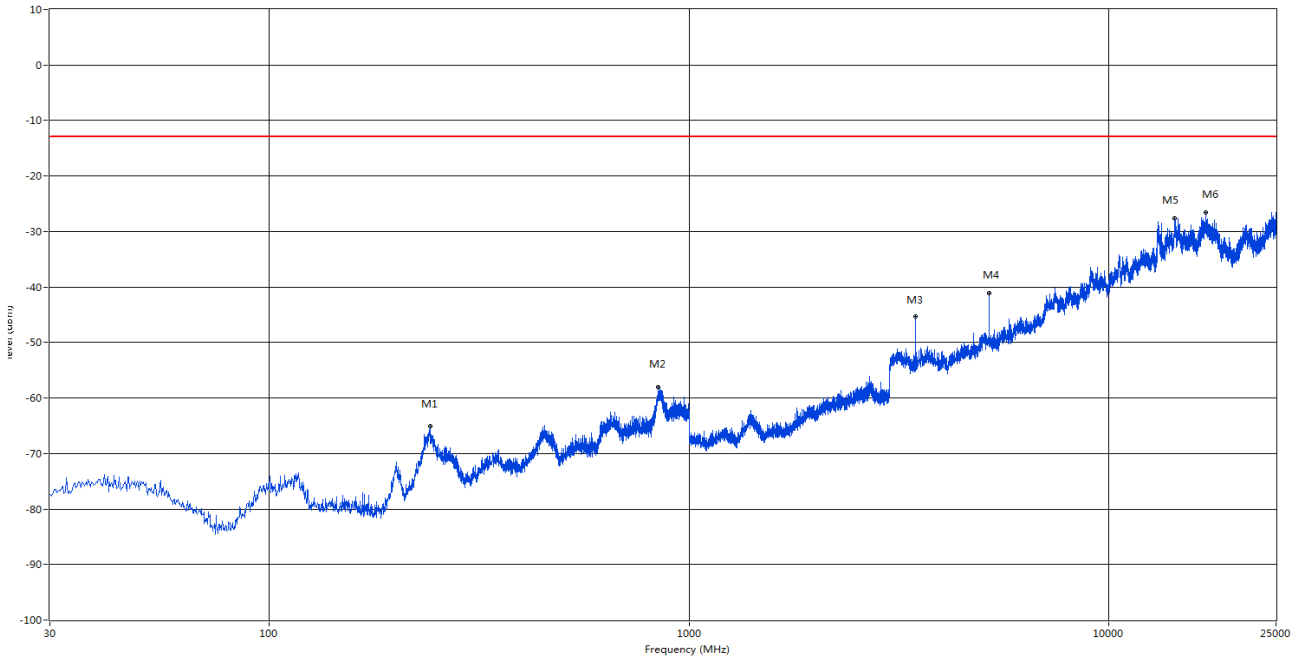
RSE Test case\_FCC PART22&24&27\_FCC PART 27(band4)



Frequency (MHz)	Result (dBm)	Factor (dB)	PK Limit (dBm)	Margin (dB)	Table (o)	ANT	EUT	Verdict
852.560	-57.27	11.24	-13.0	44.27	338.40	Horizontal	Horizontal	Pass
3460.688	-39.91	17.42	-13.0	26.91	4.20	Horizontal	Horizontal	Pass
5191.312	-37.59	22.36	-13.0	24.59	94.20	Horizontal	Horizontal	Pass
10587.938	-33.60	37.43	-13.0	20.60	305.50	Horizontal	Horizontal	Pass
14621.187	-27.42	41.55	-13.0	14.42	58.20	Horizontal	Horizontal	Pass
24412.000	-26.99	33.64	-13.0	13.99	32.70	Horizontal	Horizontal	Pass

## 5.7 BAND4 BW10 CH20175- Vertical

RSE Test case\_FCC PART22&24&27\_FCC PART 27(band4)

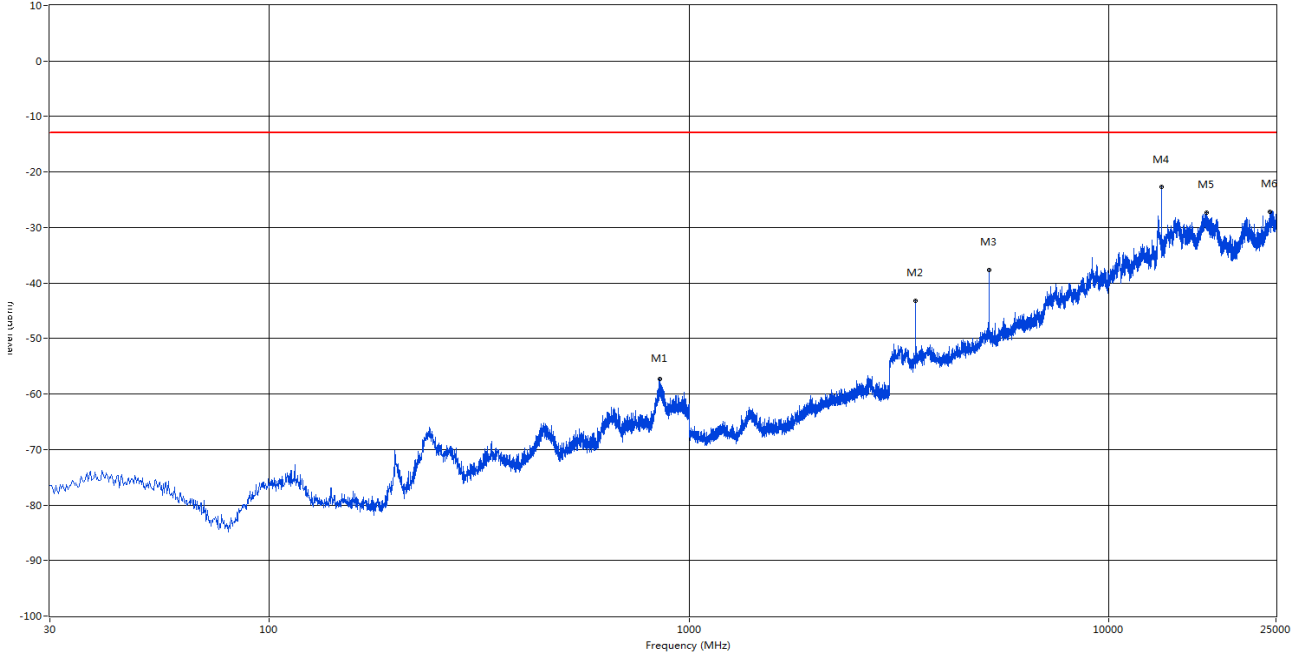


Frequency (MHz)	Result (dBm)	Factor (dB)	PK Limit (dBm)	Margin (dB)	Table (o)	ANT	EUT	Verdict
241.218	-65.12	3.43	-13.0	52.12	83.30	Vertical	Horizontal	Pass
844.315	-58.01	10.76	-13.0	45.01	97.00	Vertical	Horizontal	Pass
3455.813	-45.34	17.34	-13.0	32.34	189.90	Vertical	Horizontal	Pass
5184.000	-41.17	22.31	-13.0	28.17	301.80	Vertical	Horizontal	Pass
14345.562	-27.61	42.00	-13.0	14.61	63.80	Vertical	Horizontal	Pass
16988.500	-26.53	38.87	-13.0	13.53	89.60	Vertical	Horizontal	Pass



## 5.8 BAND4 BW10 CH20175- Horizontal

RSE Test case\_FCC PART22&24&27\_FCC PART 27(band4)



Frequency (MHz)	Result (dBm)	Factor (dB)	PK Limit (dBm)	Margin (dB)	Table (o)	ANT	EUT	Verdict
850.862	-57.24	11.25	-13.0	44.24	17.50	Horizontal	Horizontal	Pass
3455.813	-43.14	17.34	-13.0	30.14	1.10	Horizontal	Horizontal	Pass
5184.000	-37.63	22.31	-13.0	24.63	273.20	Horizontal	Horizontal	Pass
13322.687	-22.72	38.64	-13.0	9.72	0.00	Horizontal	Horizontal	Pass
17062.000	-27.28	39.45	-13.0	14.28	70.40	Horizontal	Horizontal	Pass
24206.813	-27.13	33.66	-13.0	14.13	81.10	Horizontal	Horizontal	Pass

## 5.9 BAND4 BW15 CH20175- Vertical

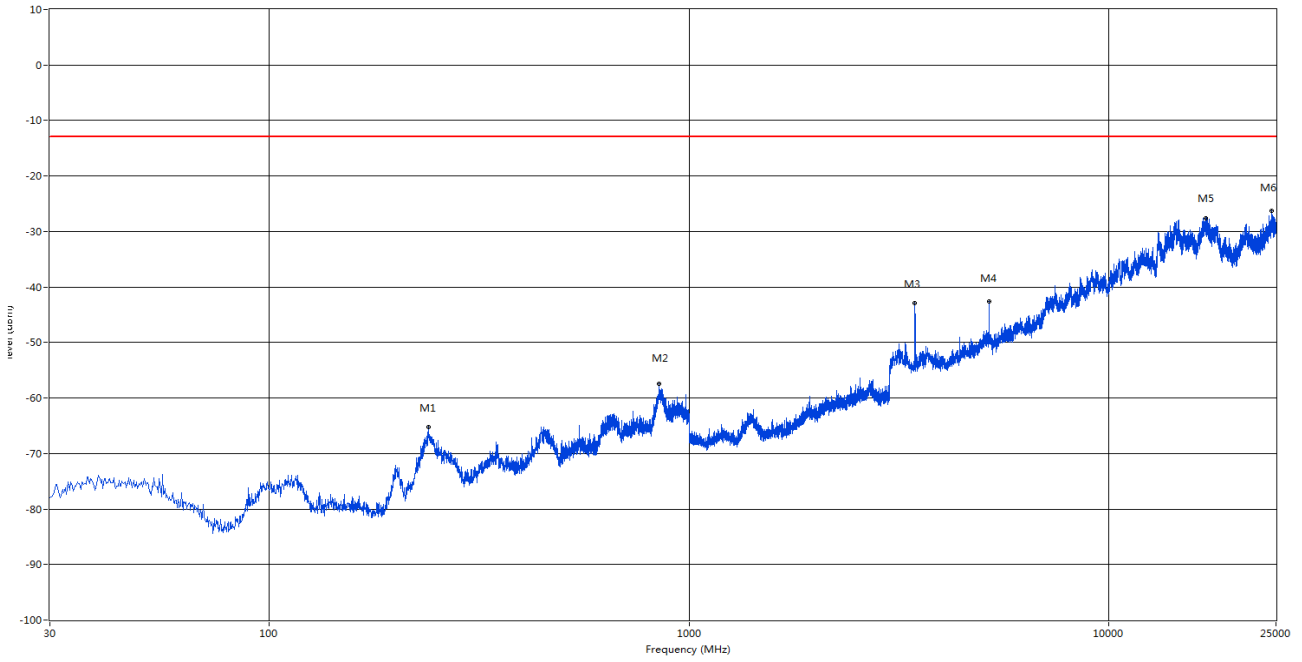
RSE Test case\_FCC PART22&24&27\_FCC PART 27(band4)



Frequency (MHz)	Result (dBm)	Factor (dB)	PK Limit (dBm)	Margin (dB)	Table (o)	ANT	EUT	Verdict
242.188	-65.87	3.09	-13.0	52.87	312.40	Vertical	Horizontal	Pass
853.530	-57.63	11.10	-13.0	44.63	353.80	Vertical	Horizontal	Pass
3450.938	-46.61	17.44	-13.0	33.61	96.50	Vertical	Horizontal	Pass
5176.688	-41.39	22.16	-13.0	28.39	106.20	Vertical	Horizontal	Pass
14667.125	-28.03	41.49	-13.0	15.03	0.00	Vertical	Horizontal	Pass
24577.374	-26.36	33.62	-13.0	13.36	1.90	Vertical	Horizontal	Pass

## 5.10 BAND4 BW15 CH20175- Horizontal

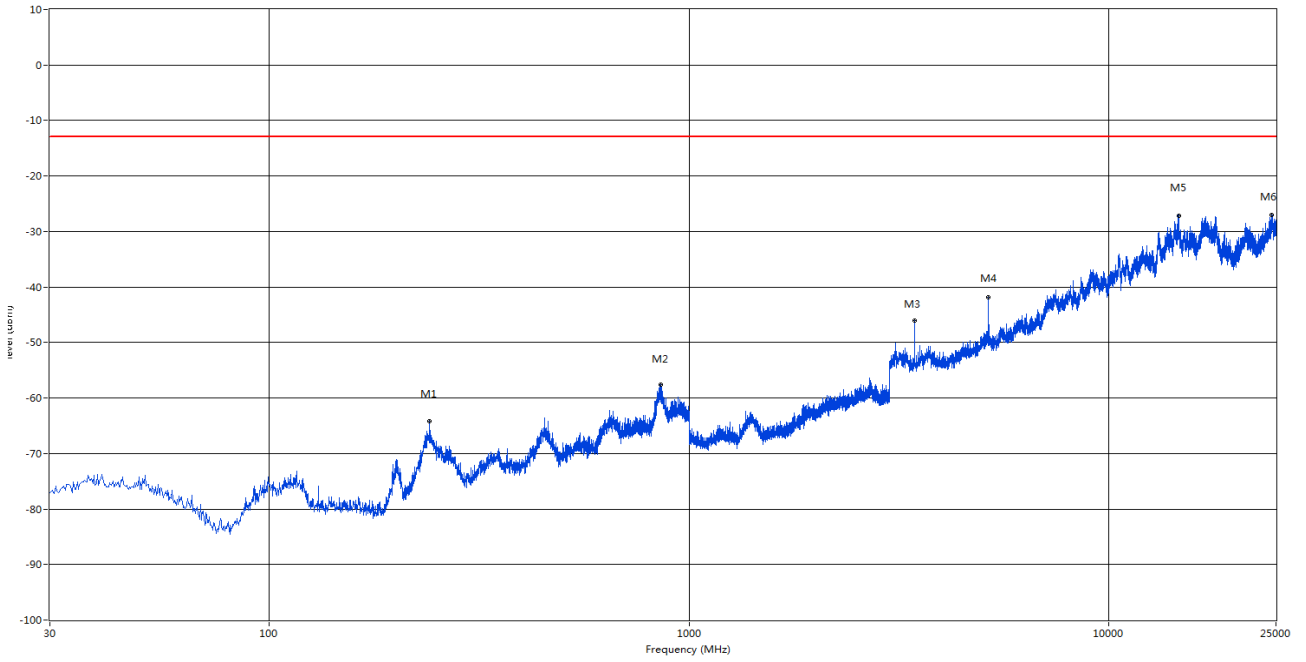
RSE Test case\_FCC PART22&24&27\_FCC PART 27(band4)



Frequency (MHz)	Result (dBm)	Factor (dB)	PK Limit (dBm)	Margin (dB)	Table (o)	ANT	EUT	Verdict
239.520	-65.25	3.52	-13.0	52.25	310.00	Horizontal	Horizontal	Pass
849.650	-57.44	11.24	-13.0	44.44	229.00	Horizontal	Horizontal	Pass
3450.938	-44.72	17.44	-13.0	31.72	110.20	Horizontal	Horizontal	Pass
5176.688	-42.67	22.16	-13.0	29.67	291.50	Horizontal	Horizontal	Pass
17025.250	-27.59	39.11	-13.0	14.59	12.50	Horizontal	Horizontal	Pass
24427.313	-26.22	33.64	-13.0	13.22	48.30	Horizontal	Horizontal	Pass

## 5.11 BAND4 BW20 CH20175- Vertical

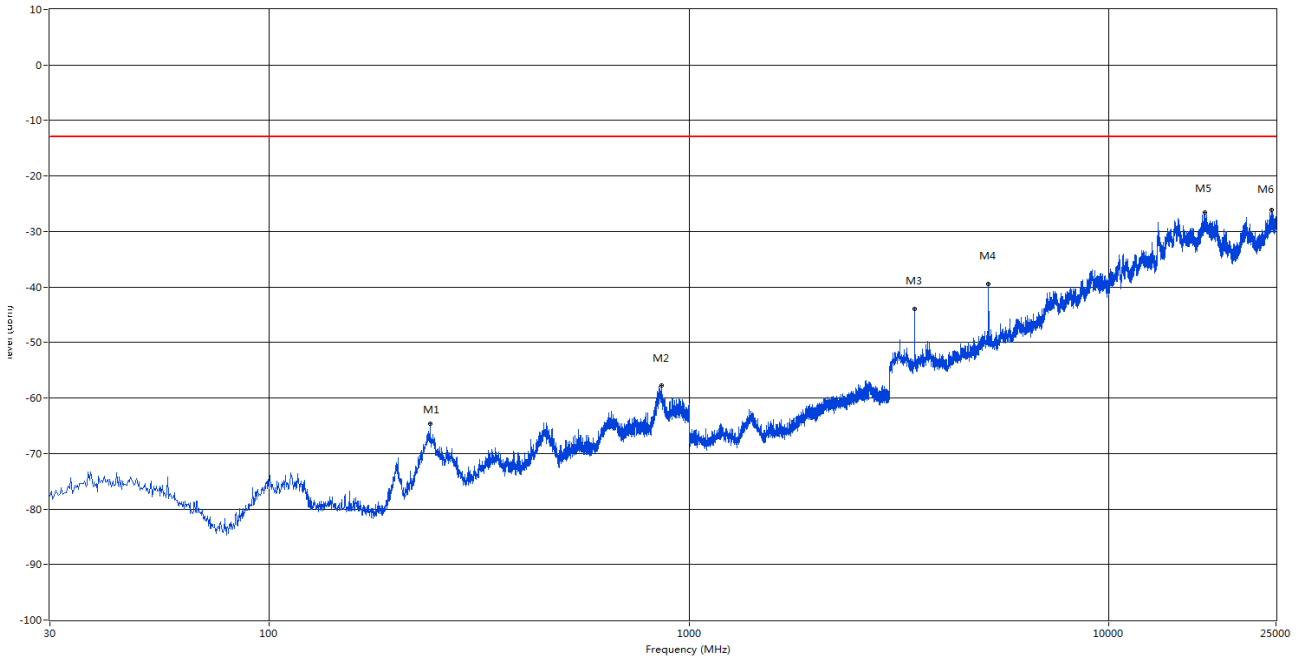
RSE Test case\_FCC PART22&24&27\_FCC PART 27(band4)



Frequency (MHz)	Result (dBm)	Factor (dB)	PK Limit (dBm)	Margin (dB)	Table (o)	ANT	EUT	Verdict
240.732	-64.17	3.56	-13.0	51.17	24.00	Vertical	Horizontal	Pass
855.955	-57.60	11.16	-13.0	44.60	212.00	Vertical	Horizontal	Pass
3446.063	-45.98	17.38	-13.0	32.98	186.90	Vertical	Horizontal	Pass
5169.375	-41.86	22.41	-13.0	28.86	107.90	Vertical	Horizontal	Pass
14657.937	-27.14	41.65	-13.0	14.14	1.90	Vertical	Horizontal	Pass
24405.875	-27.05	33.64	-13.0	14.05	5.00	Vertical	Horizontal	Pass

## 5.12 BAND4 BW20 CH20175- Horizontal

RSE Test case\_FCC PART22&24&27\_FCC PART 27(band4)



Frequency (MHz)	Result (dBm)	Factor (dB)	PK Limit (dBm)	Margin (dB)	Table (o)	ANT	EUT	Verdict
241.460	-64.61	3.35	-13.0	51.61	130.70	Horizontal	Horizontal	Pass
860.078	-57.77	10.91	-13.0	44.77	213.70	Horizontal	Horizontal	Pass
3446.063	-43.89	17.38	-13.0	30.89	1.30	Horizontal	Horizontal	Pass
5169.375	-39.40	22.41	-13.0	26.40	191.70	Horizontal	Horizontal	Pass
16960.938	-26.51	38.85	-13.0	13.51	129.70	Horizontal	Horizontal	Pass
24445.688	-26.06	33.63	-13.0	13.06	186.50	Horizontal	Horizontal	Pass

## 6. LTE Band7

### 6.1 BAND7 BW5 CH21100- Horizontal

RSE Test case\_FCC PART 27(band7)



Frequency (MHz)	Result (dBm)	Factor (dB)	PK Limit (dBm)	Margin (dB)	Table (o)	ANT	EUT	Verdict
239.76	-71.47	3.55	-25.0	46.47	173.00	Horizontal	Horizontal	Pass
1729.50	-52.75	14.65	-25.0	27.75	191.00	Horizontal	Horizontal	Pass
2537.00	-34.66	13.11	-25.0	9.66	346.00	Horizontal	Horizontal	N/A
5064.56	-43.15	21.99	-25.0	18.15	148.00	Horizontal	Horizontal	Pass
7597.12	-43.78	28.56	-25.0	18.78	74.00	Horizontal	Horizontal	Pass
24422.00	-34.52	33.64	-25.0	9.52	23.00	Horizontal	Horizontal	Pass

## 6.2 BAND7 BW5 CH21100- Vertical

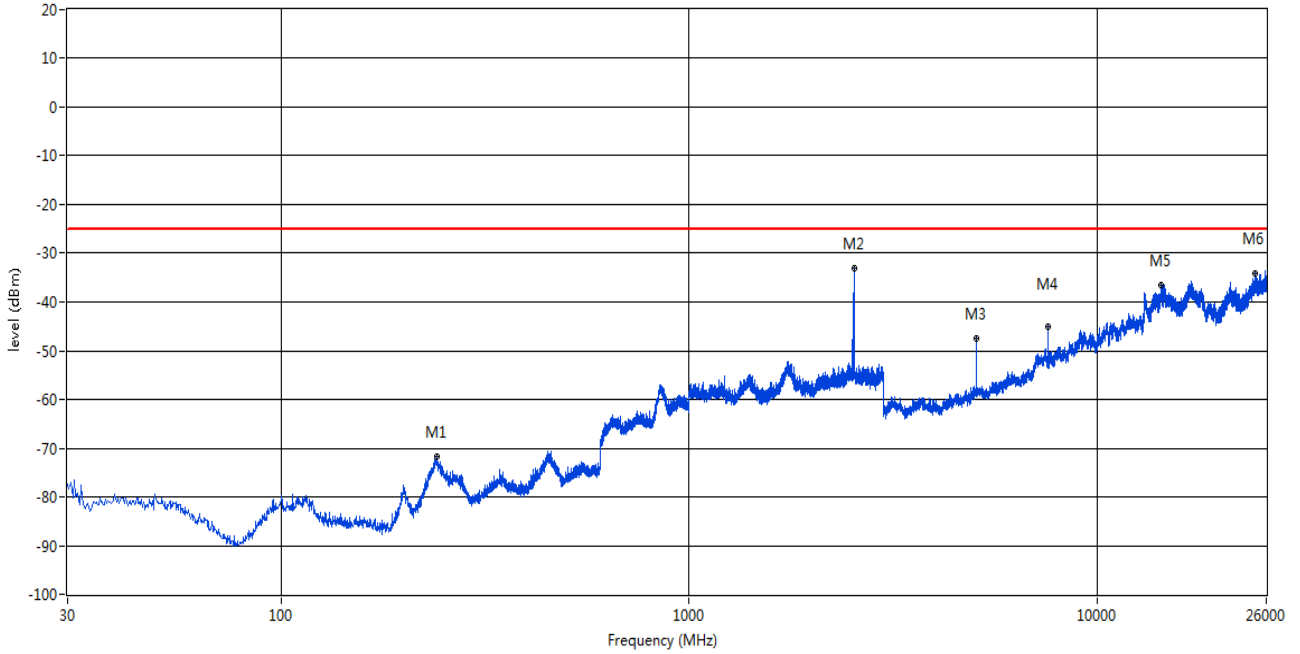
RSE Test case\_FCC PART 27(band7)



Frequency (MHz)	Result (dBm)	Factor (dB)	PK Limit (dBm)	Margin (dB)	Table (o)	ANT	EUT	Verdict
240.25	-71.49	3.58	-25.0	46.49	55.00	Vertical	Vertical	Pass
2530.50	-36.38	13.33	-25.0	11.38	73.00	Vertical	Vertical	N/A
5064.56	-43.72	21.99	-25.0	18.72	245.00	Vertical	Vertical	Pass
7597.12	-40.59	28.56	-25.0	15.59	241.00	Vertical	Vertical	Pass
13099.81	-37.08	42.48	-25.0	12.08	77.00	Vertical	Vertical	Pass
24549.50	-34.79	33.62	-25.0	9.79	245.00	Vertical	Vertical	Pass

### 6.3 BAND7 BW10 CH21100- Horizontal

RSE Test case\_FCC PART 27(band7)

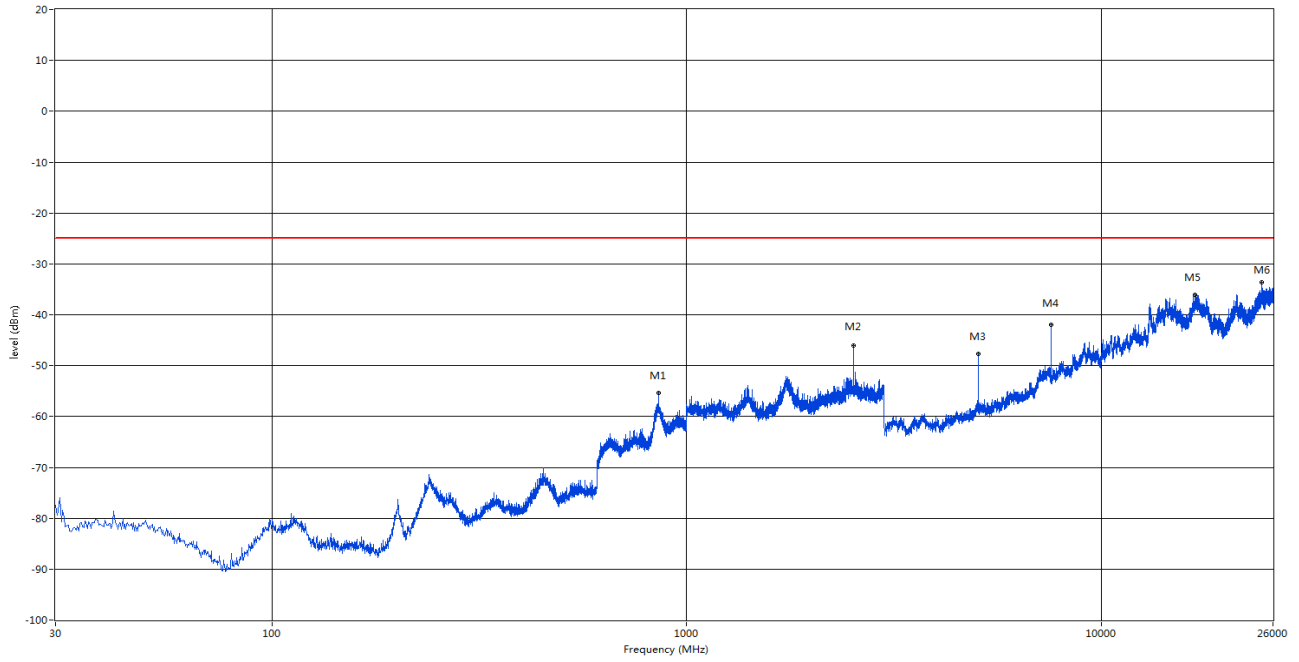


Frequency (MHz)	Result (dBm)	Factor (dB)	PK Limit (dBm)	Margin (dB)	Table (o)	ANT	EUT	Verdict
241.22	-71.62	3.32	-25.0	46.62	30.00	Horizontal	Horizontal	Pass
2548.00	-33.00	13.32	-25.0	8.00	209.00	Horizontal	Horizontal	N/A
5059.69	-47.34	21.94	-25.0	22.34	282.00	Horizontal	Horizontal	Pass
7592.25	-45.04	28.60	-25.0	20.04	219.00	Horizontal	Horizontal	Pass
14399.37	-36.63	41.40	-25.0	11.63	30.00	Horizontal	Horizontal	Pass
24411.50	-34.18	33.64	-25.0	9.18	156.00	Horizontal	Horizontal	Pass



## 6.4 BAND7 BW10 CH21100- Vertical

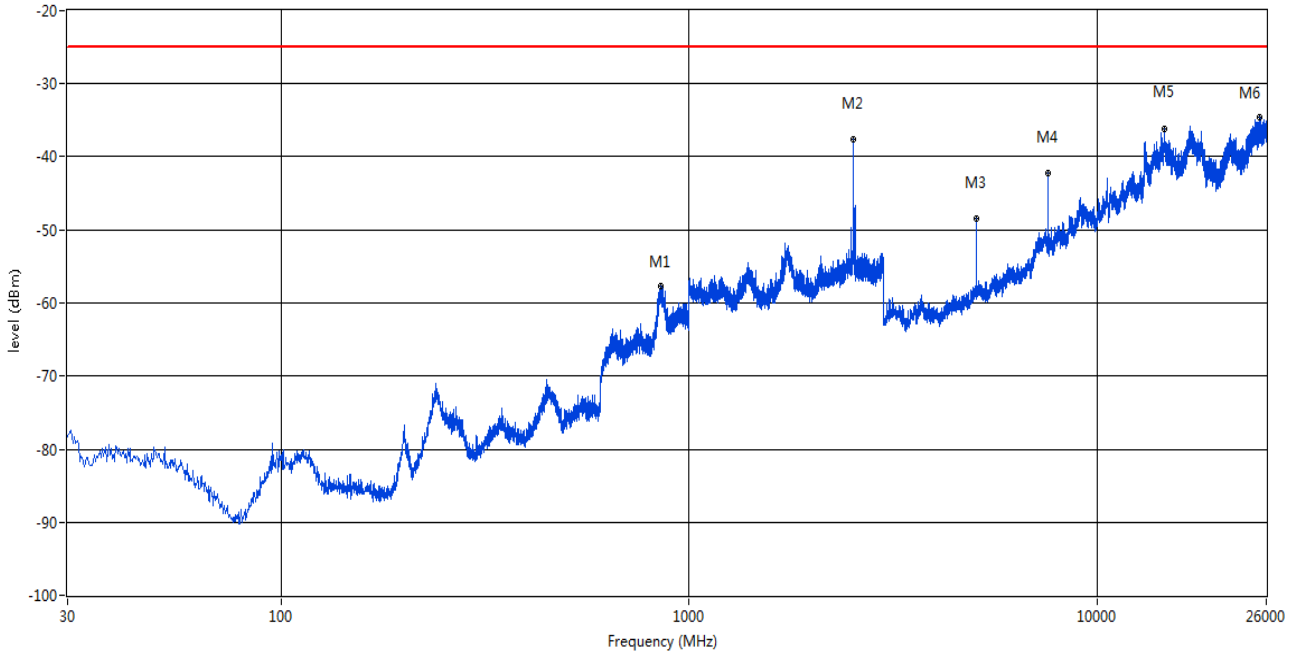
RSE Test case\_FCC PART22&24&27\_FCC PART 27(band7)



Frequency (MHz)	Result (dBm)	Factor (dB)	PK Limit (dBm)	Margin (dB)	Table (o)	ANT	EUT	Verdict
855.227	-55.40	11.32	-25.0	30.40	360.00	Vertical	Vertical	Pass
2530.500	-46.03	13.94	-25.0	21.03	101.70	Vertical	Vertical	N/A
5059.687	-47.63	21.94	-25.0	22.63	233.60	Vertical	Vertical	Pass
7592.250	-41.96	28.60	-25.0	16.96	2.30	Vertical	Vertical	Pass
16853.500	-36.08	38.52	-25.0	11.08	205.40	Vertical	Vertical	Pass
24453.501	-33.62	33.63	-25.0	8.62	91.00	Vertical	Vertical	Pass

## 6.5 BAND7 BW15 CH21100- Horizontal

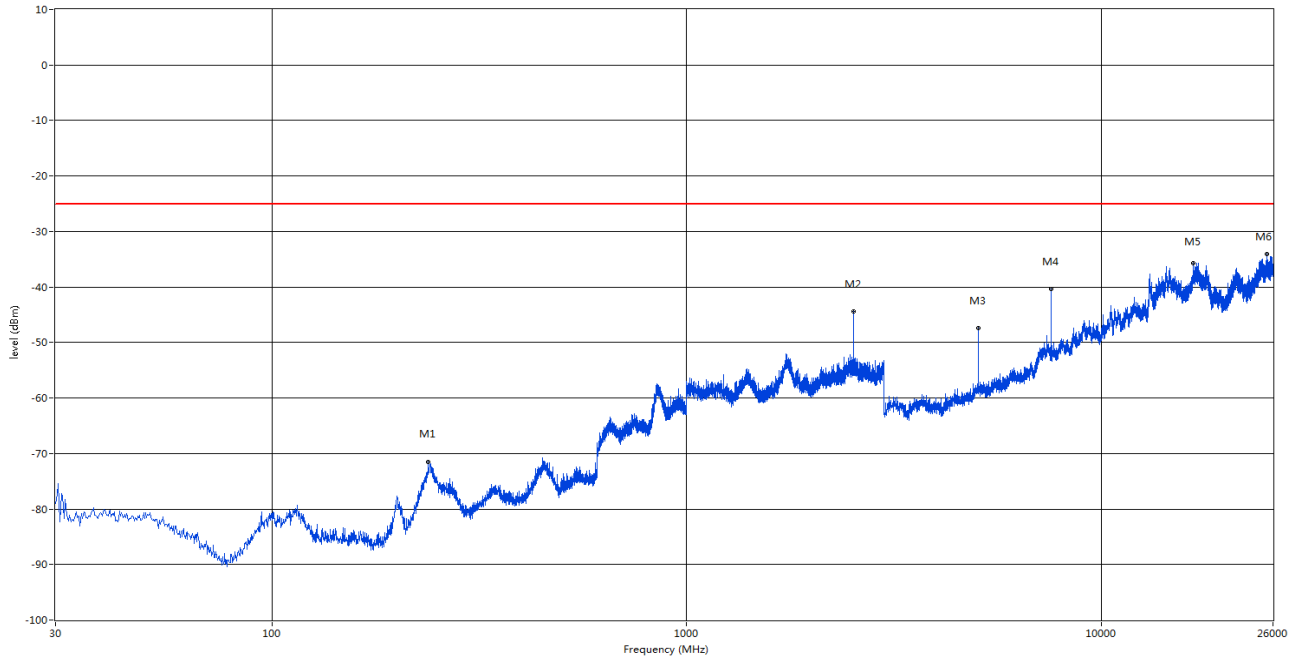
RSE Test case\_FCC PART 27(band7)



Frequency (MHz)	Result (dBm)	Factor (dB)	PK Limit (dBm)	Margin (dB)	Table (o)	ANT	EUT	Verdict
850.38	-57.70	11.51	-25.0	32.70	340.00	Horizontal	Horizontal	Pass
2529.50	-37.64	13.38	-25.0	12.64	274.00	Horizontal	Horizontal	N/A
5057.25	-48.39	22.27	-25.0	23.39	37.00	Horizontal	Horizontal	Pass
7584.94	-42.17	28.64	-25.0	17.17	201.00	Horizontal	Horizontal	Pass
14638.62	-36.15	41.91	-25.0	11.15	54.00	Horizontal	Horizontal	Pass
25088.00	-34.51	33.57	-25.0	9.51	323.00	Horizontal	Horizontal	Pass

## 6.6 BAND7 BW15 CH21100- Vertical

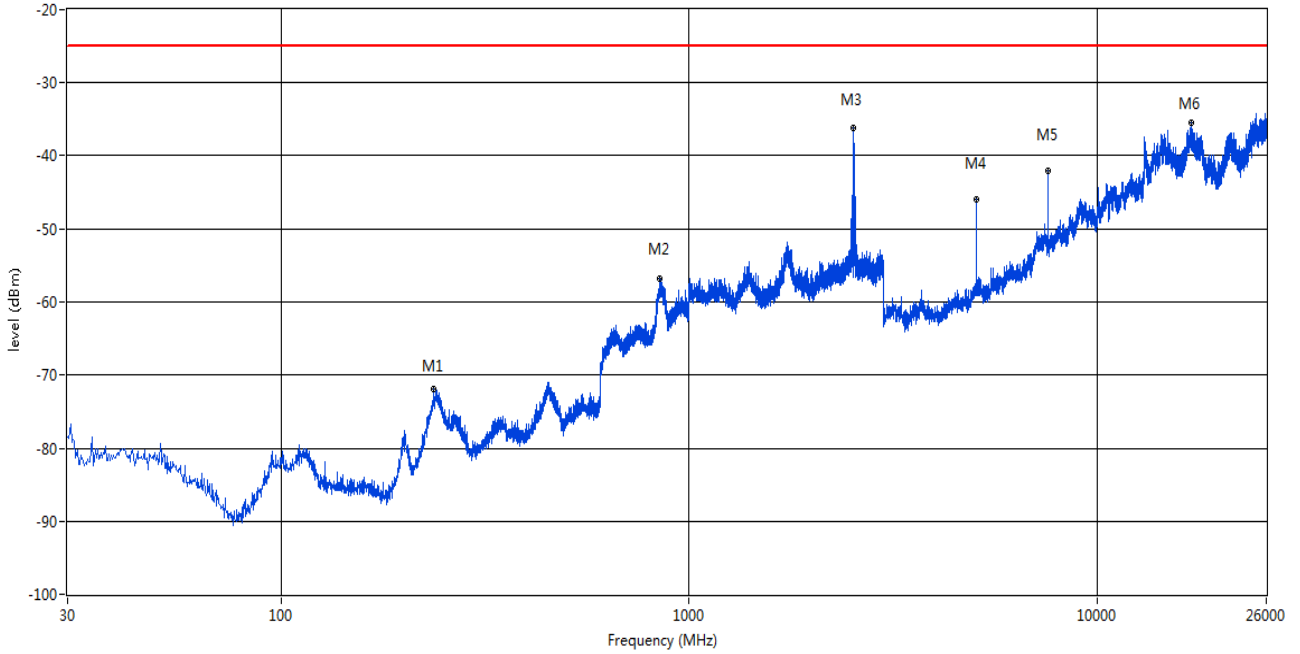
RSE Test case\_FCC PART22&24&27\_FCC PART 27(band7)



Frequency (MHz)	Result (dBm)	Factor (dB)	PK Limit (dBm)	Margin (dB)	Table (o)	ANT	EUT	Verdict
238.307	-71.48	2.95	-25.0	46.48	100.70	Vertical	Vertical	Pass
2528.500	-44.43	13.95	-25.0	19.43	91.80	Vertical	Vertical	N/A
5057.250	-47.47	22.27	-25.0	22.47	279.50	Vertical	Vertical	Pass
7584.937	-40.39	28.64	-25.0	15.39	264.70	Vertical	Vertical	Pass
16712.125	-35.71	38.21	-25.0	10.71	36.50	Vertical	Vertical	Pass
25115.001	-34.07	33.57	-25.0	9.07	186.60	Vertical	Vertical	Pass

## 6.7 BAND7 BW20 CH21100- Horizontal

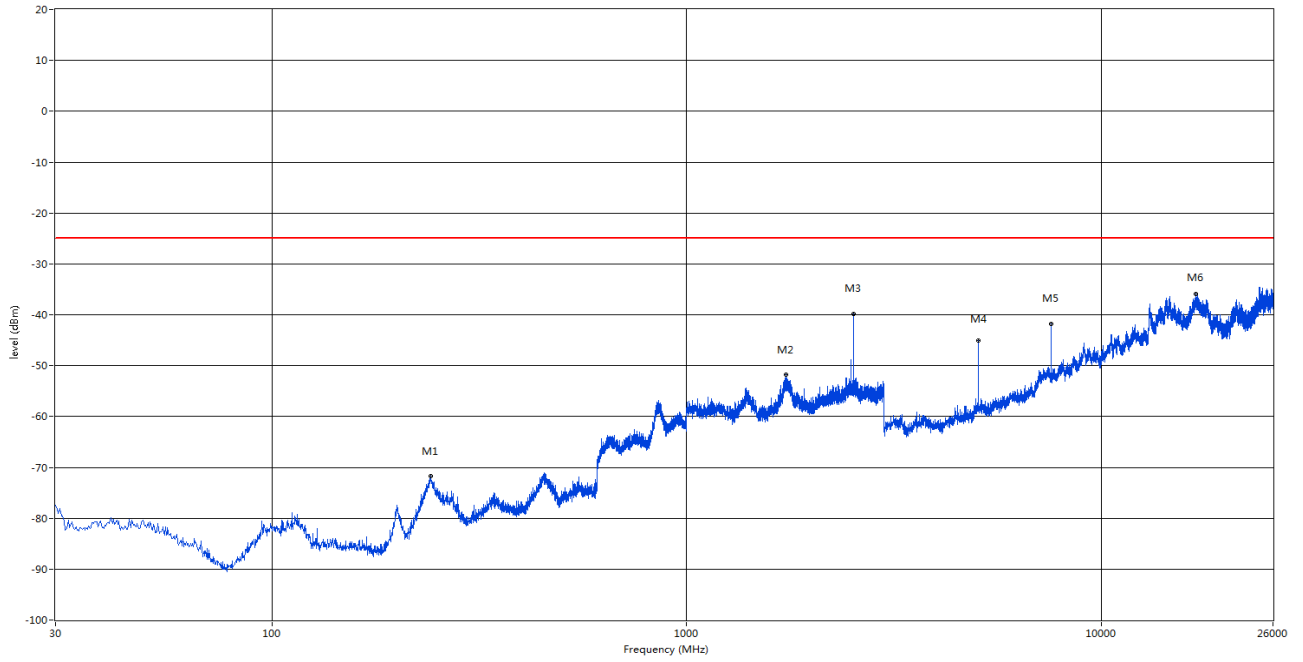
RSE Test case\_FCC PART 27(band7)



Frequency (MHz)	Result (dBm)	Factor (dB)	PK Limit (dBm)	Margin (dB)	Table (o)	ANT	EUT	Verdict
236.12	-71.86	2.02	-25.0	46.86	138.00	Horizontal	Horizontal	Pass
848.68	-56.78	11.39	-25.0	31.78	42.00	Horizontal	Horizontal	Pass
2534.50	-36.11	13.12	-25.0	11.11	345.00	Horizontal	Horizontal	N/A
5052.37	-46.04	21.91	-25.0	21.04	179.00	Horizontal	Horizontal	Pass
7577.62	-42.08	28.69	-25.0	17.08	73.00	Horizontal	Horizontal	Pass
17060.12	-35.45	39.43	-25.0	10.45	333.00	Horizontal	Horizontal	Pass

## 6.8 BAND7 BW20 CH21100- Vertical

RSE Test case\_FCC PART22&24&27\_FCC PART 27(band7)



Frequency (MHz)	Result (dBm)	Factor (dB)	PK Limit (dBm)	Margin (dB)	Table (o)	ANT	EUT	Verdict
241.218	-71.78	3.32	-25.0	46.78	258.10	Vertical	Vertical	Pass
1735.000	-51.80	14.96	-25.0	26.80	188.90	Vertical	Vertical	Pass
2526.000	-39.80	13.95	-25.0	14.80	41.70	Vertical	Vertical	N/A
5052.375	-50.13	21.91	-25.0	25.13	0.00	Vertical	Vertical	Pass
7577.625	-41.91	28.69	-25.0	16.91	0.00	Vertical	Vertical	Pass
16942.312	-35.88	38.83	-25.0	10.88	234.90	Vertical	Vertical	Pass