



REPORT No. : SZ1810065S01

Annex C Plots of System Performance Check

NOTE: This document is issued by MORLAB, the test report shall not be reproduced except in full without prior written permission of the company. The test results apply only to the particular sample(s) tested and to the specific tests carried out which is available on request for validation and information confirmed at our website.

MORLAB

SHENZHEN MORLAB COMMUNICATIONS TECHNOLOGY Co., Ltd.
FL1-3, Building A, FeiYang Science Park, No.8 LongChang Road,
Block67, BaoAn District, ShenZhen , GuangDong Province, P. R. China

Tel: 86-755-36698555

Fax: 86-755-36698525

[Http://www.morlab.cn](http://www.morlab.cn)

E-mail: service@morlab.cn

System Check_835MHz_Head_181023

Communication System: UID 0, CW (0); Frequency: 835 MHz; Duty Cycle: 1:1

Medium: HSL_835_181023 Medium parameters used: $f = 835 \text{ MHz}$; $\sigma = 0.891 \text{ S/m}$; $\epsilon_r = 41.762$ $\rho = 1000 \text{ kg/m}^3$

Ambient Temperature : 23.1 °C; Liquid Temperature : 22.6 °C

DASY5 Configuration:

- Probe: EX3DV4 - SN7445; ConvF(7.56, 7.56, 7.56); Calibrated: 2018.09.04;
- Sensor-Surface: 4mm (Mechanical Surface Detection)
- Electronics: DAE4 Sn1516; Calibrated: 2018.07.14
- Phantom: SAM 2; Type: QD000P40CC; Serial: TP:1464
- Measurement SW: DASY52, Version 52.8 (8); SEMCAD X Version 14.6.10 (7331)

CW835/Area Scan (81x81x1): Interpolated grid: $dx=1.500 \text{ mm}$, $dy=1.500 \text{ mm}$

Maximum value of SAR (interpolated) = 2.70 W/kg

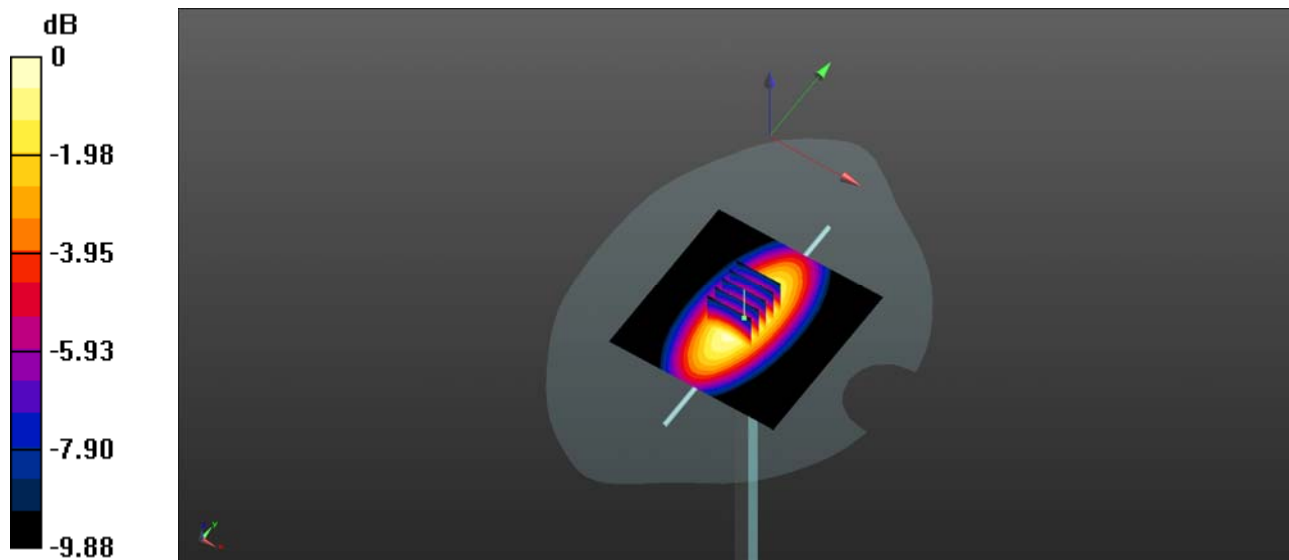
CW835/Zoom Scan (5x5x7)/Cube 0: Measurement grid: $dx=8\text{mm}$, $dy=8\text{mm}$, $dz=5\text{mm}$

Reference Value = 55.53 V/m; Power Drift = -0.07 dB

Peak SAR (extrapolated) = 3.62 W/kg

SAR(1 g) = 2.46W/kg; SAR(10 g) = 1.58W/kg

Maximum value of SAR (measured) = 2.69 W/kg



0 dB = 2.70 W/kg

System Check_835MHz_Body_181023

Communication System: UID 0, CW (0); Frequency: 835 MHz; Duty Cycle: 1:1

Medium: MSL_835_181023 Medium parameters used: $f = 835 \text{ MHz}$; $\sigma = 0.943 \text{ S/m}$; $\epsilon_r = 54.341$; $\rho = 1000 \text{ kg/m}^3$

Ambient Temperature : 23.2 °C; Liquid Temperature : 22.5 °C

DASY5 Configuration:

- Probe: EX3DV4 - SN7445; ConvF(7.56, 7.56, 7.56); Calibrated: 2018.09.04;
- Sensor-Surface: 4mm (Mechanical Surface Detection)
- Electronics: DAE4 Sn1516; Calibrated: 2018.07.14
- Phantom: SAM 1; Type: QD000P40CC; Serial: TP:1471
- Measurement SW: DASY52, Version 52.8 (8); SEMCAD X Version 14.6.10 (7331)

CW 835/Area Scan (81x81x1): Interpolated grid: $dx=1.500 \text{ mm}$, $dy=1.500 \text{ mm}$

Maximum value of SAR (interpolated) = 2.53 W/kg

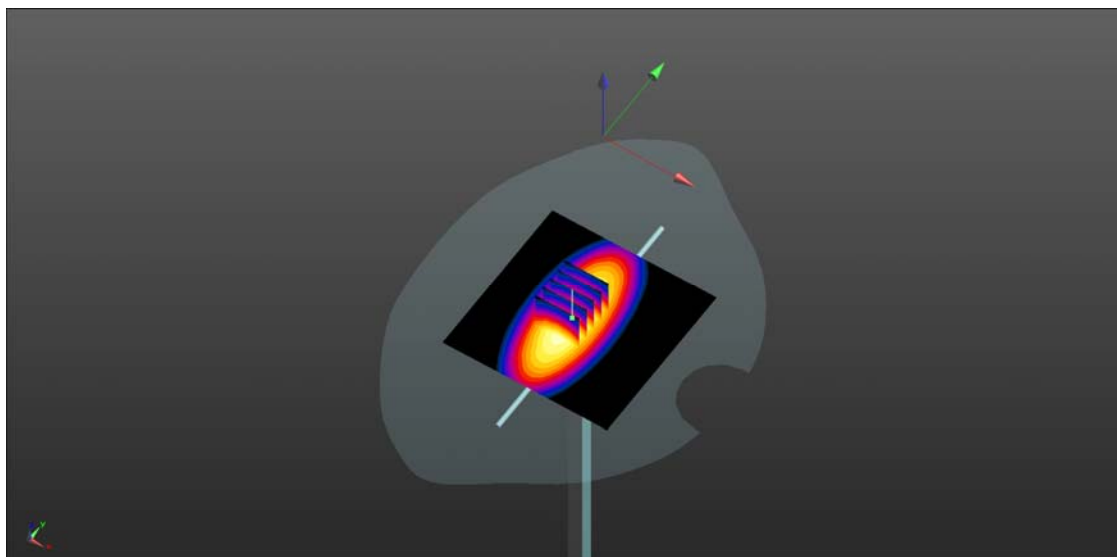
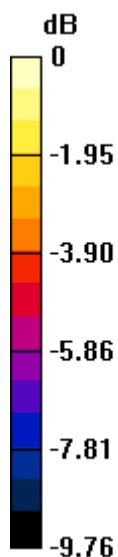
CW 835/Zoom Scan (5x5x7)/Cube 0: Measurement grid: $dx=8\text{mm}$, $dy=8\text{mm}$, $dz=5\text{mm}$

Reference Value = 51.04 V/m; Power Drift = 0.02 dB

Peak SAR (extrapolated) = 3.44 W/kg

SAR(1 g) = 2.37 W/kg; SAR(10 g) = 1.53 W/kg

Maximum value of SAR (measured) = 2.56 W/kg



0 dB = 2.53 W/kg

System Check_1900MHz_Head_181022

Communication System: UID 0, CW (0); Frequency: 1900 MHz; Duty Cycle: 1:1

Medium: HSL_1900_181022 Medium parameters used: $f = 1900$ MHz; $\sigma = 1.42$ S/m; $\epsilon_r = 40.886$; $\rho = 1000$ kg/m³

Ambient Temperature : 23.1 °C; Liquid Temperature : 22.2 °C

DASY5 Configuration:

- Probe: EX3DV4 - SN7445; ConvF(7.56, 7.56, 7.56); Calibrated: 2018.09.04;
- Sensor-Surface: 4mm (Mechanical Surface Detection)
- Electronics: DAE4 Sn1516; Calibrated: 2018.07.14
- Phantom: SAM 2; Type: QD000P40CC; Serial: TP:1464
- Measurement SW: DASY52, Version 52.8 (8); SEMCAD X Version 14.6.10 (7331)

CW 1900/Area Scan (81x81x1): Interpolated grid: dx=1.500 mm, dy=1.500 mm

Maximum value of SAR (interpolated) = 12.3 W/kg

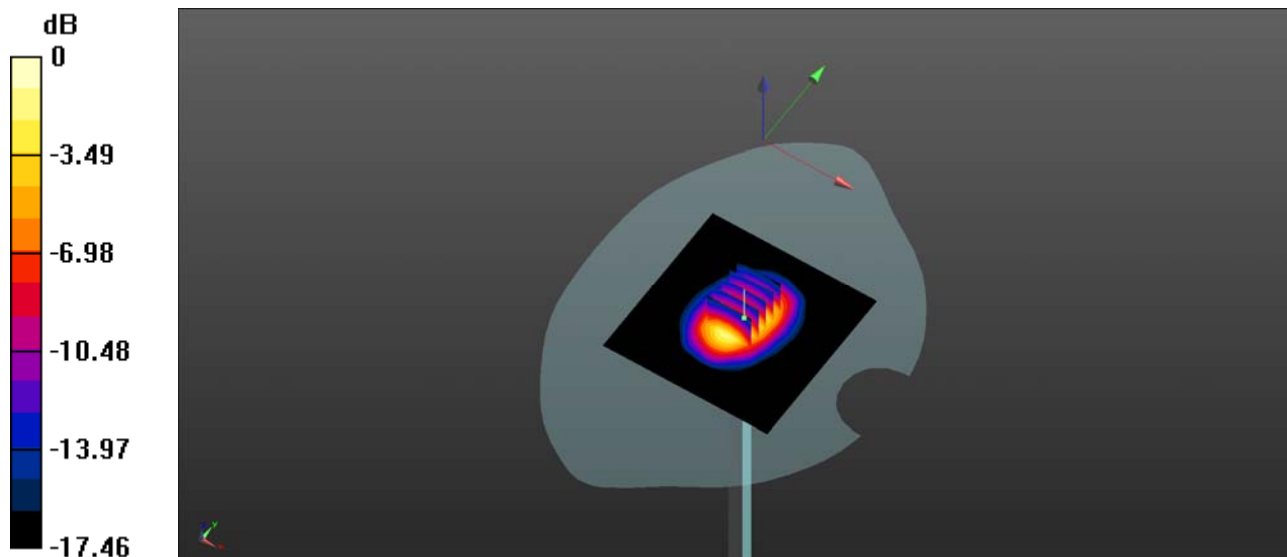
CW 1900/Zoom Scan (5x5x7)/Cube 0: Measurement grid: dx=8mm, dy=8mm, dz=5mm

Reference Value = 92.78 V/m; Power Drift = 0.01 dB

Peak SAR (extrapolated) = 20.1 W/kg

SAR(1 g) = 10.25 W/kg; SAR(10 g) = 5.27 W/kg

Maximum value of SAR (measured) = 12.2 W/kg



0 dB = 12.3 W/kg

System Check_1900MHz_Body_181022

Communication System: UID 0, CW (0); Frequency: 1900 MHz; Duty Cycle: 1:1

Medium: MSL_1900_181022 Medium parameters used: $f = 1900$ MHz; $\sigma = 1.532$ S/m; $\epsilon_r = 52.393$; $\rho = 1000$ kg/m³

Ambient Temperature : 23.1 °C; Liquid Temperature : 22.7 °C

DASY5 Configuration:

- Probe: EX3DV4 - SN7445; ConvF(7.56, 7.56, 7.56); Calibrated: 2018.09.04;
- Sensor-Surface: 4mm (Mechanical Surface Detection)
- Electronics: DAE4 Sn1516; Calibrated: 2018.07.14
- Phantom: SAM 1; Type: QD000P40CC; Serial: TP:1464
- Measurement SW: DASY52, Version 52.8 (8); SEMCAD X Version 14.6.10 (7331)

CW 1900/Area Scan (81x81x1): Interpolated grid: dx=1.500 mm, dy=1.500 mm

Maximum value of SAR (interpolated) = 11.1 W/kg

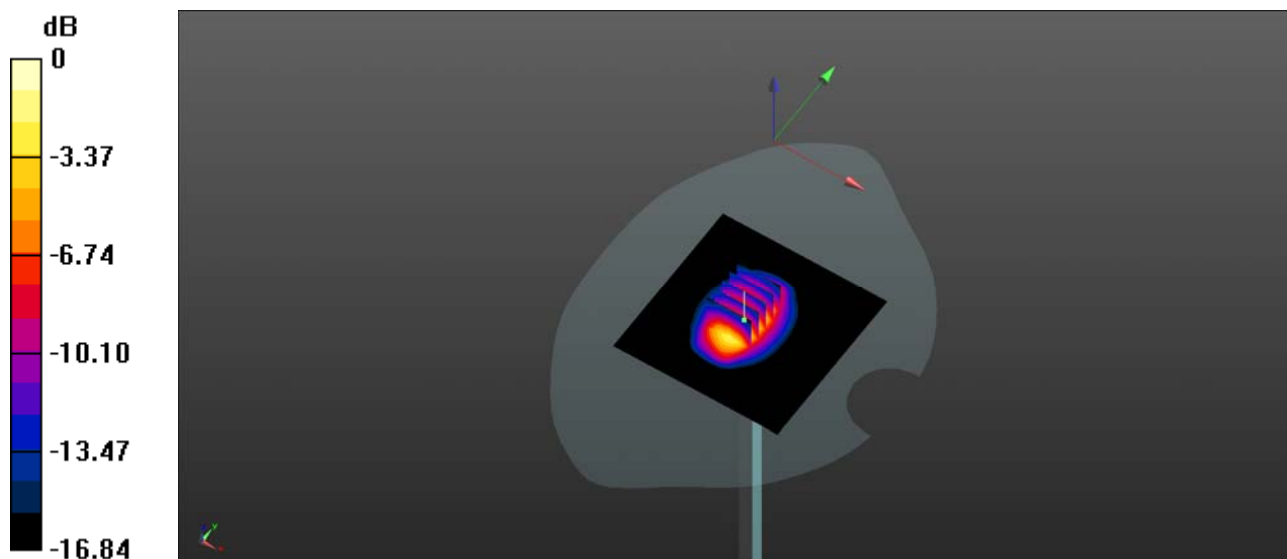
CW 1900/Zoom Scan (5x5x7)/Cube 0: Measurement grid: dx=8mm, dy=8mm, dz=5mm

Reference Value = 79.19 V/m; Power Drift = 0.09 dB

Peak SAR (extrapolated) = 18.0 W/kg

SAR(1 g) = 9.91 W/kg; SAR(10 g) = 5.51 W/kg

Maximum value of SAR (measured) = 11.2 W/kg



0 dB = 11.1 W/kg