




Appendix D. Photographs of EUT and Setup

FCC SAR Test Report

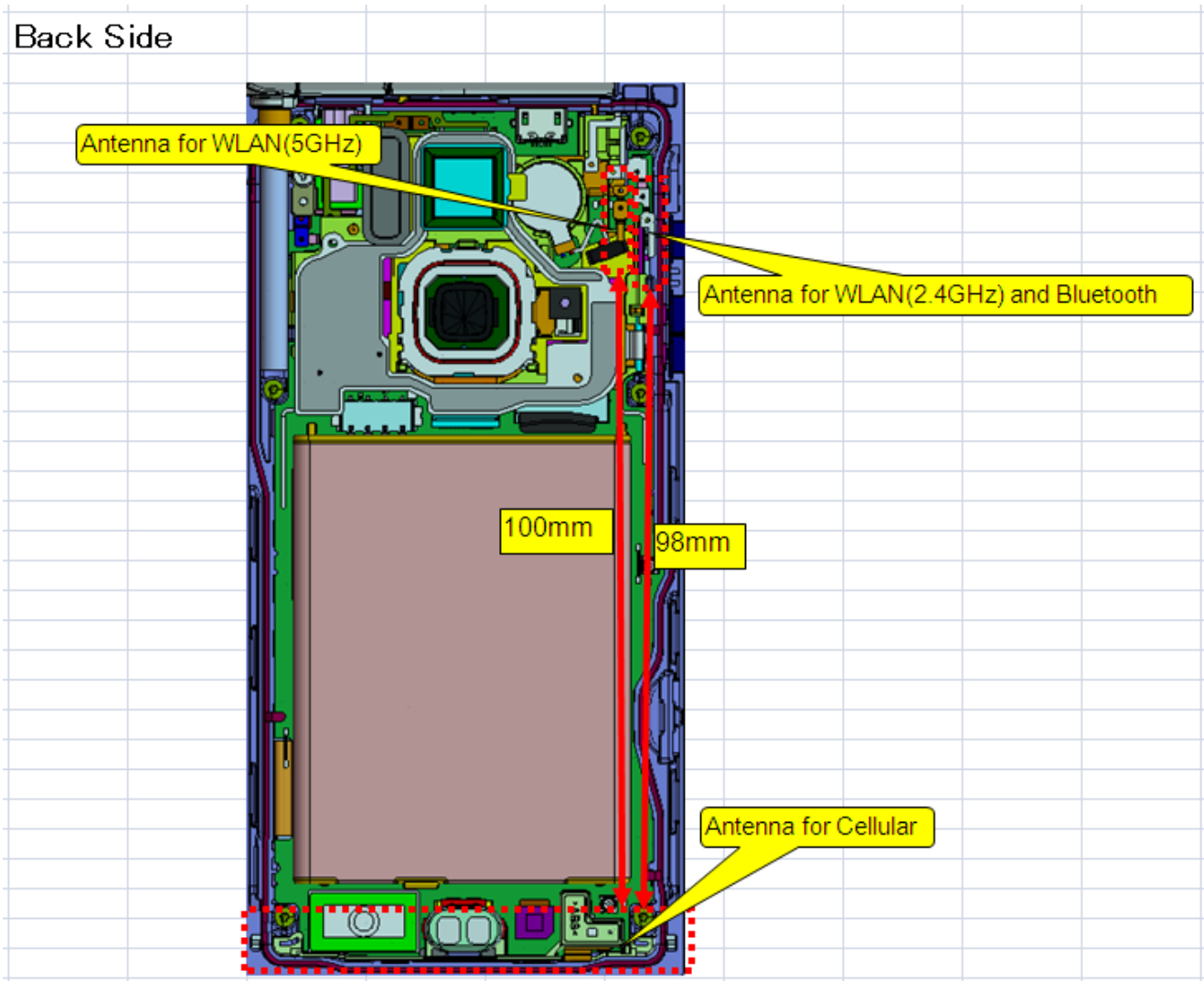
<Photographs of EUT>



FCC SAR Test Report

<Location of Antennas>

Back Side



FCC SAR Test Report

<Photographs of SAR Setup>




Right Cheek



Right Tilted



Left Cheek



Left Tilted



**Front Face of EUT with 1.0 cm Gap
(Body Worn Mode)**




**Rear Face of EUT with 1.0 cm Gap
(Body Worn Mode)**


FCC SAR Test Report



**Front Face of EUT with 1.0 cm Gap
(Hotspot Mode)**



**Rear Face of EUT with 1.0 cm Gap
(Hotspot Mode)**



**Left Side of EUT with 1 cm Gap
(Hotspot Mode)**



**Right Side of EUT with 1 cm Gap
(Hotspot Mode)**



**Bottom Side of EUT with 1 cm Gap
(Hotspot Mode)**