



A.3 SAR Measurement Data

A.3.1 Left Side

Cheek/Touch Position

Ear/Tilt Position

GSM 1900 (Duty Cycle: 12.5 %, Crest Factor: 8)

Date : January 21, 2008

EUT Set-up Configuration		Frequency		Power [dBm] (Peak)		Limit [mW/g]	SAR (1g) [mW/g]	Tissue Temp. [°C]
EUT Position	Antenna	Channel	MHz	Start	End			
Cheek/Touch	Fixed	0512	1850.20	28.35	28.35	1.6	0.228	21.0
		0661	1880.00	28.41	28.41		0.209	21.0
		0810	1909.80	28.17	28.17		0.117	21.0
Ear/Tilt	Fixed	0512	1850.20	--	--	1.6	**	--
		0661	1880.00	28.41	28.41		0.141	21.0
		0810	1909.80	--	--		**	--

NOTES :



1. Depth of Liquid : 15.0 cm

2. Transmitter power was measured at the antenna-conducted terminal.


3. The SAR result marked at ** is optional, because the SAR measured at the middle channel for that configuration is at least 3.0 dB lower than the SAR limit.

4. Please refer to attachment for the result presentation in plot format.

A.3.2 Right Side

								
Cheek/Touch Position				Ear/Tilt Position				
GSM 1900 (Duty Cycle: 12.5 %, Crest Factor: 8)						Date : January 21, 2008		
EUT Set-up Configuration		Frequency		Power [dBm] (Peak)		Limit [mW/g]	SAR (1g) [mW/g]	Tissue Temp. [°C]
EUT Position	Antenna	Channel	MHz	Start	End			
Cheek/Touch	Fixed	0512	1850.20	--	--	1.6	**	--
		0661	1880.00	28.41	28.41		0.192	21.0
		0810	1909.80	--	--		**	--
Ear/Tilt	Fixed	0512	1850.20	--	--	1.6	**	--
		0661	1880.00	28.41	28.41		0.126	21.0
		0810	1909.80	--	--		**	--
NOTES :								
1. Depth of Liquid : 15.0 cm								
2. Transmitter power was measured at the antenna-conducted terminal.								
3. The SAR result marked at ** is optional, because the SAR measured at the middle channel for that configuration is at least 3.0 dB lower than the SAR limit.								
4. Please refer to attachment for the result presentation in plot format.								

A.3.3 Body-worn Position



GSM 1900 (Duty Cycle: 12.5 %, Crest Factor: 8)

Date : January 21, 2008

EUT Set-up Configuration		Frequency		Power [dBm] (Peak)		Limit [mW/g]	SAR (1g) [mW/g]	Tissue Temp. [°C]
Separation	Antenna	Channel	MHz	Start	End			
1.5 cm	Fixed	0512	1850.20	28.35	28.35	1.6	0.110	21.0
		0661	1880.00	28.41	28.41		0.118	21.0
		0810	1909.80	28.17	28.17		0.113	21.0

GSM 1900 GSM+GPRS (Duty Cycle: 12.5 %, Crest Factor: 8)

1.5 cm	Fixed	0512	1850.20	--	--	1.6	**	--
		0661	1880.00	28.44	28.44		0.114	21.0
		0810	1909.80	--	--		**	--

NOTES :

1. Depth of Liquid : 15.0 cm
2. Transmitter power was measured at the antenna-conducted terminal.
3. The SAR result marked at ** is optional, because the SAR measured at the middle channel for that configuration is at least 3.0 dB lower than the SAR limit.
4. The earphone wire connected to the EUT to simulate hand-free operation in a body-worn configuration.
5. Please refer to attachment for the result presentation in plot format.