


PHOTOGRAPHS OF THE TEST CONFIGURATION (SAR Test Set Up Photos)

A. RIGHT HEAD POSITION:




CHEEK



TILT

B. LEFT HEAD POSITION:



CHEEK



TILT


C. BODY POSITION:



**Front Face with 1.0 cm Gap
(DUT without Earphone)**




**Rear Face with 1.0 cm Gap
(DUT without Earphone)**




**Left Edge with 1.0 cm Gap
(DUT without Earphone)**




**Right Edge with 1.0 cm Gap
(DUT without Earphone)**



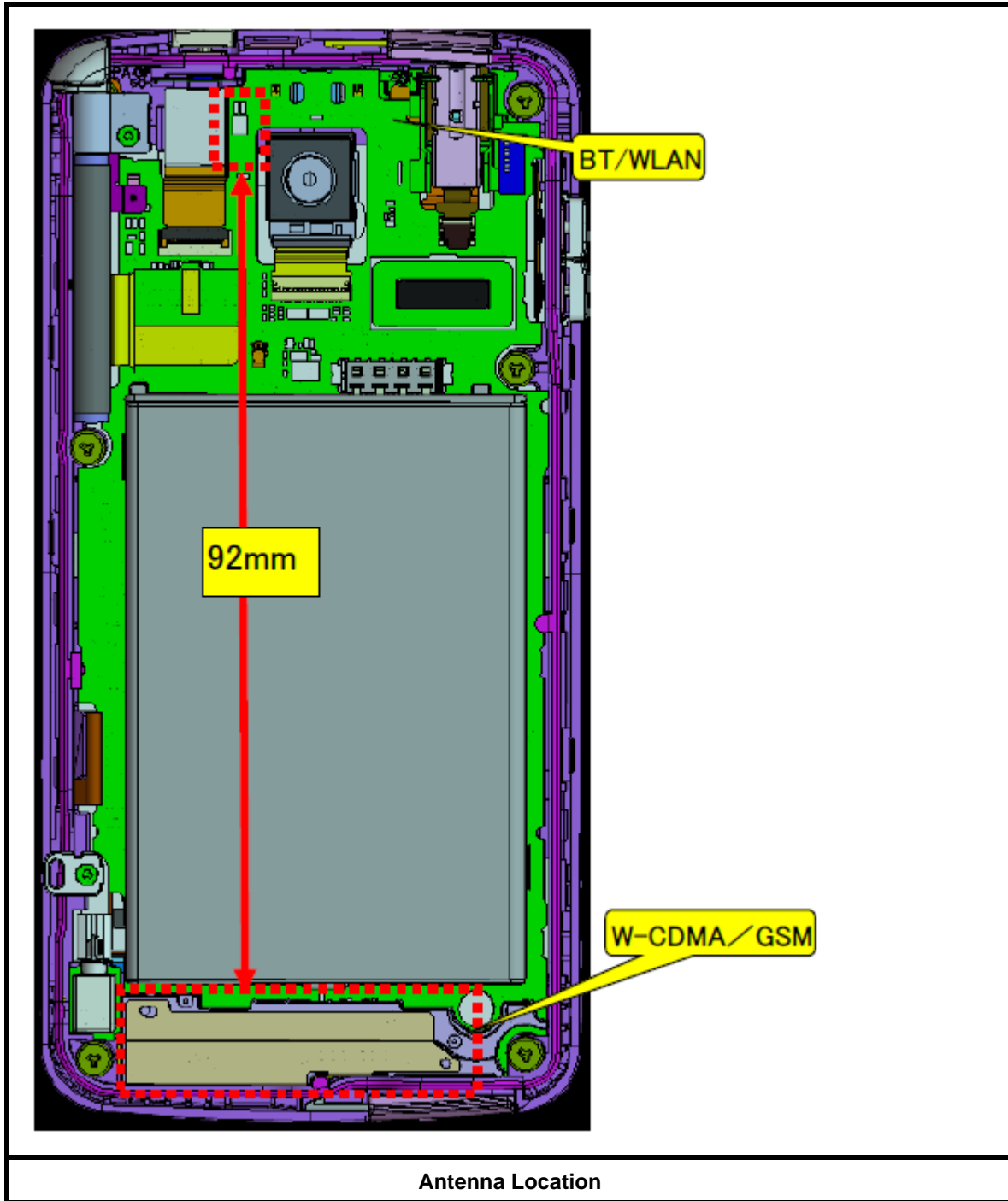
**Bottom with 1.0 cm Gap
(DUT without Earphone)**



**Front Face with 1.0 cm Gap
(DUT with Earphone)**



**Rear Face with 1.0 cm Gap
(DUT with Earphone)**



Antenna Location